

Sneutrino DM in the NMSSM with inverse seesaw mechanism

Junjie Cao^{1,2,3}, Xiaofei Guo¹, Yangle He¹, Liangliang Shang¹, Yuanfang Yue¹

¹ *College of Physics and Materials Science, Henan Normal University, Xinxiang 453007, China*

² *Center for High Energy Physics, Peking University, Beijing 100871, China*

³ *Department of Applied Physics, Xi'an Jiaotong University, Xi'an 710049, China*

E-mail: junjiec@itp.ac.cn, guoxf@gs.zzu.edu.cn, heyangle90@gmail.com,
shllwell1988@gmail.com, yuanfang405@gmail.com

ABSTRACT: In supersymmetric theories like the Next-to-Minimal Supersymmetric Standard Model (NMSSM), the lightest neutralino with bino or singlino as its dominant component is customarily taken as dark matter (DM) candidate. Since light Higgsinos favored by naturalness can strength the couplings of the DM and thus enhance the DM-nucleon scattering rate, the tension between naturalness and DM direct detection results becomes more and more acute with the improved experimental sensitivity. In this work, we extend the NMSSM by inverse seesaw mechanism to generate neutrino mass, and show that in certain parameter space the lightest sneutrino may act as a viable DM candidate, i.e. it can annihilate by multi-channels to get correct relic density and meanwhile satisfy all experimental constraints. The most striking feature of the extension is that the DM-nucleon scattering rate can be naturally below its current experimental bounds regardless of the higgsino mass, and hence it alleviates the tension between naturalness and DM experiments. Other interesting features include that the Higgs phenomenology becomes much richer than that of the original NMSSM due to the relaxed constraints from DM physics and also due to the presence of extra neutrinos, and that the signatures of sparticles at colliders are quite different from those with neutralino as DM candidate.

Contents

1	Introduction	2
2	NMSSM with Inverse Seesaw Mechanism	5
2.1	Model Lagrangian	5
2.2	Neutrino Sector	7
2.3	Sneutrino Dark Matter	9
2.3.1	Sneutrino mass matrices	9
2.3.2	Relic density of sneutrino DM	11
2.3.3	Direct detection	14
3	Numerical Results	17
4	LHC constraints on the model	22
5	Phenomenology of the ISS-NMSSM	24
6	Conclusions	25
A	Appendix	27

1 Introduction

From recent cosmological and astrophysical measurements with unprecedented precision, it has been a robust fact that over 20% of the energy density of the Universe today is composed of Dark Matter (DM) [1]. Among various kinds of DM candidates, the massive neutral stable particle with weak couplings to quarks/leptons is a promising one, and has been widely discussed in different new physics models for past decades. In the popular supersymmetric models such as the Minimal Supersymmetric Standard Model (MSSM) [2, 3], the lightest neutralino with bino field as its dominant component has such properties [4–6], and is customarily treated as DM candidate in phenomenological study. In this setup, the interactions of the DM with Higgs bosons are inversely proportional to higgsino mass μ [7], and the lighter the higgsino is, the stronger the couplings become. This in return results in an increased DM-nucleon scattering rate¹. On the other hand, the higgsino mass determines at tree level the Z boson mass, and naturalness favors light higgsinos up to several hundred GeV [8]. Obviously, with the rapidly improved sensitivity of DM direct detection (DD) experiments such as PandaX-II [12, 13], LUX [14] and XENON-1T [15] to DM-nucleon scattering rate in recent years, there emerges increasing tension between naturalness and the DD experiments [16, 17]. Confronted with such a situation, some authors recently emphasized the role of blind spots in escaping the strong constraints from the DD experiments [18–21]. These parameter points, however, require subtle cancelation among different contributions to the scattering rate, and hence lead to a certain degree of fine tuning. Another long-standing problem that the MSSM fails to account for comes from the observation of neutrino oscillation, which can be explained only if neutrinos have tiny masses [22–24]. Given the fact that the MSSM with R-parity conservation has no built-in mechanism to generate the masses, neutrino oscillation indicates unambiguously the existence of extra physics.

In this work, we intend to seek for the theory that can address the origin of neutrino mass and the nature of DM simultaneously. To be more specific, we require it to have following properties:

- predicting in a natural way the masses of active neutrinos and also the recently discovered Higgs boson with its field content as economical as possible;
- providing a testable mechanism to generate sterile neutrino masses;
- easily satisfying the experimental data such as the neutrino oscillation data, the electroweak precision measurements, and the lepton-flavor violation;

¹We emphasize here that we only consider the case of one-component DM with its mass at electro-weak scale. In this case, the lightest neutralino in the MSSM is the admixture of gaugino and higgsino with bino as its largest component field in order to predict the right relic DM density. Alternatively if the lightest neutralino is an almost pure higgsino which can be realized in natural SUSY [8] or mirage mediation scenarios [9], its current density will fall far short to account for the measured value of DM density [8, 9], and meanwhile the corresponding DM-nucleon scattering rate is usually suppressed too [10]. Note that the tendency of a light μ to enhance DM-nucleon scattering rate is also applied to the NMSSM where the lightest neutralino is usually bino-dominated or singlino-dominated [11].

- easily coinciding with the observations in DM physics even for light higgsinos, especially that DM-nucleon scattering rate should be naturally suppressed to satisfy the very tight constraints from the recent XENON-1T experiment.

In constructing such a theory, we note that among the ideas to generate the tiny neutrino masses, the inverse seesaw mechanism [25] is rather attractive since in its configuration, the smallness of neutrino masses is attributed to lepton number violation (LNV) and a doubly suppressed ratio, all involved dimensional parameters are at weak scale and the Yukawa couplings of the neutrinos may be moderately large, all of which indicate that the mechanism can provide a natural, simple and testable way to realize the small neutrino masses at low energy [26]. We also note that the gauge singlet extensions of the MSSM like the Next-to-Minimal Supersymmetric Standard Model (NMSSM) [27] have great theoretical advantages, e.g. their capability of generating dynamically the higgsino mass μ and enhancing the SM-like Higgs boson mass by the singlet-doublet interaction among the Higgs fields in the theory and/or by the singlet-doublet Higgs mixing effect [28, 29]. These features motivate us to incorporate the inverse seesaw mechanism in the NMSSM as an attempt at weak scale to solve the problems mentioned above. Interestingly, we find that the resulting theory not only inherits all the merits of the NMSSM and the seesaw mechanism, but also exhibits following new features:

- Except for the tiny Majorana masses for extra family of sterile neutrino fields, which violates lepton number by two units and is naturally small according to 't Hooft's naturalness criterion [30], there is no dimensional parameters in its superpotential. As a result, the mass for any new particle beyond the Standard Model, such as sterile neutrinos and supersymmetric particles, is determined by the vacuum expectation values (vev) of Higgs fields and/or by soft supersymmetry breaking coefficients .
- The lightest sneutrino $\tilde{\nu}_1$ may act as a viable DM candidate. In more detail, unlike some pioneer studies in this direction [31–40], the sneutrino DM in our framework has two attractive characters. One is that $\tilde{\nu}_1$ can mainly annihilate into a pair of singlet dominated Higgs bosons to get the right relic density and meanwhile satisfy all experimental constraints. This process is determined by the interactions of $\tilde{\nu}_1$ with the singlet Higgs fields for a given Higgs boson spectrum, and consequently DM observables are sensitive only to the parameters in sneutrino sector. The other is owe to the fact that the singlet field can mediate the transition between $\tilde{\nu}_1$ pair and the higgsino pair, which implies that $\tilde{\nu}_1$ and the higgsinos can be in thermal equilibrium in early Universe before their freeze-out. If their mass splitting is less than about 10%, the number density of the higgsinos can track that of $\tilde{\nu}_1$ during freeze-out, and consequently the higgsinos played an important role in determining DM relic density [41] (in literature such a phenomenon was called coannihilation [42]). As a result, even for very weak couplings of $\tilde{\nu}_1$ with SM particles, $\tilde{\nu}_1$ may still reach the correct relic density by coannihilating with the higgsino-dominated particles. Again, this translates to the constraints only on the parameters in sneutrino sector if the higgsino mass is less than the other neutralino masses.

Due to the mentioned properties of $\tilde{\nu}_1$, the DM-nucleon scattering rate in our model can be naturally suppressed by the small mixing between singlet-doublet Higgs fields (corresponding to the former case) or by the highly sterile nature of $\tilde{\nu}_1$ (the latter case). This suppression is independent of the parameter μ , and hence there is no tension any more between the weak scale naturalness and DM physics.

- Due to potentially relaxed DM constraints on the theory and also due to the presence of possible light sterile neutrinos, Higgs physics is enriched greatly compared with that of the unextended NMSSM. Moreover, the signature of sparticles at colliders is greatly changed for sneutrino DM instead of the customary neutralino DM.

With respect to these features, we have more explanations. One is that in the original MSSM and NMSSM, only left-handed sneutrinos are predicted, and consequently the sneutrino $\tilde{\nu}_1$ as DM candidate is excluded by DD experiments due to its sizable coupling with Z boson [43]. In Type-I seesaw extended models, however, sneutrino may be a viable DM because the inclusion of right-handed (RH) neutrino superfields in the theory enables the DM to be RH sneutrino dominated, which can reduce the coupling strength greatly [44]. In the inverse seesaw extension, beside the RH fields an extra family of sterile neutrino fields are also introduced, which is able to further suppress the left-handed sneutrino component of $\tilde{\nu}_1$ to get a smaller DM-nucleon scattering rate. In fact, this is one of the reasons that we are interested in the incorporation of the inverse seesaw mechanism within supersymmetric theories. The other is that the features mentioned above are not unique to the inverse seesaw extension of the NMSSM. In fact, the Type-I seesaw extension of the NMSSM also possesses these properties, and in particular it has an advantage over our framework in that it corresponds to a more economical field assignment [44]. However, as we will discuss at the end of this work, our framework provides more flexibility to accommodate low energy data (such as the neutrino oscillation data, the electroweak precision measurements and the lepton-flavor violation) and richer phenomenology than the Type-I seesaw extension, which make it worthy of an intensive study.

The main purpose of this work is to illustrate the properties of the sneutrino DM in the NMSSM with inverse seesaw mechanism (ISS-NMSSM). For this end, we vary the parameters in sneutrino sector to obtain physical parameter points, and show how $\tilde{\nu}_1$ annihilated to get the right relic density and meanwhile avoids the constraints from Fermi-LAT search for DM annihilation in dwarf galaxies. In particular, we pay great attention to study DM-nucleon scattering, and exhibit suppression mechanisms of the theory on the rate. We note that the inverse seesaw mechanism has been intensively studied in the framework of the MSSM [45–64] and the supersymmetric B-L models [65–76], and that most seesaw extensions of the NMSSM focused on the augmentation of simple Type-I mechanism to study the spectral characters of gamma-ray from DM annihilations [44, 77–85]. These studies usually concentrated on the parameter region which predicts a large DM-nucleon scattering rate and hence has been excluded by current DD experiments. By contrast, only several works have been done to study the theory and phenomenology of the ISS-NMSSM [86–91]. In particular, we note that only the work [87] adopted same symmetries as our model, and it studied the effect of $\tilde{\nu}_1$ on the properties of a $\mathcal{O}(10\text{GeV})$ CP-odd Higgs boson.

SF	Spin 0	Spin $\frac{1}{2}$	Generations	$(U(1) \otimes SU(2) \otimes SU(3))$
\hat{q}	\tilde{q}	q	3	$(\frac{1}{6}, \mathbf{2}, \mathbf{3})$
\hat{l}	\tilde{l}	l	3	$(-\frac{1}{2}, \mathbf{2}, \mathbf{1})$
\hat{H}_d	H_d	\tilde{H}_d	1	$(-\frac{1}{2}, \mathbf{2}, \mathbf{1})$
\hat{H}_u	H_u	\tilde{H}_u	1	$(\frac{1}{2}, \mathbf{2}, \mathbf{1})$
\hat{d}	\tilde{d}_R^*	d_R^*	3	$(\frac{1}{3}, \mathbf{1}, \bar{\mathbf{3}})$
\hat{u}	\tilde{u}_R^*	u_R^*	3	$(-\frac{2}{3}, \mathbf{1}, \bar{\mathbf{3}})$
\hat{e}	\tilde{e}_R^*	e_R^*	3	$(1, \mathbf{1}, \mathbf{1})$
$\hat{\nu}$	$\tilde{\nu}_R^*$	ν_R^*	3	$(0, \mathbf{1}, \mathbf{1})$
\hat{s}	S	\tilde{S}	1	$(0, \mathbf{1}, \mathbf{1})$
\hat{X}	\tilde{x}	x	3	$(0, \mathbf{1}, \mathbf{1})$

Table 1. Chiral superfields in the NMSSM with inverse seesaw mechanism.

This situation necessitates our study as a helpful attempt to explore the nature of DM. Obviously, our result on DM physics may be distinct from the previous ones since they are based on different theoretical assumptions and also for different purposes.

This paper is organized as follows. In section 2, we introduce the basics of the ISS-NMSSM, including the annihilation mechanisms of sneutrino DM and the features of the spin-independent (SI) cross section for DM-nucleon scattering. In Section 3 we scan the parameter space of the model by considering relevant experimental constraints to get viable parameter points, and analyze numerically the key features of sneutrino DM. In section 4, we study the constraints of the LHC experiment on our choice of the NMSSM parameters. For this purpose, we simulate the neutralino/chargino production processes, and point out that current experimental analyses on sparticle search can not exclude the light higgsino-dominated particles due to their unconventional signatures. Section 5 is devoted to a brief exploration of the phenomenology of the ISS-NMSSM, and we will show that the phenomenology is quite rich and distinct. Finally, we draw our conclusions in section 6.

2 NMSSM with Inverse Seesaw Mechanism

In this section we first introduce the basics of the ISS-NMSSM, including its Lagrangian and neutrino physics, then we concentrate on sneutrino DM case. We analyze the features of sneutrino mass matrix, and present useful formula to calculate the cross sections for DM annihilations and also that for DM-nucleon scattering.

2.1 Model Lagrangian

Depending on field assignment and the symmetry adopted in model construction, there are various ways to implement the inverse seesaw mechanism in the NMSSM [86–91]. Here we consider the minimal framework which extends the NMSSM by only two gauge singlet chiral fields ν and X for each generation with lepton numbers $L = -1$ and $L = +1$ respectively. We assume that the lepton number L and Z_3 symmetry are broken slightly,

while the R -parity and $(-1)^L$ parity are still good symmetries. With these assumptions, we write down the theory of the ISS-NMSSM with its field content presented in Table 1, and its superpotential and corresponding soft breaking terms given by [87]

$$\begin{aligned}
W &= \left[Y_u \hat{q} \cdot \hat{H}_u \hat{u} + Y_d \hat{H}_d \cdot \hat{q} \hat{d} + Y_e \hat{H}_d \cdot \hat{l} \hat{e} + \lambda \hat{s} \hat{H}_u \cdot \hat{H}_d + \frac{1}{3} \kappa \hat{s}^3 \right] \\
&\quad + \left[\frac{1}{2} \mu_\nu \hat{\nu} \hat{\nu} + \frac{1}{2} \mu_X \hat{X} \hat{X} + \lambda_N \hat{s} \hat{\nu} \hat{X} + Y_\nu \hat{l} \cdot \hat{H}_u \hat{\nu} \right], \tag{2.1} \\
L^{soft} &= - \left[\frac{1}{2} \left(m_1 \lambda_B^2 + m_2 \lambda_W^2 + m_3 \lambda_g^2 + \text{h.c.} \right) + m_{H_d}^2 |H_d|^2 + m_{H_u}^2 |H_u|^2 + m_S^2 |S|^2 \right. \\
&\quad + m_{\tilde{q}}^2 (\tilde{u}_L^* \tilde{u}_L + \tilde{d}_L^* \tilde{d}_L) + m_{\tilde{u}_R}^2 \tilde{u}_R^* \tilde{u}_R + m_{\tilde{d}_R}^2 \tilde{d}_R^* \tilde{d}_R + m_{\tilde{l}}^2 (\tilde{e}_L^* \tilde{e}_L + \tilde{\nu}_L \tilde{\nu}_L^*) + m_{\tilde{e}_R}^2 \tilde{e}_R^* \tilde{e}_R \\
&\quad \left. + (\lambda A_\lambda S H_u \cdot H_d + \frac{\kappa}{3} A_\kappa S^3 + Y_u A_u \tilde{u}_R^* \tilde{q} \cdot H_u + Y_d A_d \tilde{d}_R^* H_d \cdot \tilde{q} + Y_e A_e \tilde{e}_R^* H_d \cdot \tilde{l} + \text{h.c.}) \right] \\
&\quad - \left[m_\nu^2 \tilde{\nu}_R \tilde{\nu}_R^* + m_x^2 \tilde{x} \tilde{x}^* + \left(\frac{B_{\mu_\nu}}{2} \tilde{\nu}_R^* \tilde{\nu}_R^* + \frac{B_{\mu_X}}{2} \tilde{x} \tilde{x} + \lambda_N A_{\lambda_N} S \tilde{\nu}_R^* \tilde{x} + Y_\nu A_\nu \tilde{\nu}_R^* \tilde{l} H_u + \text{h.c.} \right) \right].
\end{aligned}$$

In above formulae, the coefficients λ and κ parameterize the interactions among the Higgs fields, Y_f ($f = u, d, e, \nu$) and λ_N are Yukawa couplings for quarks and leptons, m_i ($i = u, d, \dots$) denote soft breaking masses, and A_i are soft breaking coefficients for trilinear terms.

About the Lagrangian in Eq.(2.1), five points should be noted. First, the terms in the first bracket of the superpotential W correspond to that of the NMSSM with Z_3 symmetry [27], and those in the second bracket are for the newly added neutrino superfields. The expression of L^{soft} has same structure. Second, we have neglected flavor indices in writing down the expressions for the sake of simplicity. So all the parameters except for those in the Higgs and gaugino sectors are actually 3×3 (diagonal or non-diagonal) matrices in flavor space. Third, among the parameters in the superpotential only μ_ν and μ_X are dimensional. These coefficients parameterize the effect of LNV, which may arise from the integration of heavy particles in an ultraviolet high energy theory with LNV interactions (see for example [86, 88] and also discussions in [87]), so the magnitude of their elements should be suppressed. Similarly, the coefficients B_{μ_ν} and B_{μ_X} tend to be small. Fourth, the fields $H_{u,d}^0$ and S acquire their vevs after electroweak symmetry breaking, i.e. $\langle H_u^0 \rangle = v_u/\sqrt{2}$, $\langle H_d^0 \rangle = v_d/\sqrt{2}$ and $\langle S \rangle = v_s/\sqrt{2}$. These vevs are related with the soft breaking squared masses $m_{H_u}^2$, $m_{H_d}^2$ and m_S^2 by the minimization conditions of the Higgs potential [27], and in practice one may use m_Z , $\tan \beta \equiv v_u/v_d$ and $\mu = \frac{\lambda}{\sqrt{2}} v_s$ instead of the squared masses as input parameters of the ISS-NMSSM. Finally, we emphasize that the last two terms in the W can induce three/four scalar interactions involving sneutrinos and Higgs bosons, and their corresponding soft breaking terms induce only three scalar interactions. These interactions, as we mentioned before, play an important role in DM physics. We also emphasize that the Yukawa coupling Y_ν can introduce extra interactions for the superfields \hat{l} and \hat{H}_u , and consequently the signature of left-handed sleptons and higgsinos at the LHC may be altered greatly.

Obviously the Higgs sector of the ISS-NMSSM is same as that of the NMSSM. In this work, we adopt the convention of the NMSSM that h_i with $i = 1, 2, 3$ (A_j with $j = 1, 2$)

denote mass eigenstates of CP-even Higgs bosons (CP-odd Higgs bosons) with their mass satisfying $m_{h_1} < m_{h_2} < m_{h_3}$ ($m_{A_1} < m_{A_2}$). Since this sector has been introduced in detail in [27], we in the following only consider the neutrino and sneutrino sectors. As we will show below, the singlet Higgs fields can play an important role in these sections.

2.2 Neutrino Sector

In the ISS-NMSSM, the neutrino Yukawa interactions take the following form

$$\mathcal{L}_\nu = \nu_R^* Y_\nu H_u^0 \nu_L + \nu_R^* \lambda_N S x + \frac{1}{2} \nu_R^* \mu_\nu \nu_R^* + \frac{1}{2} x \mu_X x + \text{h.c.}, \quad (2.2)$$

and they generate the neutrino masses after the electroweak symmetry breaking. In the interaction basis (ν_L, ν_R^*, x) , the 9×9 neutrino mass matrix reads

$$M_{\text{ISS}} = \begin{pmatrix} 0 & M_D^T & 0 \\ M_D & \mu_\nu & M_R \\ 0 & M_R^T & \mu_X \end{pmatrix}, \quad (2.3)$$

with the 3×3 Dirac mass matrices given by $M_D = \frac{v_u}{\sqrt{2}} Y_\nu$ and $M_R = \frac{v_s}{\sqrt{2}} \lambda_N$. Since this mass matrix is complex and symmetric, it can be diagonalized by a 9×9 unitary matrix U_ν according to

$$U_\nu^* M_{\text{ISS}} U_\nu^\dagger = \text{diag}(m_i, m_{H_j}), \quad (i = 1, 2, 3; j = 1, 2, \dots, 6). \quad (2.4)$$

This gives three light neutrino mass eigenstates and six heavy neutrino mass eigenstates, which are related with the interaction state ν by $\nu_m = U_\nu \nu$. Without loss of generality, the matrix U_ν^\dagger can be decomposed into the blocks

$$\left(U_\nu^\dagger \right)_{9 \times 9} = \begin{pmatrix} U_{3 \times 3} & X_{3 \times 6} \\ Y_{6 \times 3} & Z_{6 \times 6} \end{pmatrix}, \quad (2.5)$$

where the 3×3 matrix U is responsible for the oscillations of active neutrinos, and the value of its elements can be extracted from relevant experimental data.

With the definition $\|M\| \equiv \sqrt{\text{Tr}(M^\dagger M)}$ for an arbitrary matrix M and in the limit $\|\mu_X\|, \|\mu_\nu\| \ll \|M_D\| \ll \|M_R\|$, one can extract the mass matrix of the light active neutrinos from the expression in Eq.(2.3), which is given by

$$M_\nu = \left[M_D^T M_R^{T-1} \right] \mu_X \left[(M_R^{-1}) M_D \right] + \mathcal{O}(\mu_{X,\nu}^2) \equiv F \mu_X F^T + \mathcal{O}(\mu_{X,\nu}^2). \quad (2.6)$$

In above formula, $F = M_D^T M_R^{T-1}$ and the magnitude of its elements is of the order $\|M_D\|/\|M_R\|$. So in inverse seesaw mechanism, the smallness of the active neutrino masses is not only due to the small elements of the lepton-number violating matrix μ_X , but also due to the suppression factor $\|M_D\|^2/\|M_R\|^2$. For $\|\mu_X\| \sim \mathcal{O}(\text{KeV})$, one can easily get $\|M_R\| \sim \mathcal{O}(\text{TeV})$ for comparatively large Dirac Yukawa couplings, $\|Y_\nu\| \sim \mathcal{O}(0.1)$. This usually leads to observable lepton flavor violation (LFV) signals as discussed in literatures [45, 47, 48, 50, 58, 60, 62, 92]. Note that although both $\|\mu_X\|$ and $\|\mu_\nu\|$ are naturally small,

μ_X controls the size of the light neutrino masses, while μ_ν is irrelevant. In view of this, for the sake of simplicity we set the matrix μ_ν (and also its soft breaking parameter B_{μ_ν}) to be zero and do not discuss its effect any more. Also note that the mass scale of the heavy neutrinos is determined by the magnitude of $\|M_R\|$.

The symmetric effective light neutrino mass matrix M_ν can be diagonalized by the unitary Pontecorvo-Maki-Nakagawa-Sakata (PMNS) matrix

$$U_{\text{PMNS}}^T M_\nu U_{\text{PMNS}} = \text{diag}(m_{\nu_1}, m_{\nu_2}, m_{\nu_3}), \quad (2.7)$$

where m_{ν_1} , m_{ν_2} and m_{ν_3} are the masses of the three lightest neutrinos. Generally speaking, due to the mixings among the states (ν_L, ν_R^*, x) , the matrix U in Eq.(2.5) does not coincide with U_{PMNS} , instead in the limit $\|\mu_X\| \ll \|M_D\| \ll \|M_R\|$, they are related by

$$U \simeq \left(\mathbf{1} - \frac{1}{2} F F^\dagger \right) U_{\text{PMNS}} \equiv (\mathbf{1} - \eta) U_{\text{PMNS}}. \quad (2.8)$$

In this sense, $\eta = \frac{1}{2} F F^\dagger$ is a measure of the non-unitarity of the matrix U , which is obtained from neutrino experiments. On the other hand, since current experiments have tightly limited the violation of the unitarity [93], one can assume $U_{\text{PMNS}} \simeq U$ and use the data of neutrino experiments to limit the parameters in M_ν . So far two parameterizations schemes are adopted in literature (see for example [94]) in doing this. One is to express the Yukawa coupling matrix Y_ν in terms of U_{PMNS} by using a modified Casas-Ibarra parameterization [96], which is given by

$$m_D = V^\dagger \text{diag}(\sqrt{M_1}, \sqrt{M_2}, \sqrt{M_3}) R \text{diag}(\sqrt{m_{\nu_1}}, \sqrt{m_{\nu_2}}, \sqrt{m_{\nu_3}}) U_{\text{PMNS}}^\dagger. \quad (2.9)$$

Here V is a unitary matrix that diagonalizes $M = M_R \mu_X^{-1} M_R^T$ by

$$M = V^\dagger \text{diag}(M_1, M_2, M_3) V^*, \quad (2.10)$$

and R is a complex orthogonal matrix given by

$$R = \begin{pmatrix} c_2 c_3 & -c_1 s_3 - s_1 s_2 c_3 & s_1 s_3 - c_1 s_2 c_3 \\ c_2 s_3 & c_1 c_3 - s_1 s_2 s_3 & -s_1 c_3 - c_1 s_2 s_3 \\ s_2 & s_1 c_2 & c_1 c_2 \end{pmatrix}, \quad (2.11)$$

where $c_i \equiv \cos \theta_i$, $s_i \equiv \sin \theta_i$ and θ_1 , θ_2 , and θ_3 are arbitrary angles. In this scheme, the neutrino Yukawa coupling Y_ν is usually flavor non-diagonal. The other scheme utilizes the fact that once the matrix Y_ν and M_R are given, μ_X alone can be responsible for neutrino experimental data. In this case, μ_X is given by [94, 95]

$$\mu_X = M_R^T m_D^{T-1} U_{\text{PMNS}}^* \text{diag}(m_{\nu_1}, m_{\nu_2}, m_{\nu_3}) U_{\text{PMNS}}^\dagger m_D^{-1} M_R. \quad (2.12)$$

Note that for this scheme, one may set Y_ν and λ_N to be flavor diagonal, and this choice can simplify greatly our study on the properties of sneutrino DM (see following discussion about sneutrino mass matrix).

2.3 Sneutrino Dark Matter

In the ISS-NMSSM, the lightest sneutrino $\tilde{\nu}_1$ may be a better DM candidate than the customary lightest neutralino after considering the negative result in recent DM DD experiments, which is the main standpoint of this work. In the following, we will present in detail the features of $\tilde{\nu}_1$, including its mass, its annihilation channels as well as its scattering with nucleon.

2.3.1 Sneutrino mass matrices

After decomposing sneutrino fields into CP-even and CP-odd parts

$$\tilde{\nu}_{L,i} = \frac{1}{\sqrt{2}}(\phi_i + i\sigma_i), \quad \tilde{\nu}_{R,i} = \frac{1}{\sqrt{2}}(\phi_{3+i} + i\sigma_{3+i}), \quad \tilde{x}_i = \frac{1}{\sqrt{2}}(\phi_{6+i} + i\sigma_{6+i}), \quad (2.13)$$

with $i = 1, 2, 3$ representing flavor index, one can write down the mass matrix for the CP-odd sneutrinos in the basis σ_j ($j = 1, \dots, 9$) as follows

$$m_{\tilde{\nu}_I}^2 = \begin{pmatrix} m_{11} & m_{12} & m_{13} \\ m_{12}^T & m_{22} & m_{23} \\ m_{13}^T & m_{23}^T & m_{33} \end{pmatrix}, \quad (2.14)$$

where

$$\begin{aligned} m_{11} &= \frac{1}{4} \left[2v_u^2 \Re(Y_\nu^T Y_\nu^*) + 4\Re(m_l^2) \right] + \frac{1}{8} (g_1^2 + g_2^2) (-v_u^2 + v_d^2) \mathbf{1}, \\ m_{12} &= -\frac{1}{2} v_d v_s \Re(\lambda Y_\nu^*) + \frac{1}{\sqrt{2}} v_u \Re(Y_\nu A_\nu), \\ m_{13} &= \frac{1}{2} v_s v_u \Re(Y_\nu^T \lambda_N^*), \\ m_{22} &= \frac{1}{4} \left[2v_s^2 \Re(\lambda_N \lambda_N^\dagger) + 2v_u^2 \Re(Y_\nu Y_\nu^\dagger) + 4\Re(m_\nu^2) \right], \\ m_{23} &= \frac{1}{8} \left\{ -2v_d v_u \lambda^* \lambda_N^T + 2 \left[(-v_d v_u \lambda + v_s^2 \kappa) \lambda_N^\dagger + v_s^2 \kappa^* \lambda_N^T \right] \right. \\ &\quad \left. + \sqrt{2} v_s \left[-4\Re(\mu_X \lambda_N^\dagger) + 4\Re(A_{\lambda_N}^T \lambda_N^T) \right] \right\}, \\ m_{33} &= \frac{1}{8} \left(4v_s^2 \Re(\lambda_N^T \lambda_N^*) - 8\Re(B_{\mu_X}) + 8\Re(\mu_X \mu_X^*) + 8\Re(m_x^2) \right), \end{aligned} \quad (2.15)$$

and all the m_{ij} are 3×3 matrices in flavor space. From the expression of $m_{\tilde{\nu}_I}^2$, one can get following conclusions

- In the case of no flavor mixing in the matrix m_{ij} , which can be obtained by neglecting the small flavor non-diagonal matrix μ_X presented in Eq.(2.12) (and also the coefficient of the bilinear term B_{μ_X}) and is the situation considered in this work, one can rearrange the basis σ_j by the order $(\sigma_1, \sigma_4, \sigma_7, \sigma_2, \sigma_5, \sigma_8, \sigma_3, \sigma_6, \sigma_9)$ so that $m_{\tilde{\nu}_I}^2$ is flavor diagonal. In this case, there are only the mixings between $(\tilde{\nu}_L, \tilde{\nu}_R, \tilde{x})$ for same generation sneutrinos. If the lightest sneutrino comes from a certain generation, e.g. the third generation, and at same time it is significantly lighter than the other generation sneutrinos, one only needs to consider the mass matrix for this generation

sneutrinos in discussing the properties of the DM ². This will greatly simplify our analysis. In the following, we only consider one generation of sneutrinos in studying the property of $\tilde{\nu}_1$.

- Among the parameters in sneutrino sector, Y_ν , A_ν , λ_N and A_{λ_N} affect not only the interactions of the sneutrinos, but also the mass spectrum of the sneutrinos. By contrast, the soft breaking masses m_ν^2 and m_x^2 and the small bilinear coefficient B_{μ_ν} only affect the spectrum. Considering that the former four parameters are tightly limited by various experiments (see below), one can conclude that the spectrum is mainly determined by the soft breaking masses for heavy sneutrino case; on the other hand, since v_s is usually much larger than v_u , the spectrum is more sensitive to λ_N and A_{λ_N} than to the other parameters for the case of light sneutrinos, $m_{\tilde{\nu}_i} \sim v_u$.
- The mixing of $\tilde{\nu}_L$ with the other fields is determined by the parameters Y_ν and A_ν . In the limit $Y_\nu = 0$, m_{12} and m_{13} vanish, and consequently $\tilde{\nu}_L$ does not mix with $\tilde{\nu}_R$ and \tilde{x} any more. Furthermore, if the first term in m_{22} is far dominant over the rest terms in m_{22} and so is m_{33} , $m_{22} \simeq m_{33}$ and this results in a maximal mixing between $\tilde{\nu}_R$ and \tilde{x} . In this case, $\tilde{\nu}_1$ is approximated by $\tilde{\nu}_1 \simeq 1/\sqrt{2}[Im(\tilde{\nu}_R) - Sgn(m_{23})Im(\tilde{x})]$. This situation is frequently encountered in our results.

In a similar way one may discuss the mass spectrum of the CP-even sneutrinos. We find that their mass matrix $m_{\tilde{\nu}_R}^2$ is related with $m_{\tilde{\nu}_I}^2$ by $m_{\tilde{\nu}_R}^2 = m_{\tilde{\nu}_I}^2|_{\mu_X \rightarrow -\mu_X, B_{\mu_X} \rightarrow -B_{\mu_X}}$. Since the Majorana mass μ_X and the bilinear coefficient B_{μ_X} reflect the effect of LNV, they should be suppressed greatly. In the limit $\mu_X = 0$ and $B_{\mu_X} = 0$, any CP-even sneutrino particle must be accompanied with a mass-degenerate CP-odd sneutrino. In this case, one may say that the sneutrino as an mass eigenstate corresponds to a complex field, and it has its anti-particle [54]. If alternatively B_{μ_X} takes a moderately small value and consequently the mass splitting between the CP-even sneutrino particle and its corresponding CP-odd particle is at eV order, one may call such a sneutrino pseudo-complex particle. This case has interesting implication in DM physics [59, 88].

In this work, we only consider the case that B_{μ_X} is moderately large, $B_{\mu_X} = 20\text{GeV}^2$, so that the CP-odd state is lighter than its corresponding CP-even state by $\sim 0.1\text{GeV}$, and sneutrinos as mass eigenstates have definite CP number. We note that the lightest CP-even sneutrino $\tilde{\nu}_1^R$ can decay into $\tilde{\nu}_1\gamma$ with a width around the order of 10^{-8}GeV , and it usually coannihilated in early Universe with $\tilde{\nu}_1$ to get the right DM relic density. We numerically checked by the code micrOMEGAs [97–99] that the observables such as the relic density and DM-nucleon scattering rate discussed in this work are insensitive to the choice of B_{μ_X} .

²We checked that for the case of mass-degenerate sneutrino DM with different flavors, the relic density will be increased in comparison with the non-degenerate case. This effect, however, can be compensated for by the reduced couplings in DM annihilation.

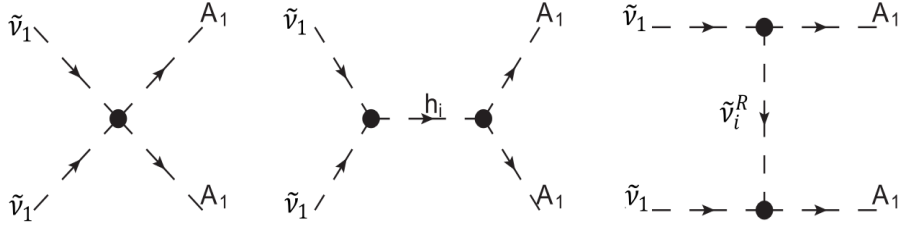


Figure 1. Feynman diagrams for the annihilation $\tilde{\nu}_1 \tilde{\nu}_1 \rightarrow A_1 A_1$. Note that there exist both t and u channel contribution to the annihilation in the right diagram.

2.3.2 Relic density of sneutrino DM

In the cosmological standard model, the abundance of a thermal DM $Y(T)$ is defined as the number density divided by entropy density $s(T)$, and its Boltzmann equation is [100]

$$\frac{dY}{dT} = \sqrt{\frac{\pi g_*(T)}{45}} M_p - \langle \sigma v \rangle (Y^2 - Y_{eq}^2), \quad (2.16)$$

where g_* is an effective number of degrees of freedom (dof) derived from thermodynamics describing state of the Universe, M_p is Plank mass, Y_{eq} is thermal equilibrium abundance, and $\langle \sigma v \rangle$ is the relativistic thermally averaged annihilation cross section with v denoting the relative velocity between the annihilating particles. With the aid of present day abundance $Y(T_0)$, the DM density today can be written as [100]

$$\Omega h^2 = \frac{8\pi}{3} m_{DM} \frac{s(T_0) Y(T_0)}{M_p^2 (100 \text{ (km/s/Mpc)})^2} = 2.742 \times 10^8 \times \frac{m_{DM}}{\text{GeV}} \times Y(T_0), \quad (2.17)$$

where $s(T_0)$ is the entropy density at present time and h is the normalized Hubble constant. These formulae indicate that in order to get the right relic density, one has to solve the evolution equation of $Y(T)$, which is usually a complicated work and has to be done numerically.

As far as the ISS-NMSSM is concerned, its influence on the relic density of $\tilde{\nu}_1$ enters through the cross section $\langle \sigma v \rangle$, which includes all annihilation and coannihilation channels predicted by the model, and is given by [100]

$$\langle \sigma v \rangle = \frac{\sum_{i,j} g_i g_j \int_{(m_i+m_j)^2} ds \sqrt{s} K_1\left(\frac{\sqrt{s}}{T}\right) p_{ij}^2 \sum_{k,l} \sigma_{ij;kl}(s)}{2T \left(\sum_i g_i m_i^2 K_2(m_i/T) \right)^2}, \quad (2.18)$$

where g_i is the number of dof, $\sigma_{ij;kl}$ is the cross section for the annihilation of a pair of supersymmetric particles with masses m_i , m_j into SM particles k and l , p_{ij} is the momentum of incoming particles in their center of mass frame with total energy \sqrt{s} , and K_1 and K_2 are modified Bessel functions. In practice, the potentially important contributions to $\langle \sigma v \rangle$ include following annihilation channels

- (1) $\tilde{\nu}_1 \tilde{\nu}_1 \rightarrow ss$ with s denoting either a CP-even or CP-odd singlet dominant Higgs boson. This annihilation proceeds via a four-point scalar coupling, s-channel mediation of a

Higgs boson and t/u - exchange of a sneutrino, which are depicted in Fig.1 for the case that s is the lightest CP-odd Higgs A_1 .

- (2) $\tilde{\nu}_1 \tilde{\nu}_1 \rightarrow \eta \eta^*$ with η denoting a SM particle or any of the heavy neutrinos. This annihilation is mediated by any of the CP-even Higgs bosons, and since the involved interactions are usually weak in getting the right relic density, one of the bosons must be at resonance.
- (3) $\tilde{\nu}_1^R \tilde{\nu}_1^R \rightarrow ss, \eta \eta^*$ and $\tilde{\nu}_1 \tilde{\nu}_1^R \rightarrow A^{(*)} \rightarrow \eta \eta^*$ which are similar to the channels (1) and (2). Note that $\tilde{\nu}_1^R$ plays an important role in determining the relic density since $\tilde{\nu}_1^R$ is always nearly degenerate with $\tilde{\nu}_1$ in mass.
- (4) $\tilde{\chi}_i^0 \tilde{\chi}_j^0, \tilde{\chi}_i^0 \tilde{\chi}_1^\pm, \tilde{\chi}_1^\pm \tilde{\chi}_1^\mp \rightarrow \eta_i \eta_j^*$ with $\tilde{\chi}$ denoting a higgsino-like or wino-like electroweakino. These annihilations are called coannihilation in literature [41, 42], and to make the effect significant, the mass splitting between $\tilde{\chi}$ and $\tilde{\nu}_1$ should be less than about 10%.

In the following, we consider for illustration purpose the cross section of the annihilation channel shown in Fig.1 with collision energy \sqrt{s} , which is given by

$$\begin{aligned} \sigma v|_{\sqrt{s}} &= \frac{\sqrt{1 - m_{A_1}^2/s}}{16\pi s} \left\{ \left| C_{\tilde{\nu}_1 \tilde{\nu}_1 A_1 A_1} - \sum_i \frac{C_{\tilde{\nu}_1 \tilde{\nu}_1 h_i} C_{h_i A_1 A_1}}{s - m_{h_i}^2} \right|^2 \right. \\ &\quad + 2C_{\tilde{\nu}_1 \tilde{\nu}_1 A_1 A_1} \sum_i \frac{C_{\tilde{\nu}_1 \tilde{\nu}_1^R A_1}^2}{c} \ln \frac{a_i + c}{a_i - c} - 2 \sum_{i,j} \frac{C_{\tilde{\nu}_1 \tilde{\nu}_1 h_i} C_{h_i A_1 A_1}}{s - m_{h_i}^2} \frac{C_{\tilde{\nu}_1 \tilde{\nu}_j^R A_1}^2}{c} \ln \frac{a_j + c}{a_j - c} \\ &\quad \left. + 2 \sum_{i,j} \frac{C_{\tilde{\nu}_1 \tilde{\nu}_i^R A_1}^2 C_{\tilde{\nu}_1 \tilde{\nu}_j^R A_1}^2}{c(a_i - a_j)} \ln \frac{(a_i - c)(a_j + c)}{(a_i + c)(a_j - c)} \right\} \\ &\simeq a + bv^2, \end{aligned} \quad (2.19)$$

$$a = \frac{\sqrt{1 - m_{A_1}^2/m_{\tilde{\nu}_1}^2}}{64\pi m_{\tilde{\nu}_1}^2} \left| C_{\tilde{\nu}_1 \tilde{\nu}_1 A_1 A_1} - \sum_i \frac{C_{\tilde{\nu}_1 \tilde{\nu}_1 h_i} C_{h_i A_1 A_1}}{4m_{\tilde{\nu}_1}^2 - m_{h_i}^2} + \sum_j \frac{2C_{\tilde{\nu}_1 \tilde{\nu}_j^R A_1}^2}{m_{\tilde{\nu}_1}^2 + m_{\tilde{\nu}_j^R}^2 - m_{A_1}^2} \right|^2 \quad (2.20)$$

$$\begin{aligned} b &= \left(-\frac{1}{4} + \frac{m_{A_1}^2}{8(m_{\tilde{\nu}_1}^2 - m_{A_1}^2)} \right) \times a - \frac{\sqrt{1 - m_{A_1}^2/m_{\tilde{\nu}_1}^2}}{64\pi m_{\tilde{\nu}_1}^2} \times \\ &\quad \left\{ \sum_{i,j} \frac{C_{\tilde{\nu}_1 \tilde{\nu}_1 h_i} C_{h_i A_1 A_1} C_{\tilde{\nu}_1 \tilde{\nu}_1 h_j} C_{h_j A_1 A_1}}{(4m_{\tilde{\nu}_1}^2 - m_{h_i}^2)(4m_{\tilde{\nu}_1}^2 - m_{h_j}^2)} \left(\frac{m_{\tilde{\nu}_1}^2}{4m_{\tilde{\nu}_1}^2 - m_{h_i}^2} + i \leftrightarrow j \right) \right. \\ &\quad - \sum_{i,j} \frac{2C_{\tilde{\nu}_1 \tilde{\nu}_1 h_i} C_{h_i A_1 A_1} C_{\tilde{\nu}_1 \tilde{\nu}_j^R A_1}^2}{(4m_{\tilde{\nu}_1}^2 - m_{h_i}^2)(m_{\tilde{\nu}_1}^2 + m_{\tilde{\nu}_j^R}^2 - m_{A_1}^2)} \left(\frac{m_{\tilde{\nu}_1}^2}{4m_{\tilde{\nu}_1}^2 - m_{h_i}^2} + \frac{2m_{\tilde{\nu}_1}^2}{m_{\tilde{\nu}_1}^2 + m_{\tilde{\nu}_j^R}^2 - m_{A_1}^2} \right) \\ &\quad + \sum_{i,j} \frac{2C_{\tilde{\nu}_1 \tilde{\nu}_i^R A_1}^2 C_{\tilde{\nu}_1 \tilde{\nu}_j^R A_1}^2}{(m_{\tilde{\nu}_1}^2 + m_{\tilde{\nu}_i^R}^2 - m_{A_1}^2)(m_{\tilde{\nu}_1}^2 + m_{\tilde{\nu}_j^R}^2 - m_{A_1}^2)} \left(\frac{m_{\tilde{\nu}_1}^2}{(m_{\tilde{\nu}_1}^2 + m_{\tilde{\nu}_i^R}^2 - m_{A_1}^2)} + i \leftrightarrow j \right) \\ &\quad \left. - 2C_{\tilde{\nu}_1 \tilde{\nu}_1 A_1 A_1} \left(\sum_i \frac{C_{\tilde{\nu}_1 \tilde{\nu}_1 h_i} C_{h_i A_1 A_1} m_{\tilde{\nu}_1}^2}{(4m_{\tilde{\nu}_1}^2 - m_{h_i}^2)^2} - \sum_j \frac{C_{\tilde{\nu}_1 \tilde{\nu}_j^R A_1}^2 m_{\tilde{\nu}_1}^2}{(m_{\tilde{\nu}_1}^2 + m_{\tilde{\nu}_j^R}^2 - m_{A_1}^2)^2} \right) \right\}. \end{aligned} \quad (2.21)$$

In above formulae, $a_i = \frac{s}{2} + m_{\tilde{\nu}_i^R}^2 - m_{\tilde{\nu}_1}^2 - m_{A_1}^2$, $c = \frac{1}{2}\sqrt{(s - 4m_{\tilde{\nu}_1}^2)(s - 4m_{A_1}^2)}$, $C_{\tilde{\nu}_1\tilde{\nu}_1 A_1 A_1}$ denotes the coupling of two $\tilde{\nu}_1$ s with two A_1 s which is mainly determined by the parameter λ_N , and the other coefficients C_{XYZ} are the triple scalar couplings involving the particles X , Y and Z . In getting the approximation in Eq.(2.19), we use the relation $s = 16m_{\tilde{\nu}_1}^2/(4-v^2)$ with v denoting the relative velocity of the two $\tilde{\nu}_1$ s, and assume following conditions: (1) $v \sim \mathcal{O}(0.1)$, which means that the collision is nonrelativistic; (2) $\tilde{\nu}_1$ is much heavier than m_{A_1} ; (3) $m_{\tilde{\nu}_1}/|2m_{\tilde{\nu}_1} - m_{h_i}|$ is at most a $\mathcal{O}(1)$ quantity, which excludes the possibility that the mediating Higgs boson is resonant. With these conditions, the coefficient b is usually smaller than the coefficient a .

The thermal averaged cross section of the annihilation at freeze-out temperature T_f and that at present time are then given by [42]

$$\langle\sigma v\rangle_{T_f} \simeq a + 6b\frac{T_f}{m_{\tilde{\nu}_1}} \simeq a + \frac{6}{25}b \simeq a, \quad \langle\sigma v\rangle_0 \simeq a. \quad (2.22)$$

This implies that, if the annihilation $\tilde{\nu}_1\tilde{\nu}_1 \rightarrow A_1A_1$ is fully responsible for current relic density so that $\langle\sigma v\rangle_{T_f} \sim 3 \times 10^{-26} \text{cm}^3 \text{s}^{-1}$, $\langle\sigma v\rangle_0 \simeq \langle\sigma v\rangle_{T_f} \sim 10^{-26} \text{cm}^3 \text{s}^{-1}$. Obviously, such a large $\langle\sigma v\rangle_0$ is tightly limited by the Fermi-LAT search for DM annihilation from dwarf spheroidal galaxy (dSph). In order to avoid the constraint, one may consider following cases as pointed out by the classical paper [42]

- Coannihilation, or more general mixed annihilations. In this case, the annihilation $\tilde{\nu}_1\tilde{\nu}_1 \rightarrow A_1A_1$ plays a minor role in contributing to the relic density, and consequently $\langle\sigma v\rangle_0$ can be lowered significantly.
- $\tilde{\nu}_1$ is slightly lighter than A_1 , which is called forbidden annihilation in [42]. In this case, since the freeze-out occurs at a temperature $T_f \simeq m_{\tilde{\nu}_1}/25$, and also since the velocity of $\tilde{\nu}_1$ is Boltzmann distributed with the temperature, the annihilation may proceed in early Universe, but can not occur at present time. So $\langle\sigma v\rangle_0$ is suppressed greatly.
- Resonant annihilation mediated by h_i as the main contribution to the relic density. In this case, $\langle\sigma v\rangle_0$ can be significantly lower than $\langle\sigma v\rangle_{T_f}$ if $2m_{\tilde{\nu}_1} < m_{h_i}$ [42, 101].

As we will show below, these cases are frequently encountered in our scan over the parameter space of the ISS-NMSSM to escape the constraints from the dSph.

Throughout this work, we use the package micrOMEGAs [97–99] to evaluate observables in DM physics, including the relic density, photon spectrum from DM annihilation in the dSph which is used for DM indirect detections, and also the cross sections for DM-nucleon scattering. The package solves the equation for the abundance in Eq.(2.16) numerically without any approximation. In addition, it also estimates the relative contribution of each individual annihilation or coannihilation channel to the relic density at the freeze-out temperature.

2.3.3 Direct detection

Since the DM $\tilde{\nu}_1$ in the ISS-NMSSM is a scalar with certain lepton and CP numbers, its interaction with nucleon N ($N = p, n$) is mediated only by CP-even Higgs bosons to result in the effective operator $\mathcal{L}_{\tilde{\nu}_1 N} = f_N \tilde{\nu}_1 \tilde{\nu}_1 \bar{\psi}_N \psi_N$, where the coefficient f_N is [102]

$$f_N = m_N \sum_{i=1}^3 \frac{C_{\tilde{\nu}_1 \tilde{\nu}_1 h_i} C_{h_i N N}}{m_{h_i}^2} = m_N \sum_{i=1}^3 \frac{C_{\tilde{\nu}_1 \tilde{\nu}_1 h_i}}{m_{h_i}^2} \frac{(-g)}{2m_W} \left(\frac{S_{i2}}{\sin \beta} F_u^{(N)} + \frac{S_{i1}}{\cos \beta} F_d^{(N)} \right).$$

In this formula, $C_{h_i N N}$ is the Yukawa coupling of the Higgs boson h_i with nucleon N , S_{ij} is the (i, j) element of the matrix S which is used to diagonalize the CP-even Higgs mass matrix in the basis (H_d, H_u, s) , $F_u^{(N)} = f_u^{(N)} + \frac{4}{27} f_G^{(N)}$ and $F_d^{(N)} = f_d^{(N)} + f_s^{(N)} + \frac{2}{27} f_G^{(N)}$ are nucleon form factors with $f_q^{(N)} = m_N^{-1} \langle N | m_q q \bar{q} | N \rangle$ (for $q = u, d, s$) and $f_G^{(N)} = 1 - \sum_{q=u,d,s} f_q^{(N)}$. This operator indicates that the spin-dependent cross section for $\tilde{\nu}_1$ scattering with proton vanishes, whereas the SI cross section is given by [102]

$$\sigma_{\tilde{\nu}_1-p}^{\text{SI}} = \frac{\mu_{\text{red}}^2}{4\pi m_{\tilde{\nu}_1}^2} f_p^2 = \frac{4F_u^{(p)2} \mu_{\text{red}}^2 m_p^2}{\pi} \left\{ \sum_i (a_{ui} + a_{di} F_d^{(p)} / F_u^{(p)}) \right\}^2, \quad (2.23)$$

where $\mu_{\text{red}} = m_p / (1 + m_p^2 / m_{\tilde{\nu}_1}^2)$ is the reduced mass of proton with $m_{\tilde{\nu}_1}$, and the quantities a_{ui} and a_{di} are defined by

$$a_{ui} = -\frac{g}{8m_W} \frac{C_{\tilde{\nu}_1 \tilde{\nu}_1 h_i}}{m_{h_i}^2 m_{\tilde{\nu}_1}} \frac{S_{i2}}{\sin \beta}, \quad a_{di} = -\frac{g}{8m_W} \frac{C_{\tilde{\nu}_1 \tilde{\nu}_1 h_i}}{m_{h_i}^2 m_{\tilde{\nu}_1}} \frac{S_{i1}}{\cos \beta}, \quad (2.24)$$

to facilitate our analysis. By contrast, we note that a_{ui} and a_{di} in the MSSM with the lightest neutralino $\tilde{\chi}_1^0$ acting as DM candidate take following form [85]

$$a_{ui} = -\frac{g}{4m_W} \frac{C_{\tilde{\chi}_1^0 \tilde{\chi}_1^0 h_i}}{m_{h_i}^2} \frac{S_{i2}}{\sin \beta}, \quad a_{di} = -\frac{g}{4m_W} \frac{C_{\tilde{\chi}_1^0 \tilde{\chi}_1^0 h_i}}{m_{h_i}^2} \frac{S_{i1}}{\cos \beta}, \quad (2.25)$$

where $C_{\tilde{\chi}_1^0 \tilde{\chi}_1^0 h_i} = g_1 N_{11} (S_{i1} N_{13} - S_{i2} N_{14})$ is the coupling coefficient of the $\tilde{\chi}_1^0 \tilde{\chi}_1^0 h_i$ interaction with N denoting the rotation matrix to diagonalize neutralino mass matrix in the MSSM. This implies that

$$\frac{a_{qi}^{\text{ISS-NMSSM}}}{a_{qi}^{\text{MSSM}}} = \frac{1}{2} \frac{C_{\tilde{\nu}_1 \tilde{\nu}_1 h_i}}{C_{\tilde{\chi}_1^0 \tilde{\chi}_1^0 h_i} m_{\tilde{\nu}_1}}. \quad (2.26)$$

We will return to this issue later.

In our numerical calculation of $\sigma_{\tilde{\nu}_1-p}^{\text{SI}}$, we use the default setting of the package micrOMEGAs [97–99] for the nucleon form factors, $\sigma_{\pi N} = 34\text{MeV}$ and $\sigma_0 = 42\text{MeV}$, and obtain $F_u^{(p)} \simeq 0.15$ and $F_d^{(p)} \simeq 0.14$ ³. In this case, Eq.(2.23) can be approximated by

$$\begin{aligned} \sigma_{\tilde{\nu}_1-p}^{\text{SI}} &\simeq \frac{4F_u^{(p)2} \mu_{\text{red}}^2 m_p^2}{\pi} \left\{ \frac{g}{8m_W} \sum_i \left[\frac{C_{\tilde{\nu}_1 \tilde{\nu}_1 h_i}}{m_{h_i}^2 m_{\tilde{\nu}_1}} \left(\frac{S_{i2}}{\sin \beta} + \frac{S_{i1}}{\cos \beta} \right) \right] \right\}^2 \\ &= \frac{g^2 F_u^{(p)2} \mu_{\text{red}}^2 m_p^2}{16\pi m_W^2} \left\{ \sum_i \left[\frac{(S_{i1} C_{\tilde{\nu}_1 \tilde{\nu}_1 H_d} + S_{i2} C_{\tilde{\nu}_1 \tilde{\nu}_1 H_u} + S_{i3} C_{\tilde{\nu}_1 \tilde{\nu}_1 s})}{m_{h_i}^2 m_{\tilde{\nu}_1}} \left(\frac{S_{i2}}{\sin \beta} + \frac{S_{i1}}{\cos \beta} \right) \right] \right\}^2, \end{aligned} \quad (2.27)$$

³We remind that different choices of $\sigma_{\pi N}$ and σ_0 can induce an uncertainty of $\mathcal{O}(10\%)$ on $F_u^{(p)}$ and $F_d^{(p)}$. For example, if we take $\sigma_{\pi N} = 59\text{MeV}$ and $\sigma_0 = 57\text{MeV}$, which are determined from [103] and [104] respectively, we obtain $F_u^{(p)} \simeq 0.16$ and $F_d^{(p)} \simeq 0.13$.

where $C_{\tilde{\nu}_1 \tilde{\nu}_1 S}$ ($S = H_d, H_u, s$) denotes the coupling of $\tilde{\nu}_1$ with the scalar field S , and for one generation sneutrino case it is given by

$$\begin{aligned}
C_{\tilde{\nu}_1 \tilde{\nu}_1 H_d} &= \lambda Y_\nu v_s Z_{11} Z_{12} + \lambda \lambda_N v_u Z_{12} Z_{13} - \frac{1}{4}(g_1^2 + g_2^2) v_d Z_{11} Z_{11}, \\
C_{\tilde{\nu}_1 \tilde{\nu}_1 H_u} &= \lambda \lambda_N v_d Z_{12} Z_{13} - \sqrt{2} T_\nu Z_{11} Z_{12} - Y_\nu^2 v_u Z_{11} Z_{11} - \lambda_N Y_\nu v_s Z_{11} Z_{13} \\
&\quad - Y_\nu^2 v_u Z_{12} Z_{12} + \frac{1}{4}(g_1^2 + g_2^2) v_u Z_{11} Z_{11}, \\
C_{\tilde{\nu}_1 \tilde{\nu}_1 s} &= \lambda Y_\nu v_d Z_{11} Z_{12} - 2\kappa \lambda_N v_s Z_{12} Z_{13} - \sqrt{2} T_{\lambda_N} Z_{12} Z_{13} + \sqrt{2} \lambda_N \mu_X Z_{12} Z_{13} \\
&\quad - \lambda_N Y_\nu v_u Z_{11} Z_{13} - \lambda_N^2 v_s (Z_{12} Z_{12} + Z_{13} Z_{13}), \tag{2.28}
\end{aligned}$$

with $T_\nu \equiv Y_\nu A_\nu$, $T_{\lambda_N} \equiv \lambda_N A_{\lambda_N}$, Z denoting the rotation matrix to diagonalize the CP-odd sneutrino mass matrix and consequently $\tilde{\nu}_i = Z_{i1} \tilde{\nu}_L + Z_{i2} \tilde{\nu}_R + Z_{i3} \tilde{x}$.

In the following, we analyze the features of $\sigma_{\tilde{\nu}_1-p}^{\text{SI}}$. From Eq.(2.27), we learn that the dependence of $\sigma_{\tilde{\nu}_1-p}^{\text{SI}}$ on the parameters of the ISS-NMSSM comes from the expression in the bracket, which is quite complicated. To simplify the analysis, we assume that the left-handed sneutrino component in $\tilde{\nu}_1$ is suppressed greatly, e.g. $|Z_{11}| \lesssim 0.05$, and that

$$\tan \beta \gg 1, \quad Y_\nu, \kappa, \lambda, \lambda_N \sim \mathcal{O}(0.1), \quad v_s, A_\nu, A_{\lambda_N} \sim 1 \text{ TeV}.$$

Then the couplings $C_{\tilde{\nu}_1 \tilde{\nu}_1 S}$ can be approximated by

$$\begin{aligned}
C_{\tilde{\nu}_1 \tilde{\nu}_1 H_d} &\simeq \lambda \lambda_N v_u Z_{12} Z_{13}, \\
C_{\tilde{\nu}_1 \tilde{\nu}_1 H_u} &\simeq -\sqrt{2} T_\nu Z_{11} Z_{12} - Y_\nu^2 v_u Z_{12} Z_{12}, \\
C_{\tilde{\nu}_1 \tilde{\nu}_1 s} &\simeq -2\kappa \lambda_N v_s Z_{12} Z_{13} - \sqrt{2} T_{\lambda_N} Z_{12} Z_{13} - \lambda_N^2 v_s, \tag{2.29}
\end{aligned}$$

which indicate a hierarchical structure: $|C_{\tilde{\nu}_1 \tilde{\nu}_1 s}| \sim \mathcal{O}(100 \text{ GeV})$ and $|C_{\tilde{\nu}_1 \tilde{\nu}_1 H_d}|, |C_{\tilde{\nu}_1 \tilde{\nu}_1 H_u}| \lesssim 10 \text{ GeV}$. Furthermore, we consider two representative cases for the Higgs sector

- I. h_1 corresponds to the SM-like Higgs boson, and h_2 and h_3 are decoupled from electroweak physics.

For this case, $S_{12} \simeq \sin \beta \sim 1$, $S_{11} \simeq \cos \beta$, $a_{u1} \simeq a_{d1}$, and

$$\sigma_{\tilde{\nu}_1-p}^{\text{SI}} \propto \left(\frac{\sqrt{2} T_\nu Z_{11} Z_{12} + Y_\nu^2 v_u Z_{12} Z_{12}}{(125 \text{ GeV})^2 m_{\tilde{\nu}_1}} \right)^2. \tag{2.30}$$

This formula indicates that the cross section is determined by Y_ν and $T_\nu \equiv Y_\nu A_\nu$, and may be suppressed if $\tilde{\nu}_1$ is \tilde{x} dominated. We remind that a small Y_ν is not only favored by the recent XENON-1T constraints on $\sigma_{\tilde{\nu}_1-p}^{\text{SI}}$, but also consistent with the limitation on the non-unitarity of the U matrix in neutrino sector.

As a comparison, one may also discuss the DM-nucleon scattering rate in the MSSM, which can be obtained from $\sigma_{\tilde{\nu}_1-p}^{\text{SI}}$ by scaling the factor $C_{\tilde{\nu}_1 \tilde{\nu}_1 h_1}^2 / (4C_{\tilde{\chi}_1^0 \tilde{\chi}_1^0 h_1}^2 m_{\tilde{\nu}_1}^2)$ as indicated by Eq.(2.26). To be more specific, if $\tilde{\chi}_1^0$ is bino-dominated and meanwhile the higgsino mass μ is significantly larger than the bino mass m_1 , we have [7]

$$C_{\tilde{\chi}_1^0 \tilde{\chi}_1^0 h_1} \simeq \sqrt{4\pi\alpha} \frac{m_Z}{\mu} \left(\sin 2\beta + \frac{m_1}{\mu} \right). \tag{2.31}$$

Taking $m_{\tilde{\nu}_1} = m_{\tilde{\chi}_1^0} \simeq m_1$, we conclude that the ratio is about $10 \times (Y_\nu Z_{12} \mu / m_1)^4$ after neglecting unimportant terms. This fact indicates that $\sigma_{\tilde{\nu}_1-p}^{\text{SI}}$ in the ISS-NMSSM can be easily much lower than that in the MSSM.

- II. h_1 acts as the SM-like Higgs boson, h_2 is singlet dominated with $m_{h_2} \lesssim v$, and h_3 is decoupled.

In this case, $S_{12} \simeq \sin \beta \sim 1$, $S_{11} \simeq \cos \beta$ and $S_{23} \sim 1$. At same time, $|S_{13}|$ and $|S_{22}|$ are usually moderately larger than $|S_{21}|$, but all of them should be less than about 0.1 to coincide with the 125GeV Higgs data. Consequently, $a_{d1} \simeq a_{u1}$, a_{d2} is much larger than a_{u2} since $\tan \beta \gg 1$, and $a_{d3}, a_{u3} \simeq 0$ since they are suppressed by $1/m_{h_3}^2$. $\sigma_{\tilde{\nu}_1-p}^{\text{SI}}$ is then given by

$$\begin{aligned} \sigma_{\tilde{\nu}_1-p}^{\text{SI}} &\propto \left[\frac{C_{\tilde{\nu}_1 \tilde{\nu}_1 h_1}}{m_{h_1}^2 m_{\tilde{\nu}_1}} \left(\frac{S_{12}}{\sin \beta} + \frac{S_{11}}{\cos \beta} \right) + \frac{C_{\tilde{\nu}_1 \tilde{\nu}_1 h_2}}{m_{h_2}^2 m_{\tilde{\nu}_1}} \left(\frac{S_{22}}{\sin \beta} + \frac{S_{21}}{\cos \beta} \right) \right]^2 \\ &\propto \left[\frac{2(C_{\tilde{\nu}_1 \tilde{\nu}_1 H_u} + S_{13} C_{\tilde{\nu}_1 \tilde{\nu}_1 s})}{(125\text{GeV})^2 m_{\tilde{\nu}_1}} + \frac{C_{\tilde{\nu}_1 \tilde{\nu}_1 s}}{m_{h_2}^2 m_{\tilde{\nu}_1} \cos \beta} \right]^2, \end{aligned} \quad (2.32)$$

where we used the approximation $C_{\tilde{\nu}_1 \tilde{\nu}_1 h_1} \simeq C_{\tilde{\nu}_1 \tilde{\nu}_1 H_u} + S_{13} C_{\tilde{\nu}_1 \tilde{\nu}_1 s}$ and $C_{\tilde{\nu}_1 \tilde{\nu}_1 h_2} \simeq C_{\tilde{\nu}_1 \tilde{\nu}_1 s}$.

From above formulae, one can get following useful conclusions

- If $Y_\nu = 0$ and consequently $C_{\tilde{\nu}_1 \tilde{\nu}_1 H_u} \simeq 0$, we have

$$C_{\tilde{\nu}_1 \tilde{\nu}_1 h_1} \simeq S_{13} C_{\tilde{\nu}_1 \tilde{\nu}_1 s} \simeq S_{13} C_{\tilde{\nu}_1 \tilde{\nu}_1 h_2} \quad \text{and} \quad \frac{a_{d1}}{a_{d2}} \simeq \frac{S_{13} S_{11}}{S_{21}} \frac{m_{h_2}^2}{m_{h_1}^2} \sim \mathcal{O}(1). \quad (2.33)$$

For the typical case of $a_{d2} \simeq a_{d1}$, Eq.(2.32) is then reexpressed as

$$\sigma_{\tilde{\nu}_1-p}^{\text{SI}} \propto \left(\frac{S_{13} C_{\tilde{\nu}_1 \tilde{\nu}_1 s}}{(125\text{GeV})^2 m_{\tilde{\nu}_1}} \right)^2, \quad (2.34)$$

which indicates that the magnitude of $\sigma_{\tilde{\nu}_1-p}^{\text{SI}}$ is partially decided by the mixing S_{13} . The implication of this special case is that the interaction of $\tilde{\nu}_1$ with the singlet fields alone can be responsible for DM physics in the ISS-NMSSM, namely predicting correct relic density and also possibly sizable DM-nucleon scattering cross section.

We remind that Eq.(2.33) also holds if the element S_{13} is not suppressed too much so that $S_{13} C_{\tilde{\nu}_1 \tilde{\nu}_1 s} \gg C_{\tilde{\nu}_1 \tilde{\nu}_1 H_u}$. We will study in detail this situation later.

- In Eq.(2.32), the first term comes from the interchange of h_1 , and the second term denotes the contribution of h_2 . These two contributions are usually comparable in size since $a_{d1}/a_{d2} \sim \mathcal{O}(1)$, and in some cases the latter may be more important. We will show that the two contributions may interfere destructively or constructively in contributing to the cross section.

parameter	value	parameter	value	parameter	value
$\tan\beta$	15.8	λ	0.22	κ	0.17
A_λ	2150 GeV	A_κ	-18 GeV	μ	120.0 GeV
$m_{\bar{q}}$	2000 GeV	$m_{\bar{l}}$	400 GeV	$A_{u,c,d,s}$	2000 GeV
$A_{t,b}$	-3000 GeV	$A_{e,\mu,\tau}$	400 GeV	M_1	400 GeV
M_2	800 GeV	M_3	2400 GeV	m_{h_1}	125.2 GeV
m_{h_2}	176.3 GeV	m_{h_3}	2030 GeV	m_{A_1}	67.7 GeV
m_{A_2}	2030 GeV	$m_{\tilde{\chi}_1^0}$	106.9 GeV	$m_{\tilde{\chi}_2^0}$	130.7 GeV
$m_{\tilde{\chi}_3^0}$	189 GeV	$m_{\tilde{\chi}_1^\pm}$	121.9 GeV	$m_{\tilde{\chi}_2^\pm}$	832 GeV
S_{11}	0.064	S_{12}	0.995	S_{13}	0.075
S_{21}	0.015	S_{22}	0.076	S_{23}	0.996
S_{31}	0.997	S_{32}	0.063	S_{33}	0.024

Table 2. Fixed parameters in the NMSSM sector when we present our numerical results. In this table, h_1 acts as the SM-like Higgs boson, h_2 and A_1 are singlet dominated scalars, the mass degenerate h_3 and A_2 correspond to the heavy Higgs bosons in the MSSM, and S is the rotation matrix to diagonalize the mass matrix for the CP-even Higgs bosons in the basis (H_d, H_u, s) . Note that since we have set the higgsino mass at 120GeV, which is motivated by naturalness argument, all the higgsino-dominated particles such as $\tilde{\chi}_1^0$, $\tilde{\chi}_2^0$ and $\tilde{\chi}_1^\pm$ are light with mass around 120GeV. Also note that the masses for the Higgs bosons are slightly altered by the parameters in sneutrino sector through loop effects, so their values in this table are actually obtained for the case of $Y_\nu = \lambda_N = 0$.

3 Numerical Results

In this section, we study the property of the sneutrino DM $\tilde{\nu}_1$ by presenting some numerical results. In order to illustrate the underlying physics as clearly as possible, we first fix the parameters in the NMSSM sector, and give in Table 2 the values of some quantities which are relevant to our study. Then we adopt the Metropolis-Hastings algorithm⁴ implemented in the code EasyScan.HEP [107] to scan following parameter space in sneutrino sector⁵

$$0 \leq \lambda_N, Y_\nu \leq 0.3, \quad -1\text{TeV} \leq A_{\lambda_N}, A_\nu \leq 1\text{TeV}, \quad 50 \text{ GeV} \leq m_\nu, m_x \leq 150 \text{ GeV}. \quad (3.1)$$

In the calculation, we utilize the package SARAH-4.11.0 [108–110] to build the model and the code SPheno-4.0.3 [111] to generate the particle spectrum, and we consider following constraints

⁴To be more explicit, we adopt the likelihood function $\mathcal{L} = \mathcal{L}_{m_{h_1}} \times \mathcal{L}_{\Omega h^2} \times \mathcal{L}_{Br(B \rightarrow X_s \gamma)} \times \mathcal{L}_{Br(B_s \rightarrow \mu^+ \mu^-)}$ for the Markov Chain Monte Carlo scan where $\mathcal{L}_{m_{h_1}}$, $\mathcal{L}_{\Omega h^2}$, $\mathcal{L}_{Br(B \rightarrow X_s \gamma)}$ and $\mathcal{L}_{Br(B_s \rightarrow \mu^+ \mu^-)}$ are likelihood functions for experimentally measured SM-like Higgs boson mass, DM relic density, $Br(B \rightarrow X_s \gamma)$ and $Br(B_s \rightarrow \mu^+ \mu^-)$ respectively, which are taken to be Gaussian distributed [105, 106].

⁵Since we concentrate on the property of $\tilde{\nu}_1$ instead of on neutrino oscillations, we set $\mu_X = 0$ for simplicity, and only consider the effects of the third generation sneutrinos by setting $Y_\nu = 0$ and the diagonal elements of m_ν and m_x at 1TeV for the other two generation sneutrinos. With such a treatment, λ_N in Eq.(3.1) actually corresponds to the (3,3) element of the matrix λ_N in Eq.(2.1), and so are the parameters $Y_\nu, A_{\lambda_N}, A_\nu, m_\nu$ and m_x .

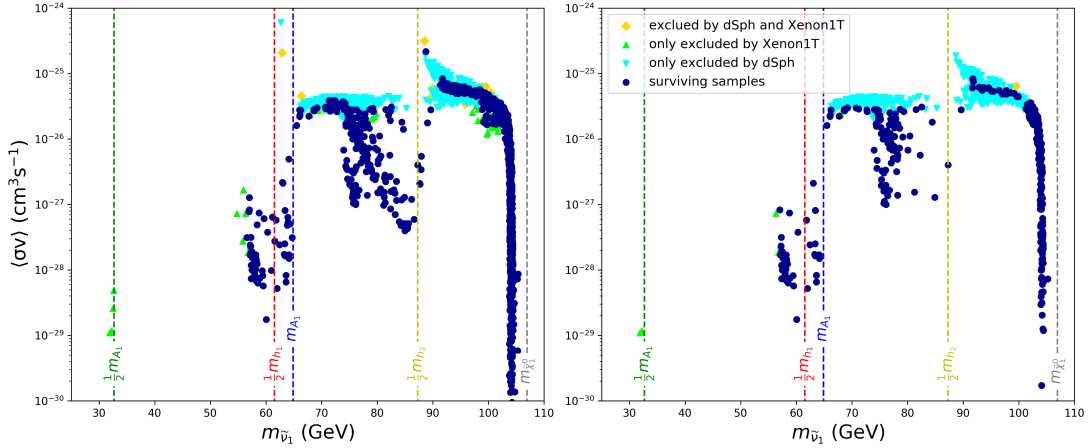


Figure 2. Left panel: Samples obtained from the scan with the constraints listed in the text considered, which are projected on $\langle\sigma v\rangle_0 - m_{\tilde{\nu}_1}$ plane. We use the dark blue color to represent the samples that satisfy both the dSph constraint and the XENON-1T constraint, and the lime color, the cyan color and the golden yellow color to denote those which are excluded by either the XENON-1T constraint or the dSph constraint, or the both respectively. Samples around the green, red and yellow vertical lines annihilated in early Universe through the resonant A_1 , h_1 and h_2 respectively, and those near the gray line obtain the correct relic density mainly by the annihilation of the higgsinos. For the samples close from left to the blue line, the annihilation channel $\tilde{\nu}_1\tilde{\nu}_1 \rightarrow A_1A_1$ opens up in the early Universe, and soon becomes the dominant one with the increase of $m_{\tilde{\nu}_1}$ up to about 100GeV. **Right panel:** similar to the left panel except that we further impose the constraint of $Y_\nu v_u/(\lambda_N v_s) < 0.1$ on the samples, which is motivated by the limitations from the non-unitary of neutrino mixing matrix and the electroweak precision data.

- $123\text{GeV} \leq m_{h_1} \leq 127\text{GeV}$, which is the most favored range of the SM-like Higgs boson mass by current LHC results [112]. This constraint arises from the fact that the parameters in sneutrino sector can alter the Higgs boson mass spectrum through loop effects [54, 57, 67].
- consistence of the Higgs properties with the data from LEP, Tevatron and LHC experiments. This is due to the consideration that the non-standard neutrinos may serve as the decay products of the SM-like Higgs boson, and thus change the branching ratios of its decay into SM particles, and also the consideration that the moderately light h_2 may induce sizable signals at the colliders. We implement the requirement by the packages HiggsBounds-5.0.0 [113] and HiggsSignal-2.0.0 [114].
- low energy flavor observables, such as $B \rightarrow X_s\gamma$, $B_s \rightarrow \mu^+\mu^-$ and ΔM_{B_s} , and muon anomalous magnetic momentum within 2σ range around its experimental central value. These observables can be calculated automatically by the code SPHeno-4.0.3 under the instruction of the package SARAH-4.11.0.
- $m_{\tilde{\nu}_1} < m_{\tilde{\chi}_1^0}$, and $0.107 < \Omega h^2 < 0.131$ in order to account for the Planck measurement of DM relic density at 2σ level [1].

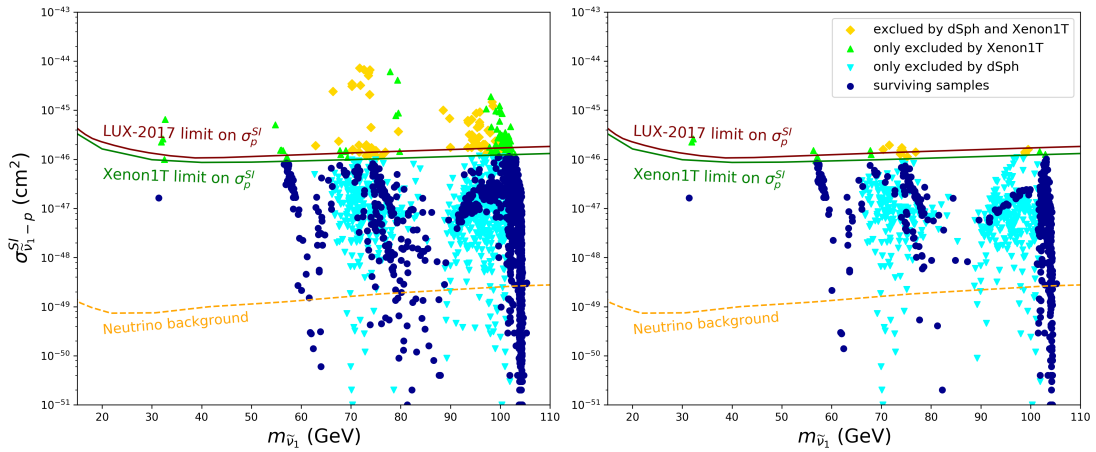


Figure 3. Similar to the Fig. 2, but projected on $\sigma_{\nu_1-p}^{SI} - m_{\nu_1}$ plane.

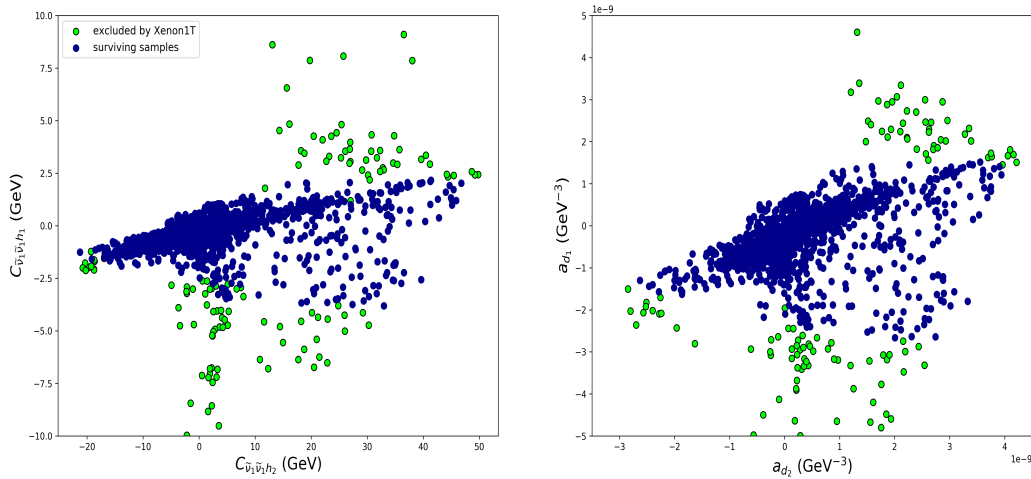


Figure 4. Same samples as those in the left panel of Fig. 3, but projected on the $C_{\nu_1 \nu_1 h_1} - C_{\nu_1 \nu_1 h_2}$ plane (left panel) and the $a_{d1} - a_{d2}$ plane (right panel). These samples are classified by whether they are excluded by the XENON-1T experiment (marked by green color) or not (dark blue color).

As we introduced in last section, the sneutrino sector of the ISS-NMSSM provides great flexibility to account for DM physics. In our study, we consider about three thousand samples obtained from the scan with the constraints considered. We find $|Z_{11}| < 0.1$ for all the samples, and $|Z_{12}| \simeq |Z_{13}| \simeq 1/\sqrt{2}$ for a sizable portion of the samples. In Fig.2, we project the samples on $\langle \sigma v \rangle_0 - m_{\nu_1}$ plane with the dark blue color to represent those that satisfy both the dSph constraint and the XENON-1T constraint, and the lime color, the cyan color and the golden yellow color to denote those which are excluded by either the XENON-1T constraint or the dSph constraint, or the both respectively. In implementing the dSph constraint, we use the data provided by Fermi-LAT collaboration [115], and adopt

the likelihood function proposed in [116, 117], while in imposing the XENON-1T constraint, we use directly the 90% exclusion limits on the SI DM-nucleon scattering cross-section of the recent XENON-1T experiment [15].

From Fig.2, one can infer that for the samples around the green, red and yellow vertical lines, $\tilde{\nu}_1$ annihilated in early Universe mainly by the resonant Higgs mediated processes $\tilde{\nu}_1\tilde{\nu}_1^R \rightarrow A_1^* \rightarrow f\bar{f}$, $\tilde{\nu}_1\tilde{\nu}_1 \rightarrow h_1^* \rightarrow f\bar{f}$ and $\tilde{\nu}_1\tilde{\nu}_1 \rightarrow h_2^* \rightarrow A_1A_1, f\bar{f}, W^+W^-$ respectively, and for the samples near the gray line, it achieves right relic density mainly by the annihilation of the higgsinos. Moreover, the annihilation channel $\tilde{\nu}_1\tilde{\nu}_1 \rightarrow A_1A_1$ opens up in the early Universe for the samples close from left to the blue line, and it soon becomes the dominant one with the increase of $m_{\tilde{\nu}_1}$ up to about 100GeV. Since this annihilation is a s -wave dominant process, the dSph constraint is rather strong to exclude a large portion of the samples. While on the other hand, there still exist various ways to escape the constraint as we introduced in last section. Different from the left panel in Fig.2 where only the constraints listed in the text are considered, the right panel further considers the constraint $Y_\nu v_u / (\lambda_N v_s) < 0.1$ on the samples. This constraint is motivated by the limitations on the non-unitary of neutrino mixing matrix [54] and the electroweak precision data [57]. We remind that the masses of A_1 , h_1 and h_2 are slightly altered by the radiative correction from the sneutrino sector, and the positions of the vertical lines only act as a rough indication of the masses.

Next we consider the SI DM-nucleon scattering rate, which is the focus of this work. In Fig.3, we project the samples of Fig. 2 on $\sigma_{\tilde{\nu}_1-p}^{SI} - m_{\tilde{\nu}_1}$ plane with the same color convention as that of Fig. 2. As expected in last section, the constraint from the XENON-1T experiment is rather weak on the sneutrino DM in the ISS-NMSSM, and only a small portion of the samples are excluded. Especially if we further require $Y_\nu v_u / (\lambda_N v_s) < 0.1$, only few samples are excluded. We emphasize that in the ISS-NMSSM, the SI cross section can be lower than the neutrino background even for light higgsinos, and consequently the DM may never be probed in DD experiments.

In the following, we present more information about the SI cross section. In Fig.4, we only consider the samples in the left panel of Fig. 3, and project them on $C_{\tilde{\nu}_1\tilde{\nu}_1 h_1} - C_{\tilde{\nu}_1\tilde{\nu}_1 h_2}$ plane (left panel) and $a_{d1} - a_{d2}$ plane (right panel) respectively, where the green samples are excluded by the XENON-1T experiment, and the dark blue ones are not. The left panel indicates that $|C_{\tilde{\nu}_1\tilde{\nu}_1 h_1}| \lesssim 4\text{GeV}$, and $C_{\tilde{\nu}_1\tilde{\nu}_1 h_2}$ varies in a much wider range from -20GeV to 50GeV for the surviving samples. It also indicates that the couplings $C_{\tilde{\nu}_1\tilde{\nu}_1 h_1}$ and $C_{\tilde{\nu}_1\tilde{\nu}_1 h_2}$ seem to be roughly linear dependent for most samples. The underlying reason for the correlation is that $C_{\tilde{\nu}_1\tilde{\nu}_1 h_2} \simeq C_{\tilde{\nu}_1\tilde{\nu}_1 s}$ and $C_{\tilde{\nu}_1\tilde{\nu}_1 h_1} \simeq C_{\tilde{\nu}_1\tilde{\nu}_1 H_u} + S_{13}C_{\tilde{\nu}_1\tilde{\nu}_1 s} \simeq S_{13}C_{\tilde{\nu}_1\tilde{\nu}_1 s}$ where we used the fact $|C_{\tilde{\nu}_1\tilde{\nu}_1 s}| \gg |C_{\tilde{\nu}_1\tilde{\nu}_1 H_u}|$ (for similar discussions, see Eq. 2.33). The right panel shows that $-2\text{GeV}^{-3} \lesssim a_{d1} \lesssim 1\text{GeV}^{-3}$ and $-3\text{GeV}^{-3} \lesssim a_{d2} \lesssim 1.5\text{GeV}^{-3}$ for the surviving samples, and a similar correlation between a_{d1} and a_{d2} exists for most samples. About Fig.4 three points should be noted. First, for the typical setting of the NMSSM parameters in Table 2, the coefficients a_i obey the relations: $a_{u1} \simeq a_{d1}$, $|a_{d2}|$ is several times larger than $|a_{u2}|$ due to the large $\tan\beta$, and $|a_{d1}| \gg |a_{u3}|, |a_{d3}|$. As for a_{d1} and a_{d2} , their magnitudes may be comparable, and they can interfere constructively or destructively in contributing to the cross section. Second, since $a_{d2} \propto C_{\tilde{\nu}_1\tilde{\nu}_1 h_2}/m_{h_2}^2$, the

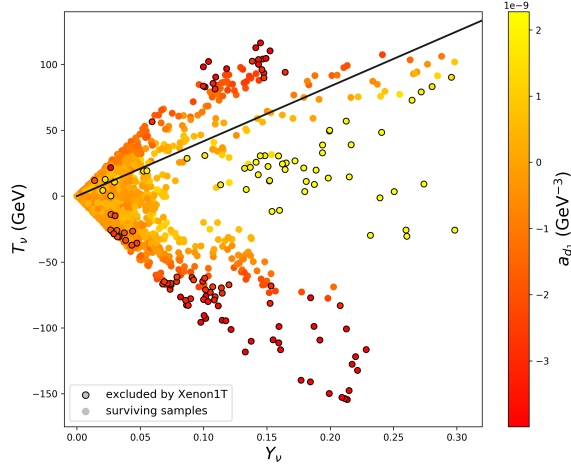


Figure 5. Similar to Fig.4, but projected on $T_\nu - Y_\nu$ plane with $T_\nu \equiv Y_\nu A_\nu$. The circled samples are excluded by the XENON-1T experiment, and the colors represent different values of a_{d_1} , which are defined by the colored bar on the right side of the figure.

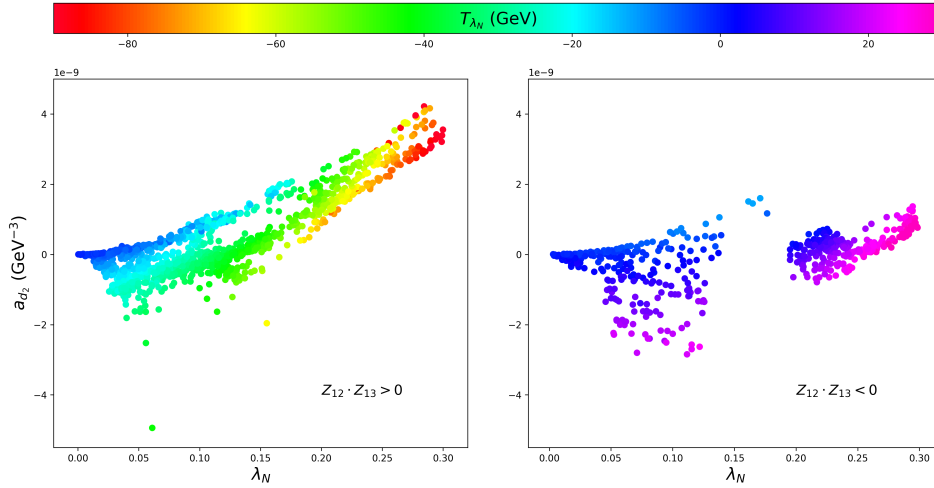


Figure 6. Similar to Fig.4, but projected on $a_{d_2} - \lambda_N$ plane with $Z_{12}Z_{13} > 0$ case (left panel) and $Z_{12}Z_{13} < 0$ case (right panel) respectively. The colors represent the values of $T_{\lambda_N} \equiv \lambda_N A_{\lambda_N}$, which are shown on top of the figure.

range of $C_{\tilde{\nu}_1 \tilde{\nu}_1 h_2}$ must be narrowed correspondingly to survive the XENON-1T constraints if we choose a lighter h_2 . In this case, more parameter space of the ISS-NMSSM will be limited by the DD experiments. Third, in case of $C_{\tilde{\nu}_1 \tilde{\nu}_1 H_u} \simeq 0$ where the correlation holds, only the interactions of $\tilde{\nu}_1$ with the singlet Higgs field are significant. These interactions alone can be responsible for the right relic density, and meanwhile contribute to the cross section. This cross section, however, is usually lower than the bound of the XENON-1T experiment, and is thus experimentally favored.

Finally, we consider the dependence of the cross section on the parameters in sneutrino sector. In Fig.5, we project the samples in Fig.4 on $T_\nu - Y_\nu$ plane, where the colors correspond to the values of a_{d1} and the circled samples are excluded by the XENON-1T experiment. This figure indicates that the sample with a large Y_ν and/or a large T_ν tends to predict large $|a_{d1}|$ and $\sigma_{\tilde{\nu}_1-p}$, and the parameter region preferred by the experiment is $Y_\nu \lesssim 0.15$ and $|T_\nu| \lesssim 100\text{GeV}$. This fact can be understood from Eq.(2.30) by noting that the h_2 contribution is insensitive to the two parameters. We note that for the samples along the black line direction, their predictions on $|a_{d1}|$ are usually small even for large Y_ν and T_ν . We checked that it is due to the cancelation between the Y_ν contribution and the T_ν contribution. We also note that there exist samples which correspond to small Y_ν and T_ν , but are excluded by the XENON-1T experiment. We checked that these samples correspond to a quite large $|a_{d2}|$ with $a_{d2}/a_{d1} > 0$.

In Fig.6, we project the samples in Fig.4 on $a_{d2} - \lambda_N$ plane with the colors indicating the values of T_{λ_N} . The left panel and the right panel correspond to $Z_{12}Z_{13} > 0$ case and $Z_{12}Z_{13} < 0$ case respectively. This figure indicates that for $Z_{12}Z_{13} > 0$ case, T_{λ_N} prefers to be negative, while for $Z_{12}Z_{13} < 0$ case, it tends to positive. In any case, the effect of T_{λ_N} is to cancel the λ_N contribution to a_{d2} . This can be understood by the formula

$$\begin{aligned}
a_{d2} &= -\frac{g}{8m_W} \frac{C_{\tilde{\nu}_1\tilde{\nu}_1h_2}}{m_{h_2}^2 m_{\tilde{\nu}_1}} \frac{S_{21}}{\cos\beta}, \\
&\simeq \frac{g}{8m_W \cos\beta} \frac{S_{21}}{m_{h_2}^2 m_{\tilde{\nu}_1}} \frac{2\kappa\lambda_N v_s Z_{12}Z_{13} + \sqrt{2}T_{\lambda_N} Z_{12}Z_{13} + \lambda_N^2 v_s}{m_{h_2}^2 m_{\tilde{\nu}_1}}, \tag{3.2}
\end{aligned}$$

where we used the approximation $C_{\tilde{\nu}_1\tilde{\nu}_1h_2} \simeq C_{\tilde{\nu}_1\tilde{\nu}_1s}$ and Eq.(2.29). We remind that it is due to the cancelation, λ_N as large as 0.3 is still allowed by the XENON-1T experiment. We also remind that the allowed values of λ_N and T_{λ_N} by the XENON-1T experiment depend on our choice of m_{h_2} .

4 LHC constraints on the model

In this section, we examine the constraints from the direct searches for electroweakinos at the LHC on the samples considered in last section. Since $Br(\tilde{\chi}_{1,2}^0 \rightarrow \tilde{\nu}_1\nu_\tau) = Br(\tilde{\chi}_{1,2}^0 \rightarrow \tilde{\nu}_1^R\nu_\tau) \simeq 50\%$, $Br(\tilde{\chi}_1^\pm \rightarrow \tilde{\nu}_1\tau^\pm) = Br(\tilde{\chi}_1^\pm \rightarrow \tilde{\nu}_1^R\tau^\pm) \simeq 50\%$ for the samples and $\tilde{\nu}_1^R$ is long-lived at colliders due to its nearly degeneracy with $\tilde{\nu}_1$ in mass, we consider the Mono-jet signal from the processes $pp \rightarrow \tilde{\chi}_1^\pm \tilde{\chi}_{1,2}^0, \tilde{\chi}_{1,2}^0 \tilde{\chi}_{1,2}^0 j$ and the $2\tau + E_T^{miss}$ signal from the process $pp \rightarrow \tilde{\chi}_1^\pm \tilde{\chi}_1^\mp$ in our discussion.

For the signal of Mono-jet+ E_T^{miss} , we consider the analyses at 8-TeV LHC by ATLAS and CMS collaborations [118–120] and 13-TeV LHC by ATLAS collaboration [121], all of which have been encoded in the package CheckMATE [122–124]. The common requirements of the analyses are: (1) an energetic jet with $p_T > 100\text{GeV}$ and possible existence of one additional softer jet with $\Delta\phi(j_1, j_2) < 2.5$ to suppress large QCD dijet background; (2) large missing energy, typically $E_T^{miss} > 150\text{GeV}$; (3) vetoing any event with isolated leptons. With regard to the signal of two hadronic τ s plus E_T^{miss} , the strongest limit comes from the analyses of the direct Chargino/Neutralino production at the 8-TeV LHC by

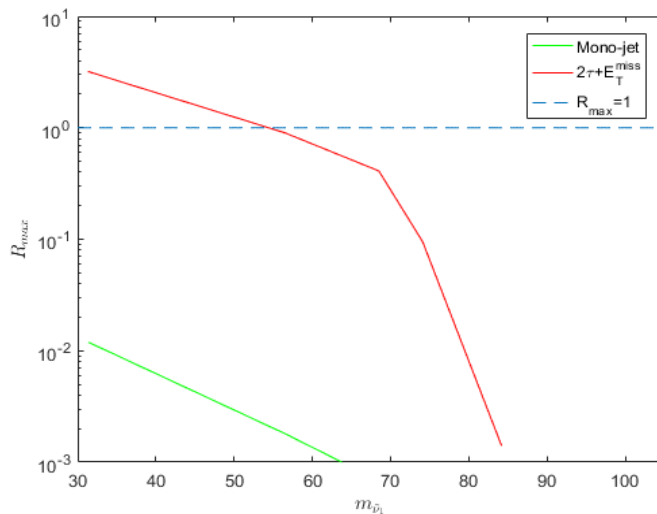


Figure 7. R_{max} as a function of $m_{\tilde{\nu}_1}$ for the Mono-jet signal (green line) and $2\tau + E_T^{miss}$ signal (red line). Note that in this work, the higgsino mass is fixed at 120GeV, and consequently $m_{\tilde{\chi}_1^\pm} = 121.9\text{GeV}$, $\sigma_{8\text{TeV}}(pp \rightarrow \tilde{\chi}_1^\pm \tilde{\chi}_1^\mp) \approx 0.728\text{pb}$ and $\sigma_{13\text{TeV}}(pp \rightarrow \tilde{\chi}_1^\pm \tilde{\chi}_1^\mp) \approx 1.46\text{pb}$, where the cross sections are calculated at next-to-leading order by the code Prospino [133].

$m_{\tilde{\nu}_1}$ (GeV)	SR^*	ϵ	R
31.3	SR-C1C1	0.19	3.2
56.5	SR-C1C1	0.06	0.90
68.5	SR-C1C1	0.03	0.41
74.1	SR-C1C1	0.014	0.095
84.2	SR-DS-lowMass	0.006	0.0014
105.3	-	0	0

Table 3. Detailed information about the analysis of $2\tau + E_T^{miss}$ signal in [125] for six parameter points. SR^* stands for the SR with the largest expected sensitivity, and ϵ is the net cut efficiency of the signal events.

ATLAS and CMS collaborations [125, 126] and the 13-TeV LHC by ATLAS collaboration [127]. As far as our case (i.e. fixed μ at 120GeV) is concerned, the analysis in [125] imposes stronger constraint than that in [127], which can be learned from figure 7 in [127]. The underlying reason is that the analysis in [127] focuses on heavy Chargino case, which requires more energetic jets and larger missing energy than the former. Moreover, we note that the constraint of the analysis in [126] is similar to that in [125] for $m_{\tilde{\chi}_1^\pm} < 200\text{GeV}$, which can be learned by comparing figure 5 in [126] with figure 7 in [125]. So in this work, we only consider the analysis in [125] on the $2\tau + E_T^{miss}$ signal. We implement this analysis in the package CheckMATE with the corresponding validation presented in appendix.

To study these signals, we first use the package SARAH [108–110] to generate the model files of the ISS-NMSSM in UFO format [128]. Then we use the simulation tools MadGraph/MadEvent [129, 130] to generate the parton level events of the processes with Pythia6 [131] for parton fragmentation and hadronization, and Delphes [132] for the fast

simulation of the ATLAS or CMS detector. Finally we use the improved CheckMATE to implement the cut selections of the analyses.

For each of the analyses, we consider the signal region (SR) with the largest expected sensitivity for a given $m_{\tilde{\nu}_1}$ ⁶, and calculate its R value defined by $R \equiv S/S_{95}^{OBS}$, where S stands for the number of signal events in the SR with the statistical uncertainty considered and S_{95}^{OBS} denotes the observed limit at 95% confidence level for the SR. For the signal which corresponds to several experimental analyses, we select the largest R among the analyses, denoted by R_{max} hereafter, to parameterize the capability of the LHC in exploring the parameter point. If R_{max} is larger than unity, the point is excluded and otherwise it is allowed. In Fig.7, we present our results of R_{max} for the Mono-jet signal (green line) and the $2\tau + E_{miss}^T$ signal (red line) respectively. This figure indicates that the constraints from the Mono-jet signal is very weak, and R_{max} reaches only 0.01 in best case. The underlying reason is that the experimental analyses require a relatively large E_T^{miss} , which can not be satisfied for most of the events. By contrast, R_{max} for the $2\tau + E_{miss}^T$ signal increases monotonously with the enlarged mass splitting between $\tilde{\chi}_1^\pm$ and $\tilde{\nu}_1$, and for $m_{\tilde{\nu}_1} \lesssim 55\text{GeV}$ it exceeds unity. In order to understand the features of the analysis on the $2\tau + E_{miss}^T$ signal, we choose six parameter points and provide in Table 3 more information about the analysis in [125]. As can be seen from this table, the cut efficiency is quite large for $m_{\tilde{\nu}_1} \simeq 30\text{GeV}$, reaching about 19%, and it drops quickly with the increase of $m_{\tilde{\nu}_1}$ to 0.6% for $m_{\tilde{\nu}_1} \simeq 84\text{GeV}$.

5 Phenomenology of the ISS-NMSSM

In the ISS-NMSSM, the DM candidate may be the lightest sneutrino or the lightest neutralino. In this section, we only briefly sum up the phenomenology of the former case. Some of our viewpoints may be applied to the latter case, which will enrich the well studied phenomenology of the NMSSM.

In the ISS-NMSSM, the impact of the sneutrino DM on the phenomenology is reflected in following aspects:

- Relaxing greatly the parameter space of the NMSSM, and meanwhile maintaining the naturalness of the model. As we pointed out in [17], so far the DD experiments have put very strong constraints on the natural NMSSM, and consequently it is not easy to get parameter points coinciding with the constraints from DD experiments. In the ISS-NMSSM, however, $\tilde{\nu}_1$ can serve as a viable DM candidate if $\text{Min}(m_{h_1}, m_{A_1}) < 2m_{\tilde{\chi}_1^0}$ or if the lightest higgsino corresponds to $\tilde{\chi}_1^0$, which have been illustrated before. These conditions can be easily satisfied in the ISS-NMSSM, and consequently new features in comparison with the original NMSSM may appear in Higgs physics as well as in sparticle physics. Taking the parameter point in Table 2 as an example, we found that it can not get the proper relic density and meanwhile predict an unacceptable

⁶For each experimental analysis, the expected sensitivity of the i -th SR is defined as $R_{\text{EXP},i} = S_i/S_{95,i}^{\text{EXP}}$ where $S_i \equiv S_i^0 - 1.96 \times \Delta S$ with S_i^0 denoting the number of signal events after cuts and ΔS being its statistical uncertainty, and $S_{95,i}^{\text{EXP}}$ stands for expected limit at 95% confidence level for same SR. The most sensitive SR corresponds to $R_{\text{EXP}} = \text{Max}(R_{\text{EXP},i})$.

large SD cross section for DM-nucleon scattering in the framework of the NMSSM [134]. In the ISS-NMSSM, however, it becomes a phenomenologically viable point.

- Existence of relatively light particles, such as non-standard neutrinos and light Higgs bosons, which, beside exhibiting themselves at colliders by exotic signals, may serve as the decay products of the Higgs bosons and sparticles. This feature makes the search for new particles at colliders quite complicated. For examples, we find from the samples that the non-standard neutrinos may be as light as 30GeV. In this case, a left-handed slepton may decay dominantly into one of the neutrinos plus a higgsino-dominated neutralino by the neutrino Yukawa interaction. As a result, the signature of the slepton is distinct from that in the NMSSM. Moreover, since the neutrino has a small left-handed neutrino component, it may be produced in association with one active neutrino at the LHC [90], or with one lepton [135], or in pairs [136–138]. Obviously, how to detect these signals is an open question.
- Existence of new interactions which alter the properties of the particles in the NMSSM, and also induce new contribution to some observables. For example, the neutrino Yukawa interaction in the ISS-NMSSM can not only change the decay modes of the higgsinos and the left-handed sleptons in the NMSSM, but also contribute to Higgs boson masses [54, 57, 67], lepton flavor violating processes [45, 47, 48, 50, 58, 60, 62] as well as muon anomalous magnetic momentum [72, 74].

Due to these aspects, the phenomenology of the ISS-NMSSM is quite rich, and may be different from that of the NMSSM.

As far as sparticles are concerned, the speciality of the ISS-NMSSM comes from the fact that the couplings of $\tilde{\nu}_1$ with the other particles are usually suppressed, and meanwhile it carries a certain lepton flavor number if Y_ν is flavor diagonal. As a result, heavy sparticles will not decay directly into $\tilde{\nu}_1$, but instead they first decay into a relatively light sparticle with stronger couplings [60, 139, 140]. This lengthened decay chain makes the decay products of the parent sparticle quite model dependent. For example, if the sleptons are lighter than the higgsinos, the signature of the higgsinos usually corresponds to multi-lepton final state [141, 142], which is different from the final states discussed in last section. We remind that in principle Y_ν may be flavor non-diagonal, and consequently $\tilde{\nu}_1$ will not have a definite lepton flavor number any more. This further complicates the sparticle decays.

6 Conclusions

Given the increasing tension between naturalness and the DD experiments for customary neutralino DM candidate in supersymmetric theories, we discuss the feasibility that the lightest sneutrino acts as a DM candidate to alleviate the tension. For this end, we assume certain symmetries, and extend the field content of the NMSSM in an economical way to incorporate the inverse seesaw mechanism into the framework for neutrino mass. We point out that the resulting theory called ISS-NMSSM not only inherits all the merits of the NMSSM and the seesaw mechanism, but also exhibits new features in both DM physics

and sparticle phenomenology. Especially by choosing the sneutrino as DM candidate, we find by analytic formulae that the DM-nucleon scattering rate is usually suppressed in comparison with the neutralino DM in the MSSM, and consequently the constraints from the DD experiments are no longer strong. We also find that the interactions of the sneutrino with the singlet Higgs field alone can account for the measured relic density, and meanwhile predict acceptable cross sections for both direct and indirect DM search experiments. We show these features numerically in physical parameter space, which is obtained by fixing the parameters in the NMSSM sector and scanning the parameters in the sneutrino sector with various experimental constraints (including the LHC search for $2\tau + E_T^{miss}$ and Mono-jet+ E_T^{miss} signals) considered. Finally, we also briefly discuss the phenomenology of the ISS-NMSSM, and point out that it is quite rich and distinct from that of the NMSSM. Given that the LHC experiments have not probed any signals of sparticles, the ISS-NMSSM may deserve a comprehensive study in near future.

Before we end this work, we'd like to compare briefly the ISS-NMSSM with the Type-I seesaw extension of the NMSSM proposed in [44]. In the Type-I seesaw extension, only right-handed neutrino fields are introduced to generate neutrino mass, and the corresponding neutrino Yukawa couplings are of $\mathcal{O}(10^{-6})$, which is at same order as the electron Yukawa coupling in the SM, given that the masses for the right-handed neutrinos are about 1TeV. In both models, the singlet Higgs field plays an important role in various aspects, including generating the higgsino mass and the heavy neutrino masses dynamically, mediating the transition between $\tilde{\nu}_1$ pair and higgsino pair to keep them in thermal bath in early Universe, acting as DM annihilation final state or mediating DM annihilations, as well as affecting DM-nucleon scattering rate. Consequently both models can yield in certain parameter space thermal DM and a sneutrino-nucleon scattering cross section compatible with DD limits of the recent XENON-1T experiment. On the other hand, the essential difference of the two models comes from following two aspects. One is that in order to accommodate the experimental data for the neutrino oscillations, the electroweak precision measurements and the lepton-flavor violations, one can choose in the ISS-NMSSM a flavor-blind neutrino Yukawa couplings by encoding all the flavor structures into the small lepton-number violating parameter μ_X as indicated in Eq.(2.12). This will make the non-unitary limitation mentioned in Eq.(2.8) easily satisfied. By contrast, there is no such freedom in the type-I seesaw extension, and one has to rely on the neutrino Yukawa couplings to account for all the experimental data. So we conclude that the ISS-NMSSM provides more theoretical flexibility in accommodating the data and at same time much richer phenomenology at colliders [138]. The other different comes from the signature of the heavy neutrinos [143]. In the Type-I seesaw extension, due to the Majorana nature of the heavy neutrinos, its associated production with one lepton at the LHC usually results in same-sign di-lepton signal, while in the ISS-NMSSM due to the pseudo-Dirac nature of the neutrinos, the process usually leads to tri-lepton signals. A more dedicated comparison of the two models will be carried out in our forthcoming work.

Acknowledgement

We thank Prof. Xiaojun Bi and Yufeng Zhou for helpful discussion about dark matter indirect detection experiments. This work is supported by the National Natural Science Foundation of China (NNSFC) under grant No. 11575053.

A Appendix

In this section, we validate our code for all SRs in [125]. We work in the MSSM, and consider four cases which correspond to $\tilde{\chi}_1^\pm \tilde{\chi}_1^\mp$ and $\tilde{\chi}_1^\pm \tilde{\chi}_2^0$ productions with both $\tilde{\chi}_1^\pm$ and $\tilde{\chi}_2^0$ being wino-dominated, $\tilde{\chi}_1^\pm \tilde{\chi}_1^\mp$ production with $\tilde{\chi}_1^\pm$ being wino-dominated, $\tilde{\tau}_R \tilde{\tau}_R$ production and $\tilde{\tau}_L \tilde{\tau}_L$ production respectively. For each validation, we generate 10000 events in the way introduced in Section 4. Our results are presented in Table 4, 5, 6 and 7 respectively. These tables indicate that we can reproduce the ATLAS results for case 1-3 at 20% level, and case 4 at 30%.

$(m_{\tilde{\chi}_1^\pm, \tilde{\chi}_2^0}, m_{\tilde{\chi}_1^0}, m_{\tilde{\tau}, \tilde{\nu}})$ [GeV]		ATLAS	CheckMATE		
		R_{ATLAS}	SR^*	R	Diff [%]
P1	300,100,200	1.0	SR-C1N2	0.90	-10.0
P2	200,75,137.5	1.0	SR-C1N2	1.06	6.0

Table 4. Validation of the $\tilde{\chi}_1^\pm \tilde{\chi}_1^\mp$ and $\tilde{\chi}_1^\pm \tilde{\chi}_2^0$ production processes at the 8-TeV LHC by assuming $m_{\tilde{\chi}_1^\pm} = m_{\tilde{\chi}_2^0}$ and $m_{\tilde{\tau}} = m_{\tilde{\nu}} = (m_{\tilde{\chi}_1^\pm} + m_{\tilde{\chi}_2^0})/2$. R_{ATLAS} in the table is the result obtained by ATLAS collaboration, which is taken from the exclusion line of Fig.7a in [125]. SR^* and R have same meanings as those in Table 3, and $\text{Diff} \equiv (R - R_{\text{ATLAS}})/R_{\text{ATLAS}}$, which parameterizes the deviation of our calculation from its corresponding ATLAS result.

$(m_{\tilde{\chi}_1^\pm}, m_{\tilde{\chi}_1^0}, m_{\tilde{\nu}, \tilde{\tau}})$ [GeV]		ATLAS	CheckMATE		
		R_{ATLAS}	SR^*	R	Diff [%]
P1	300,80,190	1.0	SR-DS-highMass	0.81	-19.0
P2	200,75,137.5	1.0	SR-DS-highMass	0.96	-4.0

Table 5. Similar to Table 4, but for the $\tilde{\chi}_1^\pm \tilde{\chi}_1^\mp$ production process with the corresponding ATLAS results plotted in Fig.7b of [125].

$(m_{\tilde{\tau}_R}, m_{\tilde{\chi}_1^0})$ [GeV]		ATLAS	CheckMATE		
		R_{ATLAS}	SR^*	R	Diff [%]
P1	300,100	1.0	SR-DS-highMass	0.96	-4.0
P2	200,100	1.0	SR-DS-highMass	0.86	-14.0
P3	150,100	1.0	SR-DS-lowMass	1.18	18.0

Table 6. Similar to Table 4, but for the $\tilde{\tau}_R \tilde{\tau}_R$ production process with the corresponding ATLAS results plotted in Fig.8a of [125].

$(m_{\tau_L}, m_{\tilde{\chi}_1^0})$ [GeV]		ATLAS	CheckMATE		
		R_{ATLAS}	SR^*	R	Diff [%]
P1	300,100	1.0	SR-DS-highMass	1.15	15.0
P2	200,100	1.0	SR-C1C1	1.27	27.0
P3	150,100	1.0	SR-DS-lowMass	1.11	11.0

Table 7. Similar to Table 4, but for the $\tilde{\tau}_L\tilde{\tau}_L$ production process with the corresponding ATLAS results plotted in Fig.8b of [125].

References

- [1] P. A. R. Ade *et al.* [Planck Collaboration], *Astron. Astrophys.* **594**, A13 (2016)
doi:10.1051/0004-6361/201525830 [arXiv:1502.01589 [astro-ph.CO]].
- [2] H. E. Haber and G. L. Kane, *Phys. Rept.* **117**, 75 (1985). doi:10.1016/0370-1573(85)90051-1
- [3] J. F. Gunion and H. E. Haber, *Nucl. Phys. B* **272**, 1 (1986) Erratum: [*Nucl. Phys. B* **402**, 567 (1993)]. doi:10.1016/0550-3213(86)90340-8, 10.1016/0550-3213(93)90653-7
- [4] H. Goldberg, *Phys. Rev. Lett.* **50**, 1419 (1983) Erratum: [*Phys. Rev. Lett.* **103**, 099905 (2009)]. doi:10.1103/PhysRevLett.50.1419
- [5] J. R. Ellis, J. S. Hagelin, D. V. Nanopoulos, K. A. Olive and M. Srednicki, *Nucl. Phys. B* **238**, 453 (1984). doi:10.1016/0550-3213(84)90461-9
- [6] G. Jungman, M. Kamionkowski and K. Griest, *Phys. Rept.* **267**, 195 (1996)
doi:10.1016/0370-1573(95)00058-5 [hep-ph/9506380].
- [7] See for example, J. Cao, Y. He, L. Shang, W. Su and Y. Zhang, *JHEP* **1603**, 207 (2016)
doi:10.1007/JHEP03(2016)207 [arXiv:1511.05386 [hep-ph]].
- [8] H. Baer, V. Barger, P. Huang and X. Tata, *JHEP* **1205**, 109 (2012)
doi:10.1007/JHEP05(2012)109 [arXiv:1203.5539 [hep-ph]].
- [9] R. Allahverdi, B. Dutta and K. Sinha, *Phys. Rev. D* **86**, 095016 (2012)
doi:10.1103/PhysRevD.86.095016 [arXiv:1208.0115 [hep-ph]].
- [10] M. Perelstein and B. Shakya, *Phys. Rev. D* **88**, no. 7, 075003 (2013)
doi:10.1103/PhysRevD.88.075003 [arXiv:1208.0833 [hep-ph]].
- [11] J. Cao, L. Shang, P. Wu, J. M. Yang and Y. Zhang, *JHEP* **1510**, 030 (2015)
doi:10.1007/JHEP10(2015)030 [arXiv:1506.06471 [hep-ph]].
- [12] A. Tan *et al.* [PandaX-II Collaboration], *Phys. Rev. Lett.* **117**, no. 12, 121303 (2016)
doi:10.1103/PhysRevLett.117.121303 [arXiv:1607.07400 [hep-ex]].
- [13] C. Fu *et al.* [PandaX-II Collaboration], *Phys. Rev. Lett.* **118**, no. 7, 071301 (2017)
doi:10.1103/PhysRevLett.118.071301 [arXiv:1611.06553 [hep-ex]].
- [14] D. S. Akerib *et al.* [LUX Collaboration], *Phys. Rev. Lett.* **118**, no. 2, 021303 (2017)
doi:10.1103/PhysRevLett.118.021303 [arXiv:1608.07648 [astro-ph.CO]].
- [15] E. Aprile *et al.* [XENON Collaboration], arXiv:1705.06655 [astro-ph.CO].
- [16] H. Baer, V. Barger and H. Serce, *Phys. Rev. D* **94**, no. 11, 115019 (2016)
doi:10.1103/PhysRevD.94.115019 [arXiv:1609.06735 [hep-ph]].

- [17] J. Cao, Y. He, L. Shang, W. Su, P. Wu and Y. Zhang, JHEP **1610**, 136 (2016) doi:10.1007/JHEP10(2016)136 [arXiv:1609.00204 [hep-ph]].
- [18] A. Crivellin, M. Hoferichter, M. Procura and L. C. Tunstall, JHEP **1507**, 129 (2015) doi:10.1007/JHEP07(2015)129 [arXiv:1503.03478 [hep-ph]].
- [19] M. Badziak, M. Olechowski and P. Szczerbiak, JHEP **1603**, 179 (2016) doi:10.1007/JHEP03(2016)179 [arXiv:1512.02472 [hep-ph]].
- [20] T. Han, F. Kling, S. Su and Y. Wu, JHEP **1702**, 057 (2017) doi:10.1007/JHEP02(2017)057 [arXiv:1612.02387 [hep-ph]].
- [21] M. Badziak, M. Olechowski and P. Szczerbiak, arXiv:1705.00227 [hep-ph].
- [22] R. N. Mohapatra *et al.*, Rept. Prog. Phys. **70**, 1757 (2007) doi:10.1088/0034-4885/70/11/R02 [hep-ph/0510213].
- [23] A. Strumia and F. Vissani, hep-ph/0606054.
- [24] S. F. King and C. Luhn, Rept. Prog. Phys. **76**, 056201 (2013) doi:10.1088/0034-4885/76/5/056201 [arXiv:1301.1340 [hep-ph]].
- [25] R. N. Mohapatra and J. W. F. Valle, Phys. Rev. D **34**, 1642 (1986). doi:10.1103/PhysRevD.34.1642
- [26] Z. z. Xing, Prog. Theor. Phys. Suppl. **180**, 112 (2009) doi:10.1143/PTPS.180.112 [arXiv:0905.3903 [hep-ph]].
- [27] U. Ellwanger, C. Hugonie and A. M. Teixeira, Phys. Rept. **496**, 1 (2010) doi:10.1016/j.physrep.2010.07.001 [arXiv:0910.1785 [hep-ph]].
- [28] U. Ellwanger, JHEP **1203**, 044 (2012) doi:10.1007/JHEP03(2012)044 [arXiv:1112.3548 [hep-ph]].
- [29] J. J. Cao, Z. X. Heng, J. M. Yang, Y. M. Zhang and J. Y. Zhu, JHEP **1203**, 086 (2012) doi:10.1007/JHEP03(2012)086 [arXiv:1202.5821 [hep-ph]].
- [30] G. 't Hooft, in Proceedings of 1979 Cargèse Institute on Recent Developments in Gauge Theories, edited by G. 't Hooft *et al.* (Plenum Press, New York, 1980), p. 135.
- [31] N. Arkani-Hamed, L. J. Hall, H. Murayama, D. Tucker-Smith and N. Weiner, Phys. Rev. D **64**, 115011 (2001) doi:10.1103/PhysRevD.64.115011 [hep-ph/0006312].
- [32] Y. Grossman and H. E. Haber, Phys. Rev. Lett. **78**, 3438 (1997) doi:10.1103/PhysRevLett.78.3438 [hep-ph/9702421].
- [33] D. Tucker-Smith and N. Weiner, Phys. Rev. D **64**, 043502 (2001) doi:10.1103/PhysRevD.64.043502 [hep-ph/0101138].
- [34] L. J. Hall, T. Moroi and H. Murayama, Phys. Lett. B **424**, 305 (1998) doi:10.1016/S0370-2693(98)00196-8 [hep-ph/9712515].
- [35] D. Hooper, J. March-Russell and S. M. West, Phys. Lett. B **605**, 228 (2005) doi:10.1016/j.physletb.2004.11.047 [hep-ph/0410114].
- [36] G. Belanger, M. Kakizaki, E. K. Park, S. Kraml and A. Pukhov, JCAP **1011**, 017 (2010) doi:10.1088/1475-7516/2010/11/017 [arXiv:1008.0580 [hep-ph]].
- [37] G. Belanger, S. Kraml and A. Lessa, JHEP **1107**, 083 (2011) doi:10.1007/JHEP07(2011)083 [arXiv:1105.4878 [hep-ph]].

- [38] B. Dumont, G. Belanger, S. Fichet, S. Kraml and T. Schwetz, *JCAP* **1209**, 013 (2012) doi:10.1088/1475-7516/2012/09/013 [arXiv:1206.1521 [hep-ph]].
- [39] G. Belanger, J. Da Silva and A. Pukhov, *JCAP* **1112**, 014 (2011) doi:10.1088/1475-7516/2011/12/014 [arXiv:1110.2414 [hep-ph]].
- [40] A. Chatterjee and N. Sahu, *Phys. Rev. D* **90**, no. 9, 095021 (2014) doi:10.1103/PhysRevD.90.095021 [arXiv:1407.3030 [hep-ph]].
- [41] M. J. Baker *et al.*, *JHEP* **1512**, 120 (2015) doi:10.1007/JHEP12(2015)120 [arXiv:1510.03434 [hep-ph]].
- [42] K. Griest and D. Seckel, *Phys. Rev. D* **43**, 3191 (1991). doi:10.1103/PhysRevD.43.3191
- [43] C. Arina and N. Fornengo, *JHEP* **0711**, 029 (2007) doi:10.1088/1126-6708/2007/11/029 [arXiv:0709.4477 [hep-ph]].
- [44] D. G. Cerdeno, C. Munoz and O. Seto, *Phys. Rev. D* **79**, 023510 (2009) doi:10.1103/PhysRevD.79.023510 [arXiv:0807.3029 [hep-ph]].
- [45] F. Deppisch and J. W. F. Valle, *Phys. Rev. D* **72**, 036001 (2005) doi:10.1103/PhysRevD.72.036001 [hep-ph/0406040].
- [46] C. Arina, F. Bazzocchi, N. Fornengo, J. C. Romao and J. W. F. Valle, *Phys. Rev. Lett.* **101**, 161802 (2008) doi:10.1103/PhysRevLett.101.161802 [arXiv:0806.3225 [hep-ph]].
- [47] M. Hirsch, T. Kernreiter, J. C. Romao and A. Villanova del Moral, *JHEP* **1001**, 103 (2010) doi:10.1007/JHEP01(2010)103 [arXiv:0910.2435 [hep-ph]].
- [48] A. Abada, D. Das and C. Weiland, *JHEP* **1203**, 100 (2012) doi:10.1007/JHEP03(2012)100 [arXiv:1111.5836 [hep-ph]].
- [49] S. Mondal, S. Biswas, P. Ghosh and S. Roy, *JHEP* **1205**, 134 (2012) doi:10.1007/JHEP05(2012)134 [arXiv:1201.1556 [hep-ph]].
- [50] A. Abada, D. Das, A. Vicente and C. Weiland, *JHEP* **1209**, 015 (2012) doi:10.1007/JHEP09(2012)015 [arXiv:1206.6497 [hep-ph]].
- [51] P. S. Bhupal Dev, S. Mondal, B. Mukhopadhyaya and S. Roy, *JHEP* **1209**, 110 (2012) doi:10.1007/JHEP09(2012)110 [arXiv:1207.6542 [hep-ph]].
- [52] V. De Romeri and M. Hirsch, *JHEP* **1212**, 106 (2012) doi:10.1007/JHEP12(2012)106 [arXiv:1209.3891 [hep-ph]].
- [53] S. Banerjee, P. S. B. Dev, S. Mondal, B. Mukhopadhyaya and S. Roy, *JHEP* **1310**, 221 (2013) doi:10.1007/JHEP10(2013)221 [arXiv:1306.2143 [hep-ph]].
- [54] J. Guo, Z. Kang, T. Li and Y. Liu, *JHEP* **1402**, 080 (2014) doi:10.1007/JHEP02(2014)080 [arXiv:1311.3497 [hep-ph]].
- [55] I. Gogoladze, B. He, A. Mustafayev, S. Raza and Q. Shafi, *JHEP* **1405**, 078 (2014) doi:10.1007/JHEP05(2014)078 [arXiv:1401.8251 [hep-ph]].
- [56] D. K. Ghosh, S. Mondal and I. Saha, *JCAP* **1502**, no. 02, 035 (2015) doi:10.1088/1475-7516/2015/02/035 [arXiv:1405.0206 [hep-ph]].
- [57] E. J. Chun, V. S. Mummidi and S. K. Vempati, *Phys. Lett. B* **736**, 470 (2014) doi:10.1016/j.physletb.2014.08.002 [arXiv:1405.5478 [hep-ph]].
- [58] A. Abada, M. E. Krauss, W. Porod, F. Staub, A. Vicente and C. Weiland, *JHEP* **1411**, 048 (2014) doi:10.1007/JHEP11(2014)048 [arXiv:1408.0138 [hep-ph]].

- [59] S. L. Chen and Z. Kang, *Phys. Lett. B* **761**, 296 (2016) doi:10.1016/j.physletb.2016.08.051 [arXiv:1512.08780 [hep-ph]].
- [60] E. Arganda, M. J. Herrero, X. Marcano and C. Weiland, *Phys. Rev. D* **93**, no. 5, 055010 (2016) doi:10.1103/PhysRevD.93.055010 [arXiv:1508.04623 [hep-ph]].
- [61] L. Mitzka and W. Porod, arXiv:1603.06130 [hep-ph].
- [62] E. Arganda, M. J. Herrero, X. Marcano and C. Weiland, arXiv:1605.05660 [hep-ph].
- [63] J. Cao and J. M. Yang, *Phys. Rev. D* **71**, 111701 (2005) doi:10.1103/PhysRevD.71.111701 [hep-ph/0412315].
- [64] J. Chang, K. Cheung, H. Ishida, C. T. Lu, M. Spinrath and Y. L. S. Tsai, arXiv:1707.04374 [hep-ph].
- [65] S. Khalil, *Phys. Rev. D* **82**, 077702 (2010) doi:10.1103/PhysRevD.82.077702 [arXiv:1004.0013 [hep-ph]].
- [66] S. Khalil, H. Okada and T. Toma, *JHEP* **1107**, 026 (2011) doi:10.1007/JHEP07(2011)026 [arXiv:1102.4249 [hep-ph]].
- [67] A. Elsayed, S. Khalil and S. Moretti, *Phys. Lett. B* **715**, 208 (2012) doi:10.1016/j.physletb.2012.07.066 [arXiv:1106.2130 [hep-ph]].
- [68] H. An, P. S. B. Dev, Y. Cai and R. N. Mohapatra, *Phys. Rev. Lett.* **108**, 081806 (2012) doi:10.1103/PhysRevLett.108.081806 [arXiv:1110.1366 [hep-ph]].
- [69] Y. Kajiyama, H. Okada and T. Toma, *Eur. Phys. J. C* **73**, no. 3, 2381 (2013) doi:10.1140/epjc/s10052-013-2381-2 [arXiv:1210.2305 [hep-ph]].
- [70] A. Datta, A. Elsayed, S. Khalil and A. Moursy, *Phys. Rev. D* **88**, no. 5, 053011 (2013) doi:10.1103/PhysRevD.88.053011 [arXiv:1308.0816 [hep-ph]].
- [71] K. S. Babu and A. Patra, *Phys. Rev. D* **93**, no. 5, 055030 (2016) doi:10.1103/PhysRevD.93.055030 [arXiv:1412.8714 [hep-ph]].
- [72] S. Khalil and C. S. Un, *Phys. Lett. B* **763**, 164 (2016) doi:10.1016/j.physletb.2016.10.035 [arXiv:1509.05391 [hep-ph]].
- [73] S. Khalil, *Phys. Rev. D* **94**, no. 7, 075003 (2016) doi:10.1103/PhysRevD.94.075003 [arXiv:1606.09292 [hep-ph]].
- [74] Z. Altin, O. Ozdal and C. S. Un, arXiv:1703.00229 [hep-ph].
- [75] P. Bandyopadhyay, E. J. Chun and J. C. Park, *JHEP* **1106**, 129 (2011) doi:10.1007/JHEP06(2011)129 [arXiv:1105.1652 [hep-ph]].
- [76] P. Bandyopadhyay, E. J. Chun, H. Okada and J. C. Park, *JHEP* **1301**, 079 (2013) doi:10.1007/JHEP01(2013)079 [arXiv:1209.4803 [hep-ph]].
- [77] D. G. Cerdeno and O. Seto, *JCAP* **0908**, 032 (2009) doi:10.1088/1475-7516/2009/08/032 [arXiv:0903.4677 [hep-ph]].
- [78] D. Das and S. Roy, *Phys. Rev. D* **82**, 035002 (2010) doi:10.1103/PhysRevD.82.035002 [arXiv:1003.4381 [hep-ph]].
- [79] W. Wang, J. M. Yang and L. L. You, *JHEP* **1307**, 158 (2013) doi:10.1007/JHEP07(2013)158 [arXiv:1303.6465 [hep-ph]].

- [80] A. Chatterjee, D. Das, B. Mukhopadhyaya and S. K. Rai, *JCAP* **1407**, 023 (2014) doi:10.1088/1475-7516/2014/07/023 [arXiv:1401.2527 [hep-ph]].
- [81] D. G. Cerdeno, M. Peiro and S. Robles, *JCAP* **1408**, 005 (2014) doi:10.1088/1475-7516/2014/08/005 [arXiv:1404.2572 [hep-ph]].
- [82] K. Huitu and H. Waltari, *JHEP* **1411**, 053 (2014) doi:10.1007/JHEP11(2014)053 [arXiv:1405.5330 [hep-ph]].
- [83] D. G. Cerdeno, M. Peiro and S. Robles, *Phys. Rev. D* **91**, no. 12, 123530 (2015) doi:10.1103/PhysRevD.91.123530 [arXiv:1501.01296 [hep-ph]].
- [84] D. G. Cerdeno, M. Peiro and S. Robles, *JCAP* **1604**, no. 04, 011 (2016) doi:10.1088/1475-7516/2016/04/011 [arXiv:1507.08974 [hep-ph]].
- [85] T. Gherghetta, B. von Harling, A. D. Medina, M. A. Schmidt and T. Trott, *Phys. Rev. D* **91**, 105004 (2015) doi:10.1103/PhysRevD.91.105004 [arXiv:1502.07173 [hep-ph]].
- [86] I. Gogoladze, N. Okada and Q. Shafi, *Phys. Lett. B* **672**, 235 (2009) doi:10.1016/j.physletb.2008.12.068 [arXiv:0809.0703 [hep-ph]].
- [87] A. Abada, G. Bhattacharyya, D. Das and C. Weiland, *Phys. Lett. B* **700**, 351 (2011) doi:10.1016/j.physletb.2011.05.020 [arXiv:1011.5037 [hep-ph]].
- [88] Z. Kang, J. Li, T. Li, T. Liu and J. M. Yang, *Eur. Phys. J. C* **76**, no. 5, 270 (2016) doi:10.1140/epjc/s10052-016-4114-9 [arXiv:1102.5644 [hep-ph]].
- [89] M. B. Krauss, T. Ota, W. Porod and W. Winter, *Phys. Rev. D* **84**, 115023 (2011) doi:10.1103/PhysRevD.84.115023 [arXiv:1109.4636 [hep-ph]].
- [90] A. Das and N. Okada, *Phys. Rev. D* **88**, 113001 (2013) doi:10.1103/PhysRevD.88.113001 [arXiv:1207.3734 [hep-ph]].
- [91] I. Gogoladze, B. He and Q. Shafi, *Phys. Lett. B* **718**, 1008 (2013) doi:10.1016/j.physletb.2012.11.043 [arXiv:1209.5984 [hep-ph]].
- [92] M. E. Krauss, W. Porod, F. Staub, A. Abada, A. Vicente and C. Weiland, *Phys. Rev. D* **90**, no. 1, 013008 (2014) doi:10.1103/PhysRevD.90.013008 [arXiv:1312.5318 [hep-ph]].
- [93] E. Fernandez-Martinez, J. Hernandez-Garcia and J. Lopez-Pavon, *JHEP* **1608**, 033 (2016) doi:10.1007/JHEP08(2016)033 [arXiv:1605.08774 [hep-ph]].
- [94] E. Arganda, M. J. Herrero, X. Marcano and C. Weiland, *Phys. Rev. D* **91**, no. 1, 015001 (2015) doi:10.1103/PhysRevD.91.015001 [arXiv:1405.4300 [hep-ph]].
- [95] J. Baglio and C. Weiland, *JHEP* **1704**, 038 (2017) doi:10.1007/JHEP04(2017)038 [arXiv:1612.06403 [hep-ph]].
- [96] J. A. Casas and A. Ibarra, *Nucl. Phys. B* **618**, 171 (2001) doi:10.1016/S0550-3213(01)00475-8 [hep-ph/0103065].
- [97] D. Barducci, G. Belanger, J. Bernon, F. Boudjema, J. Da Silva, S. Kraml, U. Laa and A. Pukhov, arXiv:1606.03834 [hep-ph].
- [98] G. Belanger, F. Boudjema, A. Pukhov and A. Semenov, *Comput. Phys. Commun.* **185**, 960 (2014) doi:10.1016/j.cpc.2013.10.016 [arXiv:1305.0237 [hep-ph]].
- [99] G. Belanger, F. Boudjema, C. Hugonie, A. Pukhov and A. Semenov, *JCAP* **0509**, 001 (2005) doi:10.1088/1475-7516/2005/09/001 [hep-ph/0505142].

- [100] G. Belanger, F. Boudjema, A. Pukhov and A. Semenov, *Comput. Phys. Commun.* **149**, 103 (2002) doi:10.1016/S0010-4655(02)00596-9 [hep-ph/0112278].
- [101] J. Cao, L. Shang, P. Wu, J. M. Yang and Y. Zhang, *Phys. Rev. D* **91**, no. 5, 055005 (2015) doi:10.1103/PhysRevD.91.055005 [arXiv:1410.3239 [hep-ph]].
- [102] T. Han and R. Hempfling, *Phys. Lett. B* **415**, 161 (1997) doi:10.1016/S0370-2693(97)01205-7 [hep-ph/9708264].
- [103] J. M. Alarcon, J. Martin Camalich and J. A. Oller, *Phys. Rev. D* **85**, 051503 (2012) doi:10.1103/PhysRevD.85.051503 [arXiv:1110.3797 [hep-ph]].
- [104] J. M. Alarcon, L. S. Geng, J. Martin Camalich and J. A. Oller, *Phys. Lett. B* **730**, 342 (2014) doi:10.1016/j.physletb.2014.01.065 [arXiv:1209.2870 [hep-ph]].
- [105] L. M. Carpenter, R. Colburn, J. Goodman and T. Linden, *Phys. Rev. D* **94**, no. 5, 055027 (2016) doi:10.1103/PhysRevD.94.055027 [arXiv:1606.04138 [hep-ph]].
- [106] J. Cao, X. Guo, Y. He, P. Wu and Y. Zhang, *Phys. Rev. D* **95**, no. 11, 116001 (2017) doi:10.1103/PhysRevD.95.116001 [arXiv:1612.08522 [hep-ph]].
- [107] EasyScan_HEP, <http://easyscanhep.hepforge.org>.
- [108] F. Staub, *Comput. Phys. Commun.* **185**, 1773 (2014) doi:10.1016/j.cpc.2014.02.018 [arXiv:1309.7223 [hep-ph]].
- [109] F. Staub, *Comput. Phys. Commun.* **184**, 1792 (2013) doi:10.1016/j.cpc.2013.02.019 [arXiv:1207.0906 [hep-ph]].
- [110] F. Staub, arXiv:0806.0538 [hep-ph].
- [111] W. Porod and F. Staub, *Comput. Phys. Commun.* **183**, 2458 (2012) doi:10.1016/j.cpc.2012.05.021 [arXiv:1104.1573 [hep-ph]].
- [112] G. Aad *et al.* [ATLAS and CMS Collaborations], *JHEP* **1608**, 045 (2016) doi:10.1007/JHEP08(2016)045 [arXiv:1606.02266 [hep-ex]].
- [113] P. Bechtle, S. Heinemeyer, O. Stal, T. Stefaniak and G. Weiglein, *Eur. Phys. J. C* **75**, no. 9, 421 (2015) doi:10.1140/epjc/s10052-015-3650-z [arXiv:1507.06706 [hep-ph]].
- [114] P. Bechtle, S. Heinemeyer, O. Stol, T. Stefaniak and G. Weiglein, *JHEP* **1411**, 039 (2014) doi:10.1007/JHEP11(2014)039 [arXiv:1403.1582 [hep-ph]].
- [115] see website: www-glast.stanford.edu/pub_data/1048
- [116] L. M. Carpenter, R. Colburn, J. Goodman and T. Linden, *Phys. Rev. D* **94**, no. 5, 055027 (2016) doi:10.1103/PhysRevD.94.055027 [arXiv:1606.04138 [hep-ph]].
- [117] X. J. Huang, C. C. Wei, Y. L. Wu, W. H. Zhang and Y. F. Zhou, *Phys. Rev. D* **95**, no. 6, 063021 (2017) doi:10.1103/PhysRevD.95.063021 [arXiv:1611.01983 [hep-ph]].
- [118] G. Aad *et al.* [ATLAS Collaboration], *Phys. Rev. D* **90**, no. 5, 052008 (2014) doi:10.1103/PhysRevD.90.052008 [arXiv:1407.0608 [hep-ex]].
- [119] V. Khachatryan *et al.* [CMS Collaboration], *Eur. Phys. J. C* **75**, no. 5, 235 (2015) doi:10.1140/epjc/s10052-015-3451-4 [arXiv:1408.3583 [hep-ex]].
- [120] G. Aad *et al.* [ATLAS Collaboration], *Eur. Phys. J. C* **75**, no. 7, 299 (2015) Erratum: [*Eur. Phys. J. C* **75**, no. 9, 408 (2015)] doi:10.1140/epjc/s10052-015-3517-3, 10.1140/epjc/s10052-015-3639-7 [arXiv:1502.01518 [hep-ex]].

- [121] M. Aaboud *et al.* [ATLAS Collaboration], Phys. Rev. D **94**, no. 3, 032005 (2016) doi:10.1103/PhysRevD.94.032005 [arXiv:1604.07773 [hep-ex]].
- [122] D. Dercks, N. Desai, J. S. Kim, K. Rolbiecki, J. Tattersall and T. Weber, arXiv:1611.09856 [hep-ph].
- [123] J. S. Kim, D. Schmeier, J. Tattersall and K. Rolbiecki, Comput. Phys. Commun. **196**, 535 (2015) doi:10.1016/j.cpc.2015.06.002 [arXiv:1503.01123 [hep-ph]].
- [124] M. Drees, H. Dreiner, D. Schmeier, J. Tattersall and J. S. Kim, Comput. Phys. Commun. **187**, 227 (2015) doi:10.1016/j.cpc.2014.10.018 [arXiv:1312.2591 [hep-ph]].
- [125] G. Aad *et al.* [ATLAS Collaboration], JHEP **1410**, 096 (2014) doi:10.1007/JHEP10(2014)096 [arXiv:1407.0350 [hep-ex]].
- [126] V. Khachatryan *et al.* [CMS Collaboration], JHEP **1704**, 018 (2017) doi:10.1007/JHEP04(2017)018 [arXiv:1610.04870 [hep-ex]].
- [127] The ATLAS Collaboration, ATLAS-CONF-2017-035, <https://twiki.cern.ch/twiki/bin/view/AtlasPublic/CONFnotes>
- [128] C. Degrande, C. Duhr, B. Fuks, D. Grellscheid, O. Mattelaer and T. Reiter, Comput. Phys. Commun. **183**, 1201 (2012) doi:10.1016/j.cpc.2012.01.022 [arXiv:1108.2040 [hep-ph]].
- [129] J. Alwall *et al.*, JHEP **1407**, 079 (2014) doi:10.1007/JHEP07(2014)079 [arXiv:1405.0301 [hep-ph]].
- [130] J. Alwall, M. Herquet, F. Maltoni, O. Mattelaer and T. Stelzer, JHEP **1106**, 128 (2011) doi:10.1007/JHEP06(2011)128 [arXiv:1106.0522 [hep-ph]].
- [131] T. Sjostrand, S. Mrenna and P. Z. Skands, JHEP **0605**, 026 (2006) doi:10.1088/1126-6708/2006/05/026 [hep-ph/0603175].
- [132] J. de Favereau *et al.* [DELPHES 3 Collaboration], JHEP **1402**, 057 (2014) doi:10.1007/JHEP02(2014)057 [arXiv:1307.6346 [hep-ex]].
- [133] W. Beenakker, R. Hopker and M. Spira, hep-ph/9611232.
- [134] J. Cao, Y. He, L. Shang, W. Su and Y. Zhang, JHEP **1608**, 037 (2016) doi:10.1007/JHEP08(2016)037 [arXiv:1606.04416 [hep-ph]].
- [135] A. Das, P. S. Bhupal Dev and N. Okada, Phys. Lett. B **735**, 364 (2014) doi:10.1016/j.physletb.2014.06.058 [arXiv:1405.0177 [hep-ph]].
- [136] A. Das, P. Konar and S. Majhi, JHEP **1606**, 019 (2016) doi:10.1007/JHEP06(2016)019 [arXiv:1604.00608 [hep-ph]].
- [137] A. Das, arXiv:1701.04946 [hep-ph].
- [138] A. Das and N. Okada, arXiv:1702.04668 [hep-ph].
- [139] S. Banerjee, G. Blanger, B. Mukhopadhyaya and P. D. Serpico, JHEP **1607**, 095 (2016) doi:10.1007/JHEP07(2016)095 [arXiv:1603.08834 [hep-ph]].
- [140] N. Chakrabarty, A. Chatterjee and B. Mukhopadhyaya, arXiv:1411.7226 [hep-ph].
- [141] C. Arina, M. E. C. Catalan, S. Kraml, S. Kulkarni and U. Laa, JHEP **1505**, 142 (2015) doi:10.1007/JHEP05(2015)142 [arXiv:1503.02960 [hep-ph]].
- [142] C. Arina and M. E. Cabrera, JHEP **1404**, 100 (2014) doi:10.1007/JHEP04(2014)100 [arXiv:1311.6549 [hep-ph]].

- [143] A. Das and N. Okada, Phys. Rev. D **93**, no. 3, 033003 (2016)
doi:10.1103/PhysRevD.93.033003 [arXiv:1510.04790 [hep-ph]].