

# QUADRATIC FORMS AND SOBOLEV SPACES OF FRACTIONAL ORDER

KAI-UWE BUX, MORITZ KASSMANN, AND TIM SCHULZE

ABSTRACT. We study quadratic functionals on  $L^2(\mathbb{R}^d)$  that generate seminorms in the fractional Sobolev space  $H^s(\mathbb{R}^d)$  for  $0 < s < 1$ . The functionals under consideration appear in the study of Markov jump processes and, independently, in recent research on the Boltzmann equation. The functional measures differentiability of a function  $f$  in a similar way as the seminorm of  $H^s(\mathbb{R}^d)$ . The major difference is that differences  $f(y) - f(x)$  are taken into account only if  $y$  lies in some double cone with apex at  $x$  or vice versa. The configuration of double cones is allowed to be inhomogeneous without any assumption on the spatial regularity. We prove that the resulting seminorm is comparable to the standard one of  $H^s(\mathbb{R}^d)$ . The proof follows from a similar result on discrete quadratic forms in  $\mathbb{Z}^d$ , which is our second main result. We establish a general scheme for discrete approximations of nonlocal quadratic forms. Applications to Markov jump processes are discussed.

## 1. INTRODUCTION

The Sobolev-Slobodeckii space  $H^s(\mathbb{R}^d)$ ,  $0 < s < 1$ , can be defined as the set of all functions  $f \in L^2(\mathbb{R}^d)$  such that the seminorm

$$\int_{\mathbb{R}^d \times \mathbb{R}^d} (f(y) - f(x))^2 |x - y|^{-d-2s} \, d(x, y) \quad (1)$$

is finite, see the original work [12] or the monographs [10, 1, 2]. The normed space is complete and, together with its modifications for domains in  $\mathbb{R}^d$ , is of fundamental importance in the field of Partial Differential Equations. In this article, we adopt the common notation from Stochastic Analysis, where  $H^s(\mathbb{R}^d)$  usually is denoted by  $H^{\alpha/2}(\mathbb{R}^d)$  with  $\alpha = 2s \in (0, 2)$ . The corresponding stochastic process is called  $\alpha$ -stable process, which explains the usage of  $\alpha$  here.

We study seminorms on  $L^2(\mathbb{R}^d)$ , which are very similar but smaller than (1) because we consider differences  $f(y) - f(x)$  only if  $y$  lies in some double cone with

---

*Date:* July 31, 2017.

*2010 Mathematics Subject Classification.* 47G20, 46E35, 60J65.

*Key words and phrases.* fractional Sobolev spaces, comparability of seminorms, nonlocal Dirichlet forms, discrete approximation of integral forms, Boltzmann equation.

Financial support by the DFG through the CRCs 701 and 1283 is acknowledged.

apex at  $x$ . Below, we explain where and why the corresponding quadratic forms appear naturally. In order to formulate our main result, let us fix some notation. By  $V$  we denote a double cone in  $\mathbb{R}^d$  with apex at  $0 \in \mathbb{R}^d$ , symmetry axis  $v \in \mathbb{R}^d$ , and apex angle  $\vartheta \in (0, \frac{\pi}{2}]$ . Let  $\mathcal{V} = (0, \frac{\pi}{2}] \times \mathbb{P}_{\mathbb{R}}^{d-1}$  denote the family of all such double cones. For  $x \in \mathbb{R}^d$ , we define a shifted double cone by  $V[x] = V + x$ . A mapping  $\Gamma : \mathbb{R}^d \rightarrow \mathcal{V}$  is called a configuration. If  $\Gamma$  is a configuration with the property that the infimum  $\vartheta$  over all apex angles of cones in  $\Gamma(\mathbb{R}^d)$  is positive, then  $\Gamma$  is called  $\vartheta$ -bounded. If in addition

$$\{ (x, y) \in \mathbb{R}^d \times \mathbb{R}^d \mid y - x \in \Gamma(x) \} \text{ is a Borel set in } \mathbb{R}^d \times \mathbb{R}^d, \quad (\text{M})$$

then  $\Gamma$  is called  $\vartheta$ -admissible. For  $x \in \mathbb{R}^d$  and  $\Gamma$  a configuration, we define  $V^\Gamma[x] = x + \Gamma(x)$ .

One of our main results is the following theorem.

**Theorem 1.1.** *Let  $\Gamma$  be a  $\vartheta$ -admissible configuration and  $\alpha \in (0, 2)$ . Let  $k : \mathbb{R}^d \times \mathbb{R}^d \rightarrow [0, \infty]$  be a measurable function satisfying  $k(x, y) = k(y, x)$  and*

$$\Lambda^{-1}(\mathbb{1}_{V^\Gamma[x]}(y) + \mathbb{1}_{V^\Gamma[y]}(x))|x - y|^{-d-\alpha} \leq k(x, y) \leq \Lambda|x - y|^{-d-\alpha}, \quad (2)$$

for all  $x$  and  $y$ , where  $\Lambda \geq 1$  is some constant. Then there is a constant  $c \geq 1$  such that for every ball  $B \subset \mathbb{R}^d$  and for every  $f \in L^2(B)$ , the inequality

$$\int_{B \times B} (f(x) - f(y))^2 |x - y|^{-d-\alpha} d(x, y) \leq c \int_{B \times B} (f(x) - f(y))^2 k(x, y) d(x, y) \quad (3)$$

holds.

The constant  $c$  depends on  $\Lambda$ , the dimension  $d$  and  $\vartheta$ . It is independent of  $k$  and  $\Gamma$ . For  $0 < \alpha_0 \leq \alpha < 2$ , the constant  $c$  depends on  $\alpha_0$  but not on  $\alpha$ .

Note that the reverse inequality in (3) trivially holds true.

*Remark 1.2.* One strength of the theorem is that there are only two essential assumptions, namely, that the infimum of the apex angles of double cones is required to be positive and that the set

$$\{ (x, y) \in \mathbb{R}^d \times \mathbb{R}^d \mid y - x \in \Gamma(x) \}$$

is a Borel set in  $\mathbb{R}^d \times \mathbb{R}^d$ . Other than that, the symmetry axis of the double cone and the apex angle might depend on the center in an arbitrary way. Note that the last condition (M) is nothing else but the measurability of the function  $v : \mathbb{R}^d \times \mathbb{R}^d \rightarrow \mathbb{R}$ ,  $v(x, y) = \mathbb{1}_{V^\Gamma[x]}(y)$ , which is important in light of (2).

A similar result like [Theorem 1.1](#) has recently been provided in [8, Lemma A.6]. One difference between the two results is that [Theorem 1.1](#) provides comparability on every ball. This property is important for applications, e.g., for regularity results, cf. [6, Condition (A)], and when studying function spaces over bounded

sets, cf. [Theorem 1.4](#). Another difference concerns the class of cones considered. In our setup, it is generally not true that two double cones  $x + \Gamma(x)$  and  $y + \Gamma(y)$  have a nonempty intersection. This is different in the framework of [\[8\]](#), cf. Lemma A.5 therein. On the other hand, we consider classical double cones and not more general union of rays.

The proof of our main result is based on discrete approximations of the quadratic forms involved. We establish a general scheme of how to approximate a given nonlocal quadratic form on  $L^2(\mathbb{R}^d)$  through a sequence of discrete quadratic forms. We provide a discrete analog of [Theorem 1.1](#) that implies [Theorem 1.1](#). We hope the discrete result itself to be useful in different fields, e.g., when studying random walks in inhomogeneous or random media. Let us formulate our main result in the discrete setup.

**Theorem 1.3.** *Let  $\Gamma$  be a  $\vartheta$ -bounded configuration and  $\alpha \in (0, 2)$ . Let  $\omega : \mathbb{Z}^d \times \mathbb{Z}^d \rightarrow [0, \infty]$  be a function satisfying  $\omega(x, y) = \omega(y, x)$  and*

$$\Lambda^{-1}(\mathbb{1}_{V\Gamma[x]}(y) + \mathbb{1}_{V\Gamma[y]}(x))|x - y|^{-d-\alpha} \leq \omega(x, y) \leq \Lambda|x - y|^{-d-\alpha} \quad (4)$$

for  $|x - y| > R_0$ , where  $R_0 > 0$ ,  $\Lambda \geq 1$  are some constants. There exist constants  $\kappa \geq 1, c \geq 1$  such that for every  $R > 0$ ,  $x_0 \in \mathbb{R}^d$  and every function  $f : (B_{\kappa R}(x_0) \cap \mathbb{Z}^d) \rightarrow \mathbb{R}$ , the inequality

$$\sum_{\substack{x, y \in B_R(x_0) \cap \mathbb{Z}^d \\ |x - y| > R_0}} (f(x) - f(y))^2 |x - y|^{-d-\alpha} \leq c \sum_{\substack{x, y \in B_{\kappa R}(x_0) \cap \mathbb{Z}^d \\ |x - y| > R_0}} (f(x) - f(y))^2 \omega(x, y)$$

holds.

The constant  $c$  depends on  $\Lambda, \vartheta, R_0$  and on the dimension  $d$ . It does not depend on  $\omega$  and  $\Gamma$ .

Let us present the motivation for [Theorem 1.1](#) and provide some applications.

One motivation for our research stems from recent contributions to the study of the Boltzmann equation. [\[11\]](#) provides an approach to the Boltzmann equation, which makes use of recent regularity results for integrodifferential operators. This approach works without imposing cut-off conditions on the collision kernel. It turns out that this approach leads to integrodifferential operators with kernels  $k(x, y)$  similar to those that we study here. [\[8\]](#) develops a regularity theory to the Boltzmann equation based on the approach of [\[11\]](#).

The first application concerns function spaces. For a domain  $\Omega \subset \mathbb{R}^d$ , we consider the Hilbert space

$$H_k(\Omega) = \{ f \in L^2(\Omega) \mid |f|_{H_k(\Omega)} < \infty \}$$

where the seminorm  $|f|_{H_k(\Omega)}$  is given by

$$|f|_{H_k(\Omega)} = \int_{\Omega \times \Omega} (f(y) - f(x))^2 k(x, y) \, d(x, y).$$

We endow  $H_k(\Omega)$  with the norm  $\|f\|_{H_k(\Omega)}$ ,  $\|f\|_{H_k(\Omega)}^2 = \|f\|_{L^2(\Omega)}^2 + |f|_{H_k(\Omega)}^2$ . The space  $H^{\frac{\alpha}{2}}(\Omega)$  is defined as the Hilbert space of all  $f \in L^2(\Omega)$  such that the seminorm  $|f|_{H^{\frac{\alpha}{2}}(\Omega)}$  is finite. We denote the norm on  $H^{\frac{\alpha}{2}}(\Omega)$  by  $\|f\|_{H^{\frac{\alpha}{2}}(\Omega)}$ . Note that  $|\cdot|_{H^{\frac{\alpha}{2}}(\Omega)}$  dominates  $|\cdot|_{H_k(\Omega)}$  because of (2). Hence  $\|\cdot\|_{H^{\frac{\alpha}{2}}(\Omega)}$  dominates  $\|\cdot\|_{H_k(\Omega)}$  and we can deduce the following inclusion:

$$H^{\frac{\alpha}{2}}(\Omega) \subset H_k(\Omega). \quad (5)$$

As we will show, [Theorem 1.3](#) implies the reverse implication if  $\Omega$  is a bounded Lipschitz domain. We will prove the following result in [Section 3](#).

**Theorem 1.4.** *Let  $\Omega \subset \mathbb{R}^d$  be a bounded Lipschitz domain. Then  $H_k(\Omega) = H^{\frac{\alpha}{2}}(\Omega)$ . The seminorms  $|\cdot|_{H_k(\Omega)}$  and  $|\cdot|_{H^{\frac{\alpha}{2}}(\Omega)}$  and the corresponding norms are comparable on  $H_k(\Omega)$ . Moreover, the subspace  $C^\infty(\overline{\Omega})$  is dense in  $H_k(\Omega)$ .*

*In addition  $H_k(\mathbb{R}^d) = H^{\frac{\alpha}{2}}(\mathbb{R}^d)$  and the seminorms  $|\cdot|_{H_k(\mathbb{R}^d)}$  and  $|\cdot|_{H^{\frac{\alpha}{2}}(\mathbb{R}^d)}$  and the corresponding norms are comparable on  $H_k(\mathbb{R}^d)$ . The subspace  $C_c^\infty(\mathbb{R}^d)$  of smooth functions with compact support in  $\mathbb{R}^d$  is dense in  $H_k(\mathbb{R}^d)$ .*

As mentioned above, [Theorem 1.1](#) has direct significance for the theory of Markov jump processes. Let us recall that a bilinear symmetric closed form  $(\mathcal{E}, \mathcal{D}(\mathcal{E}))$  on  $L^2(\mathbb{R}^d)$  is called Dirichlet form if it is Markovian, e.g., if for every  $u \in \mathcal{D}(\mathcal{E})$  the function  $v = (u \wedge 1) \vee 0$  belongs to  $\mathcal{D}(\mathcal{E})$  and satisfies  $\mathcal{E}(v, v) \leq \mathcal{E}(u, u)$ . See [7, Section 1.1] for this definition plus comments and examples. A Dirichlet form  $(\mathcal{E}, \mathcal{D}(\mathcal{E}))$  on  $L^2(\mathbb{R}^d)$  is called regular if  $C_c(\mathbb{R}^d) \cap \mathcal{D}(\mathcal{E})$  is dense in  $C_c(\mathbb{R}^d)$  w.r.t. the supremum norm as well as in  $\mathcal{D}(\mathcal{E})$  w.r.t. the norm  $(\mathcal{E}(u, u) + (u, u))^{\frac{1}{2}}$ . A major result is that every regular Dirichlet form  $(\mathcal{E}, \mathcal{D}(\mathcal{E}))$  on  $L^2(\mathbb{R}^d)$  corresponds to a symmetric strong Markov process on  $(\mathbb{R}^d, \mathcal{B}(\mathbb{R}^d))$ , whose Dirichlet form is given by  $(\mathcal{E}, \mathcal{D}(\mathcal{E}))$ , cf. [7, Theorem 7.2.1]. Note that the rotationally symmetric  $\alpha$ -stable process is the strong Markov process that corresponds to the regular Dirichlet form  $(\mathcal{E}^\alpha, H^{\alpha/2}(\mathbb{R}^d))$  on  $L^2(\mathbb{R}^d)$ , where

$$\mathcal{E}^\alpha(f, g) = \int_{\mathbb{R}^d \times \mathbb{R}^d} (f(y) - f(x))(g(y) - g(x)) |x - y|^{-d-\alpha} \, d(x, y).$$

[Theorem 1.1](#) immediately implies the following result.

**Corollary 1.5.** *The Dirichlet form  $(\mathcal{E}, \mathcal{F})$  on  $L^2(\mathbb{R}^d)$  with  $\mathcal{F} = H^{\alpha/2}(\mathbb{R}^d)$  and*

$$\mathcal{E}(f, g) = \int_{\mathbb{R}^d \times \mathbb{R}^d} (f(y) - f(x))(g(y) - g(x)) k(x, y) \, d(x, y),$$

*is a regular Dirichlet form on  $L^2(\mathbb{R}^d)$ . There exists a corresponding strong Markov process.*

The corresponding stochastic process is an interesting subject for further research. Presumably, it shares several properties with the related rotationally symmetric  $\alpha$ -stable process. Establishing sharp pointwise heat kernel estimates and, if applicable, the Feller property constitute interesting but challenging tasks.

Another application concerns regularity of solutions to integrodifferential equations. We can apply recent results of [6] and establish a weak Harnack inequality and Hölder a priori estimates to corresponding weak solutions.

**Corollary 1.6.** *Assume  $\alpha \in (0, 2)$ ,  $k(x, y)$  is as in [Theorem 1.1](#),  $\Omega \subset \mathbb{R}^d$  is open and  $f \in L^{q/\alpha}(\Omega)$  for  $q > d$ . Then every weak solution  $u : \mathbb{R}^d \rightarrow \mathbb{R}$  to*

$$\lim_{\varepsilon \rightarrow 0^+} \int_{\mathbb{R}^d \setminus B_\varepsilon(x)} (u(y) - u(x)) k(x, y) \, dy = f \quad (x \in \Omega),$$

*satisfies a weak Harnack inequality and is Hölder regular in the interior of  $\Omega$ .*

The proof uses the regularity result of [6]. It relies on [Theorem 1.1](#), which ensures that condition (A) of [6] is satisfied. Condition (B) is easily verified for the classical choice of Lipschitz continuous cutoff-functions.

This article is organized as follows. In [Section 2](#) we provide the technical definitions and explain the set-up in detail. In [Section 3](#) we explain how [Theorem 1.1](#) is derived from [Theorem 1.3](#). To this end, we formulate a rescaled version of [Theorem 1.3](#) on  $h\mathbb{Z}^d$  for  $h > 0$ , [Corollary 3.1](#), and consider the limit procedure  $h \searrow 0$ . We also provide the proof of [Theorem 1.4](#). In [Section 5](#) we provide the main tool for the proof of [Theorem 1.3](#), which is [Theorem 5.15](#). Since the main ideas can be better communicated when working in the Euclidean space rather than the integral lattice, we present this case separately in [Section 4](#). [Section 6](#) finally contains the proof of [Theorem 1.3](#).

## 2. SET-UP, DEFINITIONS AND PRELIMINARIES

The aim of this section to provide the framework of [Theorem 1.1](#) and auxiliary results needed to deduce [Theorem 1.1](#) from [Theorem 1.3](#).

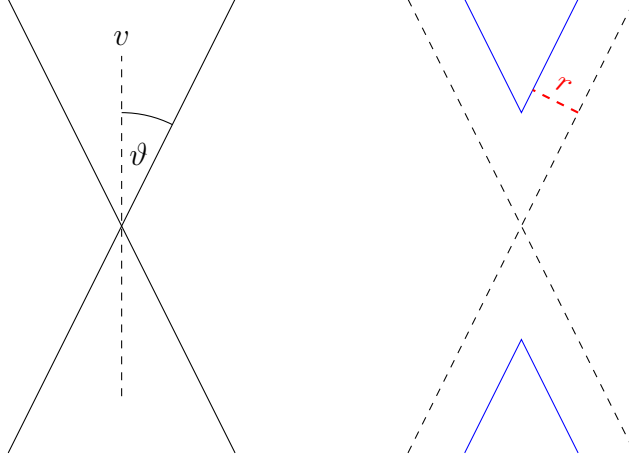


FIGURE 1. Example of a cone  $V(v, \vartheta)$  and a double half-cone  $V_r(v, \vartheta)$  for  $d = 2$

**Definition 2.1.** Given  $v \in \mathcal{S}^{d-1}$  and  $\vartheta \in (0, \frac{\pi}{2}]$  we define a *cone* by

$$\tilde{V} = \tilde{V}(v, \vartheta) = \left\{ h \in \mathbb{R}^d \mid h \neq 0, \frac{\langle v, h \rangle}{|h|} > \cos(\vartheta) \right\}.$$

Let  $\tilde{\mathcal{V}}$  denote the family of all cones. We denote the corresponding *double cone* by  $V$ , i.e.

$$V = V(v, \vartheta) = \tilde{V} \cup (-\tilde{V}).$$

The set  $\mathcal{V}$  of all double cones is simply the manifold  $(0, \frac{\pi}{2}] \times \mathbb{P}_{\mathbb{R}}^{d-1}$ , where  $\mathbb{P}_{\mathbb{R}}^{d-1}$  is the real projective space of dimension  $d - 1$ . For  $x \in \mathbb{R}^d$  we define a *shifted cone* by  $\tilde{V}[x] = \tilde{V} + x$  and a *shifted double cone* by  $V[x] = V + x$ .

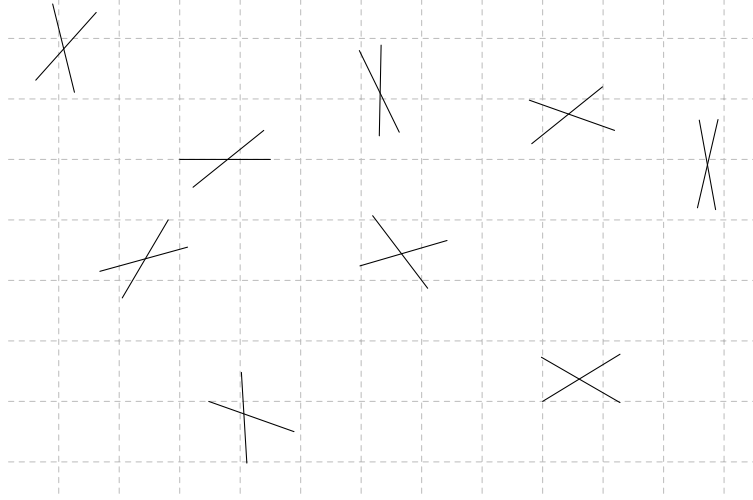
For  $r > 0$  we call the set  $V_r = V_r(v, \vartheta) = \{y \in V \mid \overline{B_r(y)} \subset V\}$  a *double half-cone*. A mapping  $\Gamma : \mathbb{R}^d \rightarrow \mathcal{V}$  is called *configuration*. If  $\Gamma$  is a configuration with the property that the infimum  $\vartheta$  over all apex angles of cones in  $\Gamma(\mathbb{R}^d)$  is positive, then  $\Gamma$  is called  $\vartheta$ -*bounded*. If  $\Gamma$  is a  $\vartheta$ -bounded configuration and

$$\left\{ (x, y) \in \mathbb{R}^d \times \mathbb{R}^d \mid y - x \in \Gamma(x) \right\} \text{ is a Borel set in } \mathbb{R}^d \times \mathbb{R}^d, \quad (\text{M})$$

then  $\Gamma$  is called  $\vartheta$ -*admissible*, cf. [Remark 1.2](#). For  $x \in \mathbb{R}^d$  and  $\Gamma$  a configuration, we define  $V^\Gamma[x] = x + \Gamma(x)$  and analogously for  $r > 0$

$$V_r^\Gamma[x] = \left\{ y \in V^\Gamma[x] \mid \overline{B_r(y)} \subset V^\Gamma[x] \right\}.$$

One key observation of our approach is that the large, possibly uncountable, family of cones generated by a  $\vartheta$ -admissible configuration  $\Gamma$  can be reduced to a finite family of cones.


 FIGURE 2. A possible configuration  $\Gamma$ 

**Lemma 2.2.** *Let  $\Gamma$  be a  $\vartheta$ -bounded configuration. There are numbers  $L \in \mathbb{N}$  and  $\theta \in (0, \frac{\pi}{2}]$ , and double cones  $V^1, \dots, V^L$  centered at 0 with apex angle  $\theta$  and symmetry axis  $v^1, \dots, v^L \in \mathcal{S}^{d-1}$  such that*

$$\forall x \in \mathbb{R}^d \exists m \in \{1, \dots, L\} : V^m \subset \Gamma(x).$$

*The constants  $L$  and  $\theta$  depend on the dimension  $d$  and  $\vartheta$  but not on  $\Gamma$  itself.*

*Proof.* Obviously

$$\mathcal{S}^{d-1} \subset \bigcup_{v \in \mathcal{S}^{d-1}} V\left(v, \frac{\vartheta}{3}\right)$$

where  $\mathcal{S}^{d-1}$  is the unit sphere in  $\mathbb{R}^d$ . Since  $\mathcal{S}^{d-1}$  is compact and the right hand side is an open cover of  $\mathcal{S}^{d-1}$ , one can choose finite many  $v^1, \dots, v^L \in \mathcal{S}^{d-1}$  such that

$$\mathcal{S}^{d-1} \subset \bigcup_{m=1}^L V\left(v^m, \frac{\vartheta}{3}\right).$$

Define  $V^m = V\left(v^m, \frac{\vartheta}{3}\right)$  for  $m = 1, \dots, L$ . Now the claim follows with  $\theta = \vartheta/3$ . ■

**Definition 2.3.** In the sequel, we write  $V^m[x]$  instead of  $V^m + x$ . We call the set  $\{V^m | 1 \leq i \leq L\}$  the *family of reference cones* associated to  $\Gamma$ . Each element is called a *reference cone*. Analogous to [Definition 2.1](#) we set

$$V_r^m = \{u \in V^m \mid \overline{B_r} \subset V^m\}, \quad V_r^m[x] = V_r^m + x.$$

With help of [Lemma 2.2](#) we can define a new configuration that has useful properties. The following corollary is the key tool for our reasoning in [Section 4](#) and [Section 5](#).

**Corollary 2.4.** *Let  $\Gamma$  be a  $\vartheta$ -bounded configuration. Then there exists another configuration  $\tilde{\Gamma}$  that fulfills  $\#\tilde{\Gamma}(\mathbb{R}^d) < \infty$  and for every  $x \in \mathbb{R}^d$*

$$\tilde{\Gamma}(x) \subset \Gamma(x).$$

*The minimum of apex angles of cones in  $\tilde{\Gamma}(\mathbb{R}^d)$  is  $\vartheta$ .*

*Proof.* Let  $V^1, \dots, V^L$  be the double cones from the preceding lemma. Define sets

$$\begin{aligned} M_1 &= \{x \in \mathbb{R}^d \mid V^1 \subset \Gamma(x)\} \\ M_2 &= \{x \in \mathbb{R}^d \mid V^2 \subset \Gamma(x)\} \setminus M_1 \\ &\vdots \\ M_L &= \{x \in \mathbb{R}^d \mid V^L \subset \Gamma(x)\} \setminus M_{L-1}. \end{aligned}$$

Now

$$\mathbb{R}^d = \bigcup_{1 \leq i \leq L} M_i$$

and this union is disjoint. Define  $\tilde{\Gamma} : \mathbb{R}^d \rightarrow \mathcal{V}, x \mapsto V^i$  for  $x \in M_i$  and arrive at the assertion.  $\blacksquare$

**Definition 2.5.** For  $h > 0$  and  $u = (u_1, \dots, u_d) \in \mathbb{R}^d$  let

$$A_h(u) = \{x \in \mathbb{R}^d \mid \|x - u\|_\infty < h/2\}$$

the open cube with center  $u$ . The half-closed cube with center  $u$  will be denoted by

$$\tilde{A}_h(u) = \prod_{i=1}^d \left[ u_i - \frac{h}{2}, u_i + \frac{h}{2} \right).$$

*Remark 2.6.* Half-closed cubes are only needed in one proof in [Section 3](#).

Let  $\Gamma$  be a  $\vartheta$ -admissible configuration and  $\{V^1, \dots, V^L\}$  a family of reference cones according to [Lemma 2.2](#). Then our assumption [\(M\)](#) implies for any  $V \in \mathcal{V}$  that the set

$$\{x \in \mathbb{R}^d \mid V \subset \Gamma(x)\}$$

is Lebesgue measurable. This implication is due to [\[3, Thm. 4.4\]](#).

Given  $h > 0, u \in \mathbb{R}^d$  and  $m \in \{1, \dots, L\}$ , we set

$$A_h^m(u) = \{x \in A_h(u) \mid V^m \subset \Gamma(x)\}.$$

An index  $m \in \{1, \dots, L\}$  is called  *$h$ -favored by majority at  $u$*  (or short:  *$h$ -favored index at  $u$* ) if

$$\lambda_d(A_h^m(u)) = \max_{i \in \{1, \dots, L\}} \lambda_d(A_h^i(u)).$$



Here  $\lambda_d$  is the Lebesgue measure on  $\mathbb{R}^d$ . Note that  $\lambda_d(A_h^m(u)) \geq L^{-1}\lambda_d(A_h(u))$  for every  $h$ -favored index at  $u$ . This follows directly from

$$A_h(u) = \bigcup_{i \in \{1, \dots, L\}} A_h^i(u).$$

It is clear that the choice of a  $h$ -favored index is in general not unique.

Now we state an elementary result for the intersection of cones which will be very helpful for us.

**Lemma 2.7.** *Let  $V$  be a cone with apex angle  $\vartheta$  and let  $h > 0$ . Then for each  $x \in \mathbb{R}^d$  and each  $\xi \in A_h(x)$*

$$V_{h\sqrt{d}}[\xi] \subset V_{\frac{h}{2}\sqrt{d}}[x] \subset V[\xi].$$

*In other words*

$$\bigcup_{\xi \in A_h(x)} V_{h\sqrt{d}}[\xi] \subset V_{\frac{h}{2}\sqrt{d}}[x] \subset \bigcap_{\xi \in A_h(x)} V[\xi].$$

*Proof.* Let  $\ell > 0$ . Notice

$$\begin{aligned} \zeta \in \bigcap_{\xi \in \overline{B_\ell}} V[\xi] &\Leftrightarrow \forall \xi \in \overline{B_\ell} : \zeta - \xi \in V \\ &\Leftrightarrow \zeta - \overline{B_\ell} \subset V \\ &\Leftrightarrow \overline{B_\ell(\zeta)} \subset V \\ &\Leftrightarrow \zeta \in V_\ell. \end{aligned}$$

This means

$$V_\ell = \bigcap_{\xi \in \overline{B_\ell}} V[\xi]. \quad (6)$$

On the other hand, for  $\zeta \in V_{2\ell}$ , we have  $\overline{B_\ell(\zeta)} \subset V_\ell$ . This is equivalent to

$$\forall \zeta \in V_{2\ell} \quad \forall \xi \in \overline{B_\ell} : \zeta + \xi \in V_\ell.$$

In other words

$$\bigcup_{\xi \in \overline{B_\ell}} V_{2\ell}[\xi] \subset V_\ell. \quad (7)$$

From (6) and (7) we conclude for every  $\xi \in \overline{B_\ell}$

$$V_{2\ell}[\xi] \subset V_\ell \subset V[\xi].$$

Translation by  $x \in \mathbb{R}^d$  yields

$$V_{2\ell}[\xi] \subset V_\ell[x] \subset V[\xi] \quad \forall \xi \in \overline{B_\ell(x)}.$$

Now set  $\ell = \frac{h}{2}\sqrt{d}$  and observe that  $A_h(x) \subset \overline{B_\ell(x)}$ . ■

## 3. APPLICATION OF THE DISCRETE PROBLEM

In this section, we show how to derive [Theorem 1.1](#) from [Theorem 1.3](#). The idea is to provide an  $h\mathbb{Z}^d$ -Version of [Theorem 1.3](#), applying it to a discrete version of the kernel  $k$  from [Theorem 1.1](#) and then pass to the limit  $h \rightarrow 0$ . We also prove [Theorem 1.4](#).

By scaling, we can deduce the following  $h\mathbb{Z}^d$ -Version from [Theorem 1.3](#).

**Corollary 3.1.** *Let  $\Gamma$  be a  $\vartheta$ -bounded configuration and let  $h > 0$ . Let  $\omega : h\mathbb{Z}^d \times h\mathbb{Z}^d \rightarrow [0, \infty]$  be a function satisfying  $\omega(x, y) = \omega(y, x)$  and*

$$\Lambda^{-1}(\mathbb{1}_{V^\Gamma[x]}(y) + \mathbb{1}_{V^\Gamma[y]}(x))|x - y|^{-d-\alpha} \leq \omega(x, y) \leq \Lambda|x - y|^{-d-\alpha} \quad (8)$$

for  $|x - y| > R_0h$ , where  $R_0 > 0$ ,  $\Lambda \geq 1$  are some constants. There exist constants  $\kappa \geq 1$  and  $c > 0$ , such that for every  $R > 0$ , every  $x_0 \in \mathbb{R}^d$ , and every function  $f : (B_{\kappa R} \cap h\mathbb{Z}^d) \rightarrow \mathbb{R}$ , the inequality

$$c \sum_{\substack{x, y \in B_R \cap h\mathbb{Z}^d \\ |x - y| > R_0h}} (f(x) - f(y))^2 |x - y|^{-d-\alpha} \leq \sum_{\substack{x, y \in B_{\kappa R} \cap h\mathbb{Z}^d \\ |x - y| > R_0h}} (f(x) - f(y))^2 \omega(x, y)$$

holds. The constant  $c$  depends on  $\Lambda, \vartheta, R_0$  and on the dimension  $d$ . It does not depend on  $\omega, \Gamma$  and  $h$ .

*Proof.* Let:

$$M = \left\{ \omega : h\mathbb{Z}^d \times h\mathbb{Z}^d \rightarrow [0, \infty] \left| \begin{array}{l} \omega(x, y) = \omega(y, x) \text{ and} \\ (8) \text{ for some configuration } \Gamma \text{ with } \vartheta > 0 \end{array} \right. \right\}$$

$$N = \left\{ \omega : \mathbb{Z}^d \times \mathbb{Z}^d \rightarrow [0, \infty] \left| \begin{array}{l} \omega(x, y) = \omega(y, x) \text{ and} \\ (4) \text{ for some configuration } \Gamma \text{ with } \vartheta > 0 \end{array} \right. \right\}$$

Every element  $\omega \in M$  is of the form  $h^{-d-\alpha}\tilde{\omega}(h^{-1}x, h^{-1}y)$  for some  $\tilde{\omega} \in N$ . If  $R > 0, x_0 \in \mathbb{R}^d$  and  $f : B_{\kappa R}(x_0) \cap h\mathbb{Z}^d \rightarrow \mathbb{R}$  is some function, we define the function  $g : B_{\kappa R}(x_0) \cap \mathbb{Z}^d \rightarrow \mathbb{R}$  by  $g(x) = f(hx)$ . Then with use of [Theorem 1.3](#):

$$\begin{aligned} & c \sum_{\substack{x, y \in B_R(x_0) \cap h\mathbb{Z}^d \\ |x - y| > R_0h}} (f(x) - f(y))^2 |x - y|^{-d-\alpha} \\ &= c \sum_{\substack{x, y \in B_R(x_0) \cap \mathbb{Z}^d \\ |x - y| > R_0}} (g(x) - g(y))^2 h^{-d-\alpha} |x - y|^{-d-\alpha} \\ &\leq \sum_{\substack{x, y \in B_R(x_0) \cap \mathbb{Z}^d \\ |x - y| > R_0}} (g(x) - g(y))^2 h^{-d-\alpha} \tilde{\omega}(x, y) \end{aligned}$$

$$\begin{aligned}
 &= \sum_{\substack{x,y \in B_{\kappa R}(x_0) \cap h\mathbb{Z}^d \\ |x-y| > R_0 h}} (f(x) - f(y))^2 h^{-d-\alpha} \tilde{\omega}(h^{-1}x, h^{-1}y) \\
 &= \sum_{\substack{x,y \in B_{\kappa R}(x_0) \cap h\mathbb{Z}^d \\ |x-y| > R_0 h}} (f(x) - f(y))^2 \omega(x, y).
 \end{aligned}$$

This proves the claim.  $\blacksquare$

**3.1. The discrete version of the kernel.** In this subsection we will always assume that  $\Gamma$  is a fixed  $\vartheta$ -admissible configuration and  $\{V^m\}_{1 \leq m \leq L}$  is the associated family of reference cones. We will always denote the symmetry axis of a reference cone  $V^m$  by  $v^m$  ( $m \in \{1, \dots, L\}$ ).

For  $k : \mathbb{R}^d \times \mathbb{R}^d \rightarrow [0, \infty]$  a nonnegative measurable function and  $h > 0$ , we define  $\omega_h^k : h\mathbb{Z}^d \times h\mathbb{Z}^d \rightarrow \mathbb{R}$  by

$$\omega_h^k(x, y) = h^{-2d} \int_{A_h(x) \times A_h(y)} k(s, t) \, d(s, t).$$

Note that  $\omega_h^k(x, y)$  may be infinite for  $x$  and  $y$  from neighboring cubes.

We want to apply [Corollary 3.1](#) to  $\omega = \omega_h^k$ . Therefore, we need to make sure that the function  $\omega_h^k$  satisfies [\(8\)](#). First, we show this claim for  $h = 1$ . The next three technical lemmas are tailor-made for this purpose.

**Lemma 3.2.** *For all  $x, y \in \mathbb{Z}^d$ , all 1-favored indices  $m$  at  $x$  and  $n$  at  $y$ , all  $t \in A_1^n(y)$ , and all  $s \in A_1^m(x)$ , the inequality*

$$\mathbb{1}_{V_{\sqrt{d}/2}^m[x]}(t) + \mathbb{1}_{V_{\sqrt{d}/2}^n[y]}(s) \geq \mathbb{1}_{V_{\sqrt{d}}^m[x]}(y) + \mathbb{1}_{V_{\sqrt{d}}^n[y]}(x)$$

holds.

*Proof.* Let  $x, y \in \mathbb{Z}^d$  and let  $m$  be a 1-favored index at  $x$ . Assume  $y \in V_{\sqrt{d}}^m[x]$ . Then,  $B_{\sqrt{d}/2}(y) \subset V_{\sqrt{d}/2}^m[x]$ . Therefore

$$A_1^n(y) \subset A_1(y) \subset B_{\sqrt{d}/2}(y) \subset V_{\sqrt{d}/2}^m[x].$$

$\blacksquare$

The assertion of the following lemma is obviously true.

**Lemma 3.3.** *Let  $r > 0$ . There is an apex angle  $\theta > 0$  such that for every  $m \in \{1, \dots, L\}$  there exists an axis  $v(m) \in \mathbb{R}^d$  so that*

$$(V(v(m), \theta) \cap \mathbb{Z}^d) \subset (V_r^m \cap \mathbb{Z}^d).$$

**Lemma 3.4.** *For every  $h > 0$ , all  $x, y \in \mathbb{Z}^d$  with  $|x - y| > \sqrt{d}h$  and all  $s \in A_h(x), t \in A_h(y)$ , the following holds:*

$$\frac{1}{2\sqrt{d}}|x - y| < |s - t| < 2\sqrt{d}|x - y|.$$

*Proof.* This is about comparing the euclidean norm to the maximum norm on  $\mathbb{R}^d$ . Note that for any vector  $v \in \mathbb{R}^d$ , we have:

$$|v|_\infty \leq |v| \leq \sqrt{d}|v|_\infty. \quad (9)$$

Let  $h = 1$  and  $x, y \in \mathbb{Z}^d$  with  $|x - y| > \sqrt{d}$ . Since the maximum norm takes only integer values on lattice points and  $|x - y| > \sqrt{d}$ , it follows that  $|x - y|_\infty \geq 2$ . As a consequence of the triangle inequality, we record for  $s \in A_1(x)$  and  $t \in A_1(y)$ :

$$\frac{1}{2}|x - y|_\infty \leq |x - y|_\infty - 1 < |s - t|_\infty < |x - y|_\infty + 1 \leq 2|x - y|_\infty.$$

Using (9), we conclude:

$$\begin{aligned} |s - t| &\leq \sqrt{d}|s - t|_\infty < 2\sqrt{d}|x - y|_\infty \leq 2\sqrt{d}|x - y|, \\ |x - y| &\leq \sqrt{d}|x - y|_\infty < 2\sqrt{d}|s - t|_\infty \leq 2\sqrt{d}|s - t|. \end{aligned}$$

The general case for arbitrary  $h > 0$  follows by scaling. ■

**Proposition 3.5.** *Let  $k : \mathbb{R}^d \times \mathbb{R}^d \rightarrow [0, \infty]$  be a symmetric and measurable function satisfying (2) for a  $\vartheta$ -admissible configuration  $\Gamma$ . Then there are constants  $C = C(d, \vartheta) > 0$  and  $\vartheta' \in (0, \frac{\pi}{2})$  and a  $\vartheta'$ -bounded configuration  $\Gamma'$  such that for all  $x, y \in \mathbb{Z}^d$  with  $|x - y| > \sqrt{d}$ :*

$$C\Lambda^{-1} \left( \mathbb{1}_{V\Gamma'[x]}(y) + \mathbb{1}_{V\Gamma'[y]}(x) \right) |x - y|^{-d-\alpha} \leq \omega_1^k(x, y)$$

*The angle  $\vartheta'$  does only depend on  $\theta$  and on the infimum  $\vartheta$  of the apex angles of all cones in  $\Gamma$ . There is no further dependence on  $\Gamma$ .*

*Proof.* Note:

$$\omega_1^k(x, y) \geq \Lambda^{-1} \int_{A_1(x) \times A_1(y)} \left[ \mathbb{1}_{V\Gamma(s)}(t) + \mathbb{1}_{V\Gamma(t)}(s) \right] |t - s|^{-d-\alpha} d(s, t).$$

Therefore, we just need to concentrate on the integral. Let  $m$  be a 1-favored index at  $x$  and  $n$  be a 1-favored index at  $y$ . Then with use of [Lemma 2.7](#), [Lemma 3.2](#), [Lemma 3.3](#) and [Lemma 3.4](#), we estimate

$$\begin{aligned} &\int_{A_1(x) \times A_1(y)} \left[ \mathbb{1}_{V\Gamma[s]}(t) + \mathbb{1}_{V\Gamma[t]}(s) \right] |t - s|^{-d-\alpha} d(s, t) \\ &\geq \int_{A_1^m(x) \times A_1^n(y)} \left[ \mathbb{1}_{V^m[s]}(t) + \mathbb{1}_{V^n[t]}(s) \right] |t - s|^{-d-\alpha} d(s, t) \end{aligned}$$

$$\begin{aligned}
 &\geq \int_{A_1^m(x) \times A_1^n(y)} \left[ \mathbb{1}_{V_{\sqrt{d}/2}[x]}(t) + \mathbb{1}_{V_{\sqrt{d}/2}[y]}(s) \right] |t - s|^{-d-\alpha} d(s, t) \\
 &\geq \frac{1}{(2\sqrt{d})^{d+\alpha}} \lambda_{d \times d}(A_1^m(x) \times A_1^n(y)) \left[ \mathbb{1}_{V_{\sqrt{d}}[x]}(y) + \mathbb{1}_{V_{\sqrt{d}}[y]}(x) \right] |x - y|^{-d-\alpha} \\
 &\geq \frac{1}{(2\sqrt{d})^{d+\alpha}} \lambda_{d \times d}(A_1^m(x) \times A_1^n(y)) \left[ \mathbb{1}_{V(v(m), \theta)[x]}(y) + \mathbb{1}_{V(v(n), \theta)[y]}(x) \right] |x - y|^{-d-\alpha}.
 \end{aligned}$$

Now the claim follows with  $C = \frac{1}{(2\sqrt{d})^{d+2} L^2} \leq \frac{1}{(2\sqrt{d})^{d+\alpha}} \lambda_{d \times d}(A_1^m(x) \times A_1^n(y))$  and some appropriate choice of  $\Gamma'$ .  $\blacksquare$

**Corollary 3.6.** *Let  $k : \mathbb{R}^d \times \mathbb{R}^d \rightarrow [0, \infty]$  be a symmetric and measurable function satisfying (2) for a  $\vartheta$ -admissible configuration  $\Gamma$ . Then there are  $\vartheta' > 0$  and  $C > 0$  so that for each  $h > 0$  there is a configuration  $\Gamma^h$  on  $\mathbb{R}^d$  with the following properties:*

- (i) *The infimum of the apex angles of all cones in  $\Gamma^h(\mathbb{R}^d)$  equals  $\vartheta'$ .*
- (ii) *For all  $x, y \in h\mathbb{Z}^d$  with  $|x - y| > \sqrt{d}h$ , the inequalities*

$$C^{-1} \left( \mathbb{1}_{V^{\Gamma^h}[x]}(y) + \mathbb{1}_{V^{\Gamma^h}[y]}(x) \right) |x - y|^{-d-\alpha} \leq \omega_h^k(x, y) \leq C |x - y|^{-d-\alpha} \quad (10)$$

*hold.*

*Proof.* For  $h > 0$  define a new configuration  $\Gamma_h$  on  $\mathbb{R}^d$  by  $\Gamma_h(x) = \Gamma(hx)$ . Note that the infimum of the apex angles of all cones in  $\Gamma_h(\mathbb{R}^d)$  is the same as the infimum of the apex angles of all cones in  $\Gamma(\mathbb{R}^d)$ . It does not depend on  $h$ . Note also, that (M) holds true for  $\Gamma$  if and only if (M) holds true for  $\Gamma_h$ . Therefore,  $\Gamma_h$  is a  $\vartheta$ -admissible configuration.

Define  $k_h : \mathbb{R}^d \times \mathbb{R}^d \rightarrow [0, \infty]$  via  $k_h(x, y) = k(hx, hy)h^{d+\alpha}$ . Since  $k$  satisfies (2) we also have for all  $x, y \in \mathbb{R}^d$ :

$$\Lambda^{-1} \left( \mathbb{1}_{V^{\Gamma}[hx]}(hy) + \mathbb{1}_{V^{\Gamma}[hy]}(hx) \right) |x - y|^{-d-\alpha} \leq k(hx, hy)h^{d+\alpha} \leq \Lambda |x - y|^{-d-\alpha}. \quad (11)$$

Fix some  $h > 0$ . We note that for all  $x, y \in \mathbb{R}^d$  the assertion  $hy \in V^{\Gamma}[hx]$  is equivalent to  $y \in V^{\Gamma_h}(x)$ . This together with (11) shows that  $k_h$  and  $\Gamma_h$  satisfy (2). Therefore, we can apply Proposition 3.5 to  $\Gamma = \Gamma_h$  and  $k = k_h$ . We obtain a configuration  $(\Gamma_h)'$  with a positive infimum of the apex angles of all cones  $\vartheta'$  and some constant  $C > 0$  such that for all  $x, y \in \mathbb{Z}^d$  with  $|x - y| > \sqrt{d}$ , we have

$$C\Lambda^{-1} \left( \mathbb{1}_{V^{(\Gamma_h)'}[x]}(y) + \mathbb{1}_{V^{(\Gamma_h)'}[y]}(x) \right) |x - y|^{-d-\alpha} \leq \omega_1^{k_h}(x, y). \quad (12)$$

Note that  $\vartheta'$  does only depend on the infimum of the apex angles of all cones in  $\Gamma$ . We define a new configuration  $(\Gamma_h)'_{h^{-1}}$  via  $(\Gamma_h)'_{h^{-1}}(x) = (\Gamma_h)'(h^{-1}x)$ . The infimum of the apex angles of all cones in this new configuration is obviously still  $\vartheta'$ . Since

for all  $x, y \in \mathbb{Z}^d$

$$y \in V^{(\Gamma_h)'}[x] \Leftrightarrow hy \in V^{(\Gamma_h)'_{h^{-1}}}[hx],$$

inequality (12) is equivalent to

$$C\Lambda^{-1} \left( \mathbb{1}_{V^{(\Gamma_h)'_{h^{-1}}}[hx]}(hy) + \mathbb{1}_{V^{(\Gamma_h)'_{h^{-1}}}[hy]}(hx) \right) |x - y|^{-d-\alpha} \leq \omega_1^{k_h}(x, y) \quad (13)$$

for all  $x, y \in \mathbb{Z}^d$  with  $|x - y| > \sqrt{d}$ .

Now let  $x, y \in h\mathbb{Z}^d$  with  $|x - y| > \sqrt{d}h$ . Then  $h^{-1}x, h^{-1}y \in \mathbb{Z}^d$  with  $|h^{-1}x - h^{-1}y| > \sqrt{d}$ . With use of (13) and the transformation formula for integrals we obtain

$$\begin{aligned} & C\Lambda^{-1} \left( \mathbb{1}_{V^{(\Gamma_h)'_{h^{-1}}}[x]}(y) + \mathbb{1}_{V^{(\Gamma_h)'_{h^{-1}}}[y]}(x) \right) |x - y|^{-d-\alpha} \\ &= C\Lambda^{-1} \left( \mathbb{1}_{V^{(\Gamma_h)'_{[h^{-1}x]}}}(h^{-1}y) + \mathbb{1}_{V^{(\Gamma_h)'_{[h^{-1}y]}}}(h^{-1}x) \right) |h^{-1}x - h^{-1}y|^{-d-\alpha} h^{-d-\alpha} \\ &\leq \omega_1^{k_h}(h^{-1}x, h^{-1}y) h^{-d-\alpha} \\ &= \omega_h^k(x, y). \end{aligned}$$

The upper bound in (ii) is just a consequence of Lemma 3.4.

The claim follows with  $\Gamma^h = (\Gamma_h)'_{h^{-1}}$ . ■

**3.2. Proof of the continuous version.** In this part we prove Theorem 1.1 and Theorem 1.4.

*Proof of Theorem 1.1.* The inequality (3) is obviously true if the right hand side is infinite. Hence, we can restrict ourselves to functions  $f \in H_k(B)$ . The following Lemma 3.7 provides comparability of the seminorms  $|\cdot|_{H_k(B)}$  and  $|\cdot|_{H^{\frac{\alpha}{2}}(B)}$ , which implies (3). The proof is complete. ■

**Lemma 3.7.** *Let  $B \subset \mathbb{R}^d$  be a ball. Let  $\alpha \in (0, 2)$  and  $\Gamma$  be a  $\vartheta$ -admissible configuration. Let  $k : \mathbb{R}^d \times \mathbb{R}^d \rightarrow [0, \infty]$  be a measurable function satisfying  $k(x, y) = k(y, x)$  and (2). The spaces  $H_k(B)$  and  $H^{\frac{\alpha}{2}}(B)$  coincide. Furthermore*

$$|\cdot|_{H^{\frac{\alpha}{2}}(B)} \leq c |\cdot|_{H_k(B)} \text{ on } H_k(B) = H^{\frac{\alpha}{2}}(B)$$

for a constant  $c \geq 1$  independent of the ball  $B$ . For  $0 < \alpha_0 \leq \alpha < 2$  the constant depends on  $\alpha_0$  but not on  $\alpha$ .

*Proof.* In view of (5), we only have to show the inclusion  $H_k(B) \subset H^{\frac{\alpha}{2}}(B)$ . Note that comparability of the seminorms implies comparability of norms. Hence, we shall show

$$|f|_{H_k(B)} \asymp |f|_{H^{\frac{\alpha}{2}}(B)} \text{ for all } f \in H_k(B). \quad (14)$$

Let  $R > 0$ ,  $x_0 \in \mathbb{R}^d$  and  $\kappa$  as in Corollary 3.1. In the sequel we use the notation  $B = B_R(x_0)$  and  $B^* = B_{\kappa R}(x_0)$ . Let  $f \in H_k(B^*)$ . For  $h \in (0, 1)$  we consider the

following piecewise constant approximation of  $f$ . We define for  $x \in h\mathbb{Z}^d \cap B^*$

$$f_h(x) = h^{-d} \int_{A_h(x) \cap B^*} f(s) \, ds.$$

Because of [Corollary 3.6](#), there is a constant  $C > 0$  and a configuration  $\Gamma_h$  with  $\vartheta' > 0$  such that for all  $x, y \in h\mathbb{Z}^d$  with  $|x - y| > \sqrt{d}h$  the inequalities

$$C^{-1} (\mathbb{1}_{V^{\Gamma_h}[x]}(y) + \mathbb{1}_{V^{\Gamma_h}[y]}(x)) |x - y|^{-d-\alpha} \leq \omega_h^k(x, y) \leq C |x - y|^{-d-\alpha}$$

hold. Thus  $\omega = \omega_h^k$  together with  $\Gamma = \Gamma_h$  fulfill [\(8\)](#) for  $R_0 = \sqrt{d}$  and  $\Lambda = C$ . [Corollary 3.1](#) implies the existence of  $c > 0$ , independent of  $f, R, \alpha$  and  $h$ , so that

$$c \sum_{\substack{x, y \in B \cap h\mathbb{Z}^d \\ |x-y| > \sqrt{d}h}} (f_h(x) - f_h(y))^2 |x - y|^{-d-\alpha} \leq \sum_{\substack{x, y \in B^* \cap h\mathbb{Z}^d \\ |x-y| > \sqrt{d}h}} (f_h(x) - f_h(y))^2 \omega(x, y).$$

Using [Lemma 3.4](#) we obtain

$$\begin{aligned} & c \sum_{\substack{x, y \in B \cap h\mathbb{Z}^d \\ |x-y| > \sqrt{d}h}} (f_h(x) - f_h(y))^2 \int_{A_h(x) \times A_h(y)} |s - t|^{-d-\alpha} \, d(s, t) \\ & \leq \sum_{\substack{x, y \in B^* \cap h\mathbb{Z}^d \\ |x-y| > \sqrt{d}h}} (f_h(x) - f_h(y))^2 \int_{A_h(x) \times A_h(y)} k(s, t) \, d(s, t), \end{aligned} \quad (15)$$

for a constant  $c > 0$  that differs from the one above by a factor only depending on the dimension  $d$ .

For technical reasons, we need the property that every  $x$  in  $\mathbb{R}^d$  is contained in some cube. Therefore we consider half-closed cubes. Given  $x = (x_1, \dots, x_d) \in \mathbb{R}^d$  and  $h \in (0, 1)$ , we use the notation

$$\tilde{A}_h(x) = \prod_{i=1}^d \left[ x_i - \frac{h}{2}, x_i + \frac{h}{2} \right).$$

For  $h \in (0, 1)$ , we define a function  $g_h : \mathbb{R}^d \times \mathbb{R}^d \rightarrow \mathbb{R}$  via

$$g_h(s, t) = \sum_{x, y \in h\mathbb{Z}^d} \left[ (f_h(x) - f_h(y))^2 k(s, t) \mathbb{1}_{\tilde{A}_h(x) \times \tilde{A}_h(y)}(s, t) \mathbb{1}_{\{x, y \in B^* \mid \sqrt{d}h < |x-y|\}}(x, y) \right]$$

and claim that  $g_h$  converges for  $h \rightarrow 0$  almost everywhere to the function  $g : \mathbb{R}^d \times \mathbb{R}^d \rightarrow \mathbb{R}$  with

$$g(s, t) = (f(s) - f(t))^2 k(s, t) \mathbb{1}_{B^* \times B^*}(s, t).$$

Indeed,  $g_h(s, t) = (f_h(x_h) - f_h(y_h))^2 k(s, t)$  for appropriate points  $x_h$  and  $y_h$ . We conclude with help of [Lemma A.2](#)  $g_h(s, t) \rightarrow g(s, t)$  for almost every  $(s, t) \in B^* \times$

$B^*$ . In the same way we can show that the function  $\tilde{g}_h : \mathbb{R}^d \times \mathbb{R}^d \rightarrow \mathbb{R}$  with

$$\begin{aligned} \tilde{g}_h(s, t) &= \sum_{x, y \in h\mathbb{Z}^d} \left[ (f_h(x) - f_h(y))^2 |s - t|^{-d-\alpha} \mathbb{1}_{\tilde{A}_h(x) \times \tilde{A}_h(y)}(s, t) \right. \\ &\quad \left. \times \mathbb{1}_{\{x, y \in B | \sqrt{d}h_n < |x-y|\}}(x, y) \right] \end{aligned}$$

converges for  $h \rightarrow 0$  pointwise a.e. to

$$\begin{aligned} \tilde{g} : \mathbb{R}^d \times \mathbb{R}^d &\rightarrow \mathbb{R}, \\ \tilde{g}(s, t) &= (f(s) - f(t))^2 |s - t|^{-d-\alpha} \mathbb{1}_{B \times B}(s, t). \end{aligned}$$

For the right hand side in (15) this implies with help of dominated convergence

$$\begin{aligned} &\sum_{\substack{x, y \in B^* \cap h\mathbb{Z}^d \\ |x-y| > \sqrt{d}h}} (f_h(x) - f_h(y))^2 \int_{\tilde{A}_h(x) \times \tilde{A}_h(y)} k(s, t) \, d(s, t) \\ &= \int_{\mathbb{R}^d \times \mathbb{R}^d} g_h(s, t) \, d(s, t) \xrightarrow{h \rightarrow 0} \int_{\mathbb{R}^d \times \mathbb{R}^d} g(s, t) \, d(s, t) \end{aligned}$$

With regard to the left hand side of (15), note that the Fatou lemma implies

$$\begin{aligned} &\liminf_{h \rightarrow 0} \sum_{\substack{x, y \in B \cap h\mathbb{Z}^d \\ |x-y| > \sqrt{d}h}} (f_h(x) - f_h(y))^2 \int_{\tilde{A}_h(x) \times \tilde{A}_h(y)} |s - t|^{-d-\alpha} \, d(s, t) \\ &= \liminf_{h \rightarrow 0} \int_{\mathbb{R}^d \times \mathbb{R}^d} \tilde{g}_h(s, t) \, d(s, t) \geq \int_{\mathbb{R}^d \times \mathbb{R}^d} \tilde{g}(s, t) \, d(s, t). \end{aligned}$$

In conclusion, we have shown that the discrete inequality (15) yields the continuous version

$$c|f|_{H^{\frac{\alpha}{2}}(B)} \leq |f|_{H_k(B^*)} \quad \text{for all } f \in H_k(B^*).$$

This is true for every ball  $B$ , since  $c$  is independent of  $B$ . Therefore, using Lemma A.1, we conclude for each ball  $B \subset \mathbb{R}^d$  and each  $f \in H_k(B^*)$

$$c^*|f|_{H^{\frac{\alpha}{2}}(B)} \leq |f|_{H_k(B)}$$

for some  $c^* > 0$ , independent of the ball  $B$ . This proves comparability of the seminorms and  $H_k(B) \subset H^{\frac{\alpha}{2}}(B)$ .  $\blacksquare$

*Proof of Theorem 1.4.* The comparability constant  $c$  in Lemma 3.7 is independent of the radius  $R$  of the respective ball. Thus the result for the whole space is obtained in the limit  $R \rightarrow \infty$  using monotone convergence.

Now let  $\Omega$  be a bounded Lipschitz domain. In view of Lemma 3.7 and Lemma A.1 we conclude

$$|\cdot|_{H_k(\Omega)} \leq c|\cdot|_{H^{\frac{\alpha}{2}}(\Omega)} \quad \text{on } H_k(\Omega)$$



for a constant  $c \geq 1$ , which leads to  $H_k(\Omega) \subset H^{\frac{\alpha}{2}}(\Omega)$ . Since the inclusion  $H^{\frac{\alpha}{2}}(\Omega) \subset H_k(\Omega)$  is obvious by the definition of  $k$ , one obtains  $H_k(\Omega) = H^{\frac{\alpha}{2}}(\Omega)$ . For the assertions concerning density of smooth functions, note that  $C^\infty(\overline{\Omega})$  is a dense subset of  $H^{\frac{\alpha}{2}}(\Omega)$ , cf. [4, Proposition 4.52]. Furthermore  $C_c^\infty(\mathbb{R}^d)$  is a dense subset of  $H^{\frac{\alpha}{2}}(\mathbb{R}^d)$ , cf. [4, Proposition 4.27]. ■

#### 4. A CONTINUOUS PRELUDE

The main tool for the proof of [Theorem 1.3](#) is the construction of paths connecting two arbitrary points in  $\mathbb{Z}^d$ . In this section we show the existence of paths connecting two arbitrary points in  $\mathbb{R}^d$ . This result is not needed to prove [Theorem 1.3](#). Therefore, the reader may skip this section. However, the procedure in the continuous setting is similar to the discrete setting, but less technical. For this reason, reading this section first might provide useful intuition.

From a configuration  $\Gamma: \mathbb{R}^d \rightarrow \mathcal{V}$  we construct a directed graph  $G$  as follows: the vertex set is  $\mathbb{R}^d$  and there is a directed edge from  $x$  to  $y$  if  $y \in V^\Gamma[x]$ . Note that there are no loops in  $G$  as  $\Gamma(x)$  is open and does not contain the tip.

We shall be concerned with the question whether  $G$  is connected as an *undirected* graph if the underlying configuration is  $\vartheta$ -bounded. In this case, [Corollary 2.4](#) allows us to assume WLOG that the image of  $\Gamma$  contains only a finite number of elements. Thus, crucial parts of the argument can be proved by induction on the number of cones in  $\Gamma(\mathbb{R}^d)$ . As it often happens, one needs to strike the right balance and the statement suitable for induction is a little bit stronger (and more technical) than the primary target. We are led to consider subgraphs  $G_U$  defined by open subsets  $U \subset \mathbb{R}^d$  as follows: the vertex set of  $G_U$  is still  $\mathbb{R}^d$  and the rule for oriented edges is the same, however, we only put in the edges issuing from vertices in  $U$ . Note that vertices outside  $U$  still can be used in edge paths since we are interested in undirected connectivity.

In this section we always assume that the configuration  $\Gamma$  is  $\vartheta$ -bounded.

The main result of this part is:

**Theorem 4.1.** *For any connected open set  $U \subset \mathbb{R}^d$ , any two points  $x, y \in U$  are vertices in the same connected component of  $G_U$ .*

For the proof of [Theorem 4.1](#) we need some auxiliary results.

**Definition 4.2.** A point  $x \in \mathbb{R}^d$  is of *type*  $V$  if  $V = \Gamma(x)$ . Two points  $x, y \in \mathbb{R}^d$  have the *same type* if  $\Gamma(x) = \Gamma(y)$ .

**Lemma 4.3.** *If two points  $x, y \in U$  have the same type, then there is an edge path in  $G_U$  of length at most two connecting them.*

*Proof.* Let  $V = \Gamma(x) = \Gamma(y)$ . Then the translated double cones  $V[x]$  and  $V[y]$  intersect. We pick a point of intersection (it may lie outside of  $U$ ). It has an edge incoming from  $x$  and another edge incoming from  $y$ . These two edges form the desired edge path. ■

**Definition 4.4.** We call  $x$  *well-connected in  $U$*  if there is an open neighborhood  $W$  of  $x$  that, considered as a set of vertices in  $G_U$ , lies entirely in a single connected component of  $G_U$ . I.e., the point  $x$  is connected by edge paths in  $G_U$  to all points of an open neighborhood.

The following lemma lists inter alia some important features of well connected points.

**Lemma 4.5.** *The following hold.*

- (1) *For  $y \in U$ , any point  $x \in U \cap V^\Gamma[y]$  is well-connected in  $U$ .*
- (2) *If  $U' \subset U$  is an inclusion of open sets, then any point  $x \in U'$  that is well-connected in  $U'$  is also well-connected in  $U$ .*
- (3) *Any non-empty open set  $U$  contains a point that is well-connected in  $U$ . In fact, the well-connected points are dense in  $U$ .*

*Proof.* For (1) we may choose  $U \cap V^\Gamma[y]$  as the open neighborhood. Any two points therein are connected via an edge path of length two with  $y$  as the middle vertex. Therefore (1) follows.

Enlarging the open set  $U'$  only adds edges to the graph. Hence connectivity can only improve. This proves (2).

For the proof of (3) notice that existence of a well-connected point follows from (1). Applying the existence statement to smaller open sets  $U' \subset U$ , density follows in view of (2). ■

**Lemma 4.6.** *Consider two points  $x, y \in U$  and let  $V = \Gamma(y)$  be the cone type of  $y$ . Assume that the translated double cone  $V[x]$  contains a point  $z$  of type  $V$ . Then  $x$  and  $y$  are connected.*

Note that we do not assume that  $V = \Gamma(x)$ . One may also note that in the situation of the lemma, the point  $x$  is well-connected in  $U$ .

*Proof.* Since  $y$  and  $z$  have the same type, they are connected by an edge path of length at most two. Now,  $z \in V[x]$  implies  $x \in V[z] = V^\Gamma[z]$ . Hence, there is an edge from  $z$  to  $x$ . ■

*Proof of Theorem 4.1.* According to Lemma 2.2, we may assume that the image of  $\Gamma$  has at most  $L$  different elements since  $\Gamma$  is  $\vartheta$ -bounded. Therefore, we can use induction on the number  $\#\Gamma(U)$  of cones realized in  $U$ . If there is only a single cone type throughout  $U$ , any two points  $x, y \in U$  are connected in  $G_U$  by an edge path of length at most two. This settles the base of the induction.

For  $\#\Gamma(U) > 1$ , we start with the following observation:

There is a constant  $\lambda > 0$  depending only on the minimum apex angle  $\vartheta$  such that for any double cone  $V \in \mathcal{V}$  and any two points  $x, y \in \mathbb{R}^d$  of distance  $\|x - y\| < \lambda$ , the intersection  $V[x] \cap V[y]$  contains a point in  $B_1(x)$ .

Now assume that  $x$  is well-connected in  $U$  and that the  $r$ -ball  $B_r(x)$  lies entirely in  $U$ . We claim that  $x$  is connected to any point  $y \in B_{\lambda r}(x)$ . Indeed, consider the cone type  $V = \Gamma(y)$  of  $y$ . If  $V[x]$  contains a point of type  $V$ , the points  $x$  and  $y$  are connected by [Lemma 4.6](#).

Otherwise, within the open set  $U' = U \cap V[x] \neq \emptyset$  the cone type  $V$  is not realized. We infer by induction that all points in  $U'$  are mutually connected in  $G_{U'}$  and hence in  $G_U$ . However,  $V[y] = V^\Gamma[y]$  intersects  $U' \supset B_r(x) \cap V[x]$  by the opening observation. Hence  $y$  is connected to a point in  $U'$  and therefore to any point in  $U'$ , which contains points arbitrarily close to  $x$ . Since  $x$  is well-connected in  $U$ , the points  $y$  and  $x$  are connected in  $G_U$ .

It follows that a well-connected point  $x \in U$  whose  $r$ -neighborhood lies in  $U$  is actually connected to any point in its  $\lambda r$ -neighborhood. Now, density of well-connected points in  $U$  (cf. [Lemma 4.5 \(3\)](#)) implies that  $U$  is covered by overlapping open well-connected subsets. ■

## 5. CHAINING AND RENORMALIZATION

In this section we provide the chaining argument that leads to the proof of [Theorem 1.3](#) in [Section 5](#). The main result of this section is [Theorem 5.15](#).

Every configuration  $\Gamma: \mathbb{R}^d \rightarrow \mathcal{V}$  induces naturally a mapping  $\Gamma|_{\mathbb{Z}^d}$  which we again call configuration and denote by  $\Gamma$ . As in the continuous case, a configuration  $\Gamma$  defines a directed graph  $G = G(\Gamma)$  where the vertex set is given by  $\mathbb{Z}^d$  and there is an oriented edge from  $x$  to  $y$  if  $y \in V^\Gamma[x]$ .

We shall be concerned with the question whether  $G$  is connected as an *undirected* graph if  $\Gamma$  is  $\vartheta$ -bounded. Therefore, throughout this section we assume without further notice that  $\Gamma$  is a  $\vartheta$ -bounded configuration. In addition to the continuous version, however, we also want to keep track of how far such an edge path might take us away from the end points in question.

**5.1. Auxiliary results.** A technicality is that we always have to use lattice points. Since any closed ball of radius  $\frac{\sqrt{d}}{2}$  contains a lattice point, we have:

**Lemma 5.1.** *Let  $\tilde{V}$  be a cone of apex angle at least  $\vartheta$ .*

- (1) Fix  $r > 0$  and assume  $R > \frac{r+\sqrt{d}}{\sin(\vartheta)}$ . Then  $B_R(x) \cap \tilde{V}[x]$  contains a lattice point  $y \in \mathbb{Z}^d$  with  $B_r(y) \subset \tilde{V}[x]$ .
- (2) Let  $x, y \in \mathbb{R}^d$ . Fix  $r > \|x - y\|$  and  $R > \frac{r+\sqrt{d}}{\sin(\vartheta)} + r$ . Then the intersection

$$B_R(x) \cap \tilde{V}[x] \cap B_R(y) \cap \tilde{V}[y]$$

contains a lattice point.

*Proof.* Within distance  $\frac{r+\sqrt{d}/2}{\sin(\vartheta)}$  of  $x$ , we find a point  $z$  with  $B_{r+\sqrt{d}/2}(z) \subset \tilde{V}[x]$ . Within the closed ball of radius  $\sqrt{d}/2$  around  $z$ , we find the desired lattice point  $y$ . The second assertion can be seen as another way of looking at the same phenomenon. By (1), there is a lattice point  $z \in \mathbb{Z}^d$  with  $B_r(z) \subset B_{\frac{r+\sqrt{d}}{\sin(\vartheta)}}(x) \cap \tilde{V}[x]$ . Now,  $z \in \tilde{V}[y]$  since  $\tilde{V}[y]$  is obtained from  $\tilde{V}[x]$  via translation by a distance less than  $r$ . By triangle inequality,  $z \in B_R(y)$ . ■

A quantitative version of Lemma 4.3 follows immediately.

**Corollary 5.2.** Any two lattice points  $x, y \in \mathbb{Z}^d$  with  $\Gamma(x) = \Gamma(y) = V$  and of distance less than  $r$  are connected via a path of two edges of length less than  $R = \frac{r+\sqrt{d}}{\sin(\vartheta)} + r$ .

**Definition 5.3.** For  $r \leq R$ , we call a lattice point  $x \in \mathbb{Z}^d$   $r$ - $R$ -connected, if any lattice point  $y \in B_r(x)$  is connected in  $G$  to  $x$  via an undirected edge path not leaving  $B_R(x)$ .

The following lemma is the discrete version of the density of well-connected points (Lemma 4.5 (3)).

**Lemma 5.4.** For any  $r \geq 0$ , any  $R > \frac{\sqrt{d}+r}{\sin(\vartheta)}$ , and any lattice point  $x \in \mathbb{Z}^d$ , there is an  $r$ - $R$ -connected lattice point  $y \in B_R(x)$ .

*Proof.* The larger radius  $R$  is chosen so that  $B_R(x) \cap (V^\Gamma[x])$  contains a lattice point  $y$  whose  $r$ -ball  $B_r(y)$  lies within the double cone  $V^\Gamma[x]$ . Thus any two points in  $B_r(y)$  are connected via  $x$ , and  $x$  is within distance  $R$  from  $y$ . ■

Our discrete variant of Lemma 4.6 reads as follows:

**Lemma 5.5.** Consider two lattice points  $x, y \in \mathbb{Z}^d$  of distance less than  $r$ . Let  $V = \Gamma(y)$  be the cone type of  $y$  and let  $R > r + \frac{2r+\sqrt{d}}{\sin(\vartheta)}$ . Assume that  $B_r(x) \cap V[x]$  contains a lattice point  $z$  of type  $V$ . Then there is an edge path from  $y$  to  $x$  not leaving  $B_R(x)$ .

*Proof.* There is a directed edge from  $z$  to  $x$ . Note that the distance of  $y$  and  $z$  is at most  $2r$ . Hence  $R$  is chosen so that the triple intersection

$$B_R(x) \cap V[z] \cap V[y] = B_R(x) \cap V^\Gamma[z] \cap V^\Gamma[y]$$

contains a lattice point. Through this point,  $z$  and  $y$  are connected.  $\blacksquare$

The assertion of the following lemma is obvious.

**Lemma 5.6.** *There is a constant  $\delta > 0$ , depending only on  $\vartheta$  and the dimension  $d$ , such that for any double cone  $V \in \Gamma(\mathbb{Z}^d)$  the following condition holds:*

*If for a lattice point  $x \in V$ , there is a lattice point in  $V$  closer to 0, then there is such a lattice point in  $V \cap B_\delta(x)$ .*

*I.e., we can go from  $x$  within  $V$  to a lattice point of minimum distance to the tip via a chain of jumps each bounded in length from above by  $\delta$ .*

**5.2. The Induction.** It is our aim, to prove that every two lattice points in a given ball of radius  $r$  are connected via an edge path that does not leave a larger ball of radius  $R$ . Here, the radius  $R$  shall depend only on  $r$ ,  $\vartheta$  and  $d$ . In the following lemma, we show this for a series of values for  $r$  respectively  $R$ . The proof is similar to the proof of the corresponding result in the continuous setting, cf. [Theorem 4.1](#).

**Lemma 5.7.** *There are constants  $r_1 \leq \rho_1 \leq R_1, r_2 \leq \rho_2 \leq R_2, \dots$ , depending only on  $\vartheta$  and  $d$ , with  $\delta < r_1$  and  $r_i < r_{i+1}, \rho_i < \rho_{i+1}, R_i < R_{i+1}$  for every  $i \in \mathbb{N}$  such that any lattice point  $x \in \mathbb{Z}^d$  is  $r_k$ - $R_k$ -connected provided at most  $k$  cone types are realized at the lattices points in  $B_{\rho_k}(x)$ .*

*Proof.* We induct on  $k$ . The case  $k = 1$  follows directly from [Corollary 5.2](#): choose  $\rho_1 = r_1 > \delta$  and  $R_1 > \frac{r_1 + \sqrt{d}}{\sin(\vartheta)}$ .

For the induction step, assume that constants up to  $\rho_{k-1}, r_{k-1}$ , and  $R_{k-1}$  have already been found. Choose:

$$s > \frac{\rho_{k-1} + \sqrt{d}}{\sin(\vartheta)} \quad \text{and} \quad S > \frac{s + \sqrt{d}}{\sin(\vartheta)}$$

Note that by [Lemma 5.1 \(1\)](#) any set  $B_s(\hat{x}) \cap V[\hat{x}]$  contains a lattice point  $z$  with  $B_{\rho_{k-1}}(z) \subset V[\hat{x}]$ . If  $\hat{x}$  is  $s$ - $S$ -connected, there is an edge path from  $\hat{x}$  to  $z$  not leaving  $B_S(\hat{x})$ .

So we put  $r_k = S$ . By [Lemma 5.4](#), there is an  $s$ - $S$ -connected lattice point  $\hat{x} \in B_{r_k}(x)$ . Consider an arbitrary point  $y \in B_{r_k}(x)$ . It suffices to choose  $R_k$  and  $\rho_k$  so that we can ensure the existence of an edge path from  $\hat{x}$  to  $y$  within  $B_{R_k}(x)$ .

Let  $V = \Gamma(y)$  be the cone type of  $y$ . The distance of  $y$  and  $\hat{x}$  is less than  $2S$ . We are interested in the double half cone  $\hat{x} + V_{\rho_{k-1}}$ . Either tip of the double half cone is within distance  $s < S$  of  $\hat{x}$  and thus within distance  $3S$  of  $y$ . By [Lemma 5.1 \(2\)](#), the intersection

$$B_{\hat{s}}(\hat{x}) \cap (\hat{x} + V_{\rho_{k-1}}) \cap V[y]$$

contains a lattice point for any  $\hat{s} > \frac{3S + \sqrt{d}}{\sin(\vartheta)} + 3S$ .

Choosing  $\rho_k > S + \hat{s} + \rho_{k-1}$  we can use the induction hypothesis as follows. If no lattice point in the region  $B_{\hat{s}+\rho_{k-1}}(\hat{x}) \cap V[\hat{x}] \subset B_{\rho_k}(x)$  is of cone type  $V$ , we see that there are at most  $k-1$  different cone types realized within  $B_{\hat{s}+\rho_{k-1}}(\hat{x}) \cap V[\hat{x}]$ . Hence, each lattice point in  $B_{\hat{s}}(\hat{x}) \cap (\hat{x} + V_{\rho_{k-1}})$  is  $r_{k-1}$ - $R_{k-1}$ -connected. Since  $r_{k-1} > \delta$ , all these well-connected balls overlap and are therefore connected to a lattice point  $z$  near the tip of the double half cone. Recall that  $z$  is within distance  $s$  of  $\hat{x}$  and that  $\hat{x}$  is  $s$ - $S$ -connected. Hence all the lattice points in  $B_{\hat{s}}(\hat{x}) \cap (\hat{x} + V_{\rho_{k-1}})$  are connected to  $\hat{x}$ .

On the other hand, one of these lattice points lies within the double cone  $y + V = V^\Gamma[y]$  and is hence directly connected to  $y$ . Thus,  $y$  is connected to  $\hat{x}$ . Each edge path used will take us at most  $S$  or  $R_{k-1}$  outside of  $B_{\hat{s}}(\hat{x})$ . Thus, we might choose  $R_k > 2S + R_{k-1} + \hat{s}$ . We might need to increase this number, to ensure  $\rho_k \leq R_k$ , but the increase incurred in treating the remaining case is much worse.

It remains to deal with the possibility that there is a lattice point of type  $V$  in the region  $B_{\hat{s}+\rho_{k-1}}(\hat{x}) \cap V[\hat{x}]$ . Since  $\hat{x}$  and  $y$  are of distance at most  $2S < \hat{s}$ , [Lemma 5.5](#) applies and we choose  $R_k > (\hat{s} + \rho_{k-1}) + \frac{2(\hat{s}+\rho_{k-1})+\sqrt{d}}{\sin(\vartheta)}$ .  $\blacksquare$

**Corollary 5.8.** *For every  $r > 0$  there is  $R \geq r$ , depending only on  $r$ ,  $\vartheta$  and  $d$ , such that for any configuration  $\Gamma: \mathbb{Z}^d \rightarrow \mathcal{V}$  with apex angles bounded from below by  $\vartheta$  any lattice point  $x \in \mathbb{Z}^d$  is  $r$ - $R$ -connected.*

*Proof.* By [Corollary 2.4](#) we can assume WLOG that  $\#\Gamma(\mathbb{Z}^d) = L$ , where  $L$  is a constant that depends only on  $\vartheta$  and  $d$ . Now the claim follows from [Lemma 5.7](#) and the following observation: If  $x$  is  $r$ - $R$ -connected, it is  $r'$ - $R$ -connected for any  $r' \leq r$ .  $\blacksquare$

**5.3. Renormalization: Blocks and Towns.** Since the proof of [Theorem 1.3](#) involves a renormalization argument, it is important to restate [Corollary 5.8](#) for structures at large scale (see [Proposition 5.14](#)). To this end, we introduce what we call blocks and towns. Recall our notation

$$A_\ell(x) = \left\{ y \in \mathbb{R}^d \mid \|y - x\|_\infty \leq \frac{\ell}{2} \right\}$$

for cubes.

**Lemma 5.9.** *For any apex angle  $\vartheta$ , there is a constant  $\delta = \delta(\vartheta)$  such that the following holds for any points  $x, y$  of distance at least  $\delta\ell$ :*

*If  $\tilde{V}$  is a cone of apex angle  $\frac{\vartheta}{2}$  and  $y \in \tilde{V}[x]$ , then*

$$A_\ell(y) \subset \bigcap_{z \in A_\ell(x)} \bar{V}[z]$$

*for the cone  $\bar{V}$  with apex angle  $\vartheta$  and the same axis as  $\tilde{V}$ .*

*Proof.* For any  $x \in \mathbb{Z}^d$  we have

$$B_{(\ell\sqrt{d})/2}(x) \supset A_\ell(x).$$

Let  $\tilde{V}$  be a cone of apex angle  $\frac{\vartheta}{2}$  and symmetry axis  $v$  and let  $\bar{V}$  be a cone with apex angle  $\vartheta$  and symmetry axis  $v$ . Let  $x \in \mathbb{Z}^d$ . If  $y \in \tilde{V}[x]$  and  $|x - y| \geq \frac{\ell\sqrt{d}}{2\sin(\vartheta)}$ , then

$$B_{(\ell\sqrt{d})/2}(y) \subset \bar{V}[x].$$

According to [Lemma 2.7](#)

$$\bigcap_{z \in A_\ell(x)} \bar{V}[z] \supset \bar{V}_{\frac{\ell}{2}\sqrt{d}}[x] \quad \text{and} \quad \bar{V}_{\ell\sqrt{d}}[z] \subset \bar{V}_{\frac{\ell}{2}\sqrt{d}}[x] \quad \text{for every } z \in A_\ell(x).$$

Therefore we choose  $\delta \geq \frac{\sqrt{d}}{2\sin(\vartheta)} + \frac{\sqrt{d}}{\sin(\vartheta)} = \frac{3\sqrt{d}}{2\sin(\vartheta)}$ . ■

**Definition 5.10.** A *block*

$$Q_\ell(x) = \mathbb{Z}^d \cap A_\ell(x)$$

is a collection of lattice points inside a cube. The *town at scale*  $(h, \ell)$  is the collection

$$T(h, \ell) = \{Q_\ell(x) \mid x \in h\mathbb{Z}^d\}$$

If the constant  $\delta$  from [Lemma 5.9](#) is less than  $\frac{h}{\ell}$ , we call the town *sparsely populated* (or  $\vartheta$ -sparsely populated when we want to recall that  $\delta$  depends on  $\vartheta$ ).

In order to employ geometric language, we implicitly may identify the block  $Q_\ell(x)$  with its center  $x$ . This way, we think of the distance between two blocks as the distance of their centers. If  $h$  is large compared to  $\ell$ , the distance between the centers is a good approximation to any distance between points from the two blocks.

**Definition 5.11.** Let  $\Gamma: \mathbb{Z}^d \rightarrow \mathcal{V}$  be a  $\vartheta$ -bounded configuration. We call a double cone  $V \in \mathcal{V}$  *avored by majority* in  $Q$  for a block  $Q \subset \mathbb{Z}^d$  if the pre-image  $\Gamma_Q^{-1}(V) = \{x \in Q \mid \Gamma(x) = V\}$  has maximal size, i.e.,

$$\#\Gamma_Q^{-1}(V) \geq \#\Gamma_Q^{-1}(V') \quad \text{for every } V' \in \mathcal{V}.$$

*Remark 5.12.* Given a block  $Q$ , the choice of a cone  $V \in \mathcal{V}$  that is favored by majority in  $Q$ , in general, is not unique.

**Definition 5.13.** Given a town  $T = T(h, \ell)$ , we now define a directed graph as follows. The vertices are given by the blocks in  $T$ . There is an edge from a block  $Q$  to a block  $P$  if there is a cone  $V \in \mathcal{V}$  favored by majority in  $Q$  with:

$$y \in V[x] \quad \text{for all } x \in Q, y \in P$$

We call the corresponding undirected graph the *favored graph*.

We derive a connectivity result for the favored graph of a sparsely populated town from [Corollary 5.8](#).

**Proposition 5.14.** *For any radius  $r > 0$ , there exists  $R \geq r$  depending only on  $\vartheta$  and  $d$ , such that in a  $\vartheta$ -sparsely populated town  $T$  of scale  $(h, \ell)$  any two blocks  $Q$  and  $P$  within distance  $hr$  of some point  $z \in h\mathbb{Z}^d$  are connected by an undirected edge path in the favored graph that does not pass through blocks farther away from  $z$  than  $hR$ .*

*Proof.* Let  $r > 0$  and  $T = T(h, \ell)$  be a sparsely populated town. Let  $Q, P \in T = T(h, \ell)$  be two blocks within distance  $hr$  of some point  $z \in h\mathbb{Z}^d$ . Denote by  $W(Q) \in \mathcal{V}$  one of the cones that are favored by majority in  $Q$ . Let us show the existence of a path in the favored graph that connects  $Q$  and  $P$  and does not leave the ball  $B_{hR}(z)$ . In order to invoke [Corollary 5.8](#), note that

$$\begin{aligned} \mathbb{Z}^d &\longrightarrow T(h, \ell) \\ x &\mapsto Q_\ell(hx) \end{aligned}$$

provides an identification of the town  $T$  with the integer lattice  $\mathbb{Z}^d$ . Denoting by  $W_{\frac{\vartheta}{2}}(Q)$  the double cone with apex  $\frac{\vartheta}{2}$  and the same axis as  $W(Q)$ , let us consider the following configuration:

$$\begin{aligned} \mathbb{Z}^d &\longrightarrow \mathcal{V}_{\frac{\vartheta}{2}} \\ x &\mapsto W_{\frac{\vartheta}{2}}(Q_\ell(hx)). \end{aligned}$$

If there is an edge from  $x$  to  $y$  in this configuration, then by [Lemma 5.9](#), there is an edge from the block  $Q_\ell(hx)$  to the block  $Q_\ell(hy)$  in the favored graph. Choose  $x, y \in \mathbb{Z}^d$  so that  $P = Q_\ell(hx)$  and  $Q = Q_\ell(hy)$ .

Now the claim follows from [Corollary 5.8](#). ■

**5.4. Connecting Points at Scale.** From [Corollary 5.8](#) it is clear that, for any configuration  $\Gamma: \mathbb{Z}^d \rightarrow \mathcal{V}$  with apex angles bounded away from 0, the associated directed graph  $G = G(\Gamma)$  is connected when considered as an undirected graph. Thus, there is a set of paths, which is large enough to connect any given pair  $x, y$ . The aim of this section is to prove quantitative estimates on the length of paths and the number of edges. The following contains our main result in this direction. As shown below, it implies [Theorem 1.3](#) quite directly:

**Theorem 5.15.** *Let  $\Gamma: \mathbb{Z}^d \rightarrow \mathcal{V}$  be a configuration with apex angles bounded from below by  $\vartheta > 0$ . Let  $R_0 > 0$ . There exist positive numbers  $N$  and  $M$  and a constant  $\lambda \geq R_0$ , all independent of  $\Gamma$ , and a collection  $(p_{xy})_{x, y \in \mathbb{Z}^d}$  of unoriented edge paths in  $G$  such that the following holds:*

- (1) *The path  $p_{xy}$  starts at  $x$  and ends at  $y$ .*
- (2) *Any path  $p_{xy}$  has at most  $N$  edges.*



- (3) Any edge of  $G$  is used in at most  $M$  paths  $p_{xy}$ .  
 (4) Any edge in  $p_{xy}$  has length comparable to  $|x - y|$  with constant  $\lambda$ .

Let us provide the setup of the proof of [Theorem 5.15](#). We pick an even integer  $\Delta$  larger than the constant  $\max(\delta, R_0)$  and with the property that  $\Delta/L \in \mathbb{N}$ , where  $\delta$  is as in [Lemma 5.9](#) and  $L$  is as in [Lemma 2.2](#). Hence, the towns  $T_n = T(\Delta^n, \Delta^{n-1})$  are all  $\vartheta$ -sparsely populated so that [Proposition 5.14](#) applies. The distance  $|x - y|$  lies in exactly one of the intervals  $[\Delta^0, \Delta^1)$ ,  $[\Delta^1, \Delta^2)$ ,  $[\Delta^2, \Delta^3)$ , etc., say:  $|x - y| \in [\Delta^{n-1}, \Delta^n)$ . In this case, we will consider  $T_n$  to be the appropriate town for connecting  $x$  and  $y$ . We call  $n$  the *logarithmic scale* of the town  $T_n$ . Let  $L$  denote the same constant as in [Lemma 2.2](#). Assume that  $\#\Gamma(\mathbb{Z}^d) \leq L$ . Since  $\Delta$  is an even integer, each block  $Q = Q_{\Delta^{n-1}}(x)$  contains at least  $\frac{\Delta^{d(n-1)}}{L}$  lattice points  $z \in Q$  where the associated cone  $\Gamma(z)$  is favored by majority in  $Q$ .

An important step in the construction of  $p_{xy}$  is to connect  $x$  and  $y$  to blocks of  $T_n$ . The following lemma deals with this problem.

**Lemma 5.16.** *There is a constant  $R_1 \geq 1$  such that for any point  $x \in \mathbb{R}^d$  and any  $n \in \mathbb{N}$  there is a block  $Q \in T_n$  entirely contained in  $B_{\Delta^n R_1}(x) \cap x + \Gamma(x)$ .*

*Proof.* There is a radius  $r$  such that for any cone  $\tilde{V}$  of apex at least  $\frac{\vartheta}{2}$  and each point  $z \in \mathbb{R}^d$ , the intersection  $B_r(z) \cap \tilde{V}[z]$  contains a lattice point  $y$ . Now the claim follows by rescaling from [Lemma 5.9](#) applied to  $\Delta^n z$  and  $\Delta^n y$ . As we want to encircle the whole block and not just its center, we choose  $R_1 > r + \sqrt{d}$ .  $\blacksquare$

Now we are in the position to prove the main result of this section.

*Proof of [Theorem 5.15](#).* Let  $R_1$  be the radius from [Lemma 5.16](#), put  $r = 2\sqrt{d} + R_1$ , and let  $R$  be the radius resulting with this value from [Proposition 5.14](#). The proof consists of several steps.

*Step 1: Construction of paths in the favored graph for a fixed scale.* We fix some logarithmic scale  $n$ . For every  $z \in \Delta^n \mathbb{Z}^d$ , we construct a path  $\mathcal{P}_z^n$  in the favored graph that traverses every block of  $T_n$  that is a subset of  $B_{\Delta^n r}(z)$ . By taking the union  $\bigcup_{z \in \Delta^n \mathbb{Z}^d} \mathcal{P}_z^n$  we construct paths in the favored graph for a fixed scale. Let  $z \in \Delta^n \mathbb{Z}^d$ . [Proposition 5.14](#) allows us to connect every block  $Q \in T_n, Q \subset B_{\Delta^n r}(z)$  with every other block  $P \in T_n, P \subset B_{\Delta^n r}(z)$  so that the corresponding path traverses not more than  $\#(B_R \cap \mathbb{Z}^d) \asymp R^d$  blocks of  $T_n$ , which can be chosen to lie in  $B_{\Delta^n R}$ . If we apply [Proposition 5.14](#) successively to all blocks of  $T_n$ , which are subsets of  $B_{\Delta^n r}$ , then we obtain a path

$$\mathcal{P}_z^n = Q^1 - Q^2 - \dots - Q^t \tag{16}$$

in the favored graph with

$$r^d \asymp \#(B_{\Delta^{n_r}} \cap \mathbb{Z}^d) \leq t \leq \#(B_{\Delta^{n_r}} \cap \mathbb{Z}^d)(B_{\Delta^{n_R}} \cap \mathbb{Z}^d) \asymp r^d R^d$$

of blocks of  $T_n$  in the favored graph such that the following holds:

- (1) For each  $i \in \{1, \dots, t\}$  we have  $Q^i \subset B_{\Delta^{n_R}}(z)$ ,
- (2) The blocks  $Q^1$  and  $Q^t$  are subsets of  $B_{\Delta^{n_r}}(z)$ ,
- (3) If  $Q$  is any block of  $T_n$  with  $Q \subset B_{\Delta^{n_r}}(z)$ , then  $Q = Q^i$  for some  $i \in \{1, \dots, t\}$ .

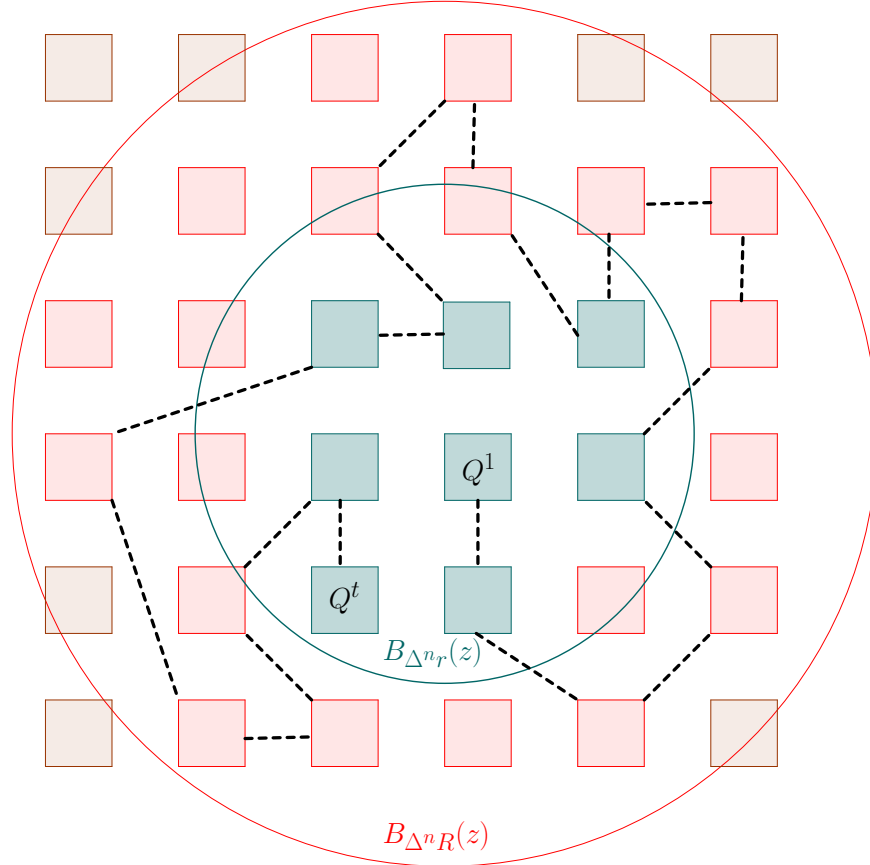


FIGURE 3. The path  $Q_1 - \dots - Q_t$

Finally, set  $\mathcal{P}^n = \bigcup_{z \in \Delta^n \mathbb{Z}^d} \mathcal{P}_z^n$ .

*Step 2: Construction of paths in the graph  $G$  for a fixed scale.* For a logarithmic scale  $n$  and  $x, y \in [\Delta^{n-1}, \Delta^n)$  we construct a path in the graph  $G$  connecting  $x$  and  $y$ .

Fix a logarithmic scale  $n$ . Let  $z \in \Delta^n \mathbb{Z}^d$ . Choose for every block in (16) a favored cone and call the corresponding set of points in the block where this cone

is associated *majority set*. Each majority set contains at least

$$a = \frac{\Delta^{d(n-1)}}{L} \in \mathbb{N}$$

points. WLOG we assume that every majority set contains exactly  $a$  different elements. Then we identify a block in (16) with its majority set, i.e., if  $Q^k$  is the  $k$ -th block in (16), then

$$Q^k = (q_i^k)_{1 \leq i \leq a}.$$

Starting from (16) we now fix certain paths in the graph  $G$ , which then give rise to the collection  $(p_{xy})$ . Let  $i \in \{1, \dots, a\}$ . WLOG we assume that  $t$  is an even number (for odd  $t$  just erase the last edge in the following scheme). Let  $M$  be the set of the following paths in  $G$ :

$$\begin{array}{cccccc} q_i^1 & - & q_i^2 & - & q_i^3 & - & q_i^4 & - & \dots & - & q_i^t \\ q_i^1 & - & q_{i+1}^2 & - & q_i^3 & - & q_{i+1}^4 & - & \dots & - & q_{i+1}^t \\ q_i^1 & - & q_{i+2}^2 & - & q_i^3 & - & q_{i+2}^4 & - & \dots & - & q_{i+2}^t \\ q_i^1 & - & q_{i+3}^2 & - & q_i^3 & - & q_{i+3}^4 & - & \dots & - & q_{i+3}^t \\ \vdots & & \vdots & & \vdots & & \vdots & & \vdots & & \vdots \\ q_i^1 & - & q_{i+a-1}^2 & - & q_i^3 & - & q_{i+a-1}^4 & - & \dots & - & q_{i+a-1}^t \end{array} \quad (17)$$

Here, the lower index is to be read modulo  $a$ , i.e.,  $k+a = k$  for every  $k$ . Since we do this for every  $i \in \{1, \dots, a\}$ , the set  $M$  consists of  $a^2$  paths. Now we associate to every pair  $(x, y) \in$

$$A = \{(x, y) \in B_{\Delta^n 2\sqrt{d}}(z) \times B_{\Delta^n 2\sqrt{d}}(z) \mid |x - y| \in [\Delta^{n-1}, \Delta^n)\}$$

one path of  $M$ . Since the numbers  $a$  and  $\#A$  are comparable, i.e., its ratio is bounded by a number independent of  $n$ , this can be realized by a function

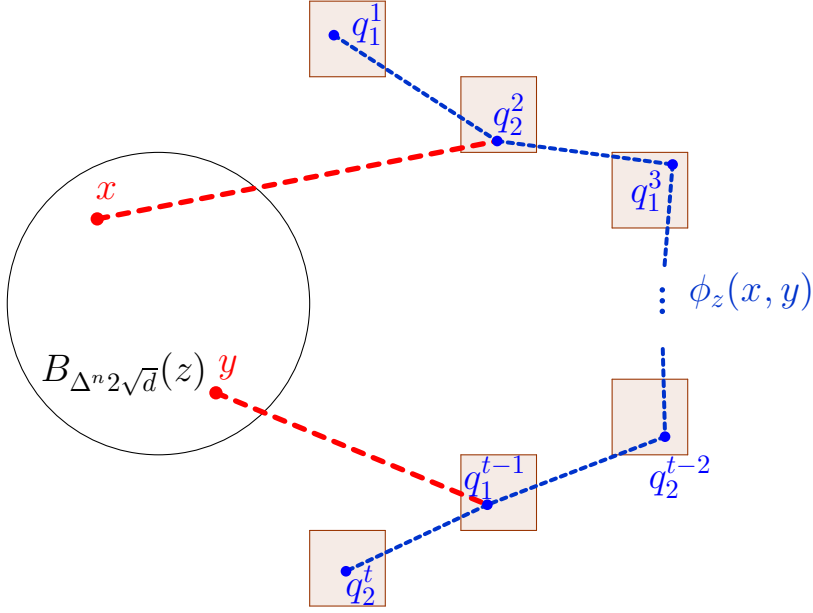
$$\phi_z : A \rightarrow M$$

with

$$\#\phi_z^{-1}(p) \leq K \quad \text{for every } p \in M$$

where  $K \geq 1$  is independent of  $n$  and  $p$ . In order to use the path  $\phi_z(x, y)$  to connect  $x$  and  $y$  it remains to make sure that  $x$  and  $y$  are both connected in  $G$  to one element in  $\phi_z(x, y)$  respectively. This follows from Lemma 5.16 which guarantees that every  $x \in B_{\Delta^n 2\sqrt{d}}(z)$  is connected to every point in some block  $Q^k$  of  $\mathcal{P}_z^n$ . In this way the path  $\phi_z(x, y)$  induces a path in  $G$  that starts in  $x$  and ends in  $y$  (cf. Figure 4).

Using this construction scheme, we have constructed a path for each pair  $(x, y) \in B_{2\sqrt{d}\Delta^n}(z) \times B_{2\sqrt{d}\Delta^n}(z)$  with  $|x - y| \in [\Delta^{n-1}, \Delta^n)$ . Let  $M_z^n$  be the set of all these paths. This principle of construction of the paths can be carried out for every  $z \in \Delta^n \mathbb{Z}^d$ .

FIGURE 4. Construction of a path using  $\phi_z(x, y)$ 

*Step 3: Construction of  $p_{xy}$ .* Note that the whole construction process of step 2 has been performed for an arbitrary  $n \in \mathbb{N}$ . We define  $p_{xy}$  for  $x, y \in \mathbb{Z}^d$  as follows. Choose  $n \in \mathbb{N}$  such that  $|x - y| \in [\Delta^{n-1}, \Delta^n)$ . Next, choose any  $z \in \mathbb{Z}^d$  such that  $\phi_z(x, y)$  represents a path connecting  $x$  and  $y$ . In this way,  $p_{xy} \in \bigcup_{z \in \Delta^n \mathbb{Z}^d} M_z^n$ .

*Step 4: Bounds of the length of each edge path.* The second claim of [Theorem 5.15](#) follows immediately from  $t \leq \#(B_r \cap \mathbb{Z}^d) \cdot \#(B_R \cap \mathbb{Z}^d)$ .

*Step 5: Bounds of the length of each edge.* By construction, all edges used in  $p_{xy}$  for some  $x, y \in \mathbb{Z}^d$  with  $|x - y| \in [\Delta^{n-1}, \Delta^n)$  have lengths bounded from below by  $\Delta^{n-1}$  and from above by  $2\Delta^n R$ . Ergo the fourth claim follows with  $\lambda = 2R\Delta$ .

*Step 6: Bounds of the multiplicity of edges.* According to step 5, it is enough to proof the third claim of [Theorem 5.15](#) for one fixed logarithmic scale. Therefore we fix  $n$ . Assume  $e$  is an edge of length in  $[\Delta^{n-1}, 2\Delta^n R)$ . Then there exists a point  $z \in \Delta^n \mathbb{Z}^d$  so that  $e \in B_{\Delta^n R}(z)$ . Since the number of lattice points in  $B_{2R}$  bounds from above the number of block centers  $z \in \Delta^n \mathbb{Z}^d$  for which  $B_{\Delta^n R}(z)$  contains  $e$ , it is enough to bound the number of times  $e$  is used by paths belonging to a fixed  $z$ . But now by construction (cf. step 1) for every edge in  $B_{\Delta^n R}(z)$  the usage of paths that start in some point  $x$  and end in some other point  $y$  with  $x, y \in B_{\Delta^n 2\sqrt{d}}(z)$  so that  $|x - y| \in [\Delta^{n-1}, \Delta^n)$ , is bounded by  $K$  and this number is independent of the scale.  $\blacksquare$

## 6. PROOF OF THEOREM 1.3

We are now in the position to prove Theorem 1.3. The proof is just an easy consequence of Theorem 5.15.

*Proof.* Let  $R > 0$  and  $x_0 \in \mathbb{R}^d$ . For  $x, y \in B_R(x_0) \cap \mathbb{Z}^d$  denote by  $(x = z_1, z_2, \dots, z_{N-1}, z_N = y)$  the path  $p_{xy}$  that satisfies properties (1)-(4) of Theorem 5.15. For simplicity we assume here that every path in  $(p_{xy})$  is of length  $N$ . Then with use of the properties (1)-(4) of Theorem 5.15 and of (4) we find:

$$\begin{aligned}
 & \sum_{\substack{x, y \in B_R(x_0) \cap \mathbb{Z}^d \\ |x-y| > R_0}} (f(x) - f(y))^2 |x - y|^{-d-\alpha} \\
 & \leq 2\lambda^{d+\alpha} \sum_{\substack{x, y \in B_R(x_0) \cap \mathbb{Z}^d \\ |x-y| > R_0}} \sum_{i=1}^{N-1} (f(z_{i+1}) - f(z_i))^2 |z_{i+1} - z_i|^{-d-\alpha} \\
 & \leq 2\lambda^{d+\alpha} \sum_{\substack{x, y \in B_R(x_0) \cap \mathbb{Z}^d \\ |x-y| > R_0}} (N-1) \max_{i \in \{1, \dots, N-1\}} [(f(z_{i+1}) - f(z_i))^2 |z_{i+1} - z_i|^{-d-\alpha}] \\
 & \leq 2\Lambda\lambda^{d+\alpha} \sum_{\substack{x, y \in B_R(x_0) \cap \mathbb{Z}^d \\ |x-y| > R_0}} (N-1) \max_{i \in \{1, \dots, N-1\}} [(f(z_{i+1}) - f(z_i))^2 \omega(z_{i+1}, z_i)] \\
 & = 2\Lambda\lambda^{d+\alpha} (N-1)M \sum_{\substack{x, y \in B_{(N-1)\lambda R}(x_0) \cap \mathbb{Z}^d \\ |x-y| > R_0}} (f(x) - f(y))^2 \omega(x, y).
 \end{aligned}$$

Therefore  $c = (2\Lambda\lambda^{d+\alpha}(N-1)M)^{-1}$  and  $\kappa = (N-1)\lambda$ . ■

## APPENDIX A. AUXILIARY RESULTS

The following lemma is a version of [6, Lemma 6.9] that matches our integral kernels. Note that [6, Lemma 6.9] is concerned with translation invariant expressions. The proof also applies to our case.

**Lemma A.1.** *Let  $\alpha \in (0, 2)$  and  $\kappa \geq 1$ . For  $B = B_R(x_0)$ ,  $R > 0$ ,  $x_0 \in \mathbb{R}^d$  we set  $B^* = B_{\kappa R}(x_0)$ . Let  $k : \mathbb{R}^d \times \mathbb{R}^d \rightarrow \mathbb{R}$  be a symmetric kernel that satisfies (2). Suppose that for some  $c > 0$*

$$c \int_{B \times B} (f(x) - f(y))^2 |x - y|^{-d-\alpha} d(x, y) \leq \int_{B^* \times B^*} (f(x) - f(y))^2 k(x, y) d(x, y)$$

for every ball  $B \subset \mathbb{R}^d$  and every  $f \in H_k(B^*)$ . Then for every bounded Lipschitz domain  $\Omega \subset \mathbb{R}^d$  there exists a constant  $\tilde{c} = \tilde{c}(d, \kappa, \alpha, \Omega) > 0$  such that for every

$f \in H_k(\Omega)$

$$\tilde{c} \int_{\Omega \times \Omega} (f(x) - f(y))^2 |x - y|^{-d-\alpha} \, d(x, y) \leq \int_{\Omega \times \Omega} (f(x) - f(y))^2 k(x, y) \, d(x, y).$$

The constant  $\tilde{c}$  depends on the domain  $\Omega$  only up to scaling. In particular, if  $\Omega$  is a ball, the constant can be chosen independently of  $\Omega$ . For  $0 < \alpha_0 \leq \alpha < 2$ , the constant  $\tilde{c}$  depends on  $\alpha_0$  but not on  $\alpha$ .

*Proof.* Let  $\Omega$  be a bounded Lipschitz domain. The Whitney decomposition technique provides a family  $\mathcal{B}$  of balls with the following properties.

- (i) There exists a constant  $c = c(d)$  such that for every  $x, y \in \Omega$  with  $|x - y| < c \operatorname{dist}(x, \partial\Omega)$  there exists a ball  $B \in \mathcal{B}$  with  $x, y \in B$ .
- (ii) For every  $B \in \mathcal{B}$ ,  $B^* \subset \Omega$ .
- (iii) The family  $\{B^*\}_{B \in \mathcal{B}}$  has the finite overlapping property, i.e., each point of  $\Omega$  belongs to at most  $M = M(d)$  balls  $B^*$ .

Thus for each  $f \in H_k(\Omega)$ ,

$$\begin{aligned} & \int_{\Omega \times \Omega} (f(x) - f(y))^2 k(x, y) \, d(x, y) \\ & \geq \frac{1}{M^2} \sum_{B \in \mathcal{B}} \int_{B^* \times B^*} (f(x) - f(y))^2 k(x, y) \, d(x, y) \\ & \geq \frac{c}{M^2} \sum_{B \in \mathcal{B}} \int_{B \times B} (f(x) - f(y))^2 |x - y|^{-d-\alpha} \, d(x, y) \\ & \geq \frac{c\tilde{c}}{M^2} \int_{\Omega \times \Omega} (f(x) - f(y))^2 |x - y|^{-d-\alpha} \, d(x, y), \end{aligned} \tag{18}$$

where we applied inequality (13) in [5, proof of Theorem 1] to derive the last inequality, see also [9, Theorem 1.6]. For a scaled version of  $\Omega$ , we can scale all balls in the family  $\mathcal{B}$  by the same factor and arrive at the same constant  $\tilde{c}$ . The constant stays bounded when  $\alpha \in [\alpha_0, 2)$  for  $\alpha_0 > 0$ .  $\blacksquare$

The next lemma follows from Lebesgue's differentiation theorem.

**Lemma A.2.** *Let  $\varphi : \mathbb{R}^d \rightarrow \mathbb{R}$  be locally integrable. The following holds for almost every  $s \in \mathbb{R}^d$ . If  $(x_h)_{h>0}$  is a sequence in  $h\mathbb{Z}^d$  such that  $s \in \tilde{A}_h(x_h)$  for every  $h > 0$ , then*

$$\frac{1}{\lambda_d(\tilde{A}_h(x_h))} \int_{\tilde{A}_h(x_h)} \varphi(t) \, dt \xrightarrow{h \rightarrow 0} \varphi(s).$$

*Proof.* The cube  $\tilde{A}_h(x_h)$  is contained in the ball  $B_{2h\sqrt{d}}(s)$  and we know  $\lambda_d(\tilde{A}_h(x_h)) = c\lambda_d(B_{2h\sqrt{d}}(s))$  for a constant  $c$  only depending on the dimension

$d$ . Thus it follows by Lebesgue’s differentiation theorem (cf [13, Theorem 1.4 and Corollary 1.7 of Chapter 3]) for almost every  $s \in \mathbb{R}^d$

$$\begin{aligned} & \frac{1}{\lambda_d(A_h(x_h))} \int_{A_h(x_h)} |\varphi(t) - \varphi(s)| \, ds \\ & \leq \frac{1}{\lambda_d(B_{2h\sqrt{d}}(s))} \int_{B_{2h\sqrt{d}}(s)} |\varphi(t) - \varphi(s)| \, ds \xrightarrow{h \rightarrow 0} 0. \end{aligned}$$

This implies our claim. ■

### ACKNOWLEDGEMENT

The authors thank Bartek Dyda for helpful discussions.

### REFERENCES

- [1] R. A. Adams and J. J. F. Fournier. *Sobolev spaces*, volume 140 of *Pure and Applied Mathematics (Amsterdam)*. Elsevier/Academic Press, Amsterdam, second edition, 2003.
- [2] M. S. Agranovich. *Sobolev spaces, their generalizations and elliptic problems in smooth and Lipschitz domains*. Springer Monographs in Mathematics. Springer, Cham, 2015. Revised translation of the 2013 Russian original.
- [3] G. Debreu. Integration of correspondences. In *Proc. Fifth Berkeley Sympos. Math. Statist. and Probability (Berkeley, Calif., 1965/66), Vol. II: Contributions to Probability Theory, Part 1*, pages 351–372. Univ. California Press, Berkeley, Calif., 1967.
- [4] F. Demengel and G. Demengel. *Functional spaces for the theory of elliptic partial differential equations*. Universitext. Springer, London; EDP Sciences, Les Ulis, 2012. Translated from the 2007 French original by Reinie Ern e.
- [5] B. Dyda. On comparability of integral forms. *J. Math. Anal. Appl.*, 318(2):564–577, 2006.
- [6] B. Dyda and M. Kassmann. Regularity estimates for elliptic nonlocal operators. <http://arxiv.org/abs/1509.08320>, 2015.
- [7] M. Fukushima, Y. Ōshima, and M. Takeda. *Dirichlet forms and symmetric Markov processes*, volume 19 of *de Gruyter Studies in Mathematics*. Walter de Gruyter & Co., Berlin, 1994.
- [8] C. Imbert and L. Silvestre. Weak Harnack inequality for the Boltzmann equation without cut-off. <http://arxiv.org/abs/1608.07571>, 2016.
- [9] M. Prats and E. Saksman. A  $T(1)$  Theorem for Fractional Sobolev Spaces on Domains. *J. Geom. Anal.*, 27(3):2490–2538, 2017.
- [10] T. Runst and W. Sickel. *Sobolev spaces of fractional order, Nemytskij operators, and nonlinear partial differential equations*, volume 3 of *de Gruyter Series in Nonlinear Analysis and Applications*. Walter de Gruyter & Co., Berlin, 1996.
- [11] L. Silvestre. A new regularization mechanism for the Boltzmann equation without cut-off. <http://arxiv.org/pdf/1412.4706v1>, 2015.
- [12] L. N. Slobodeckii. Generalized Sobolev spaces and their application to boundary problems for partial differential equations. *Leningrad. Gos. Ped. Inst. U en. Zap.*, 197:54–112, 1958.
- [13] E. M. Stein and R. Shakarchi. *Real analysis*, volume 3 of *Princeton lectures in analysis / Elias M. Stein & Rami Shakarchi ; 3*. Princeton Univ. Press, Princeton [u.a.], 2005.

*E-mail address:* `bux_math@kubux.net`

UNIVERSITÄT BIELEFELD, FAKULTÄT FÜR MATHEMATIK, POSTFACH 100131, D-33501 BIELEFELD, GERMANY

*E-mail address:* `moritz.kassmann@uni-bielefeld.de`

UNIVERSITÄT BIELEFELD, FAKULTÄT FÜR MATHEMATIK, POSTFACH 100131, D-33501 BIELEFELD, GERMANY

*E-mail address:* `tschulze@math.uni-bielefeld.de`

UNIVERSITÄT BIELEFELD, FAKULTÄT FÜR MATHEMATIK, POSTFACH 100131, D-33501 BIELEFELD, GERMANY