

Optimal tests for circular reflective symmetry about an unknown central direction

Jose Ameijeiras-Alonso^a, Christophe Ley^b, Arthur Pewsey^c, Thomas Verdebout^d

^a*Department of Statistics, Mathematical Analysis and Optimization, Universidade de Santiago de Compostela, Spain*

^b*Department of Applied Mathematics, Computer Science and Statistics, Ghent University, Belgium*

^c*Department of Mathematics, University of Extremadura, Spain*

^d*Mathematics Department, Brussels Free University, Belgium*

Abstract

Parametric and semiparametric tests of circular reflective symmetry about an unknown central direction are developed that are locally and asymptotically optimal in the Le Cam sense against asymmetric k -sine-skewed alternatives. The results from Monte Carlo studies comparing the rejection rates of tests with those of previously proposed tests lead to recommendations regarding the use of the various tests with small- to medium-sized samples. Analyses of data on the directions of cracks in cemented femoral components and the times of gun crimes in Pittsburgh illustrate the proposed methodology and its bootstrap extension.

1. Introduction

Symmetry, or more precisely *reflective symmetry*, is one of the most frequently encountered simplifying assumptions, the rejection of which generally leads to the subsequent exploration of models with more parameters than their symmetric counterparts. Its rejection also raises important issues as to precisely which of a distribution's characteristics are of primary and secondary interest.

For data observed on the real line, or *linear data* for short, numerous procedures have been proposed for testing symmetry. Such tests divide into two main groups: those for which the centre of the distribution is assumed known, or specified, and those for which it is not. Pewsey (2004) provides references for tests in the first category, and Pewsey (2002) for tests in the second. The latter is the one most directly relevant to the testing scenario considered here.

Email addresses: jose.ameijeiras@usc.es (Jose Ameijeiras-Alonso), christophe.ley@ugent.be (Christophe Ley), apewsey@unex.es (Arthur Pewsey), tverdebo@ulb.ac.be (Thomas Verdebout)

For data whose natural support is the unit circle, things are somewhat more involved because, due to the circle’s compactness and isometries of rotation and reflection, “symmetry” is not uniquely defined. There are thus at least four symmetry testing set-ups that might be of interest when analyzing circular data. The first, that of testing for cyclic, or l -fold, symmetry has no equivalent for linear data. Permutation-based procedures for this scenario were proposed by Jupp and Spurr (1983). The second set-up, testing for symmetry about a specified axis against rotation alternatives, was considered by Schach (1969). He obtained results for locally most powerful linear rank tests. The third scenario involves testing for reflective symmetry about some known or specified median direction. Tests for this set-up were proposed by Pewsey (2004) and Ley and Verdebout (2014). Finally, the fourth testing scenario, and the one that we consider here, is that of reflective symmetry about some unknown central direction. Pewsey (2002) proposed a simple omnibus test for this set-up based on the sample second sine moment about the mean direction, \bar{b}_2 .

In this paper we develop optimal tests of the null hypothesis that the distribution from which a random sample of circular data was drawn is reflectively symmetric about an unknown central direction against the alternative hypothesis that the distribution is k -sine-skewed. The definition and basic properties of the k -sine-skewed family are given in Section 2, and a *uniform local asymptotic normality* (ULAN) property established for the family in Section 2.2. In Section 3.1, optimal parametric tests for circular reflective symmetry about an unknown central direction are developed which assume that the form of the base symmetric unimodal circular density is known. This last assumption is relaxed in Section 3.2 where optimal semi-parametric tests for circular reflective symmetry about an unknown central direction are developed which assume that the form of the base symmetric unimodal circular density is unknown but posited to be of a specified kind. Results from simulation experiments designed to explore and compare the size and power characteristics of the tests proposed here with those of Pewsey (2002, 2004) and Ley and Verdebout (2014) are reported in Section 4. On the basis of those results, recommendations are made concerning the application of the various tests. In Section 5 various tests of reflective symmetry are applied in the analysis of circular data on the cracks in cemented femoral components and the times of gun crimes. The paper ends with Section 6 in which our findings, related issues and extensions are discussed. Proofs of Lemma 3.1, Lemma 3.2 and Theorem 3.1 are presented in Appendix A, Appendix B and Appendix C, respectively. Additional results from the Monte Carlo studies reported in Section 4 are provided in Appendix D.

2. The k -sine-skewed family of distributions and its ULAN property

In this section we review the definition of the k -sine-skewed family of distributions and its properties, including its crucial ULAN property established in Ley and Verdebout (2014).

2.1. The k -sine-skewed family

Let

$$\mathcal{F} := \left\{ f_0 : f_0(\theta) > 0, f_0(\theta + 2\pi k) = f_0(\theta) \forall k \in \mathbb{Z}, f_0(-\theta) = f_0(\theta), \right. \\ \left. f_0 \text{ unimodal in } \theta \in [-\pi, \pi) \text{ with mode at } 0, \int_{-\pi}^{\pi} f_0(\theta) d\theta = 1 \right\}$$

denote the family of unimodal circular densities that are reflectively symmetric about the zero direction. Some of the best-known members of \mathcal{F} are the von Mises, cardioid, wrapped Cauchy and wrapped normal densities, given, respectively, by: $f_{\text{VM}\kappa}(\theta) = \frac{1}{2\pi I_0(\kappa)} \exp(\kappa \cos \theta)$, for $\kappa > 0$, where I_k denotes the modified Bessel function of the first kind and order k ; $f_{\text{C}\rho}(\theta) = \frac{1}{2\pi} (1 + 2\rho \cos \theta)$, for $0 \leq \rho < 1/2$; $f_{\text{WC}\rho}(\theta) = \frac{1}{2\pi} \left(\frac{1-\rho^2}{1+\rho^2-2\rho \cos \theta} \right)$, for $0 \leq \rho < 1$; $f_{\text{WN}\rho}(\theta) = \frac{1}{2\pi} (1 + 2 \sum_{p=1}^{\infty} \rho^{p^2} \cos(p\theta))$, for $0 \leq \rho < 1$. In these densities, κ and ρ are concentration parameters, with ρ denoting the mean resultant length. A location parameter $\mu \in [-\pi, \pi)$ can readily be introduced to change the centre of symmetry, leading to densities of the form $f_0(\theta - \mu)$ with modal direction μ .

Inspired by the perturbation approach of Azzalini and Capitanio (2003), Umbach and Jammalamadaka (2009) proposed circular densities of the form

$$2f_0(\theta - \mu)G(\omega(\theta - \mu)),$$

where G is the cdf of some reflectively symmetric circular distribution and ω is a weighting function satisfying: (i) $\omega(-\theta) = -\omega(\theta)$; (ii) $\omega(\theta + 2\pi k) = \omega(\theta) \forall k \in \mathbb{Z}$; (iii) $|\omega(\theta)| \leq \pi$. For reasons of mathematical tractability, Umbach and Jammalamadaka (2009) focused on the case when $G(\theta) = (\pi + \theta)/(2\pi)$, the cdf of the circular uniform distribution, and $\omega(\theta) = \lambda \pi \sin(k\theta)$, $k \in \mathbb{N}_0$, $\lambda \in [-1, 1]$. These choices yield the k -sine-skewed family of distributions with density

$$f_{\mu,\lambda}^k(\theta) := f_0(\theta - \mu)[1 + \lambda \sin(k(\theta - \mu))]. \quad (2.1)$$

Appealing properties of such densities include: (i) $f_{\mu,\lambda}^k(\mu - \theta) = f_{\mu,-\lambda}^k(\mu + \theta)$; (ii) $f_{\mu,\lambda}^k(\mu) = f_0(0)$ independently of the value of λ ; (iii) $f_{\mu,\lambda}^k(\mu - \pi)$ and $f_{\mu,\lambda}^k(\mu + \pi)$ coincide. The base reflectively symmetric unimodal circular density, f_0 , is unperturbed if $\lambda = 0$. When $k = 1$, λ mainly acts as a skewness parameter, with (2.1) being skew to the left if $\lambda > 0$ or to the

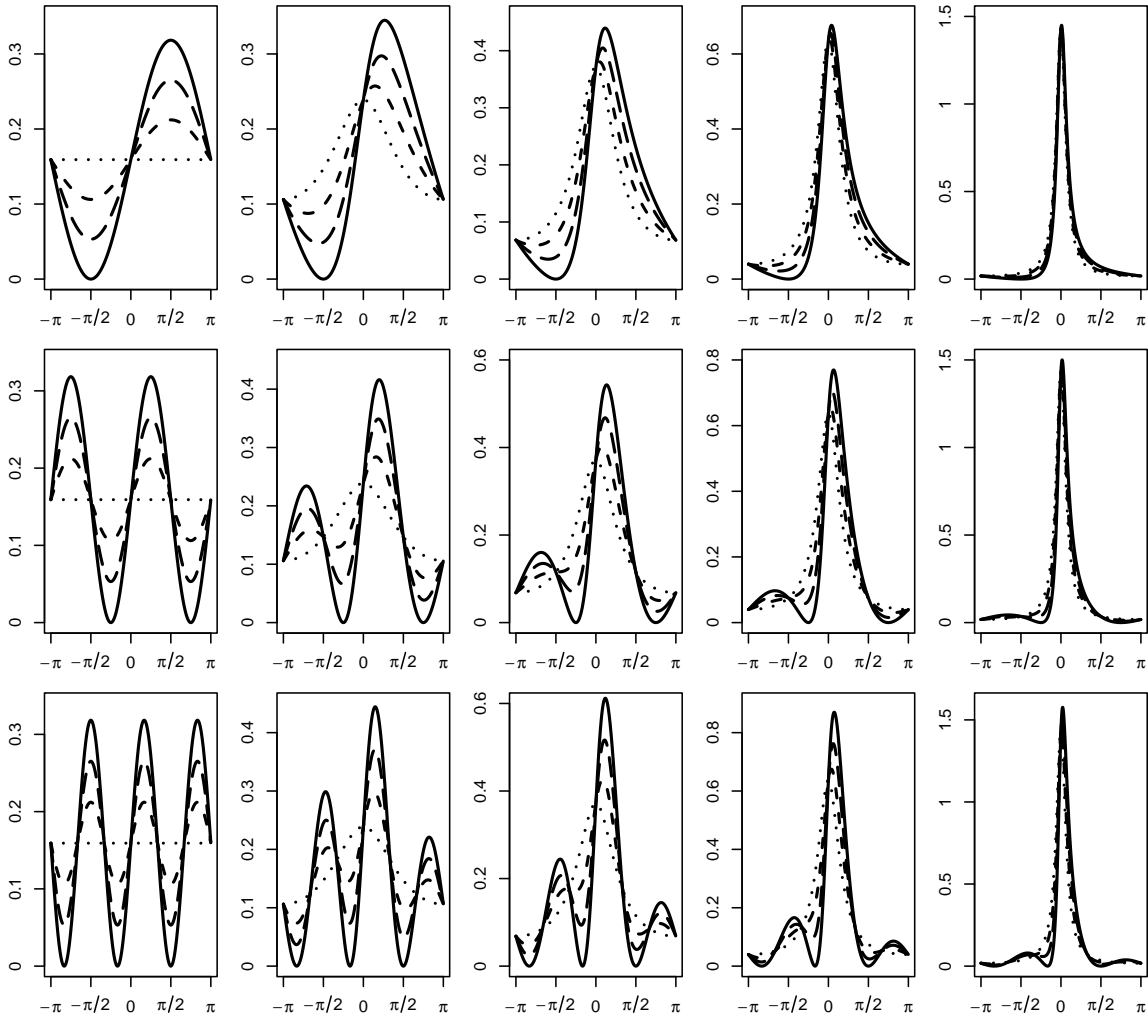


Figure 1: k -sine-skewed wrapped Cauchy densities with $\mu = 0$ and $k = 1$ (top row), $k = 2$ (middle row), $k = 3$ (bottom row). The five columns correspond, from left to right, to $\rho = 0, 0.2, 0.4, 0.6, 0.8$. In each panel, $\lambda = 0$ (dotted), $\lambda = 1/3$ (dashed), $\lambda = 2/3$ (long-dashed), $\lambda = 1$ (solid).

right if $\lambda < 0$, and the density is generally unimodal. However, for certain base density and parameter combinations, (2.1) can be bimodal (Abe and Pewsey, 2011). For $k \geq 2$ and $\lambda \neq 0$, (2.1) is generally multimodal, λ determining the number of modes as well as their heights and skewness. Being interested in unimodal models, Abe and Pewsey (2011) restricted their attention to the $k = 1$ case, with densities

$$f_{\mu,\lambda}(\theta) := f_0(\theta - \mu)[1 + \lambda \sin(\theta - \mu)], \quad (2.2)$$

referring to them as *sine-skewed circular densities*. The reference to k -sine-skewed distributions extends their terminology. Figure 1 portrays examples of k -sine-skewed densities when f_0 is wrapped Cauchy.

In applications, k -sine-skewed distributions have been used as models for ant orientation data and the times of thunder storms, in Abe and Pewsey (2011), the CO₂ daily cycle at a

rural site, in Pérez et al. (2012), and forest disturbance regimes, in Abe et al. (2012).

The k -sine-skewed family is an appealing one in the sense that it provides a dense family of distributions capable of describing varied forms of departure from the reflectively symmetric unimodal circular densities in \mathcal{F} . This is the motivation for considering its cases with $\lambda \neq 0$ as the alternatives in our tests.

2.2. The ULAN property of k -sine-skewed densities

Let $\Theta_1, \dots, \Theta_n$ be i.i.d. circular observations with common density (2.1). For any reflectively symmetric unimodal base density $f_0 \in \mathcal{F}$ and any $k \in \mathbb{N}_0$, denote the joint distribution of the n -tuple $\Theta_1, \dots, \Theta_n$ by $P_{\boldsymbol{\vartheta}; f_0, k}^{(n)}$, where $\boldsymbol{\vartheta} := (\mu, \lambda)' \in [-\pi, \pi) \times [-1, 1]$. Since $f_{\mu, \lambda}^k = f_0$ when $\lambda = 0$, and hence does not depend on k , we drop the index k and simply write $P_{\boldsymbol{\vartheta}; f_0}^{(n)}$ at $\boldsymbol{\vartheta} = \boldsymbol{\vartheta}_0 := (\mu, 0)'$. Any pair (f_0, k) induces the *parametric* model

$$\mathcal{P}_{f_0, k}^{(n)} := \left\{ P_{\boldsymbol{\vartheta}; f_0, k}^{(n)} : \boldsymbol{\vartheta} \in [-\pi, \pi) \times [-1, 1] \right\},$$

whereas any $k \in \mathbb{N}_0$ induces the *semi-parametric* model $\mathcal{P}_k^{(n)} := \cup_{f_0 \in \mathcal{F}} \mathcal{P}_{f_0, k}^{(n)}$.

The ULAN property of the parametric model $\mathcal{P}_{f_0, k}^{(n)}$ in the vicinity of unimodal reflective symmetry, i.e. around $\lambda = 0$, was established by Ley and Verdebout (2014) and is crucial to the development of our tests. Its derivation requires the following mild regularity condition on the base density f_0 to hold.

ASSUMPTION A: *The base density $f_0(\theta)$ is \mathcal{C}^1 almost everywhere over $[-\pi, \pi)$, or equivalently over \mathbb{R} by periodicity, with derivative \dot{f}_0 almost everywhere.*

Most classical reflectively symmetric unimodal densities satisfy this requirement. Note that the continuously differentiable condition over a compact manifold, combined with the fact that $f_0 > 0$, implies that the Fisher information quantity for location, $I_{f_0} := \int_{-\pi}^{\pi} \varphi_{f_0}^2(\theta) f_0(\theta) d\theta$, where $\varphi_{f_0} = -\dot{f}_0/f_0$, is finite. The ULAN property of the parametric model $\mathcal{P}_{f_0, k}^{(n)}$ with respect to $\boldsymbol{\vartheta} = (\mu, \lambda)'$, in the vicinity of unimodal reflective symmetry, then takes the following form.

Theorem 2.1. *Suppose $f_0 \in \mathcal{F}$, $k \in \mathbb{N}_0$ and that Assumption A holds. Then, for any $\mu \in [-\pi, \pi)$, the parametric family of densities $\mathcal{P}_{f_0, k}^{(n)}$ is ULAN at $\boldsymbol{\vartheta}_0 = (\mu, 0)'$ with central sequence*

$$\begin{aligned} \Delta_{f_0, k}^{(n)}(\boldsymbol{\mu}) &:= \begin{pmatrix} \Delta_{f_0, k; 1}^{(n)}(\boldsymbol{\mu}) \\ \Delta_{k; 2}^{(n)}(\boldsymbol{\mu}) \end{pmatrix} \\ &:= \frac{1}{\sqrt{n}} \sum_{i=1}^n \begin{pmatrix} \varphi_{f_0}(\Theta_i - \mu) \\ \sin(k(\Theta_i - \mu)) \end{pmatrix}, \end{aligned}$$

and corresponding Fisher information matrix

$$\mathbf{\Gamma}_{f_0,k} := \begin{pmatrix} \Gamma_{f_0,k;11} & \Gamma_{f_0,k;12} \\ \Gamma_{f_0,k;12} & \Gamma_{f_0,k;22} \end{pmatrix},$$

where $\Gamma_{f_0,k;11} := I_{f_0}$, $\Gamma_{f_0,k;12} := -\int_{-\pi}^{\pi} \sin(k\theta) \dot{f}_0(\theta) d\theta$ and $\Gamma_{f_0,k;22} := \int_{-\pi}^{\pi} \sin^2(k\theta) f_0(\theta) d\theta$.

More precisely, for any $\mu^{(n)} = \mu + O(n^{-1/2})$ and for any bounded sequence $\boldsymbol{\tau}^{(n)} = (\tau_1^{(n)}, \tau_2^{(n)})' \in \mathbb{R}^2$ such that $\mu^{(n)} + n^{-1/2}\tau_1^{(n)}$ remains in $[-\pi, \pi]$ and $n^{-1/2}\tau_2^{(n)}$ in $[-1, 1]$, we have

$$\begin{aligned} \Lambda_{(\mu^{(n)} + n^{-1/2}\tau_1^{(n)}, n^{-1/2}\tau_2^{(n)})' / (\mu^{(n)}, 0)' ; f_0, k}^{(n)} &:= \log \left(d\mathbb{P}_{(\mu^{(n)} + n^{-1/2}\tau_1^{(n)}, n^{-1/2}\tau_2^{(n)})' ; f_0, k}^{(n)} / d\mathbb{P}_{(\mu^{(n)}, 0)' ; f_0}^{(n)} \right) \\ &= \boldsymbol{\tau}^{(n)'} \Delta_{f_0, k}^{(n)}(\mu^{(n)}) - (1/2)\boldsymbol{\tau}^{(n)'} \mathbf{\Gamma}_{f_0, k} \boldsymbol{\tau}^{(n)} + o_{\mathbb{P}}(1) \end{aligned} \quad (2.3)$$

and $\Delta_{f_0, k}^{(n)}(\mu^{(n)}) \xrightarrow{\mathcal{D}} \mathcal{N}_2(\mathbf{0}, \mathbf{\Gamma}_{f_0, k})$, both under $\mathbb{P}_{(\mu^{(n)}, 0)' ; f_0}^{(n)}$ as $n \rightarrow \infty$.

The proof of Theorem 2.1 is given in Ley and Verdebout (2014), where a brief discussion of the minimal conditions required for the ULAN property to hold is also provided. The Fisher information for departures from unimodal reflective symmetry, $\Gamma_{f_0, k;22}$, and hence the cross-information quantity $\Gamma_{f_0, k;12}$, can easily be shown to be finite by bounding \sin^2 by 1 under the integral sign. Note that the constant k has no effect on the validity of Theorem 2.1 and that $\Delta_{k;2}^{(n)}(\mu)$ does not depend on f_0 .

Remark 1. For the ULAN property to hold, the Fisher information matrix $\mathbf{\Gamma}_{f_0, k}$ must be non-singular. Proposition 1 of Ley and Verdebout (2014) states that this is always the case, except for when f_0 is von Mises and $k = 1$. As we shall see in the sequel, a singular information matrix is of no relevance when building tests for reflective symmetry about a *known* central direction but precludes the construction of a powerful test for reflective symmetry against von-Mises-based sine-skewed alternatives when the central direction is *unknown*.

3. Optimal tests for reflective symmetry about an unknown central direction

Ley and Verdebout (2014) proposed locally and asymptotically optimal tests, in the Le Cam sense, for reflective symmetry within the k -sine-skewed family when μ is *known*. In this section, we first consider the *parametric* testing problem

$$\begin{cases} \mathcal{H}_{0;f_0} := \cup_{\mu \in [-\pi, \pi]} \mathbb{P}_{(\mu, 0)' ; f_0}^{(n)}, \\ \mathcal{H}_{1;f_0, k} := \cup_{\lambda \neq 0 \in [-1, 1]} \cup_{\mu \in [-\pi, \pi]} \mathbb{P}_{(\mu, \lambda)' ; f_0, k}^{(n)}, \end{cases} \quad (3.4)$$

where f_0 is a specified density belonging to \mathcal{F} and the unknown central direction under $\mathcal{H}_{0;f_0}$ is estimated.

A drawback of the above tests is that they are only valid under the parametric null hypothesis $\mathcal{H}_{0;f_0}$ with f_0 specified. In order to address the more general null hypothesis of reflective symmetry, we need a test statistic whose asymptotic distribution is valid under any symmetric density $g_0 \in \mathcal{F}$. Thus, we subsequently consider the more demanding testing problem

$$\begin{cases} \mathcal{H}_0 := \cup_{\mu \in [-\pi, \pi]} \cup_{g_0 \in \mathcal{F}} \mathbb{P}_{(\mu, 0)'; g_0}^{(n)}, \\ \mathcal{H}_{1; k} := \cup_{\lambda \neq 0 \in [-1, 1]} \cup_{\mu \in [-\pi, \pi]} \cup_{g_0 \in \mathcal{F}} \mathbb{P}_{(\mu, \lambda)'; g_0, k}^{(n)}, \end{cases} \quad (3.5)$$

in which the location parameter μ and the density g_0 both take on nuisance roles.

For both problems, we make use of the ULAN property of Theorem 2.1 to derive tests that (i) are valid under the null hypotheses considered and (ii) achieve local and asymptotic parametric optimality against a k -sine-skewed alternative characterized by the fixed couple $(f_0, k) \in (\mathcal{F} \times \mathbb{N}_0)$. In the semi-parametric testing problem (3.5), f_0 and k are chosen *a priori* by the practitioner and we derive tests $\phi_k^{(n); f_0}$ that are asymptotically optimal against the (f_0, k) -sine-skewed alternative and are such that

$$\lim_{n \rightarrow \infty} \mathbb{E}[\phi_k^{(n); f_0}] \leq \alpha,$$

where the expectation is taken under any possible $\mathbb{P}_{(\mu, 0)'; g_0}^{(n)}$ belonging to \mathcal{H}_0 : i.e., they are valid under *any* density $g_0 \in \mathcal{F}$.

3.1. Optimal tests: parametric scenario

For the testing problem (3.4), our tests are constructed using a root- n consistent and discretized (see Assumption B below) estimator $\hat{\mu}^{(n)}$. The main reason why this testing problem is more demanding than the fixed- μ problem considered in Ley and Verdebout (2014) is because the Fisher information matrix $\Gamma_{f_0, k}$ is not, in general, diagonal. If the information matrix $\Gamma_{f_0, k}$ were diagonal, the substitution of $\hat{\mu}^{(n)}$ for μ would, asymptotically, have no influence on the behavior of the central sequence for departures from unimodal reflective symmetry $\Delta_{k; 2}^{(n)}(\mu)$.

Remark 2. The information matrix $\Gamma_{f_0, k}$ is never diagonal if $k = 1$. This can be seen by noting that $\sin(\theta)\varphi_{f_0}(\theta)f_0(\theta) > 0$ over $(-\pi, \pi)$. On the other hand, when $k > 1$ we can find densities for which $\Gamma_{f_0, k; 12} = 0, \forall k \in \{2, 3, \dots\}$. If the density function is square integrable on $[-\pi, \pi)$ this happens when $\alpha_k = \mathbb{E}[\cos k\Theta] = 0$ for $\Theta \sim f_0$, which can be proved using the Fourier expansion (see Jammalamadaka and SenGupta, 2001, Section 2.1) of density (2.1). A well-known example where this occurs is the cardioid density, for which $\alpha_1 = \rho$ and $\alpha_k = 0$ for $k > 1$.

From Remark 2, the covariance $\Gamma_{f_0,k;12}$ is only rarely null. Hence, a local perturbation of μ has the same asymptotic impact on $\Delta_{k;2}^{(n)}(\mu)$ as a local perturbation of $\lambda = 0$. It follows that the cost of not knowing the value of μ is strictly positive when performing inference on λ : the stronger the correlation between μ and λ , the larger that cost. The worst case occurs when the information matrix is singular (see Remark 1), which leads to asymptotic local powers equal to the nominal level α . For this scenario, the best possible test is that which ignores the data and simply rejects the null hypothesis with probability α . Henceforth we refer to such a test as the “trivial test”.

We address the cost of estimating μ by removing the effect of the location central sequence $\Delta_{f_0,k;1}^{(n)}(\mu)$ from the skewness central sequence $\Delta_{k;2}^{(n)}(\mu)$. To achieve this we use a Gram-Schmidt orthogonalization approach. We project $\Delta_{k;2}^{(n)}(\mu)$ onto the subspace orthogonal to $\Delta_{f_0,k;1}^{(n)}(\mu)$, which ensures that the resulting *f₀-efficient central sequence for skewness* $\Delta_{f_0,k;2}^{(n)eff}(\mu)$ and $\Delta_{f_0,k;1}^{(n)}(\mu)$ are asymptotically uncorrelated. This new central sequence is of the form

$$\begin{aligned}\Delta_{f_0,k;2}^{(n)eff}(\mu) &:= \Delta_{k;2}^{(n)}(\mu) - \frac{\Gamma_{f_0,k;12}}{\Gamma_{f_0,k;11}} \Delta_{f_0,k;1}^{(n)}(\mu) \\ &= n^{-1/2} \sum_{i=1}^n \left(\sin(k(\Theta_i - \mu)) - \frac{\Gamma_{f_0,k;12}}{\Gamma_{f_0,k;11}} \varphi_{f_0}(\Theta_i - \mu) \right).\end{aligned}\quad (3.6)$$

Now we make use of another important consequence of the ULAN property, namely the *asymptotic linearity property*:

$$\Delta_{f_0,k}^{(n)}(\mu + n^{-1/2}\tau_1^{(n)}) - \Delta_{f_0,k}^{(n)}(\mu) = -\Gamma_{f_0,k}(\tau_1^{(n)}, 0)' + o_P(1) \quad (3.7)$$

under $P_{(\mu,0)';f_0}^{(n)}$ as $n \rightarrow \infty$, with $\tau_1^{(n)} \in \mathbb{R}$ as in Theorem 2.1. We refer the reader to Sections 2 and 3 of Koudou and Ley (2014) for in-depth discussions of these issues. It is not difficult to derive the asymptotic linearity property of $\Delta_{f_0,k;2}^{(n)eff}(\mu)$ from (3.7), namely:

$$\Delta_{f_0,k;2}^{(n)eff}(\mu + n^{-1/2}\tau_1^{(n)}) - \Delta_{f_0,k;2}^{(n)eff}(\mu) = o_P(1) \quad (3.8)$$

under $P_{(\mu,0)';f_0}^{(n)}$ as $n \rightarrow \infty$.

Now consider replacing the non-random bounded sequence $\tau_1^{(n)}$ with $n^{1/2}(\hat{\mu}^{(n)} - \mu)$ for some root- n consistent estimator $\hat{\mu}^{(n)}$. The latter is bounded in probability and, via Lemma 4.4 of Kreiss (1987), serves as an ideal candidate for $\tau_1^{(n)}$, provided the following assumption holds.

ASSUMPTION B: *The sequence of estimators $\hat{\mu}^{(n)}$ is (i) root- n consistent, i.e. $n^{1/2}(\hat{\mu}^{(n)} - \mu) = O_P(1)$ as $n \rightarrow \infty$, under $P_{(\mu,0)';f_0}^{(n)}$, and (ii) locally asymptotically discrete, meaning that, for all $\mu \in [-\pi, \pi)$ and all $c > 0$, there exists an $M = M(c) > 0$ such that the number*

of possible values of $\hat{\mu}^{(n)}$ in intervals of the form $\{t \in \mathbb{R} : n^{1/2}|t - \mu| \leq c\}$ is bounded by M , uniformly as $n \rightarrow \infty$.

Note that Assumption B(ii) is a purely technical requirement, with little practical implication. Indeed, for fixed sample size, any estimator can be considered part of a locally asymptotically discrete sequence. However, it is this assumption that enables us to replace $\tau_1^{(n)}$ by $n^{1/2}(\hat{\mu}^{(n)} - \mu)$ in (3.8) thanks to the aforementioned Lemma 4.4 of Kreiss (1987), yielding

$$\Delta_{f_0,k;2}^{(n)eff}(\hat{\mu}^{(n)}) - \Delta_{f_0,k;2}^{(n)eff}(\mu) = o_P(1) \quad (3.9)$$

under $P_{(\mu,0)';f_0}^{(n)}$ as $n \rightarrow \infty$.

Our locally and asymptotically maximin f_0 -parametric test, $\phi_k^{(n);f_0}$, rejects $\mathcal{H}_{0;f_0}$ at asymptotic level α whenever the statistic

$$Q_k^{(n);f_0} := \frac{|\Delta_{f_0,k;2}^{(n)eff}(\hat{\mu}^{(n)})|}{\Gamma_{f_0,k;22.1}^{1/2}}$$

exceeds the upper $\alpha/2$ quantile of the standard normal distribution, $z_{1-\alpha/2}$, where $\Gamma_{f_0,k;22.1} := \Gamma_{f_0,k;22} - \frac{\Gamma_{f_0,k;12}^2}{\Gamma_{f_0,k;11}}$ is the asymptotic variance of $\Delta_{f_0,k;2}^{(n)eff}(\mu)$ under $P_{(\mu,0)';f_0}^{(n)}$. Optimal properties of this test statistic are described in Section 3.2.

Different constructions of the test statistic $Q_k^{(n);f_0}$ are available depending on the choice of f_0 and k . Among the possible candidate base symmetric densities, here we describe the test statistic for three well-known models: the von Mises, the cardioid and the wrapped Cauchy. The sine-skewed extensions of these models were studied by Abe and Pewsey (2011).

3.1.1. Von Mises distribution

For the von Mises distribution, $\varphi_{f_{VM\kappa}}(\theta) = \kappa \sin(\theta)$, $\Gamma_{f_{VM\kappa},k;11} = \kappa A_1(\kappa)$, $\Gamma_{f_{VM\kappa},k;12} = k A_k(\kappa)$ and $\Gamma_{f_{VM\kappa},k;22} = (1 - A_{2k}(\kappa))/2$, where $A_k(\kappa) = I_k(\kappa)/I_0(\kappa)$. As mentioned previously, when $k = 1$ the Fisher information matrix is singular and the resulting test reduces to the trivial test. For $k > 1$, the test statistic is

$$Q_k^{(n);f_{VM\kappa}} := \frac{n^{-1/2} \sum_{i=1}^n \left(\sin(k(\Theta_i - \hat{\mu}^{(n)})) - \frac{k I_k(\kappa)}{\kappa I_1(\kappa)} \kappa \sin(\Theta_i - \hat{\mu}^{(n)}) \right)}{\sqrt{\frac{1}{2} \left(1 - \frac{I_{2k}(\kappa)}{I_0(\kappa)} \right) - \frac{(k I_k(\kappa))^2}{\kappa I_1(\kappa) I_0(\kappa)}}}.$$

3.1.2. Cardioid distribution

Here, and in Section 3.1.3, we exclude the case when $\rho = 0$ as it corresponds to the circular uniform distribution. Since, when $k > 1$, $\Gamma_{f_{C\rho},k;12} = 0$ (see Remark 2) and $\Gamma_{f_{C\rho},k;22} = 1/2$

for the cardioid distribution, the parametric test statistic takes the form

$$Q_k^{(n);fc_\rho} := \sqrt{2}n^{-1/2} \sum_{i=1}^n \sin(k(\Theta_i - \hat{\mu}^{(n)})).$$

When $k = 1$, straightforward calculations yield $\varphi_{fc_\rho}(\theta) = 2\rho \sin(\theta)/(1 + 2\rho \cos(\theta))$, $\Gamma_{fc_\rho,1;11} = 1 - \sqrt{1 - 4\rho^2}$ and $\Gamma_{fc_\rho,1;12} = \rho$. The test statistic then becomes

$$Q_1^{(n);fc_\rho} := \frac{n^{-1/2} \sum_{i=1}^n \left(\sin(\Theta_i - \hat{\mu}^{(n)}) - \frac{2\rho^2 \sin(\Theta_i - \hat{\mu}^{(n)})}{(1 - \sqrt{1 - 4\rho^2})(1 + 2\rho \cos(\Theta_i - \hat{\mu}^{(n)}))} \right)}{\sqrt{\frac{1}{2} - \frac{\rho^2}{1 - \sqrt{1 - 4\rho^2}}}}.$$

3.1.3. Wrapped Cauchy distribution

For the wrapped Cauchy model we obtain $\varphi_{f_{wc_\rho}}(\theta) = 2\rho \sin(\theta)/(1 + \rho^2 - 2\rho \cos(\theta))$, $\Gamma_{f_{wc_\rho},k;11} = 2\rho^2/(1 - \rho^2)^2$, $\Gamma_{f_{wc_\rho},k;12} = k\rho^k$ and $\Gamma_{f_{wc_\rho},k;22} = (1 - \rho^2)(\sum_{l=1}^k \rho^{2(l-1)})/2$. The test statistic is then

$$Q_k^{(n);f_{wc_\rho}} := \frac{n^{-1/2} \sum_{i=1}^n \left(\sin(k(\Theta_i - \hat{\mu}^{(n)})) - (k\rho^{k-1}(1 - \rho^2)^2) \frac{\sin(\Theta_i - \hat{\mu}^{(n)})}{1 + \rho^2 - 2\rho \cos(\Theta_i - \hat{\mu}^{(n)})} \right)}{\sqrt{\frac{1 - \rho^2}{2} \left((\sum_{l=1}^k \rho^{2(l-1)}) - k^2 \rho^{2(k-1)}(1 - \rho^2) \right)}}.$$

Note that all of the test statistics in Sections 3.1.1–3.1.3, apart from $Q_k^{(n);fc_\rho}$ with $k > 1$, assume that the value of the concentration parameter, κ or ρ , is known.

3.2. Optimal tests: semi-parametric scenario

Consider now the testing problem in (3.5). Our objective is still to construct a test that is locally and asymptotically maximin for detecting an alternative characterized by a specified couple $(f_0, k) \in (\mathcal{F} \times \mathbb{N}_0)$. The main difference between the semi-parametric scenario addressed here and the parametric one considered in Section 3.1 is that here we aim to build a test that is asymptotically valid under $\mathcal{H}_0 := \cup_{\mu \in [-\pi, \pi)} \cup_{g_0 \in \mathcal{F}} P_{(\mu, 0)'; g_0}^{(n)}$. Specifically, we need to allow for the substitution of μ by $\hat{\mu}^{(n)}$ in $\Delta_{k;2}^{(n)}(\mu)$ under $P_{(\mu, 0)'; g_0}^{(n)}$ and the distinct possibility that $g_0 \neq f_0$. The ULAN property combined with Lemma 4.4 of Kreiss (1987) leads to

$$\Delta_{k;2}^{(n)}(\hat{\mu}^{(n)}) - \Delta_{k;2}^{(n)}(\mu) = -\Gamma_{g_0, k; 12} \sqrt{n} (\hat{\mu}^{(n)} - \mu) + o_P(1), \quad (3.10)$$

under $P_{(\mu, 0)'; g_0}^{(n)}$ as $n \rightarrow \infty$, provided that $\hat{\mu}^{(n)}$ satisfies Assumption B. Then, the substitution of μ by $\hat{\mu}^{(n)}$ under $P_{(\mu, 0)'; g_0}^{(n)}$ has no asymptotic cost only if $\Gamma_{g_0, k; 12} = 0$. As we saw in Remark 2, this will rarely be the case. In order to circumvent this problem and eliminate

the asymptotic covariance $\Gamma_{g_0, k; 12}$ while keeping the (f_0, k) target in mind, we consider an *efficient central sequence*

$$\Delta_{f_0, g_0, k; 2}^{(n); ecd}(\mu) := n^{-1/2} \sum_{i=1}^n (\sin(k(\Theta_i - \mu)) - \eta \varphi_{f_0}(\Theta_i - \mu)),$$

where $\eta := \Gamma_{g_0, k; 12} / \Gamma_{f_0, g_0, k; 11}$ with

$$\Gamma_{f_0, g_0, k; 11} := \int_{-\pi}^{\pi} \varphi_{f_0}(\theta) \varphi_{g_0}(\theta) g_0(\theta) d\theta.$$

Since f_0 and g_0 are both periodic \mathcal{C}^1 functions over a bounded set and $f_0, g_0 > 0$, the cross-information quantity $\Gamma_{f_0, g_0, k; 11}$ is finite. When $g_0 = f_0$, $\Gamma_{f_0, f_0, k; 11} = \Gamma_{f_0, k; 11}$, so that $\Delta_{f_0, f_0, k; 2}^{(n); ecd}(\mu)$ will coincide with $\Delta_{f_0, k; 2}^{(n); eff}(\mu)$ under $P_{(\mu, 0)', f_0}^{(n)}$, which, as we will see in the sequel, is key to maintaining the asymptotic optimality against (f_0, k) alternatives. Integrating by parts, we obtain

$$\begin{aligned} \Gamma_{g_0, k; 12} &= \int_{-\pi}^{\pi} \sin(k\theta) \varphi_{g_0}(\theta) g_0(\theta) d\theta \\ &= k \int_{-\pi}^{\pi} \cos(k\theta) g_0(\theta) d\theta \\ &= k \mathbb{E}_{g_0}[\cos(k(\Theta_i - \mu))] \end{aligned} \tag{3.11}$$

and

$$\begin{aligned} \Gamma_{f_0, g_0, k; 11} &= \int_{-\pi}^{\pi} \varphi_{f_0}(\theta) \varphi_{g_0}(\theta) g_0(\theta) d\theta \\ &= [-\varphi_{f_0}(\theta) g_0(\theta)]_{-\pi}^{\pi} + \int_{-\pi}^{\pi} \dot{\varphi}_{f_0}(\theta) g_0(\theta) d\theta \\ &= \int_{-\pi}^{\pi} \dot{\varphi}_{f_0}(\theta) g_0(\theta) d\theta = \mathbb{E}_{g_0}[\dot{\varphi}_{f_0}(\Theta_i - \mu)], \end{aligned} \tag{3.12}$$

provided that the following assumption holds.

ASSUMPTION C. The mapping $\theta \mapsto \varphi_{f_0}(\theta)$ is \mathcal{C}^1 almost everywhere over $[-\pi, \pi)$ with derivative $\dot{\varphi}_{f_0}(\theta)$ almost everywhere, where $f_0 \in \mathcal{F}$.

In the following lemma, we establish that

$$\hat{\Gamma}_{g_0, k; 12} = n^{-1} \sum_{i=1}^n k \cos(k(\Theta_i - \hat{\mu}^{(n)}))$$

and

$$\hat{\Gamma}_{f_0, g_0, k; 11} = n^{-1} \sum_{i=1}^n \dot{\varphi}_{f_0}(\Theta_i - \hat{\mu}^{(n)})$$

are consistent estimators of $\Gamma_{g_0, k; 12}$ and $\Gamma_{f_0, g_0, k; 11}$ in (3.11) and (3.12), respectively.

Lemma 3.1. *Suppose $k \in \mathbb{N}_0$, $f_0, g_0 \in \mathcal{F}$ and Assumptions A, B and C hold. Then $\hat{\Gamma}_{g_0, k; 12} - \Gamma_{g_0, k; 12} = o_P(1)$ and $\hat{\Gamma}_{f_0, g_0, k; 11} - \Gamma_{f_0, g_0, k; 11} = o_P(1)$ as $n \rightarrow \infty$ under $P_{(\mu, 0); g_0}^{(n)}$.*

The proof is provided in Appendix A.

Using these estimators, our test is based on the estimated version of the efficient central sequence

$$\Delta_{f_0, k; 2}^{*(n); ecd}(\mu) := n^{-1/2} \sum_{i=1}^n (\sin(k(\Theta_i - \mu)) - \hat{\eta} \varphi_{f_0}(\Theta_i - \mu)), \quad (3.13)$$

where $\hat{\eta} := \hat{\Gamma}_{g_0, k; 12} / \hat{\Gamma}_{f_0, g_0, k; 11}$. The test $\phi_{f_0, k}^{*(n)}$ rejects \mathcal{H}_0 at asymptotic level α whenever the test statistic $|Q_{f_0, k}^{*(n)}| > z_{1-\alpha/2}$, where

$$\begin{aligned} Q_{f_0, k}^{*(n)} &:= \frac{\Delta_{f_0, k; 2}^{*(n); ecd}(\hat{\mu}^{(n)})}{(C_{f_0, k}^{*(n)}(\hat{\mu}^{(n)}))^{1/2}} \\ &:= \frac{n^{-1/2} \sum_{i=1}^n (\sin(k(\Theta_i - \hat{\mu}^{(n)})) - \hat{\eta} \varphi_{f_0}(\Theta_i - \hat{\mu}^{(n)}))}{\left(n^{-1} \sum_{i=1}^n (\sin(k(\Theta_i - \hat{\mu}^{(n)})) - \hat{\eta} \varphi_{f_0}(\Theta_i - \hat{\mu}^{(n)}))^2\right)^{1/2}}. \end{aligned} \quad (3.14)$$

The asymptotic distribution of $Q_{f_0, k}^{*(n)}$ is formally established in Theorem 3.1, where we also prove the optimality properties of $\phi_{f_0, k}^{*(n)}$. Before doing so, however, we first need the following result on the efficient central sequence in (3.13), whose proof is given in Appendix B.

Lemma 3.2. *Suppose $k \in \mathbb{N}_0$, $f_0, g_0 \in \mathcal{F}$ and Assumptions A, B and C hold. Then, as $n \rightarrow \infty$ under $P_{(\mu, 0); g_0}^{(n)}$: (i) $\Delta_{f_0, k; 2}^{*(n); ecd}(\hat{\mu}^{(n)}) - \Delta_{f_0, g_0, k; 2}^{(n); ecd}(\mu) = o_P(1)$; (ii) $C_{f_0, k}^{*(n)}(\hat{\mu}^{(n)}) - C_{f_0, g_0, k}^{(n)}(\mu) = o_P(1)$, where*

$$C_{f_0, g_0, k}^{(n)}(\mu) := n^{-1} \sum_{i=1}^n \left(\sin(k(\Theta_i - \mu)) - \frac{\Gamma_{g_0, k; 12}}{\Gamma_{f_0, g_0, k; 11}} \varphi_{f_0}(\Theta_i - \mu) \right)^2.$$

Using Lemma 3.2, we can establish the optimality properties of the semi-parametric test $\phi_{f_0, k}^{*(n)}$. Given a posited base density $f_0 \in \mathcal{F}$ and value of k , in Theorem 3.1 we provide the asymptotic properties of the test statistic $Q_{f_0, k}^{*(n)}$ both under \mathcal{H}_0 and a sequence of contiguous alternatives. Theorem 3.1 is the main result of the paper and resolves the complicated issue of the non-null behavior of semi-parametrically efficient test procedures for circular reflective symmetry about an unknown central direction against k -sine-skewed alternatives.

Theorem 3.1. *Suppose $k \in \mathbb{N}_0$, the posited base density $f_0 \in \mathcal{F}$ and Assumptions (A), (B) and (C) hold. Then:*

- (i) *under \mathcal{H}_0 , $Q_{f_0, k}^{*(n)} \xrightarrow{\mathcal{D}} \mathcal{N}(0, 1)$ as $n \rightarrow \infty$, so that the test $\phi_{f_0, k}^{*(n)}$ has asymptotic level α under \mathcal{H}_0 ;*

- (ii) under $\cup_{\mu \in [-\pi, \pi]} P_{(\mu, n^{-1/2} \tau_2^{(n)})'; g_0, k'}^{(n)}$ with $g_0 \in \mathcal{F}$, $k' \in \mathbb{N}_0$ and $\tau_2^{(n)}$ a bounded sequence as in Theorem 2.1, $Q_{f_0, k}^{*(n)}$ is asymptotically normal with mean $V_{f_0}^{g_0}(k)^{-1/2} C_{f_0}^{g_0}(k, k') \tau_2$ and variance 1, where $\tau_2 = \lim_{n \rightarrow \infty} \tau_2^{(n)}$,

$$V_{f_0}^{g_0}(k) = \int_{-\pi}^{\pi} \left(\sin(k\theta) - \frac{\Gamma_{g_0, k; 12}}{\Gamma_{f_0, g_0, k; 11}} \varphi_{f_0}(\theta) \right)^2 g_0(\theta) d\theta,$$

and

$$C_{f_0}^{g_0}(k, k') = \int_{-\pi}^{\pi} \left(\sin(k\theta) - \frac{\Gamma_{g_0, k; 12}}{\Gamma_{f_0, g_0, k; 11}} \varphi_{f_0}(\theta) \right) \sin(k'\theta) g_0(\theta) d\theta,$$

(both finite) ;

- (iii) the test $\phi_{f_0, k}^{*(n)}$ is locally and asymptotically maximin at asymptotic level α when testing \mathcal{H}_0 against $\mathcal{H}_{1; f_0, k}$.

The proof is given in Appendix C.

Theorem 3.1 states that $\phi_{f_0, k}^{*(n)}$ is valid under the entire null hypothesis \mathcal{H}_0 , and so is asymptotically distribution and location free. Theorem 3.1(ii) provides an important result which can be used to calculate the asymptotic power of $\phi_{f_0, k}^{*(n)}$ against local alternatives of the form $\cup_{\mu \in [-\pi, \pi]} P_{(\mu, n^{-1/2} \tau_2^{(n)})'; g_0, k'}^{(n)}$ as a function of the posited density f_0 .

As in Section 3.1, here we focus on details of the test statistic when the posited density is von Mises, cardioid or wrapped Cauchy. To save on space, we only provide formulae for the numerator $\Delta_{f_0, k; 2}^{*(n); ecd}(\hat{\mu}^{(n)})$ rather than the full test statistic $Q_{f_0, k}^{*(n)}$.

3.2.1. Von Mises distribution

For the von Mises distribution, $\dot{\varphi}_{f_{\text{VM}\kappa}}(\theta) = \kappa \sin(\theta)$. As in the parametric case, the trivial test is obtained when $k = 1$. When $k > 1$, the numerator of the test statistic, $\Delta_{\text{VM}\kappa, k; 2}^{*(n); ecd}(\hat{\mu}^{(n)})$, is

$$n^{-1/2} \sum_{i=1}^n \left(\sin(k(\Theta_i - \hat{\mu}^{(n)})) - \left[\frac{\sum_{l=1}^n k \cos(k(\Theta_l - \hat{\mu}^{(n)}))}{\sum_{m=1}^n \cos(\Theta_m - \hat{\mu}^{(n)})} \right] \sin(\Theta_i - \hat{\mu}^{(n)}) \right),$$

which, importantly, does not depend on κ . When $k = 2$ and the method of moments estimator of μ is used, straightforward calculations lead to $Q_{f_{\text{VM}\kappa}, 2}^{*(n)}$ being asymptotically equivalent (in the sense that the difference is $o_P(1)$ as $n \rightarrow \infty$) to the \bar{b}_2 based test statistic of Pewsey (2002). The latter is of the form

$$\frac{n^{-1/2} \sum_{i=1}^n \sin(2(\Theta_i - \hat{\mu}^{(n)}))}{\sqrt{M_n}},$$

where $M_n = n^{-1} \sum_{i=1}^n (\sin(2(\Theta_i - \hat{\mu}^{(n)})))^2$ is $o_P(1)$ as $n \rightarrow \infty$ under $P_{(\mu, 0)'; g_0}^{(n)}$ for any g_0 . It follows therefore that the \bar{b}_2 based test is locally and asymptotically maximin against any 2-sine-skewed von Mises alternative, irrespective of the value of κ , when μ is unknown.

3.2.2. Cardioid distribution

Taking the cardioid density with $\rho \neq 0$ as the posited density f_0 , the derivative of $\varphi_{f_{C\rho}}$ with respect to θ is $\dot{\varphi}_{f_{C\rho}}(\theta) = 2\rho(2\rho + \cos(\theta))/(1 + 2\rho \cos(\theta))^2$ and the numerator of the test statistic, $\Delta_{C\rho,k;2}^{*(n);ecd}(\hat{\mu}^{(n)})$, becomes

$$n^{-1/2} \sum_{i=1}^n \left(\sin(k(\Theta_i - \hat{\mu}^{(n)})) - \left[\frac{\sum_{l=1}^n k \cos(k(\Theta_l - \hat{\mu}^{(n)}))}{\sum_{m=1}^n \frac{(2\rho + \cos(\Theta_m - \hat{\mu}^{(n)}))}{(1 + 2\rho \cos(\Theta_m - \hat{\mu}^{(n)}))^2}} \right] \frac{\sin(\Theta_i - \hat{\mu}^{(n)})}{1 + 2\rho \cos(\Theta_i - \hat{\mu}^{(n)})} \right).$$

Remark 3. When the true underlying density, g_0 , is cardioid with $\rho \neq 0$, it follows from Remark 2 that, for $k > 1$, $\Gamma_{g_0,k;12} = 0$ and hence $\eta = 0$. Then

$$Q_{f_0,k}^{*(n)} = \frac{n^{-1/2} \sum_{i=1}^n \sin(k(\Theta_i - \hat{\mu}^{(n)}))}{\left(n^{-1} \sum_{i=1}^n (\sin(k(\Theta_i - \hat{\mu}^{(n)})))^2 \right)^{1/2}} + o_P(1)$$

as $n \rightarrow \infty$ under $P_{(\mu,0)';g_0}^{(n)}$, irrespective of the posited density f_0 . This implies that, for fixed $k > 1$, the choice of the posited density f_0 has no effect on the local power of the test based on $Q_{f_0,k}^{*(n)}$ when the true underlying distribution is cardioid. More specifically, when $k = 2$ the local asymptotic power of tests based on $Q_{f_0,k}^{*(n)}$ is the same as that of the $\phi_{f_{VM\kappa},2}^{*(n)}$ test (see Section 3.2.1), and hence that of the \bar{b}_2 based test of Pewsey (2002), irrespective of the posited density f_0 .

3.2.3. Wrapped Cauchy distribution

When the posited density is wrapped Cauchy, $\dot{\varphi}_{f_{WC\rho}}(\theta) = 2\rho(-2\rho + (1 + \rho^2) \cos(\theta))/(1 + \rho^2 - 2\rho \cos(\theta))^2$ and the numerator of the test statistic, $\Delta_{WC\rho,k;2}^{*(n);ecd}(\hat{\mu}^{(n)})$, is

$$n^{-1/2} \sum_{i=1}^n \left(\sin(k(\Theta_i - \hat{\mu}^{(n)})) - \left[\frac{\sum_{l=1}^n k \cos(k(\Theta_l - \hat{\mu}^{(n)}))}{\sum_{m=1}^n \frac{2\rho(-2\rho + (1 + \rho^2) \cos(\Theta_m - \hat{\mu}^{(n)}))}{(1 + \rho^2 - 2\rho \cos(\Theta_m - \hat{\mu}^{(n)}))^2}} \right] \frac{\sin(\Theta_i - \hat{\mu}^{(n)})}{1 + 2\rho \cos(\Theta_i - \hat{\mu}^{(n)})} \right).$$

Note that, unlike $\Delta_{VM\kappa,k;2}^{*(n);ecd}(\hat{\mu}^{(n)})$, $\Delta_{C\rho,k;2}^{*(n);ecd}(\hat{\mu}^{(n)})$ and $\Delta_{WC\rho,k;2}^{*(n);ecd}(\hat{\mu}^{(n)})$ assume that the value of the concentration parameter is known. However, as showed in Theorem 3.1, they are asymptotically well calibrated irrespective of the underlying density.

4. Monte Carlo results

4.1. Simulation experiment

In an extensive simulation experiment we compared the size and power characteristics of the parametric and semi-parametric tests proposed in Sections 3.1 and 3.2 with those of

their counterparts, which we denote by $\phi_k^{(n);\mu;g_0}$ and $\phi_k^{*(n);\mu}$, respectively, proposed by Ley and Verdebout (2014) for when μ is specified. We also compared them with those of the b_2^* based and \bar{b}_2 based tests proposed by Pewsey (2004, 2002) for when μ is specified and estimated, respectively. As the $\phi_2^{*(n);\mu}$ and b_2^* based tests are identical (Ley and Verdebout, 2014, Section 3), henceforth we present the results for the common test as being those for the b_2^* based test. Recall that, from Section 3.2.1 and Remark 3, the \bar{b}_2 based test is asymptotically equivalent to the semi-parametric tests proposed here when $k = 2$ and f_0 is von Mises or g_0 is cardioid.

In our Monte Carlo study we simulated samples of size $n = 30, 100, 500$ from k' -sine-skewed distributions with $\mu = 0, \lambda = 0, 0.2, 0.4, 0.6, k' = 1, 2, 3$ and $f_{VM1}, f_{VM10}, f_{WN0.5}, f_{WN0.9}, f_{C0.45}, f_{WC0.5}$ densities (see Section 2.1) for the base symmetric density g_0 . For each (n, λ, k', g_0) combination we simulated 1000 samples and performed the different tests at a nominal significance level of $\alpha = 0.05$ with $k = 1, 2, 3$. The rejection rates obtained for $k = 2$ are reproduced in Tables 1–3. Their counterparts for $k = 1, 3$ are presented in Tables D.6–D.8 and D.9–D.11, respectively, of the Appendix D. In all nine tables, the null hypothesis of reflective symmetry corresponds to $\lambda = 0$. For that value of λ , the results are invariant to the value of k' because of the form of the density (2.1). Clearly, the scenario in which we would expect the tests to perform best is when the true value of k' and the value posited for k are the same. In Table S1, no results are given for $\phi_1^{(n);g_0}$ because, as explained in Section 3.1.1, it reduces to the trivial test when g_0 is von Mises. In Tables S1–S6, the rejection rates for the b_2^* based and \bar{b}_2 based tests have been included to aid comparisons.

From a consideration of the results in Tables 1–3, where k is posited to be 2, it would appear that the various tests are correctly calibrated apart from the \bar{b}_2 based test which tends to be somewhat conservative when $n = 30$ and g_0 is von Mises or wrapped normal. The results from another simulation study, not presented here, indicate that the bootstrap analogue of the test (Pewsey, 2002) maintains the nominal significance better for samples of size 30.

As expected, the rejection rates for the different tests generally increase with the sample size n and the value of λ , and are generally highest when $k = k'$. Exceptions to these general patterns are, in Tables 1 and 2, the $\phi_2^{(n);\mu;g_0}$ and b_2^* tests which perform better for $k' = 3$, rather than for $k' = 2$, when g_0 is f_{VM10} or $f_{WN0.9}$. In Tables S1 and S2, for the same two g_0 densities, the $\phi_1^{(n);\mu;g_0}$ and $\phi_1^{*(n);\mu}$ tests perform better for $k' = 2, 3$ than for $k' = 1$. The base f_{VM10} and $f_{WN0.9}$ densities are both highly concentrated and their k' -sine-skewed densities, like their counterparts in the right-hand column of Figure 1, are close to unimodal.

When $k \neq k'$, some of the tests perform, at best, like the trivial test. This is the case,

Table 1: Rejection rates, for a nominal significance level of $\alpha = 0.05$, of the $\phi_2^{(n);\mu;g_0}$, b_2^* based, $\phi_2^{(n);g_0}$ and \bar{b}_2 based tests calculated using 1000 samples of size n simulated from the k' -sine-skewed distribution with the specified base von Mises density g_0 and values of λ and k' .

λ		0			0.2			0.4			0.6		
n		30	100	500	30	100	500	30	100	500	30	100	500
Test	k'	$g_0 = f_{VM_1}$											
$\phi_2^{(n);\mu;g_0}$	1	0.050	0.046	0.050	0.057	0.087	0.306	0.097	0.232	0.797	0.145	0.463	0.990
b_2^*		0.053	0.043	0.048	0.051	0.088	0.298	0.095	0.232	0.802	0.148	0.473	0.990
$\phi_2^{(n);g_0}$		0.057	0.043	0.056	0.046	0.046	0.054	0.046	0.044	0.068	0.036	0.064	0.219
\bar{b}_2		0.033	0.036	0.050	0.029	0.043	0.056	0.038	0.038	0.068	0.044	0.079	0.248
$\phi_2^{(n);\mu;g_0}$	2	0.050	0.046	0.050	0.100	0.295	0.895	0.349	0.825	1	0.648	0.994	1
b_2^*		0.053	0.043	0.048	0.111	0.293	0.897	0.347	0.826	1	0.646	0.995	1
$\phi_2^{(n);g_0}$		0.057	0.043	0.056	0.069	0.211	0.783	0.195	0.605	0.999	0.351	0.826	1
\bar{b}_2		0.033	0.036	0.050	0.039	0.183	0.777	0.139	0.550	0.999	0.235	0.747	1
$\phi_2^{(n);\mu;g_0}$	3	0.050	0.046	0.050	0.062	0.100	0.321	0.103	0.256	0.823	0.164	0.475	0.991
b_2^*		0.053	0.043	0.048	0.061	0.105	0.319	0.107	0.259	0.823	0.172	0.482	0.991
$\phi_2^{(n);g_0}$		0.057	0.043	0.056	0.053	0.077	0.293	0.086	0.218	0.794	0.122	0.405	0.982
\bar{b}_2		0.033	0.036	0.050	0.032	0.065	0.288	0.057	0.198	0.777	0.086	0.343	0.975
Test	k'	$g_0 = f_{VM_{10}}$											
$\phi_2^{(n);\mu;g_0}$	1	0.049	0.046	0.044	0.060	0.085	0.282	0.097	0.233	0.786	0.163	0.476	0.983
b_2^*		0.051	0.042	0.044	0.058	0.090	0.282	0.095	0.234	0.791	0.162	0.464	0.986
$\phi_2^{(n);g_0}$		0.050	0.047	0.040	0.045	0.045	0.034	0.045	0.040	0.039	0.047	0.036	0.044
\bar{b}_2		0.028	0.040	0.040	0.029	0.037	0.034	0.029	0.030	0.041	0.027	0.038	0.053
$\phi_2^{(n);\mu;g_0}$	2	0.049	0.046	0.044	0.083	0.183	0.694	0.222	0.586	0.998	0.417	0.911	1
b_2^*		0.051	0.042	0.044	0.083	0.190	0.699	0.230	0.586	0.998	0.431	0.918	1
$\phi_2^{(n);g_0}$		0.050	0.047	0.040	0.052	0.053	0.044	0.045	0.051	0.070	0.032	0.040	0.053
\bar{b}_2		0.028	0.040	0.040	0.029	0.044	0.046	0.038	0.042	0.068	0.037	0.047	0.068
$\phi_2^{(n);\mu;g_0}$	3	0.049	0.046	0.044	0.107	0.238	0.843	0.273	0.728	1	0.575	0.977	1
b_2^*		0.051	0.042	0.044	0.104	0.243	0.842	0.280	0.743	1	0.581	0.982	1
$\phi_2^{(n);g_0}$		0.050	0.047	0.040	0.061	0.058	0.138	0.050	0.098	0.412	0.059	0.138	0.543
\bar{b}_2		0.028	0.040	0.040	0.034	0.057	0.146	0.033	0.087	0.397	0.031	0.091	0.524

in Tables 1 and 2, for the \bar{b}_2 based and $\phi_2^{(n);g_0}$ tests when $k' = 1$ and, again, g_0 is the highly concentrated $f_{VM_{10}}$ or $f_{WN_{0.9}}$ density. See also the results for the: \bar{b}_2 based test when $g_0 = f_{VM_{10}}$ and $k' = 1$, in Table S1; $\phi_1^{(n);g_0}$ and \bar{b}_2 based tests when $g_0 = f_{WN_{0.9}}$ and $k' = 1$, in Table S2; $\phi_1^{(n);\mu;g_0}$ and $\phi_1^{*(n);\mu}$ tests when $g_0 = f_{C_{0.45}}$ and $k' = 3$, in Table S3; $\phi_3^{(n);g_0}$ and \bar{b}_2 based tests when $g_0 = f_{VM_{10}}$ and $k' = 1, 2$, in Table S4, $g_0 = f_{WN_{0.5}}$ and $k' = 1$, in Table S5, $g_0 = f_{WN_{0.9}}$ and $k' = 1$, in Table S5; $\phi_3^{(n);\mu;g_0}$, $\phi_3^{*(n);\mu}$ and $\phi_3^{(n);g_0}$ tests when $g_0 = f_{C_{0.45}}$ and $k' = 1$, in Table S6. So, the problem is not exclusive to when the base g_0 density is highly concentrated.

The rejection rates for the $\phi_k^{(n);\mu;g_0}$ and $\phi_k^{*(n);\mu}$ tests in Tables 1-3 and S1-S6 are very similar. Thus, when μ is correctly specified, there is little or no benefit gained from knowing the form of the underlying density, g_0 . To aid comparisons, results for the b_2^* based test have been included in Tables S1-S6. Comparing the results for the three tests, we conclude that when μ and k' are known, the $\phi_{k'}^{*(n);\mu}$ test should be used. Otherwise, if k' is unknown,

Table 2: Rejection rates, for a nominal significance level of $\alpha = 0.05$, of the $\phi_2^{(n);\mu;g_0}$, b_2^* based, $\phi_2^{(n);g_0}$ and \bar{b}_2 based tests calculated using 1000 samples of size n simulated from the k' -sine-skewed distribution with the specified base wrapped normal density g_0 and values of λ and k' .

λ		0			0.2			0.4			0.6		
n		30	100	500	30	100	500	30	100	500	30	100	500
Test	k'	$g_0 = f_{WN_{0.5}}$											
$\phi_2^{(n);\mu;g_0}$	1	0.054	0.048	0.052	0.066	0.113	0.354	0.117	0.292	0.894	0.202	0.578	0.997
b_2^*		0.052	0.053	0.049	0.065	0.112	0.351	0.111	0.294	0.895	0.212	0.579	0.998
$\phi_2^{(n);g_0}$		0.036	0.047	0.052	0.040	0.059	0.145	0.033	0.066	0.223	0.021	0.040	0.112
\bar{b}_2		0.030	0.041	0.050	0.039	0.059	0.148	0.037	0.077	0.257	0.041	0.058	0.167
$\phi_2^{(n);\mu;g_0}$	2	0.054	0.048	0.052	0.116	0.289	0.894	0.327	0.826	1	0.656	0.995	1
b_2^*		0.052	0.053	0.049	0.112	0.289	0.896	0.329	0.825	1	0.669	0.996	1
$\phi_2^{(n);g_0}$		0.036	0.047	0.052	0.090	0.243	0.864	0.210	0.717	1	0.399	0.941	1
\bar{b}_2		0.030	0.041	0.050	0.084	0.249	0.866	0.186	0.728	1	0.355	0.930	1
$\phi_2^{(n);\mu;g_0}$	3	0.054	0.048	0.052	0.062	0.118	0.364	0.114	0.284	0.889	0.187	0.553	0.999
b_2^*		0.052	0.053	0.049	0.061	0.118	0.363	0.114	0.277	0.889	0.189	0.558	0.999
$\phi_2^{(n);g_0}$		0.036	0.047	0.052	0.050	0.112	0.354	0.084	0.265	0.893	0.167	0.531	0.999
\bar{b}_2		0.030	0.041	0.050	0.062	0.111	0.387	0.086	0.269	0.912	0.165	0.534	1
Test	k'	$g_0 = f_{WN_{0.9}}$											
$\phi_2^{(n);\mu;g_0}$	1	0.043	0.047	0.053	0.059	0.109	0.437	0.109	0.339	0.954	0.227	0.671	1
b_2^*		0.050	0.041	0.055	0.069	0.112	0.434	0.100	0.340	0.953	0.230	0.679	1
$\phi_2^{(n);g_0}$		0.052	0.050	0.059	0.044	0.047	0.051	0.047	0.041	0.058	0.030	0.031	0.051
\bar{b}_2		0.024	0.044	0.060	0.033	0.044	0.055	0.032	0.039	0.063	0.033	0.036	0.065
$\phi_2^{(n);\mu;g_0}$	2	0.043	0.047	0.053	0.089	0.219	0.824	0.263	0.717	1	0.564	0.982	1
b_2^*		0.050	0.041	0.055	0.091	0.227	0.825	0.263	0.731	1	0.571	0.983	1
$\phi_2^{(n);g_0}$		0.052	0.050	0.059	0.050	0.068	0.128	0.055	0.088	0.354	0.051	0.124	0.446
\bar{b}_2		0.024	0.044	0.060	0.043	0.051	0.133	0.031	0.066	0.357	0.024	0.104	0.462
$\phi_2^{(n);\mu;g_0}$	3	0.043	0.047	0.053	0.097	0.233	0.829	0.275	0.737	1	0.599	0.986	1
b_2^*		0.050	0.041	0.055	0.096	0.232	0.824	0.280	0.741	1	0.608	0.988	1
$\phi_2^{(n);g_0}$		0.052	0.050	0.059	0.073	0.113	0.483	0.131	0.326	0.951	0.194	0.546	0.998
\bar{b}_2		0.024	0.044	0.060	0.049	0.123	0.486	0.077	0.297	0.958	0.123	0.497	0.997

the b_2^* based test should be used. The results in Tables S1–S6 provide an indication of the power loss or gain associated with this testing strategy.

Again as might be expected, the rejection rates for the $\phi_{k'}^{(n);g_0}$ tests, for which μ is assumed unknown, are lower than those for their counterparts $\phi_{k'}^{(n);\mu;g_0}$ and $\phi_{k'}^{*(n);\mu}$ for which μ is specified. The same does not always hold when $k \neq k'$: see, for example, the results for $k' = 1$ and $g_0 = f_{WC_{0.5}}$ in Table 3. Comparing the results in Tables 1–3 and S1–S6 for the $\phi_k^{(n);g_0}$ and \bar{b}_2 based tests, we conclude that when μ is unknown but g_0 and k' are known, the $\phi_{k'}^{(n);g_0}$ test should be employed, except, of course, when g_0 is von Mises and $k' = 1$. When μ , g_0 and k' are all unknown, we recommend the use of the \bar{b}_2 based test as an omnibus test.

Tables S7–S9 illustrate what can happen to the rejection rates of the $\phi_2^{(n);\mu;f_0}$ and $\phi_2^{(n);f_0}$ tests when the posited density f_0 is misspecified. When f_0 is more concentrated than g_0 , the tests tend to be liberal or very liberal, respectively: see the results for the $\phi_2^{(n);\mu;f_{VM_{10}}}$ and $\phi_2^{(n);f_{VM_{10}}}$ tests in Tables S8 and S9 and the top half of Table S7. On the other hand,

Table 3: Rejection rates, for a nominal significance level of $\alpha = 0.05$, of the $\phi_2^{(n);\mu;g_0}$, b_2^* based, $\phi_2^{(n);g_0}$ and \bar{b}_2 based tests calculated using 1000 samples of size n simulated from the k' -sine-skewed distribution with the specified base density g_0 and values of λ and k' .

λ		0			0.2			0.4			0.6		
n		30	100	500	30	100	500	30	100	500	30	100	500
Test	k'	$g_0 = f_{C_{0.45}}$											
$\phi_2^{(n);\mu;g_0}$	1	0.056	0.057	0.042	0.068	0.090	0.285	0.106	0.260	0.814	0.175	0.489	0.993
b_2^*		0.061	0.057	0.041	0.070	0.093	0.287	0.103	0.252	0.811	0.171	0.484	0.992
$\phi_2^{(n);g_0}$		0.054	0.061	0.044	0.041	0.064	0.246	0.042	0.101	0.485	0.025	0.055	0.338
\bar{b}_2		0.049	0.057	0.038	0.045	0.067	0.269	0.055	0.148	0.577	0.048	0.118	0.488
$\phi_2^{(n);\mu;g_0}$	2	0.056	0.057	0.042	0.120	0.289	0.905	0.336	0.830	1	0.661	0.991	1
b_2^*		0.061	0.057	0.041	0.119	0.292	0.905	0.342	0.834	1	0.667	0.991	1
$\phi_2^{(n);g_0}$		0.054	0.061	0.044	0.073	0.261	0.890	0.200	0.729	1	0.402	0.948	1
\bar{b}_2		0.049	0.057	0.038	0.083	0.274	0.901	0.205	0.763	1	0.373	0.950	1
$\phi_2^{(n);\mu;g_0}$	3	0.056	0.057	0.042	0.057	0.094	0.296	0.113	0.237	0.829	0.157	0.493	0.989
b_2^*		0.061	0.057	0.041	0.058	0.100	0.299	0.112	0.237	0.832	0.157	0.496	0.988
$\phi_2^{(n);g_0}$		0.054	0.061	0.044	0.051	0.092	0.287	0.070	0.217	0.816	0.105	0.435	0.987
\bar{b}_2		0.049	0.057	0.038	0.050	0.085	0.302	0.074	0.215	0.802	0.106	0.408	0.981
Test	k'	$g_0 = f_{WC_{0.5}}$											
$\phi_2^{(n);\mu;g_0}$	1	0.058	0.041	0.045	0.061	0.098	0.241	0.092	0.222	0.682	0.132	0.389	0.959
b_2^*		0.054	0.043	0.047	0.062	0.097	0.241	0.084	0.213	0.691	0.133	0.387	0.962
$\phi_2^{(n);g_0}$		0.045	0.054	0.043	0.046	0.064	0.162	0.059	0.122	0.507	0.083	0.264	0.894
\bar{b}_2		0.038	0.053	0.053	0.051	0.069	0.227	0.077	0.187	0.719	0.120	0.427	0.979
$\phi_2^{(n);\mu;g_0}$	2	0.058	0.041	0.045	0.114	0.294	0.852	0.322	0.807	1	0.629	0.985	1
b_2^*		0.054	0.043	0.047	0.110	0.292	0.852	0.325	0.808	1	0.624	0.987	1
$\phi_2^{(n);g_0}$		0.045	0.054	0.043	0.069	0.144	0.478	0.113	0.372	0.957	0.219	0.628	0.997
\bar{b}_2		0.038	0.053	0.053	0.060	0.123	0.417	0.106	0.310	0.910	0.160	0.467	0.990
$\phi_2^{(n);\mu;g_0}$	3	0.058	0.041	0.045	0.067	0.113	0.334	0.110	0.290	0.857	0.186	0.531	0.997
b_2^*		0.054	0.043	0.047	0.067	0.114	0.336	0.110	0.289	0.859	0.190	0.543	0.996
$\phi_2^{(n);g_0}$		0.045	0.054	0.043	0.046	0.061	0.057	0.056	0.060	0.088	0.047	0.060	0.127
\bar{b}_2		0.038	0.053	0.053	0.051	0.074	0.152	0.074	0.128	0.413	0.097	0.206	0.679

when f_0 is less concentrated than g_0 , the tests tend to be conservative or very conservative, respectively: see the results for the $\phi_2^{(n);\mu;f_{C_p}}$, $\phi_2^{(n);\mu;f_{WC_{0.5}}}$, $\phi_2^{(n);f_{C_p}}$ and $\phi_2^{(n);f_{WC_{0.5}}}$ tests in the bottom halves of Tables S7 and S8.

In Tables S10–S12, we observe that the rejection rate of the $\phi_{f_0;2}^{*(n)}$ test is little affected by the choice of f_0 . However, at least for a sample size of $n = 30$, the test tends to be somewhat conservative. When the $\phi_2^{*(n);\mu}$ test of Ley and Verdebout (2014) is used with μ estimated from the data, we obtain the test denoted as $\phi_2^{*(n);\hat{\mu}^{(n)}}$. From the rejection rates for it, we conclude that the test is even more conservative than its $\phi_{f_0;2}^{*(n)}$ counterpart, the true size being 0 for all three sample sizes considered when g_0 is highly concentrated. For less concentrated g_0 , its power can be lower or higher than that of its $\phi_{f_0;2}^{*(n)}$ counterpart, depending on whether k' is less than or greater than k , respectively.

Finally, we also considered the performance of the b_2^* based and \bar{b}_2 based tests for data drawn from distributions outside the k -sine-skewed family. Specifically we simulated data

from: (i) the distribution proposed by Kato and Jones (2010) (KJ₁₀) with $\mu = 0$, $r = 0.5$, $\kappa = 0.5, 0.9$ and values of the skewness parameter of $\nu = 0, 0.2, 0.4, 0.6$; (ii) the three-parameter asymmetric submodel given in Equation (7) of Kato and Jones (2015) (KJ₁₅) with $\mu = 0$, $\gamma = 0.5, 0.9$ and $\bar{\beta}_2 = \nu\gamma(1 - \gamma)$ for values of the skewness parameter of $\nu = 0, 0.2, 0.4, 0.6$. The rejection rates obtained are presented in Table S13. For both choices of κ for the KJ₁₀ distribution, the power of the b_2^* based test is far higher than that of the \bar{b}_2 based test, the latter being very low. For the KJ₁₅ distribution, the rejection rates of the two tests are all very similar. For $\gamma = 0.9$ and a sample size of $n = 500$, the \bar{b}_2 based test can even be more powerful than the b_2^* based test with μ specified.

4.2. Recommendations

On the basis of the conclusions drawn from the simulation experiment described above, combined with the theoretical results obtained in Sections 3.1 and 3.2, we make the following recommendations concerning the use of the various tests for circular reflective symmetry.

1. When μ and k' are *known*, use the $\phi_{k'}^{*(n);\mu}$ test of Ley and Verdebout (2014).
2. When μ is *known* but k' is *unknown*, use the b_2^* based omnibus test of Pewsey (2004).
3. When μ is *unknown* but g_0 and k' are *known*, use the parametric $\phi_{k'}^{(n);g_0}$ test proposed here, except when g_0 is von Mises and $k' = 1$.
4. When μ and g_0 are both *unknown* but $k' > 1$ is *known*, use the semi-parametric $\phi_{f_{\text{VM}\kappa}, k'}^{*(n)}$ test proposed here.
5. When μ and g_0 are both *unknown* but $k' = 1$ is *known*, or μ is *unknown* and it is *known* that g_0 is von Mises and $k' = 1$, use any semiparametric $\phi_{f_0, k}^{*(n)}$, with $f_0 \in \mathcal{F}$, apart from a von Mises f_0 .
6. When μ , k' and g_0 are all *unknown* use the \bar{b}_2 based omnibus test of Pewsey (2002).

5. Illustrative applications

In this section we illustrate the application of various tests of reflective symmetry in analyses of two datasets taken from the Biomechanical and Political Sciences literature, respectively.

5.1. Cracks in cemented femoral components

The first dataset we analyze was collected during an *in vitro* fatigue study of total hip replacements described in Mann et al. (2003). Here we consider the directions, measured in angles relative to the centre of the stem, of fatigue cracks around the cemented femoral

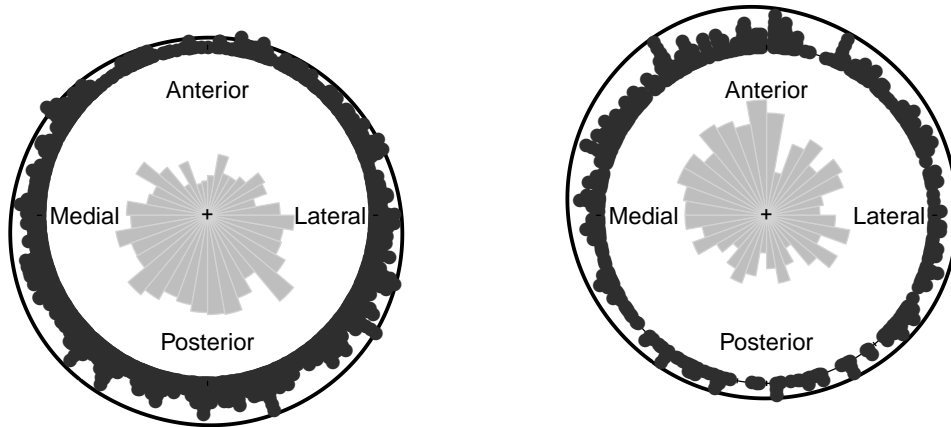


Figure 2: Raw circular plot, rose diagram and kernel density estimate for the directions of the cracks in the cemented femoral components in the proximal region (left) and the distal region (right).

components in six hip implants. After an extended stress cycle had been applied, each femur was sectioned in 10 mm intervals from the level of the implant collar to the distal tip of the stem. Measurements at 60 and 70 mm were not made because of limiting physical constraints imposed by the experimental setup. As a result, two groups of measurements were obtained: those in the proximal (10-50 mm) region and those in the distal (80-110 mm) region. After removing one bone described by Mann et al. (2003) as having “an inferior cement mantle with substantial stem-cement voids”, the total number of cement cracks was 2001: 1567 in the proximal region, and 434 in the distal region. Circular data plots for the two regions, together with rose diagrams and kernel density estimates obtained using the plug-in rule of Oliveira et al. (2012) to select the concentration parameter, are portrayed in Figure 2. Mann et al. (2003) showed that the directions of the fatigue cracks are not uniformly distributed and that their distributions in the two regions differ. Here we investigate whether the cracks in the two regions are symmetrically distributed about some unknown centre.

The plot on the left-hand side of Figure 2 suggests that the underlying distribution for the crack directions in the proximal region is probably unimodal, i.e. $k = 1$. The emboldened results in Table 4 are the p -values for the parametric tests of Sections 3.1.1–3.1.3 and their semi-parametric counterparts of Sections 3.2.1–3.2.3 when $k = 1, 2, 3$. The others are the p -values for parametric bootstrap versions of those tests that assume the concentration parameter to be known, the mean resultant length having been estimated using the mean resultant length. The similarity between the non-bootstrapped and bootstrapped p -values in the four pairings where they coincide, is striking. As in this case μ , g_0 and k' are all

Table 4: P-values for the parametric $\phi_k^{(n);g_0}$ test and, in brackets, the semi-parametric $\phi_{f_0,k}^{*(n)}$ test, for assumed g_0 and k or posited f_0 and k , respectively, applied to the 1567 crack directions in the proximal region. The emboldened results correspond to tests which do not require the estimation of the concentration parameter. The others were obtained using parametric bootstrap versions of the tests with μ estimated by the sample mean direction, $\bar{\theta}$, ρ by the sample mean resultant length, \bar{R} , truncated when necessary to 0.4999, and $B = 1000$ bootstrap replications.

g_0 or f_0	$k = 1$	$k = 2$	$k = 3$
von Mises		0.564 (0.610)	0.571 (0.567)
cardioid	0.886 (0.758)	0.590 (0.598)	0.567 (0.566)
wrapped Cauchy	0.528 (0.763)	0.591 (0.577)	0.582 (0.585)

unknown, our recommended test in this context is the \bar{b}_2 based test. The p -value for it is 0.61, equal to or just slightly larger than all of the p -values for $k = 2, 3$ in Table 4. At least for this dataset and $k = 2, 3$, then, the type of test, assumed or posited underlying distribution, and estimation or not of the concentration parameter, would appear to have little effect on the p -value. For $k = 1$, perhaps the more relevant case for the crack directions under consideration, three of the p -values are larger than 0.61 and the other is slightly lower. Clearly, none of the p -values in Table 4 provides significant statistical evidence against reflective symmetry. We note that for these data the sample mean direction is -1.644 radians, just below $-\pi/2 = -1.571$ radians which would correspond to an estimated mean crack direction in the posterior region of the femur. The sample skewness, $\bar{b}_2/(1 - \bar{R})^{3/2}$, for these data is 0.017, corroborating reflective symmetry for the underlying distribution.

Table 5 contains analogous results to those in Table 4 for the crack directions in the distal region. For these data, the p -value of the recommended \bar{b}_2 based test is 0.048. From a consideration of the right-hand panel of Figure 2, there appears to be no reason to assume that the underlying distribution has any more than two modes, and so we ignore the results for $k = 3$. For $k = 1, 2$, nine of the ten p -values in Table 5 are equal to or marginally less than that for the \bar{b}_2 based test. The one discordant p -value of 0.088 corresponds to the bootstrapped version of the parametric test for an assumed wrapped Cauchy distribution and $k' = 1$. Reflective symmetry for the underlying crack directions in the distal region is thus rejected at the 5% significance level, sometimes marginally, by 10 of the 11 tests. For these data the sample mean direction is 1.921 radians, marginally less than $2\pi/3 = 2.094$ radians which would correspond to an estimated mean crack direction midway between the anterior and medial regions of the femur. The sample skewness is 0.106, somewhat larger than it was for the crack directions in the proximal region.

These results shed further light on the data, and complement the findings in Mann et al.

Table 5: P-values for the parametric $\phi_k^{(n);g_0}$ test and, in brackets, the semi-parametric $\phi_{f_0,k}^{*(n)}$ test, for assumed g_0 and k or posited f_0 and k , respectively, applied to the 434 crack directions in the distal region. The emboldened results correspond to tests which do not require the estimation of the concentration parameter. The others were obtained using parametric bootstrap versions of the tests with μ estimated by the sample mean direction, $\bar{\theta}$, ρ by the sample mean resultant length, \bar{R} , truncated when necessary to 0.4999, and $B = 1000$ bootstrap replications.

g_0 or f_0	$k = 1$	$k = 2$	$k = 3$
von Mises		0.034 (0.048)	0.800 (0.796)
cardioid	0.036 (0.025)	0.042 (0.040)	0.778 (0.736)
wrapped Cauchy	0.088 (0.025)	0.039 (0.030)	0.702 (0.757)

(2003) regarding the different distributions of the crack directions in the two regions.

5.2. Times of gun crimes

Our second illustrative example involves data on the times of gun crimes committed in Pittsburgh, Pennsylvania, during the period from 1st January 1992 to 31st May 1996. The time of each crime was taken to be the nearest hour to the time it was reported to the emergency telephone number 911. During the period in question, there was a total of 15831 registered gun crimes. A circular plot of the data, together with a rose diagram and a kernel density estimate calculated using the rule of thumb of Taylor (2008), are provided in Figure 3. The data were first presented in Cohen and Gorr (2001) and were previously analyzed by Gill and Hangartner (2010) to explore their distribution and establish whether gun crimes were more frequent in the afternoon than in the morning. The combined plot in Figure 3 suggests the underlying distribution is unimodal and skew.

Suppose we were interested in testing whether the underlying distribution of the gun crime times was reflectively symmetric about midnight. Ignoring the fact that the data have been discretized, converting them to radians and assuming that $k' = 1$, the p -value of the semi-parametric $\phi_1^{*(n);\mu}$ of Ley and Verdebout (2014) is 0. If, instead, k' is assumed to be unknown and the recommended b_2^* based test of Pewsey (2004) applied, the p -value obtained is also 0. Hence, whichever of the two scenarios is thought to apply, reflective symmetry about midnight is emphatically rejected.

As there is no obvious reason why the centre of the distribution should be taken as midnight, we next consider results for tests which assume that μ is unknown. Applying the bootstrapped versions of the parametric and semi-parametric tests proposed here with g_0 (f_0) assumed (posited) to be cardioid or wrapped Cauchy and k' (k) assumed (posited) to be 1, all four p -values obtained are also 0. And so is the p -value of the \bar{b}_2 based omnibus test. Hence, there is overwhelming evidence that the distribution underlying the gun crimes

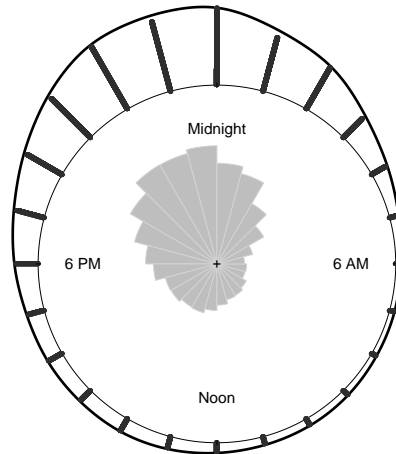


Figure 3: Raw circular plot, rose diagram and kernel density estimate for the times of gun crimes committed in Pittsburgh.

is not reflectively symmetric: neither about midnight, nor about any other central time. The sample mean direction is -0.367 radians, corresponding to a mean time of 22:40. The sample skewness is 0.368, supporting the findings from the tests that the underlying distribution is not reflectively symmetric.

6. Discussion

In this paper we have developed tests for circular reflective symmetry about an unknown centre that are optimal against k -sine-skewed alternatives. Recommendations for their use, as well as other tests that have been proposed in the literature, were established in the light of the simulation based results reported in Section 4. As mentioned there, the proposed tests are generally conservative when the sample size is of the order of 30. In such circumstances, their bootstrap analogues tend to maintain the nominal significance level better.

In Section 5 we applied bootstrap versions of the tests proposed here incorporating estimation of the concentration parameter of g_0 or f_0 . An in-depth treatment of such tests will be the focus of a future paper. In addition, theoretical consideration can be given to the non-bootstrap analogues of the tests presented here when the concentration parameter is estimated. This would involve: (i) considering a general location-concentration-skewness model; (ii) establishing the ULAN property for this general model; (iii) finding conditions under which the central sequence for the concentration parameter is independent of the other parameters; (iv) checking if appealing models satisfy such conditions; (v) deriving test statistics and investing their optimality properties.

The tests proposed here, as well as those in Ley and Verdebout (2014), are locally and asymptotically optimal in the Le Cam sense. Clearly, there are other methodologies one

might adopt to derive powerful tests for reflective symmetry about an unknown centre. One possibility would be to explore a data-driven approach, similar to that used by Bogdan et al. (2002) for testing circular uniformity, to select the value of k . Another, presently being developed by the first author, is to combine the developed test procedures with a pre-test for the number of modes of the underlying distribution.

In recent years, numerous families of skew-symmetric circular distributions have been proposed in the literature. Kato and Jones (2015) refer to a number of them. The development of powerful tests of reflective symmetry for use with such families certainly merits future attention.

Our second illustrative application involved discretized data, whereas the methodology we have employed assumes the data to be continuous. Another line of potential future research would be to develop test procedures for discretized data based on the bootstrap and symmetrization approaches described in Pewsey (2002).

Circular data are just one class of directional data. Others include bivariate circular data distributed on the torus, cylindrical data, spherical data and data distributed on the surfaces of the extensions of such Riemannian manifolds. The development of tests for reflective symmetry on such manifolds would be of considerable interest. Ideas underpinning such tests are explored in Jupp and Spurr (1983) and Jupp et al. (2016).

Acknowledgments

The research work underpinning this paper was supported by grants MTM2016-76969-P (Spanish State Research Agency, AEI) and MTM2013-41383-P (Spanish Ministry of Economy, Industry and Competitiveness), both co-funded by the European Regional Development Fund (ERDF), grant GR15013 (Junta de Extremadura and the European Union), and funding from the IAP network P7/06 StUDyS of the Belgian Government (Belgian Science Policy) and the National Bank of Belgium. Part of the research was carried out by the first author during a visit to Ghent University supported by grants BES-2014-071006 and EEBB-I-16-11503 (Spanish Ministry of Economy and Competitiveness).

Appendix A. Proof of Lemma 3.1

We show that $\hat{\Gamma}_{f_0, g_0, k; 11} - \Gamma_{f_0, g_0, k; 11} = o_P(1)$ as $n \rightarrow \infty$ under $P_{(\mu, 0); g_0}^{(n)}$. Showing that $\hat{\Gamma}_{g_0, k; 12} - \Gamma_{g_0, k; 12} = o_P(1)$ as $n \rightarrow \infty$ under $P_{(\mu, 0); g_0}^{(n)}$ proceeds along the same lines. In this proof, we set $\mu^{(n)} := \mu + n^{-1/2}\tau_1^{(n)}$ for some bounded sequence $\tau_1^{(n)}$ as in Theorem 2.1.

Due to the local discreteness of $\hat{\mu}^{(n)}$ (Assumption B), it is sufficient to show that

$$\frac{1}{n} \sum_{i=1}^n \dot{\varphi}_{f_0}(\Theta_i - \mu^{(n)}) - \mathbb{E}_{g_0}[\dot{\varphi}_{f_0}(\Theta_i - \mu)] = o_{\mathbb{P}}(1)$$

as $n \rightarrow \infty$ under $\mathbb{P}_{(\mu,0);g_0}^{(n)}$. The law of large numbers leads to

$$\frac{1}{n} \sum_{i=1}^n \dot{\varphi}_{f_0}(\Theta_i - \mu) - \mathbb{E}_{g_0}[\dot{\varphi}_{f_0}(\Theta_i - \mu)] = o_{\mathbb{P}}(1)$$

as $n \rightarrow \infty$ under $\mathbb{P}_{(\mu,0);g_0}^{(n)}$ so that it only remains to show that

$$S_n := \frac{1}{n} \sum_{i=1}^n (\dot{\varphi}_{f_0}(\Theta_i - \mu^{(n)}) - \dot{\varphi}_{f_0}(\Theta_i - \mu))$$

is $o_{\mathbb{P}}(1)$ as $n \rightarrow \infty$ under $\mathbb{P}_{(\mu,0);g_0}^{(n)}$. As the Θ_i are i.i.d.,

$$\begin{aligned} \mathbb{E}[|S_n|] &\leq \frac{1}{n} \sum_{i=1}^n \mathbb{E}[|(\dot{\varphi}_{f_0}(\Theta_i - \mu^{(n)}) - \dot{\varphi}_{f_0}(\Theta_i - \mu))|] \\ &= \mathbb{E}[|(\dot{\varphi}_{f_0}(\Theta_1 - \mu^{(n)}) - \dot{\varphi}_{f_0}(\Theta_1 - \mu))|]. \end{aligned}$$

Since $\dot{\varphi}_{f_0}$ is continuous on a compact support, it is bounded. The result then follows by applying Lebesgue's dominated convergence theorem. \square

Appendix B. Proof of Lemma 3.2

We start by showing that $\Delta_{f_0,g_0,k;2}^{(n);ecd}(\hat{\mu}^{(n)}) - \Delta_{f_0,g_0,k;2}^{(n);ecd}(\mu) = o_{\mathbb{P}}(1)$ under $\mathbb{P}_{(\mu,0);g_0}^{(n)}$ as $n \rightarrow \infty$. First note that, due to Assumption C, under $\mathbb{P}_{(\mu,0);g_0}^{(n)}$ as $n \rightarrow \infty$,

$$\begin{aligned} n^{-1/2} \sum_{i=1}^n \varphi_{f_0}(\Theta_i - \hat{\mu}^{(n)}) &= \Delta_{f_0,k;1}^{(n)} - \mathbb{E}_{g_0}[\dot{\varphi}_{f_0}(\Theta_i - \mu)]n^{1/2}(\hat{\mu}^{(n)} - \mu) + o_{\mathbb{P}}(1) \\ &= \Delta_{f_0,k;1}^{(n)} - \Gamma_{f_0,g_0,k;11}n^{1/2}(\hat{\mu}^{(n)} - \mu) + o_{\mathbb{P}}(1). \end{aligned} \quad (\text{B.1})$$

Therefore, using (3.10) with (B.1), it follows that

$$\begin{aligned} \Delta_{f_0,g_0,k;2}^{(n);ecd}(\hat{\mu}^{(n)}) &= \Delta_{k;2}^{(n)}(\mu) - \eta \Delta_{f_0,k;1}^{(n)} - (\Gamma_{g_0,k;12} - \eta \Gamma_{f_0,g_0,k;11})n^{1/2}(\hat{\mu}^{(n)} - \mu) + o_{\mathbb{P}}(1) \\ &= \Delta_{f_0,g_0,k;2}^{(n);ecd}(\mu) + o_{\mathbb{P}}(1), \end{aligned}$$

since $(\Gamma_{g_0,k;12} - \eta \Gamma_{f_0,g_0,k;11}) = 0$. It remains to show that

$$\begin{aligned} \Delta_{f_0,k;2}^{*(n);ecd}(\hat{\mu}^{(n)}) - \Delta_{f_0,g_0,k;2}^{(n);ecd}(\hat{\mu}^{(n)}) &= - \left(\frac{\hat{\Gamma}_{g_0,k;12}}{\hat{\Gamma}_{f_0,g_0,k;11}} - \frac{\Gamma_{g_0,k;12}}{\Gamma_{f_0,g_0,k;11}} \right) \Delta_{f_0,k;1}^{(n)}(\hat{\mu}^{(n)}) \\ &= o_{\mathbb{P}}(1) \end{aligned} \quad (\text{B.2})$$

under $P_{(\mu,0);g_0}^{(n)}$ as $n \rightarrow \infty$. To prove (B.2), first note that (B.1) and the central limit theorem (CLT) imply that $\Delta_{f_0,k;1}^{(n)}(\hat{\mu}^{(n)})$ is $O_P(1)$ under $P_{(\mu,0);g_0}^{(n)}$ as $n \rightarrow \infty$. Therefore, we only need to show that

$$\frac{\hat{\Gamma}_{g_0,k;12}}{\hat{\Gamma}_{f_0,g_0,k;11}} - \frac{\Gamma_{g_0,k;12}}{\Gamma_{f_0,g_0,k;11}} = o_P(1) \quad (\text{B.3})$$

as $n \rightarrow \infty$ under $P_{(\mu,0);g_0}^{(n)}$ as $n \rightarrow \infty$. Since

$$\frac{\hat{\Gamma}_{g_0,k;12}}{\hat{\Gamma}_{f_0,g_0,k;11}} - \frac{\Gamma_{g_0,k;12}}{\Gamma_{f_0,g_0,k;11}} = \frac{\hat{\Gamma}_{g_0,k;12} - \Gamma_{g_0,k;12}}{\hat{\Gamma}_{f_0,g_0,k;11}} - \frac{\Gamma_{g_0,k;12} \left(\hat{\Gamma}_{f_0,g_0,k;11} - \Gamma_{f_0,g_0,k;11} \right)}{\hat{\Gamma}_{f_0,g_0,k;11} \Gamma_{f_0,g_0,k;11}},$$

the result follows directly from Lemma 3.1.

Turning to the proof of (ii), and working along the same lines as those at the end of the proof of Lemma 3.1, we easily obtain that

$$n^{-1} \sum_{i=1}^n \varphi_{f_0}^2(\Theta_i - \hat{\mu}^{(n)}) - E_{g_0}[\varphi_{f_0}^2(\Theta_i - \mu)] \quad (\text{B.4})$$

and

$$n^{-1} \sum_{i=1}^n \sin(k(\Theta_i - \hat{\mu}^{(n)})) \varphi_{f_0}(\Theta_i - \hat{\mu}^{(n)}) - E_{g_0}[\sin(k(\Theta_i - \mu)) \varphi_{f_0}(\Theta_i - \mu)] \quad (\text{B.5})$$

are $o_P(1)$ under $P_{(\mu,0);g_0}^{(n)}$ as $n \rightarrow \infty$. It follows that $C_{f_0,g_0,k}^{(n)}(\hat{\mu}^{(n)}) - C_{f_0,g_0,k}^{(n)}(\mu) = o_P(1)$ under $P_{(\mu,0);g_0}^{(n)}$ as $n \rightarrow \infty$. Therefore it remains to show that $C_{f_0,k}^{*(n)}(\hat{\mu}^{(n)}) - C_{f_0,g_0,k}^{(n)}(\hat{\mu}^{(n)})$ is $o_P(1)$ under $P_{(\mu,0);g_0}^{(n)}$ as $n \rightarrow \infty$. We readily obtain that

$$\begin{aligned} C_{f_0,k}^{*(n)}(\hat{\mu}^{(n)}) - C_{f_0,g_0,k}^{(n)}(\hat{\mu}^{(n)}) &= \left(\frac{\hat{\Gamma}_{g_0,k;12}^2}{\hat{\Gamma}_{f_0,g_0,k;11}^2} - \frac{\Gamma_{g_0,k;12}^2}{\Gamma_{f_0,g_0,k;11}^2} \right) n^{-1} \sum_{i=1}^n \varphi_{f_0}^2(\Theta_i - \hat{\mu}^{(n)}) \\ &\quad - 2 \left(\frac{\hat{\Gamma}_{g_0,k;12}}{\hat{\Gamma}_{f_0,g_0,k;11}} - \frac{\Gamma_{g_0,k;12}}{\Gamma_{f_0,g_0,k;11}} \right) n^{-1} \sum_{i=1}^n \sin(k(\Theta_i - \hat{\mu}^{(n)})) \varphi_{f_0}(\Theta_i - \hat{\mu}^{(n)}) \end{aligned}$$

so that (B.4) and (B.5) together with (B.3) and the continuous mapping theorem imply that $C_{f_0,k}^{*(n)}(\hat{\mu}^{(n)}) - C_{f_0,g_0,k}^{(n)}(\hat{\mu}^{(n)})$ is $o_P(1)$ under $P_{(\mu,0);g_0}^{(n)}$ as $n \rightarrow \infty$. The result follows. \square

Appendix C. Proof of Theorem 3.1

Fix $g_0 \in \mathcal{F}$ and $\mu \in [-\pi, \pi)$. Lemma 3.2 combined with Slutsky's lemma leads to

$$Q_{f_0,k}^{*(n)} = \frac{\Delta_{f_0,g_0,k;2}^{(n);ecd}(\mu)}{C_{f_0,g_0,k}^{(n)}(\mu)} + o_P(1) = \frac{\Delta_{f_0,g_0,k;2}^{(n);ecd}(\mu)}{V_{f_0}^{g_0}(k)} + o_P(1) \quad (\text{C.1})$$

as $n \rightarrow \infty$ under $P_{(\mu,0)';g_0}^{(n)}$. Part (i) then follows from the CLT.

Part (ii) is obtained via Le Cam's third lemma. First, it is necessary to calculate the joint distribution of $\Delta_{f_0,k;2}^{*(n);ecd}(\hat{\mu}^{(n)})$ and $\log(dP_{(\mu,n^{-1/2}\tau_2^{(n)})';g_0,k'}^{(n)}/dP_{(\mu,0)';g_0}^{(n)})$ under $P_{(\mu,0)';g_0}^{(n)}$. We use Lemma 3.2 and the fact that

$$\frac{1}{\sqrt{n}} \sum_{i=1}^n \begin{pmatrix} \sin(k(\Theta_i - \mu)) - \eta\varphi_{f_0}(\Theta_i - \mu) \\ \tau_2^{(n)} \sin(k'(\Theta_i - \mu)) \end{pmatrix} - \begin{pmatrix} 0 \\ \frac{1}{2}(\tau_2^{(n)})^2 \Gamma_{g_0,k';22} \end{pmatrix} \xrightarrow{\mathcal{D}} \mathcal{N}_2 \left(\begin{pmatrix} 0 \\ -\frac{1}{2}(\tau_2)^2 \Gamma_{g_0,k';22} \end{pmatrix}, \begin{pmatrix} V_{f_0}^{g_0}(k) & \tau_2 C_{f_0}^{g_0}(k, k') \\ \tau_2 C_{f_0}^{g_0}(k, k') & (\tau_2)^2 \Gamma_{g_0,k';22} \end{pmatrix} \right)$$

as $n \rightarrow \infty$ under $P_{(\mu,0)';g_0}^{(n)}$, obtained using the multivariate CLT. Now, since $P_{(\mu,0)';g_0}^{(n)}$ and $P_{(\mu,n^{-1/2}\tau_2^{(n)})';g_0,k'}^{(n)}$ are mutually contiguous, applying Le Cam's third lemma we obtain that $\Delta_{f_0,k;2}^{*(n);ecd}(\hat{\mu}^{(n)}) \xrightarrow{\mathcal{D}} \mathcal{N}(\tau_2 C_{f_0}^{g_0}(k, k'), V_{f_0}^{g_0}(k))$ under $P_{(\mu,n^{-1/2}\tau_2^{(n)})';g_0,k'}^{(n)}$ as $n \rightarrow \infty$.

Part (iii) can be shown by combining result (C.1) under $P_{(\mu,0)';f_0}^{(n)}$ with the result from the beginning of Section 3.2, namely that $\Delta_{f_0,f_0,k;2}^{(n);ecd}(\mu) - \Delta_{f_0,k;2}^{(n);eff}(\mu) = o_P(1)$ as $n \rightarrow \infty$ under $P_{(\mu,0)';f_0}^{(n)}$, and therefore under contiguous alternatives, together with the optimality of the parametric test $\phi_{f_0,k}^{(n)}$. □

Appendix D. Additional results from the Monte Carlo studies

In Tables D.6–D.18 we present additional rejection rates to complement those presented in Tables 1–3 for the Monte Carlo experiments referred to in Section 4 of the paper.

Table D.6: Rejection rates, for a nominal significance level of $\alpha = 0.05$, of the $\phi_1^{(n);\mu;g_0}$, $\phi_1^{*(n);\mu}$, b_2^* based and \bar{b}_2 based tests calculated using 1000 samples of size n simulated from the k' -sine-skewed distribution with the specified base von Mises density g_0 and values of λ and k' . Results for the $\phi_1^{(n);g_0}$ test are not included because when g_0 is von Mises it is a trivial test.

λ		0			0.2			0.4			0.6		
n		30	100	500	30	100	500	30	100	500	30	100	500
Test	k'	$g_0 = f_{VM_1}$											
$\phi_1^{(n);\mu;g_0}$	1	0.040	0.050	0.052	0.125	0.302	0.862	0.326	0.788	1	0.636	0.995	1
$\phi_1^{*(n);\mu}$		0.043	0.052	0.052	0.115	0.302	0.865	0.330	0.791	1	0.650	0.996	1
b_2^*		0.053	0.043	0.048	0.051	0.088	0.298	0.095	0.232	0.802	0.148	0.473	0.990
\bar{b}_2		0.033	0.036	0.050	0.029	0.043	0.056	0.038	0.038	0.068	0.044	0.079	0.248
$\phi_1^{(n);\mu;g_0}$	2	0.040	0.050	0.052	0.076	0.116	0.337	0.127	0.281	0.845	0.196	0.512	0.993
$\phi_1^{*(n);\mu}$		0.043	0.052	0.052	0.074	0.114	0.334	0.127	0.279	0.845	0.190	0.516	0.992
b_2^*		0.053	0.043	0.048	0.111	0.293	0.897	0.347	0.826	1	0.646	0.995	1
\bar{b}_2		0.033	0.036	0.050	0.039	0.183	0.777	0.139	0.550	0.999	0.235	0.747	1
$\phi_1^{(n);\mu;g_0}$	3	0.040	0.050	0.052	0.058	0.061	0.084	0.052	0.051	0.131	0.060	0.083	0.204
$\phi_1^{*(n);\mu}$		0.043	0.052	0.052	0.060	0.060	0.085	0.049	0.057	0.127	0.061	0.084	0.203
b_2^*		0.053	0.043	0.048	0.061	0.105	0.319	0.107	0.259	0.823	0.172	0.482	0.991
\bar{b}_2		0.033	0.036	0.050	0.032	0.065	0.288	0.057	0.198	0.777	0.086	0.343	0.975
Test	k'	$g_0 = f_{VM_{10}}$											
$\phi_1^{(n);\mu;g_0}$	1	0.051	0.046	0.043	0.059	0.093	0.282	0.101	0.241	0.788	0.168	0.491	0.984
$\phi_1^{*(n);\mu}$		0.045	0.043	0.044	0.057	0.095	0.285	0.101	0.235	0.793	0.167	0.482	0.986
b_2^*		0.051	0.042	0.044	0.058	0.090	0.282	0.095	0.234	0.791	0.162	0.464	0.986
\bar{b}_2		0.028	0.040	0.040	0.029	0.037	0.034	0.029	0.030	0.041	0.027	0.038	0.053
$\phi_1^{(n);\mu;g_0}$	2	0.051	0.046	0.043	0.082	0.179	0.681	0.224	0.575	0.998	0.413	0.903	1
$\phi_1^{*(n);\mu}$		0.045	0.043	0.044	0.078	0.186	0.693	0.218	0.584	0.997	0.434	0.913	1
b_2^*		0.051	0.042	0.044	0.083	0.190	0.699	0.230	0.586	0.998	0.431	0.918	1
\bar{b}_2		0.028	0.040	0.040	0.029	0.044	0.046	0.038	0.042	0.068	0.037	0.047	0.068
$\phi_1^{(n);\mu;g_0}$	3	0.051	0.046	0.043	0.101	0.221	0.811	0.259	0.702	1	0.535	0.970	1
$\phi_1^{*(n);\mu}$		0.045	0.043	0.044	0.101	0.231	0.808	0.263	0.718	1	0.563	0.975	1
b_2^*		0.051	0.042	0.044	0.104	0.243	0.842	0.280	0.743	1	0.581	0.982	1
\bar{b}_2		0.028	0.040	0.040	0.034	0.057	0.146	0.033	0.087	0.397	0.031	0.091	0.524

Table D.7: Rejection rates, for a nominal significance level of $\alpha = 0.05$, of the $\phi_1^{(n);\mu;g_0}$, $\phi_1^{*(n);\mu}$, b_2^* based and \bar{b}_2 based tests calculated using 1000 samples of size n simulated from the k' -sine-skewed distribution with the specified base wrapped normal density g_0 and values of λ and k' .

λ		0			0.2			0.4			0.6		
n		30	100	500	30	100	500	30	100	500	30	100	500
Test	k'	$g_0 = f_{WN_{0.5}}$											
$\phi_1^{(n);\mu;g_0}$	1	0.045	0.048	0.046	0.114	0.238	0.879	0.301	0.792	1	0.629	0.990	1
$\phi_1^{*(n);\mu}$		0.046	0.049	0.047	0.109	0.233	0.880	0.303	0.789	1	0.647	0.991	1
b_2^*		0.052	0.053	0.049	0.065	0.112	0.351	0.111	0.294	0.895	0.212	0.579	0.998
$\phi_1^{(n);g_0}$		0.039	0.047	0.063	0.052	0.048	0.155	0.041	0.065	0.276	0.022	0.044	0.152
\bar{b}_2		0.030	0.041	0.050	0.039	0.059	0.148	0.037	0.077	0.257	0.041	0.058	0.167
$\phi_1^{(n);\mu;g_0}$	2	0.045	0.048	0.046	0.052	0.113	0.357	0.119	0.296	0.913	0.209	0.586	0.999
$\phi_1^{*(n);\mu}$		0.046	0.049	0.047	0.057	0.112	0.354	0.120	0.301	0.914	0.207	0.588	0.999
b_2^*		0.052	0.053	0.049	0.112	0.289	0.896	0.329	0.825	1	0.669	0.996	1
$\phi_1^{(n);g_0}$		0.039	0.047	0.063	0.083	0.218	0.783	0.176	0.626	0.998	0.361	0.902	1
\bar{b}_2		0.030	0.041	0.050	0.084	0.249	0.866	0.186	0.728	1	0.355	0.930	1
$\phi_1^{(n);\mu;g_0}$	3	0.045	0.048	0.046	0.049	0.043	0.057	0.051	0.048	0.088	0.041	0.049	0.109
$\phi_1^{*(n);\mu}$		0.046	0.049	0.047	0.051	0.045	0.060	0.050	0.049	0.089	0.047	0.052	0.107
b_2^*		0.052	0.053	0.049	0.061	0.118	0.363	0.114	0.277	0.889	0.189	0.558	0.999
$\phi_1^{(n);g_0}$		0.039	0.047	0.063	0.050	0.064	0.088	0.047	0.070	0.186	0.044	0.100	0.353
\bar{b}_2		0.030	0.041	0.050	0.062	0.111	0.387	0.086	0.269	0.912	0.165	0.534	1
Test	k'	$g_0 = f_{WN_{0.9}}$											
$\phi_1^{(n);\mu;g_0}$	1	0.037	0.042	0.055	0.064	0.117	0.460	0.111	0.367	0.966	0.236	0.694	1
$\phi_1^{*(n);\mu}$		0.048	0.043	0.054	0.067	0.115	0.462	0.113	0.364	0.967	0.253	0.703	1
b_2^*		0.050	0.041	0.055	0.069	0.112	0.434	0.100	0.340	0.953	0.230	0.679	1
$\phi_1^{(n);g_0}$		0.051	0.056	0.052	0.045	0.049	0.052	0.043	0.041	0.062	0.032	0.030	0.045
\bar{b}_2		0.024	0.044	0.060	0.033	0.044	0.055	0.032	0.039	0.063	0.033	0.036	0.065
$\phi_1^{(n);\mu;g_0}$	2	0.037	0.042	0.055	0.098	0.213	0.787	0.239	0.685	1	0.532	0.974	1
$\phi_1^{*(n);\mu}$		0.048	0.043	0.054	0.093	0.212	0.789	0.249	0.703	1	0.558	0.979	1
b_2^*		0.050	0.041	0.055	0.091	0.227	0.825	0.263	0.731	1	0.571	0.983	1
$\phi_1^{(n);g_0}$		0.051	0.056	0.052	0.048	0.068	0.133	0.054	0.087	0.349	0.055	0.140	0.460
\bar{b}_2		0.024	0.044	0.060	0.043	0.051	0.133	0.031	0.066	0.357	0.024	0.104	0.462
$\phi_1^{(n);\mu;g_0}$	3	0.037	0.042	0.055	0.085	0.183	0.705	0.223	0.637	1	0.470	0.946	1
$\phi_1^{*(n);\mu}$		0.048	0.043	0.054	0.081	0.191	0.708	0.237	0.640	1	0.505	0.947	1
b_2^*		0.050	0.041	0.055	0.096	0.232	0.824	0.280	0.741	1	0.608	0.988	1
$\phi_1^{(n);g_0}$		0.051	0.056	0.052	0.073	0.108	0.446	0.128	0.308	0.941	0.189	0.519	0.998
\bar{b}_2		0.024	0.044	0.060	0.049	0.123	0.486	0.077	0.297	0.958	0.123	0.497	0.997

Table D.8: Rejection rates, for a nominal significance level of $\alpha = 0.05$, of the $\phi_1^{(n);\mu;g_0}$, $\phi_1^{*(n);\mu}$, b_2^* based, $\phi_1^{(n);g_0}$ and \bar{b}_2 based tests calculated using 1000 samples of size n simulated from the k' -sine-skewed distribution with the specified base density g_0 and values of λ and k' .

λ		0			0.2			0.4			0.6		
n		30	100	500	30	100	500	30	100	500	30	100	500
Test	k'	$g_0 = f_{C_{0.45}}$											
$\phi_1^{(n);\mu;g_0}$	1	0.039	0.053	0.057	0.123	0.299	0.876	0.334	0.829	1	0.673	0.996	1
$\phi_1^{*(n);\mu}$		0.036	0.050	0.056	0.121	0.306	0.880	0.332	0.834	1	0.679	0.998	1
b_2^*		0.061	0.057	0.041	0.070	0.093	0.287	0.103	0.252	0.811	0.171	0.484	0.992
$\phi_1^{(n);g_0}$		0.059	0.052	0.052	0.046	0.087	0.311	0.048	0.133	0.630	0.035	0.069	0.499
\bar{b}_2		0.049	0.057	0.038	0.045	0.067	0.269	0.055	0.148	0.577	0.048	0.118	0.488
$\phi_1^{(n);\mu;g_0}$	2	0.039	0.053	0.057	0.063	0.088	0.311	0.105	0.239	0.812	0.179	0.461	0.988
$\phi_1^{*(n);\mu}$		0.036	0.050	0.056	0.059	0.091	0.311	0.108	0.242	0.811	0.177	0.466	0.989
b_2^*		0.061	0.057	0.041	0.119	0.292	0.905	0.342	0.834	1	0.667	0.991	1
$\phi_1^{(n);g_0}$		0.059	0.052	0.052	0.083	0.193	0.764	0.169	0.588	1	0.321	0.903	1
\bar{b}_2		0.049	0.057	0.038	0.083	0.274	0.901	0.205	0.763	1	0.373	0.950	1
$\phi_1^{(n);\mu;g_0}$	3	0.039	0.053	0.057	0.057	0.048	0.064	0.067	0.042	0.053	0.059	0.052	0.038
$\phi_1^{*(n);\mu}$		0.036	0.050	0.056	0.055	0.048	0.063	0.068	0.045	0.052	0.064	0.048	0.036
b_2^*		0.061	0.057	0.041	0.058	0.100	0.299	0.112	0.237	0.832	0.157	0.496	0.988
$\phi_1^{(n);g_0}$		0.059	0.052	0.052	0.048	0.054	0.066	0.040	0.045	0.037	0.039	0.047	0.045
\bar{b}_2		0.049	0.057	0.038	0.050	0.085	0.302	0.074	0.215	0.802	0.106	0.408	0.981
Test	k'	$g_0 = f_{WC_{0.5}}$											
$\phi_1^{(n);\mu;g_0}$	1	0.051	0.056	0.046	0.098	0.241	0.763	0.268	0.708	1	0.544	0.963	1
$\phi_1^{*(n);\mu}$		0.050	0.055	0.044	0.092	0.231	0.763	0.273	0.716	1	0.561	0.967	1
b_2^*		0.054	0.043	0.047	0.062	0.097	0.241	0.084	0.213	0.691	0.133	0.387	0.962
$\phi_1^{(n);g_0}$		0.037	0.048	0.052	0.041	0.072	0.263	0.062	0.173	0.742	0.102	0.363	0.979
\bar{b}_2		0.038	0.053	0.053	0.051	0.069	0.227	0.077	0.187	0.719	0.120	0.427	0.979
$\phi_1^{(n);\mu;g_0}$	2	0.051	0.056	0.046	0.066	0.083	0.257	0.103	0.233	0.769	0.165	0.454	0.982
$\phi_1^{*(n);\mu}$		0.050	0.055	0.044	0.061	0.090	0.259	0.114	0.227	0.768	0.171	0.456	0.981
b_2^*		0.054	0.043	0.047	0.110	0.292	0.852	0.325	0.808	1	0.624	0.987	1
$\phi_1^{(n);g_0}$		0.037	0.048	0.052	0.047	0.077	0.271	0.090	0.217	0.707	0.137	0.344	0.892
\bar{b}_2		0.038	0.053	0.053	0.060	0.123	0.417	0.106	0.310	0.910	0.160	0.467	0.990
$\phi_1^{(n);\mu;g_0}$	3	0.051	0.056	0.046	0.055	0.057	0.093	0.046	0.110	0.256	0.067	0.148	0.534
$\phi_1^{*(n);\mu}$		0.050	0.055	0.044	0.055	0.051	0.097	0.054	0.110	0.262	0.076	0.152	0.533
b_2^*		0.054	0.043	0.047	0.067	0.114	0.336	0.110	0.289	0.859	0.190	0.543	0.996
$\phi_1^{(n);g_0}$		0.037	0.048	0.052	0.047	0.119	0.392	0.111	0.326	0.897	0.184	0.546	0.990
\bar{b}_2		0.038	0.053	0.053	0.051	0.074	0.152	0.074	0.128	0.413	0.097	0.206	0.679

Table D.9: Rejection rates, for a nominal significance level of $\alpha = 0.05$, of the $\phi_3^{(n);\mu;g_0}$, $\phi_3^{*(n);\mu}$, b_2^* based, $\phi_3^{(n);g_0}$ and \bar{b}_2 based tests calculated using 1000 samples of size n simulated from the k' -sine-skewed distribution with the specified base von Mises density g_0 and values of λ and k' .

λ		0			0.2			0.4			0.6		
n		30	100	500	30	100	500	30	100	500	30	100	500
Test	k'	$g_0 = f_{VM_1}$											
$\phi_3^{(n);\mu;g_0}$	1	0.044	0.072	0.056	0.048	0.047	0.049	0.041	0.058	0.092	0.050	0.081	0.153
$\phi_3^{*(n);\mu}$		0.043	0.070	0.056	0.043	0.048	0.049	0.046	0.061	0.091	0.053	0.083	0.150
b_2^*		0.053	0.043	0.048	0.051	0.088	0.298	0.095	0.232	0.802	0.148	0.473	0.990
$\phi_3^{(n);g_0}$		0.045	0.069	0.064	0.046	0.040	0.038	0.051	0.046	0.056	0.053	0.056	0.088
\bar{b}_2		0.033	0.036	0.050	0.029	0.043	0.056	0.038	0.038	0.068	0.044	0.079	0.248
$\phi_3^{(n);\mu;g_0}$	2	0.044	0.072	0.056	0.056	0.096	0.298	0.088	0.240	0.818	0.148	0.480	0.994
$\phi_3^{*(n);\mu}$		0.043	0.070	0.056	0.065	0.096	0.299	0.090	0.245	0.818	0.149	0.474	0.994
b_2^*		0.053	0.043	0.048	0.111	0.293	0.897	0.347	0.826	1	0.646	0.995	1
$\phi_3^{(n);g_0}$		0.045	0.069	0.064	0.054	0.074	0.220	0.059	0.146	0.530	0.080	0.221	0.672
\bar{b}_2		0.033	0.036	0.050	0.039	0.183	0.777	0.139	0.550	0.999	0.235	0.747	1
$\phi_3^{(n);\mu;g_0}$	3	0.044	0.072	0.056	0.118	0.298	0.897	0.313	0.812	1	0.651	0.990	1
$\phi_3^{*(n);\mu}$		0.043	0.070	0.056	0.124	0.299	0.896	0.318	0.810	1	0.660	0.992	1
b_2^*		0.053	0.043	0.048	0.061	0.105	0.319	0.107	0.259	0.823	0.172	0.482	0.991
$\phi_3^{(n);g_0}$		0.045	0.069	0.064	0.091	0.231	0.875	0.196	0.700	1	0.397	0.936	1
\bar{b}_2		0.033	0.036	0.050	0.032	0.065	0.288	0.057	0.198	0.777	0.086	0.343	0.975
Test	k'	$g_0 = f_{VM_{10}}$											
$\phi_3^{(n);\mu;g_0}$	1	0.054	0.046	0.040	0.055	0.084	0.255	0.081	0.209	0.746	0.138	0.440	0.971
$\phi_3^{*(n);\mu}$		0.051	0.046	0.041	0.055	0.088	0.255	0.082	0.214	0.746	0.135	0.432	0.972
b_2^*		0.051	0.042	0.044	0.058	0.090	0.282	0.095	0.234	0.791	0.162	0.464	0.986
$\phi_3^{(n);g_0}$		0.044	0.051	0.033	0.040	0.048	0.035	0.043	0.043	0.037	0.043	0.038	0.044
\bar{b}_2		0.028	0.040	0.040	0.029	0.037	0.034	0.029	0.030	0.041	0.027	0.038	0.053
$\phi_3^{(n);\mu;g_0}$	2	0.054	0.046	0.040	0.081	0.177	0.680	0.206	0.553	0.997	0.394	0.902	1
$\phi_3^{*(n);\mu}$		0.051	0.046	0.041	0.082	0.182	0.682	0.213	0.563	0.997	0.412	0.905	1
b_2^*		0.051	0.042	0.044	0.083	0.190	0.699	0.230	0.586	0.998	0.431	0.918	1
$\phi_3^{(n);g_0}$		0.044	0.051	0.033	0.050	0.052	0.043	0.044	0.046	0.066	0.035	0.040	0.049
\bar{b}_2		0.028	0.040	0.040	0.029	0.044	0.046	0.038	0.042	0.068	0.037	0.047	0.068
$\phi_3^{(n);\mu;g_0}$	3	0.054	0.046	0.040	0.102	0.247	0.858	0.287	0.758	0.999	0.568	0.985	1
$\phi_3^{*(n);\mu}$		0.051	0.046	0.041	0.101	0.250	0.859	0.289	0.758	0.999	0.590	0.985	1
b_2^*		0.051	0.042	0.044	0.104	0.243	0.842	0.280	0.743	1	0.581	0.982	1
$\phi_3^{(n);g_0}$		0.044	0.051	0.033	0.057	0.060	0.143	0.049	0.106	0.399	0.061	0.139	0.513
\bar{b}_2		0.028	0.040	0.040	0.034	0.057	0.146	0.033	0.087	0.397	0.031	0.091	0.524

Table D.10: Rejection rates, for a nominal significance level of $\alpha = 0.05$, of the $\phi_3^{(n);\mu;g_0}$, $\phi_3^{*(n);\mu}$, b_2^* based, $\phi_3^{(n);g_0}$ and \bar{b}_2 based tests calculated using 1000 samples of size n simulated from the k' -sine-skewed distribution with the specified base wrapped normal density g_0 and values of λ and k' .

λ		0			0.2			0.4			0.6		
n		30	100	500	30	100	500	30	100	500	30	100	500
Test	k'	$g_0 = f_{WN_{0.5}}$											
$\phi_3^{(n);\mu;g_0}$	1	0.034	0.048	0.041	0.050	0.062	0.056	0.048	0.055	0.071	0.046	0.054	0.092
$\phi_3^{*(n);\mu}$		0.031	0.047	0.041	0.051	0.063	0.053	0.051	0.060	0.069	0.044	0.057	0.092
b_2^*		0.052	0.053	0.049	0.065	0.112	0.351	0.111	0.294	0.895	0.212	0.579	0.998
$\phi_3^{(n);g_0}$		0.034	0.051	0.045	0.054	0.061	0.056	0.045	0.053	0.056	0.044	0.039	0.036
\bar{b}_2		0.030	0.041	0.050	0.039	0.059	0.148	0.037	0.077	0.257	0.041	0.058	0.167
$\phi_3^{(n);\mu;g_0}$	2	0.034	0.048	0.041	0.072	0.116	0.369	0.122	0.316	0.880	0.217	0.586	0.995
$\phi_3^{*(n);\mu}$		0.031	0.047	0.041	0.069	0.112	0.370	0.128	0.311	0.879	0.220	0.583	0.995
b_2^*		0.052	0.053	0.049	0.112	0.289	0.896	0.329	0.825	1	0.669	0.996	1
$\phi_3^{(n);g_0}$		0.034	0.051	0.045	0.076	0.105	0.329	0.088	0.227	0.747	0.127	0.294	0.861
\bar{b}_2		0.030	0.041	0.050	0.084	0.249	0.866	0.186	0.728	1	0.355	0.930	1
$\phi_3^{(n);\mu;g_0}$	3	0.034	0.048	0.041	0.121	0.334	0.884	0.347	0.807	1	0.679	0.989	1
$\phi_3^{*(n);\mu}$		0.031	0.047	0.041	0.124	0.333	0.886	0.346	0.810	1	0.679	0.990	1
b_2^*		0.052	0.053	0.049	0.061	0.118	0.363	0.114	0.277	0.889	0.189	0.558	0.999
$\phi_3^{(n);g_0}$		0.034	0.051	0.045	0.101	0.307	0.866	0.235	0.737	1	0.472	0.971	1
\bar{b}_2		0.030	0.041	0.050	0.062	0.111	0.387	0.086	0.269	0.912	0.165	0.534	1
Test	k'	$g_0 = f_{WN_{0.9}}$											
$\phi_3^{(n);\mu;g_0}$	1	0.045	0.058	0.053	0.066	0.098	0.320	0.084	0.242	0.867	0.176	0.517	0.996
$\phi_3^{*(n);\mu}$		0.048	0.058	0.054	0.061	0.097	0.320	0.083	0.237	0.872	0.172	0.517	0.996
b_2^*		0.050	0.041	0.055	0.069	0.112	0.434	0.100	0.340	0.953	0.230	0.679	1
$\phi_3^{(n);g_0}$		0.052	0.057	0.060	0.040	0.051	0.060	0.049	0.037	0.061	0.033	0.031	0.053
$\phi_{FC_{0.25};3}^{*(n)}$		0.030	0.050	0.066	0.040	0.048	0.056	0.040	0.041	0.064	0.039	0.040	0.070
\bar{b}_2		0.024	0.044	0.060	0.033	0.044	0.055	0.032	0.039	0.063	0.033	0.036	0.065
$\phi_3^{(n);\mu;g_0}$	2	0.045	0.058	0.053	0.081	0.216	0.753	0.229	0.654	1	0.496	0.956	1
$\phi_3^{*(n);\mu}$		0.048	0.058	0.054	0.078	0.214	0.751	0.219	0.656	1	0.496	0.956	1
b_2^*		0.050	0.041	0.055	0.091	0.227	0.825	0.263	0.731	1	0.571	0.983	1
$\phi_3^{(n);g_0}$		0.052	0.057	0.060	0.047	0.064	0.121	0.048	0.078	0.326	0.045	0.098	0.380
\bar{b}_2		0.024	0.044	0.060	0.043	0.051	0.133	0.031	0.066	0.357	0.024	0.104	0.462
$\phi_3^{(n);\mu;g_0}$	3	0.045	0.058	0.053	0.101	0.263	0.881	0.300	0.815	1	0.676	0.992	1
$\phi_3^{*(n);\mu}$		0.048	0.058	0.054	0.103	0.262	0.884	0.296	0.816	1	0.675	0.993	1
b_2^*		0.050	0.041	0.055	0.096	0.232	0.824	0.280	0.741	1	0.608	0.988	1
$\phi_3^{(n);g_0}$		0.052	0.057	0.060	0.071	0.123	0.488	0.132	0.333	0.959	0.195	0.537	0.995
\bar{b}_2		0.024	0.044	0.060	0.049	0.123	0.486	0.077	0.297	0.958	0.123	0.497	0.997

Table D.11: Rejection rates, for a nominal significance level of $\alpha = 0.05$, of the $\phi_3^{(n);\mu;g_0}$, $\phi_3^{*(n);\mu}$, b_2^* based, $\phi_3^{(n);g_0}$ and \bar{b}_2 based tests calculated using 1000 samples of size n simulated from the k' -sine-skewed distribution with the specified base density g_0 and values of λ and k' .

λ	0			0.2			0.4			0.6			
n	30	100	500	30	100	500	30	100	500	30	100	500	
Test	k'	$g_0 = f_{C_{0.45}}$											
$\phi_3^{(n);\mu;g_0}$	1	0.056	0.052	0.046	0.059	0.044	0.050	0.053	0.040	0.044	0.049	0.043	0.041
$\phi_3^{*(n);\mu}$		0.052	0.052	0.047	0.054	0.044	0.050	0.049	0.042	0.042	0.049	0.045	0.041
b_2^*		0.061	0.057	0.041	0.070	0.093	0.287	0.103	0.252	0.811	0.171	0.484	0.992
$\phi_3^{(n);g_0}$		0.047	0.053	0.043	0.050	0.041	0.057	0.046	0.035	0.047	0.048	0.032	0.035
\bar{b}_2		0.049	0.057	0.038	0.045	0.067	0.269	0.055	0.148	0.577	0.048	0.118	0.488
$\phi_3^{(n);\mu;g_0}$	2	0.056	0.052	0.046	0.061	0.092	0.314	0.108	0.260	0.819	0.186	0.473	0.992
$\phi_3^{*(n);\mu}$		0.052	0.052	0.047	0.061	0.092	0.314	0.118	0.250	0.819	0.174	0.476	0.992
b_2^*		0.061	0.057	0.041	0.119	0.292	0.905	0.342	0.834	1	0.667	0.991	1
$\phi_3^{(n);g_0}$		0.047	0.053	0.043	0.061	0.075	0.268	0.098	0.181	0.645	0.119	0.247	0.754
\bar{b}_2		0.049	0.057	0.038	0.083	0.274	0.901	0.205	0.763	1	0.373	0.950	1
$\phi_3^{(n);\mu;g_0}$	3	0.056	0.052	0.046	0.134	0.307	0.897	0.361	0.814	1	0.660	0.993	1
$\phi_3^{*(n);\mu}$		0.052	0.052	0.047	0.140	0.306	0.898	0.363	0.811	1	0.674	0.993	1
b_2^*		0.061	0.057	0.041	0.058	0.100	0.299	0.112	0.237	0.832	0.157	0.496	0.988
$\phi_3^{(n);g_0}$		0.047	0.053	0.043	0.100	0.246	0.889	0.224	0.694	1	0.429	0.938	1
\bar{b}_2		0.049	0.057	0.038	0.050	0.085	0.302	0.074	0.215	0.802	0.106	0.408	0.981
Test	k'	$g_0 = f_{WC_{0.5}}$											
$\phi_3^{(n);\mu;g_0}$	1	0.069	0.055	0.065	0.052	0.077	0.086	0.067	0.109	0.218	0.091	0.142	0.406
$\phi_3^{*(n);\mu}$		0.067	0.055	0.067	0.053	0.078	0.087	0.068	0.108	0.222	0.084	0.146	0.412
b_2^*		0.054	0.043	0.047	0.062	0.097	0.241	0.084	0.213	0.691	0.133	0.387	0.962
$\phi_3^{(n);g_0}$		0.051	0.058	0.061	0.044	0.057	0.121	0.054	0.100	0.380	0.069	0.151	0.683
\bar{b}_2		0.038	0.053	0.053	0.051	0.069	0.227	0.077	0.187	0.719	0.120	0.427	0.979
$\phi_3^{(n);\mu;g_0}$	2	0.069	0.055	0.065	0.066	0.131	0.301	0.126	0.271	0.848	0.205	0.546	0.996
$\phi_3^{*(n);\mu}$		0.067	0.055	0.067	0.064	0.122	0.308	0.122	0.276	0.847	0.197	0.547	0.996
b_2^*		0.054	0.043	0.047	0.110	0.292	0.852	0.325	0.808	1	0.624	0.987	1
$\phi_3^{(n);g_0}$		0.051	0.058	0.061	0.035	0.061	0.049	0.051	0.051	0.051	0.042	0.056	0.057
\bar{b}_2		0.038	0.053	0.053	0.060	0.123	0.417	0.106	0.310	0.910	0.160	0.467	0.990
$\phi_3^{(n);\mu;g_0}$	3	0.069	0.055	0.065	0.133	0.317	0.873	0.334	0.822	1	0.654	0.991	1
$\phi_3^{*(n);\mu}$		0.067	0.055	0.067	0.129	0.317	0.876	0.340	0.821	1	0.657	0.994	1
b_2^*		0.054	0.043	0.047	0.067	0.114	0.336	0.110	0.289	0.859	0.190	0.543	0.996
$\phi_3^{(n);g_0}$		0.051	0.058	0.061	0.082	0.203	0.726	0.179	0.585	0.997	0.343	0.826	1
\bar{b}_2		0.038	0.053	0.053	0.051	0.074	0.152	0.074	0.128	0.413	0.097	0.206	0.679

Table D.12: Rejection rates, for a nominal significance level of $\alpha = 0.05$, of the $\phi_2^{(n);\mu;f_0}$ and $\phi_2^{(n);f_0}$ tests when f_0 is posited to be $f_{VM_{10}}$, f_{C_ρ} (cardioid with any valid value of ρ) or $f_{WC_{0.5}}$, calculated using 1000 samples of size n simulated from the k' -sine-skewed distribution with the specified base von Mises density g_0 and values of λ and k' .

		λ			0			0.2			0.4			0.6		
		n			30	100	500	30	100	500	30	100	500	30	100	500
Test	k'	$g_0 = f_{VM_1}$														
$\phi_2^{(n);\mu;f_{VM_{10}}}$	1	0.152	0.131	0.147	0.170	0.203	0.471	0.226	0.402	0.905	0.312	0.635	0.998			
$\phi_2^{(n);\mu;f_{C_\rho}}$		0.050	0.046	0.049	0.057	0.086	0.305	0.095	0.230	0.796	0.145	0.463	0.990			
$\phi_2^{(n);\mu;f_{WC_{0.5}}}$		0.061	0.054	0.060	0.069	0.098	0.325	0.111	0.248	0.821	0.159	0.488	0.991			
$\phi_2^{(n);f_{VM_{10}}}$		0.820	0.820	0.817	0.802	0.833	0.821	0.810	0.834	0.835	0.829	0.833	0.914			
$\phi_2^{(n);f_{C_\rho}}$		0.027	0.026	0.028	0.024	0.027	0.030	0.025	0.025	0.040	0.022	0.040	0.154			
$\phi_2^{(n);f_{WC_{0.5}}}$		0.041	0.039	0.041	0.042	0.048	0.045	0.038	0.035	0.052	0.035	0.048	0.184			
$\phi_2^{(n);\mu;f_{VM_{10}}}$	2	0.152	0.131	0.147	0.246	0.488	0.961	0.544	0.920	1	0.825	1	1			
$\phi_2^{(n);\mu;f_{C_\rho}}$		0.050	0.046	0.049	0.100	0.293	0.894	0.347	0.825	1	0.647	0.994	1			
$\phi_2^{(n);\mu;f_{WC_{0.5}}}$		0.061	0.054	0.060	0.116	0.323	0.912	0.381	0.838	1	0.672	0.994	1			
$\phi_2^{(n);f_{VM_{10}}}$		0.820	0.820	0.817	0.860	0.920	0.997	0.901	0.978	1	0.946	0.992	1			
$\phi_2^{(n);f_{C_\rho}}$		0.027	0.026	0.028	0.043	0.161	0.701	0.134	0.512	0.998	0.262	0.768	1			
$\phi_2^{(n);f_{WC_{0.5}}}$		0.041	0.039	0.041	0.073	0.196	0.712	0.163	0.550	0.999	0.319	0.817	1			
$\phi_2^{(n);\mu;f_{VM_{10}}}$	3	0.152	0.131	0.147	0.160	0.227	0.501	0.241	0.424	0.922	0.336	0.680	0.994			
$\phi_2^{(n);\mu;f_{C_\rho}}$		0.050	0.046	0.049	0.061	0.100	0.318	0.102	0.255	0.822	0.164	0.475	0.991			
$\phi_2^{(n);\mu;f_{WC_{0.5}}}$		0.061	0.054	0.060	0.072	0.116	0.342	0.114	0.273	0.836	0.187	0.498	0.991			
$\phi_2^{(n);f_{VM_{10}}}$		0.820	0.820	0.817	0.828	0.855	0.933	0.846	0.905	0.994	0.858	0.964	0.999			
$\phi_2^{(n);f_{C_\rho}}$		0.027	0.026	0.028	0.023	0.051	0.216	0.049	0.156	0.716	0.077	0.299	0.969			
$\phi_2^{(n);f_{WC_{0.5}}}$		0.041	0.039	0.041	0.034	0.054	0.085	0.046	0.079	0.217	0.046	0.099	0.409			
Test	k'	$g_0 = f_{VM_{10}}$														
$\phi_2^{(n);\mu;f_{VM_{10}}}$	1	0.049	0.046	0.044	0.060	0.085	0.282	0.097	0.233	0.786	0.163	0.476	0.983			
$\phi_2^{(n);\mu;f_{C_\rho}}$		0.011	0.005	0.008	0.010	0.016	0.105	0.016	0.086	0.564	0.046	0.218	0.939			
$\phi_2^{(n);\mu;f_{WC_{0.5}}}$		0.013	0.006	0.012	0.013	0.021	0.119	0.022	0.099	0.601	0.057	0.243	0.949			
$\phi_2^{(n);f_{VM_{10}}}$		0.050	0.047	0.040	0.045	0.045	0.034	0.045	0.040	0.039	0.047	0.036	0.044			
$\phi_2^{(n);f_{C_\rho}}$		0	0	0	0	0	0	0	0	0	0	0	0			
$\phi_2^{(n);f_{WC_{0.5}}}$		0	0	0	0	0	0	0	0	0	0	0	0			
$\phi_2^{(n);\mu;f_{VM_{10}}}$	2	0.049	0.046	0.044	0.083	0.183	0.694	0.222	0.586	0.998	0.417	0.911	1			
$\phi_2^{(n);\mu;f_{C_\rho}}$		0.011	0.005	0.008	0.014	0.060	0.411	0.063	0.314	0.986	0.180	0.757	1			
$\phi_2^{(n);\mu;f_{WC_{0.5}}}$		0.013	0.006	0.012	0.019	0.072	0.441	0.075	0.339	0.989	0.205	0.785	1			
$\phi_2^{(n);f_{VM_{10}}}$		0.050	0.047	0.040	0.052	0.053	0.044	0.045	0.051	0.070	0.032	0.040	0.053			
$\phi_2^{(n);f_{C_\rho}}$		0	0	0	0	0	0	0	0	0	0	0	0			
$\phi_2^{(n);f_{WC_{0.5}}}$		0	0	0	0	0	0	0	0	0	0	0	0			
$\phi_2^{(n);\mu;f_{VM_{10}}}$	3	0.049	0.046	0.044	0.107	0.238	0.843	0.273	0.728	1	0.575	0.977	1			
$\phi_2^{(n);\mu;f_{C_\rho}}$		0.011	0.005	0.008	0.024	0.089	0.616	0.100	0.485	0.998	0.291	0.908	1			
$\phi_2^{(n);\mu;f_{WC_{0.5}}}$		0.013	0.006	0.012	0.031	0.101	0.648	0.120	0.520	0.999	0.320	0.925	1			
$\phi_2^{(n);f_{VM_{10}}}$		0.050	0.047	0.040	0.061	0.058	0.138	0.050	0.098	0.412	0.059	0.138	0.543			
$\phi_2^{(n);f_{C_\rho}}$		0	0	0	0	0	0	0	0	0	0	0	0			
$\phi_2^{(n);f_{WC_{0.5}}}$		0	0	0	0	0	0	0	0	0	0	0	0			

Table D.13: Rejection rates, for a nominal significance level of $\alpha = 0.05$, of the $\phi_2^{(n); \mu; f_0}$ and $\phi_2^{(n); f_0}$ tests when f_0 is posited to be $f_{VM_{10}}$, f_{C_ρ} (cardioid with any valid value of ρ) or $f_{WC_{0.5}}$, calculated using 1000 samples of size n simulated from the k' -sine-skewed distribution with the specified base wrapped normal density g_0 and values of λ and k' .

λ		0			0.2			0.4			0.6		
n		30	100	500	30	100	500	30	100	500	30	100	500
Test	k'	$g_0 = f_{WN_{0.5}}$											
$\phi_2^{(n); \mu; f_{VM_{10}}}$	1	0.138	0.133	0.165	0.161	0.254	0.547	0.246	0.479	0.964	0.395	0.747	1
$\phi_2^{(n); \mu; f_{C_\rho}}$		0.054	0.048	0.052	0.066	0.113	0.354	0.117	0.292	0.894	0.202	0.578	0.997
$\phi_2^{(n); \mu; f_{WC_{0.5}}}$		0.061	0.058	0.059	0.074	0.125	0.376	0.128	0.317	0.903	0.229	0.602	0.998
$\phi_2^{(n); f_{VM_{10}}}$		0.831	0.819	0.819	0.823	0.845	0.866	0.836	0.854	0.903	0.791	0.821	0.887
$\phi_2^{(n); f_{C_\rho}}$		0.023	0.031	0.034	0.027	0.034	0.106	0.016	0.044	0.154	0.011	0.023	0.070
$\phi_2^{(n); f_{WC_{0.5}}}$		0.032	0.039	0.048	0.035	0.046	0.133	0.034	0.062	0.200	0.016	0.031	0.120
$\phi_2^{(n); \mu; f_{VM_{10}}}$	2	0.138	0.133	0.165	0.249	0.516	0.960	0.540	0.924	1	0.817	0.998	1
$\phi_2^{(n); \mu; f_{C_\rho}}$		0.054	0.048	0.052	0.116	0.289	0.894	0.327	0.826	1	0.656	0.995	1
$\phi_2^{(n); \mu; f_{WC_{0.5}}}$		0.061	0.058	0.059	0.132	0.317	0.905	0.350	0.835	1	0.676	0.996	1
$\phi_2^{(n); f_{VM_{10}}}$		0.831	0.819	0.819	0.846	0.927	1	0.923	0.990	1	0.967	1	1
$\phi_2^{(n); f_{C_\rho}}$		0.023	0.031	0.034	0.051	0.172	0.801	0.150	0.634	1	0.311	0.907	1
$\phi_2^{(n); f_{WC_{0.5}}}$		0.032	0.039	0.048	0.078	0.208	0.819	0.173	0.658	1	0.352	0.922	1
.118	0.365	0.114	0.284	0.889	0.187	0.553	0.999						
$\phi_2^{(n); \mu; f_{VM_{10}}}$	3	0.138	0.133	0.165	0.155	0.251	0.545	0.238	0.469	0.958	0.395	0.751	1
$\phi_2^{(n); \mu; f_{C_\rho}}$		0.054	0.048	0.052	0.062	0.118	0.364	0.114	0.284	0.889	0.187	0.553	0.999
$\phi_2^{(n); \mu; f_{WC_{0.5}}}$		0.061	0.058	0.059	0.068	0.129	0.381	0.136	0.304	0.899	0.208	0.586	0.999
$\phi_2^{(n); f_{VM_{10}}}$		0.831	0.819	0.819	0.812	0.870	0.958	0.859	0.921	1	0.917	0.979	1
$\phi_2^{(n); f_{C_\rho}}$		0.023	0.031	0.034	0.036	0.073	0.318	0.058	0.221	0.884	0.125	0.486	1
$\phi_2^{(n); f_{WC_{0.5}}}$		0.032	0.039	0.048	0.035	0.062	0.140	0.047	0.105	0.423	0.061	0.196	0.764
Test	k'	$g_0 = f_{WN_{0.9}}$											
$\phi_2^{(n); \mu; f_{VM_{10}}}$	1	0.096	0.105	0.110	0.117	0.199	0.562	0.187	0.481	0.981	0.342	0.792	1
$\phi_2^{(n); \mu; f_{C_\rho}}$		0.028	0.030	0.032	0.041	0.078	0.360	0.076	0.271	0.931	0.165	0.585	1
$\phi_2^{(n); \mu; f_{WC_{0.5}}}$		0.035	0.034	0.039	0.047	0.088	0.381	0.088	0.291	0.938	0.189	0.619	1
$\phi_2^{(n); f_{VM_{10}}}$		0.315	0.352	0.389	0.296	0.348	0.379	0.291	0.350	0.386	0.298	0.333	0.342
$\phi_2^{(n); f_{C_\rho}}$		0	0	0	0	0	0	0	0	0	0	0	0
$\phi_2^{(n); f_{WC_{0.5}}}$		0	0	0	0	0	0	0	0	0	0	0	0
$\phi_2^{(n); \mu; f_{VM_{10}}}$	2	0.096	0.105	0.110	0.174	0.328	0.886	0.378	0.830	1	0.689	0.994	1
$\phi_2^{(n); \mu; f_{C_\rho}}$		0.028	0.030	0.032	0.061	0.176	0.751	0.198	0.645	1	0.464	0.963	1
$\phi_2^{(n); \mu; f_{WC_{0.5}}}$		0.035	0.034	0.039	0.068	0.189	0.765	0.216	0.668	1	0.495	0.972	1
$\phi_2^{(n); f_{VM_{10}}}$		0.315	0.352	0.389	0.304	0.398	0.541	0.309	0.446	0.783	0.296	0.470	0.817
$\phi_2^{(n); f_{C_\rho}}$		0	0	0	0	0	0	0	0	0	0	0	0
$\phi_2^{(n); f_{WC_{0.5}}}$		0	0	0	0	0	0	0	0	0	0	0	0
$\phi_2^{(n); \mu; f_{VM_{10}}}$	3	0.096	0.105	0.110	0.177	0.355	0.908	0.415	0.848	1	0.720	0.996	1
$\phi_2^{(n); \mu; f_{C_\rho}}$		0.028	0.030	0.032	0.058	0.176	0.768	0.208	0.666	1	0.502	0.977	1
$\phi_2^{(n); \mu; f_{WC_{0.5}}}$		0.035	0.034	0.039	0.065	0.190	0.784	0.230	0.692	1	0.533	0.979	1
$\phi_2^{(n); f_{VM_{10}}}$		0.315	0.352	0.389	0.366	0.500	0.855	0.452	0.731	0.997	0.522	0.870	1
$\phi_2^{(n); f_{C_\rho}}$		0	0	0	0	0	0	0	0	0	0	0	0
$\phi_2^{(n); f_{WC_{0.5}}}$		0	0	0	0	0	0	0	0	0	0	0	0

Table D.14: Rejection rates, for a nominal significance level of $\alpha = 0.05$, of the $\phi_2^{(n);\mu;f_0}$ and $\phi_2^{(n);f_0}$ tests when f_0 is posited to be $f_{VM_{10}}$, f_{C_ρ} (cardioid with any valid value of ρ) or $f_{WC_{0.5}}$, calculated using 1000 samples of size n simulated from the k' -sine-skewed distribution with the specified base density g_0 and values of λ and k' .

λ		0			0.2			0.4			0.6		
n		30	100	500	30	100	500	30	100	500	30	100	500
Test	k'	$g_0 = f_{C_{0.45}}$											
$\phi_2^{(n);\mu;f_{VM_{10}}}$	1	0.141	0.142	0.139	0.162	0.206	0.487	0.246	0.425	0.917	0.327	0.671	1
$\phi_2^{(n);\mu;f_{C_\rho}}$		0.056	0.057	0.042	0.068	0.090	0.285	0.106	0.260	0.814	0.175	0.489	0.993
$\phi_2^{(n);\mu;f_{WC_{0.5}}}$		0.065	0.065	0.048	0.080	0.098	0.308	0.119	0.276	0.826	0.189	0.510	0.994
$\phi_2^{(n);f_{VM_{10}}}$		0.839	0.858	0.836	0.827	0.860	0.932	0.824	0.875	0.979	0.821	0.848	0.968
$\phi_2^{(n);f_{C_\rho}}$		0.054	0.061	0.044	0.041	0.064	0.246	0.042	0.101	0.485	0.025	0.055	0.338
$\phi_2^{(n);f_{WC_{0.5}}}$		0.068	0.082	0.079	0.062	0.101	0.341	0.055	0.167	0.621	0.041	0.094	0.482
$\phi_2^{(n);\mu;f_{VM_{10}}}$	2	0.141	0.142	0.139	0.259	0.482	0.956	0.534	0.923	1	0.843	0.996	1
$\phi_2^{(n);\mu;f_{C_\rho}}$		0.056	0.057	0.042	0.120	0.289	0.905	0.336	0.830	1	0.661	0.991	1
$\phi_2^{(n);\mu;f_{WC_{0.5}}}$		0.065	0.065	0.048	0.134	0.310	0.911	0.359	0.848	1	0.688	0.991	1
$\phi_2^{(n);f_{VM_{10}}}$		0.839	0.858	0.836	0.874	0.930	0.998	0.931	0.996	1	0.965	0.999	1
$\phi_2^{(n);f_{C_\rho}}$		0.054	0.061	0.044	0.073	0.261	0.890	0.200	0.729	1	0.402	0.948	1
$\phi_2^{(n);f_{WC_{0.5}}}$		0.068	0.082	0.079	0.099	0.292	0.907	0.266	0.772	1	0.463	0.966	1
$\phi_2^{(n);\mu;f_{VM_{10}}}$	3	0.141	0.142	0.139	0.161	0.223	0.494	0.245	0.415	0.910	0.324	0.677	0.995
$\phi_2^{(n);\mu;f_{C_\rho}}$		0.056	0.057	0.042	0.057	0.094	0.296	0.113	0.237	0.829	0.157	0.493	0.989
$\phi_2^{(n);\mu;f_{WC_{0.5}}}$		0.065	0.065	0.048	0.069	0.114	0.319	0.127	0.261	0.842	0.175	0.515	0.992
$\phi_2^{(n);f_{VM_{10}}}$		0.839	0.858	0.836	0.839	0.856	0.937	0.864	0.926	0.998	0.888	0.971	1
$\phi_2^{(n);f_{C_\rho}}$		0.054	0.061	0.044	0.051	0.092	0.287	0.070	0.217	0.816	0.105	0.435	0.987
$\phi_2^{(n);f_{WC_{0.5}}}$		0.068	0.082	0.079	0.074	0.084	0.157	0.077	0.121	0.361	0.081	0.188	0.648
Test	k'	$g_0 = f_{WC_{0.5}}$											
$\phi_2^{(n);\mu;f_{VM_{10}}}$	1	0.144	0.119	0.133	0.143	0.194	0.388	0.190	0.354	0.815	0.260	0.555	0.988
$\phi_2^{(n);\mu;f_{C_\rho}}$		0.051	0.035	0.038	0.055	0.088	0.227	0.083	0.203	0.667	0.115	0.366	0.952
$\phi_2^{(n);\mu;f_{WC_{0.5}}}$		0.058	0.041	0.045	0.061	0.098	0.241	0.092	0.222	0.682	0.132	0.389	0.959
$\phi_2^{(n);f_{VM_{10}}}$		0.836	0.828	0.822	0.835	0.848	0.918	0.856	0.903	0.995	0.887	0.959	1
$\phi_2^{(n);f_{C_\rho}}$		0.036	0.045	0.042	0.038	0.058	0.207	0.051	0.140	0.664	0.084	0.313	0.966
$\phi_2^{(n);f_{WC_{0.5}}}$		0.045	0.054	0.043	0.046	0.064	0.162	0.059	0.122	0.507	0.083	0.264	0.894
$\phi_2^{(n);\mu;f_{VM_{10}}}$	2	0.144	0.119	0.133	0.238	0.454	0.934	0.492	0.911	1	0.802	0.998	1
$\phi_2^{(n);\mu;f_{C_\rho}}$		0.051	0.035	0.038	0.096	0.271	0.836	0.306	0.787	1	0.592	0.980	1
$\phi_2^{(n);\mu;f_{WC_{0.5}}}$		0.058	0.041	0.045	0.114	0.294	0.852	0.322	0.807	1	0.629	0.985	1
$\phi_2^{(n);f_{VM_{10}}}$		0.836	0.828	0.822	0.823	0.897	0.976	0.870	0.949	1	0.925	0.981	1
$\phi_2^{(n);f_{C_\rho}}$		0.036	0.045	0.042	0.053	0.113	0.402	0.110	0.319	0.919	0.188	0.529	0.994
$\phi_2^{(n);f_{WC_{0.5}}}$		0.045	0.054	0.043	0.069	0.144	0.478	0.113	0.372	0.957	0.219	0.628	0.997
$\phi_2^{(n);\mu;f_{VM_{10}}}$	3	0.144	0.119	0.133	0.150	0.232	0.500	0.222	0.459	0.944	0.346	0.708	1
$\phi_2^{(n);\mu;f_{C_\rho}}$		0.051	0.035	0.038	0.060	0.100	0.305	0.097	0.269	0.845	0.163	0.511	0.996
$\phi_2^{(n);\mu;f_{WC_{0.5}}}$		0.058	0.041	0.045	0.067	0.113	0.334	0.110	0.290	0.857	0.186	0.531	0.997
$\phi_2^{(n);f_{VM_{10}}}$		0.836	0.828	0.822	0.837	0.838	0.878	0.842	0.889	0.969	0.876	0.913	0.989
$\phi_2^{(n);f_{C_\rho}}$		0.036	0.045	0.042	0.035	0.064	0.137	0.055	0.103	0.412	0.061	0.202	0.717
$\phi_2^{(n);f_{WC_{0.5}}}$		0.045	0.054	0.043	0.046	0.061	0.057	0.056	0.060	0.088	0.047	0.060	0.127

Table D.15: Rejection rates, for a nominal significance level of $\alpha = 0.05$, of the $\phi_{f_0;2}^{*(n)}$ test when f_0 is posited to be f_{VM_κ} (von Mises with any valid value of κ), $f_{C_{0.45}}$ or $f_{WC_{0.5}}$ and the $\phi_2^{*(n);\hat{\mu}^{(n)}}$ test ($\phi_2^{*(n);\mu}$ with μ estimated from the data), calculated using 1000 samples of size n simulated from the k' -sine-skewed distribution with the specified base von Mises density g_0 and values of λ and k' .

λ	0			0.2			0.4			0.6			
n	30	100	500	30	100	500	30	100	500	30	100	500	
Test	k'	$g_0 = f_{VM_1}$											
$\phi_{f_{VM_\kappa};2}^{*(n)}$	1	0.033	0.036	0.050	0.029	0.043	0.056	0.038	0.038	0.068	0.044	0.079	0.248
$\phi_{f_{C_{0.45}};2}^{*(n)}$		0.030	0.040	0.049	0.031	0.045	0.055	0.043	0.038	0.066	0.039	0.083	0.248
$\phi_{f_{WC_{0.5}};2}^{*(n)}$		0.031	0.040	0.048	0.027	0.044	0.053	0.037	0.046	0.064	0.043	0.074	0.239
$\phi_2^{*(n);\hat{\mu}^{(n)}}$		0.026	0.026	0.026	0.026	0.029	0.030	0.026	0.025	0.039	0.022	0.041	0.154
$\phi_{f_{VM_\kappa};2}^{*(n)}$	2	0.033	0.036	0.050	0.039	0.183	0.777	0.139	0.550	0.999	0.235	0.747	1
$\phi_{f_{C_{0.45}};2}^{*(n)}$		0.030	0.040	0.049	0.047	0.179	0.755	0.141	0.512	0.995	0.227	0.704	0.999
$\phi_{f_{WC_{0.5}};2}^{*(n)}$		0.031	0.040	0.048	0.040	0.185	0.762	0.127	0.532	0.999	0.225	0.743	1
$\phi_2^{*(n);\hat{\mu}^{(n)}}$		0.026	0.026	0.026	0.044	0.157	0.703	0.133	0.512	0.999	0.275	0.784	1
$\phi_{f_{VM_\kappa};2}^{*(n)}$	3	0.033	0.036	0.050	0.032	0.065	0.288	0.057	0.198	0.777	0.086	0.343	0.975
$\phi_{f_{C_{0.45}};2}^{*(n)}$		0.030	0.040	0.049	0.032	0.049	0.178	0.047	0.128	0.508	0.069	0.196	0.782
$\phi_{f_{WC_{0.5}};2}^{*(n)}$		0.031	0.040	0.048	0.030	0.050	0.161	0.048	0.125	0.481	0.063	0.183	0.785
$\phi_2^{*(n);\hat{\mu}^{(n)}}$		0.026	0.026	0.026	0.024	0.046	0.220	0.051	0.162	0.732	0.089	0.320	0.970
Test	k'	$g_0 = f_{VM_{10}}$											
$\phi_{f_{VM_\kappa};2}^{*(n)}$	1	0.028	0.040	0.040	0.029	0.037	0.034	0.029	0.030	0.041	0.027	0.038	0.053
$\phi_{f_{C_{0.45}};2}^{*(n)}$		0.028	0.039	0.039	0.028	0.037	0.034	0.028	0.031	0.041	0.027	0.037	0.053
$\phi_{f_{WC_{0.5}};2}^{*(n)}$		0.035	0.043	0.041	0.042	0.045	0.032	0.043	0.040	0.034	0.037	0.053	0.059
$\phi_2^{*(n);\hat{\mu}^{(n)}}$		0	0	0	0	0	0	0	0	0	0	0	0
$\phi_{f_{VM_\kappa};2}^{*(n)}$	2	0.028	0.040	0.040	0.029	0.044	0.046	0.038	0.042	0.068	0.037	0.047	0.068
$\phi_{f_{C_{0.45}};2}^{*(n)}$		0.028	0.039	0.039	0.029	0.044	0.044	0.036	0.043	0.068	0.035	0.046	0.066
$\phi_{f_{WC_{0.5}};2}^{*(n)}$		0.035	0.043	0.041	0.045	0.053	0.047	0.049	0.048	0.062	0.046	0.056	0.053
$\phi_2^{*(n);\hat{\mu}^{(n)}}$		0	0	0	0	0	0	0	0	0	0	0	0
$\phi_{f_{VM_\kappa};2}^{*(n)}$	3	0.028	0.040	0.040	0.034	0.057	0.146	0.033	0.087	0.397	0.031	0.091	0.524
$\phi_{f_{C_{0.45}};2}^{*(n)}$		0.028	0.039	0.039	0.033	0.057	0.143	0.033	0.085	0.395	0.030	0.090	0.521
$\phi_{f_{WC_{0.5}};2}^{*(n)}$		0.035	0.043	0.041	0.044	0.059	0.108	0.045	0.080	0.249	0.051	0.077	0.241
$\phi_2^{*(n);\hat{\mu}^{(n)}}$		0	0	0	0	0	0	0	0	0	0	0	0

Table D.16: Rejection rates, for a nominal significance level of $\alpha = 0.05$, of the $\phi_{f_0;2}^{*(n)}$ test when f_0 is posited to be f_{VM_κ} (von Mises with any valid value of κ), $f_{C_{0.45}}$ or $f_{WC_{0.5}}$ and the $\phi_2^{*(n);\hat{\mu}^{(n)}}$ test ($\phi_2^{*(n);\mu}$ with μ estimated from the data), calculated using 1000 samples of size n simulated from the k' -sine-skewed distribution with the specified base wrapped normal density g_0 and values of λ and k' .

λ	0			0.2			0.4			0.6			
n	30	100	500	30	100	500	30	100	500	30	100	500	
Test	k'	$g_0 = f_{WN_{0.5}}$											
$\phi_{f_{VM_\kappa};2}^{*(n)}$	1	0.030	0.041	0.050	0.039	0.059	0.148	0.037	0.077	0.257	0.041	0.058	0.167
$\phi_{f_{C_{0.45}};2}^{*(n)}$		0.028	0.045	0.054	0.040	0.060	0.161	0.035	0.081	0.289	0.037	0.067	0.207
$\phi_{f_{WC_{0.5}};2}^{*(n)}$		0.027	0.045	0.055	0.039	0.052	0.155	0.037	0.083	0.277	0.038	0.062	0.190
$\phi_2^{*(n);\hat{\mu}^{(n)}}$		0.021	0.033	0.032	0.028	0.034	0.107	0.016	0.045	0.152	0.012	0.024	0.069
$\phi_{f_{VM_\kappa};2}^{*(n)}$	2	0.030	0.041	0.050	0.084	0.249	0.866	0.186	0.728	1	0.355	0.930	1
$\phi_{f_{C_{0.45}};2}^{*(n)}$		0.028	0.045	0.054	0.077	0.253	0.870	0.186	0.715	1	0.363	0.927	1
$\phi_{f_{WC_{0.5}};2}^{*(n)}$		0.027	0.045	0.055	0.077	0.247	0.866	0.185	0.724	1	0.344	0.941	1
$\phi_2^{*(n);\hat{\mu}^{(n)}}$		0.021	0.033	0.032	0.056	0.174	0.796	0.153	0.643	1	0.324	0.908	1
$\phi_{f_{VM_\kappa};2}^{*(n)}$	3	0.030	0.041	0.050	0.062	0.111	0.387	0.086	0.269	0.912	0.165	0.534	1
$\phi_{f_{C_{0.45}};2}^{*(n)}$		0.028	0.045	0.054	0.063	0.103	0.321	0.076	0.213	0.858	0.135	0.451	0.997
$\phi_{f_{WC_{0.5}};2}^{*(n)}$		0.027	0.045	0.055	0.054	0.097	0.305	0.072	0.201	0.829	0.125	0.434	0.994
$\phi_2^{*(n);\hat{\mu}^{(n)}}$		0.021	0.033	0.032	0.039	0.076	0.317	0.070	0.223	0.886	0.131	0.491	1
Test	k'	$g_0 = f_{WN_{0.9}}$											
$\phi_{f_{VM_\kappa};2}^{*(n)}$	1	0.024	0.044	0.060	0.033	0.044	0.055	0.032	0.039	0.063	0.033	0.036	0.065
$\phi_{f_{C_{0.45}};2}^{*(n)}$		0.024	0.046	0.053	0.031	0.042	0.054	0.026	0.038	0.061	0.032	0.035	0.063
$\phi_{f_{WC_{0.5}};2}^{*(n)}$		0.027	0.042	0.054	0.037	0.038	0.063	0.032	0.040	0.043	0.033	0.047	0.050
$\phi_2^{*(n);\hat{\mu}^{(n)}}$		0	0	0	0	0	0	0	0	0	0	0	0
$\phi_{f_{VM_\kappa};2}^{*(n)}$	2	0.024	0.044	0.060	0.043	0.051	0.133	0.031	0.066	0.357	0.024	0.104	0.462
$\phi_{f_{C_{0.45}};2}^{*(n)}$		0.024	0.046	0.053	0.041	0.049	0.127	0.030	0.059	0.360	0.022	0.095	0.467
$\phi_{f_{WC_{0.5}};2}^{*(n)}$		0.027	0.042	0.054	0.036	0.041	0.061	0.031	0.043	0.072	0.033	0.038	0.045
$\phi_2^{*(n);\hat{\mu}^{(n)}}$		0	0	0	0	0	0	0	0	0	0	0	0
$\phi_{f_{VM_\kappa};2}^{*(n)}$	3	0.024	0.044	0.060	0.049	0.123	0.486	0.077	0.297	0.958	0.123	0.497	0.997
$\phi_{f_{C_{0.45}};2}^{*(n)}$		0.024	0.046	0.053	0.047	0.113	0.481	0.076	0.287	0.952	0.117	0.485	0.996
$\phi_{f_{WC_{0.5}};2}^{*(n)}$		0.027	0.042	0.054	0.041	0.059	0.170	0.047	0.094	0.280	0.059	0.078	0.169
$\phi_2^{*(n);\hat{\mu}^{(n)}}$		0	0	0	0	0	0	0	0	0	0	0	0.028

Table D.17: Rejection rates, for a nominal significance level of $\alpha = 0.05$, of the $\phi_{f_0;2}^{*(n)}$ test when f_0 is posited to be f_{VM_κ} (von Mises with any valid value of κ), $f_{C_{0.45}}$ or $f_{WC_{0.5}}$ and the $\phi_2^{*(n);\hat{\mu}^{(n)}}$ test ($\phi_2^{*(n);\mu}$ with μ estimated from the data), calculated using 1000 samples of size n simulated from the k' -sine-skewed distribution with the specified base density g_0 and values of λ and k' .

λ	0			0.2			0.4			0.6			
n	30	100	500	30	100	500	30	100	500	30	100	500	
Test	k'	$g_0 = f_{C_{0.45}}$											
$\phi_{f_{VM_\kappa};2}^{*(n)}$	1	0.049	0.057	0.038	0.045	0.067	0.269	0.055	0.148	0.577	0.048	0.118	0.488
$\phi_{f_{C_{0.45}};2}^{*(n)}$		0.050	0.058	0.038	0.050	0.074	0.280	0.056	0.155	0.624	0.047	0.140	0.599
$\phi_{f_{WC_{0.5}};2}^{*(n)}$		0.052	0.057	0.040	0.043	0.070	0.274	0.047	0.162	0.605	0.052	0.136	0.567
$\phi_2^{*(n);\hat{\mu}^{(n)}}$		0.053	0.059	0.040	0.041	0.068	0.247	0.043	0.100	0.478	0.028	0.058	0.333
$\phi_{f_{VM_\kappa};2}^{*(n)}$	2	0.049	0.057	0.038	0.083	0.274	0.901	0.205	0.763	1	0.373	0.950	1
$\phi_{f_{C_{0.45}};2}^{*(n)}$		0.050	0.058	0.038	0.088	0.281	0.902	0.219	0.773	1	0.387	0.954	1
$\phi_{f_{WC_{0.5}};2}^{*(n)}$		0.052	0.057	0.040	0.086	0.273	0.903	0.201	0.772	1	0.369	0.962	1
$\phi_2^{*(n);\hat{\mu}^{(n)}}$		0.053	0.059	0.040	0.072	0.258	0.893	0.204	0.734	1	0.400	0.947	1
$\phi_{f_{VM_\kappa};2}^{*(n)}$	3	0.049	0.057	0.038	0.050	0.085	0.302	0.074	0.215	0.802	0.106	0.408	0.981
$\phi_{f_{C_{0.45}};2}^{*(n)}$		0.050	0.058	0.038	0.047	0.089	0.289	0.072	0.202	0.816	0.093	0.402	0.987
$\phi_{f_{WC_{0.5}};2}^{*(n)}$		0.052	0.057	0.040	0.045	0.085	0.290	0.070	0.197	0.814	0.090	0.384	0.985
$\phi_2^{*(n);\hat{\mu}^{(n)}}$		0.053	0.059	0.040	0.054	0.096	0.290	0.079	0.223	0.814	0.122	0.438	0.987
Test	k'	$g_0 = f_{WC_{0.5}}$											
$\phi_{f_{VM_\kappa};2}^{*(n)}$	1	0.038	0.053	0.053	0.051	0.069	0.227	0.077	0.187	0.719	0.120	0.427	0.979
$\phi_{f_{C_{0.45}};2}^{*(n)}$		0.038	0.058	0.045	0.053	0.070	0.203	0.065	0.152	0.606	0.107	0.347	0.945
$\phi_{f_{WC_{0.5}};2}^{*(n)}$		0.040	0.053	0.046	0.046	0.066	0.167	0.060	0.133	0.534	0.091	0.301	0.905
$\phi_2^{*(n);\hat{\mu}^{(n)}}$		0.041	0.056	0.046	0.040	0.064	0.218	0.056	0.149	0.676	0.089	0.325	0.967
$\phi_{f_{VM_\kappa};2}^{*(n)}$	2	0.038	0.053	0.053	0.060	0.123	0.417	0.106	0.310	0.910	0.160	0.467	0.990
$\phi_{f_{C_{0.45}};2}^{*(n)}$		0.038	0.058	0.045	0.058	0.129	0.431	0.103	0.303	0.902	0.169	0.469	0.986
$\phi_{f_{WC_{0.5}};2}^{*(n)}$		0.040	0.053	0.046	0.056	0.132	0.468	0.102	0.343	0.953	0.169	0.558	0.997
$\phi_2^{*(n);\hat{\mu}^{(n)}}$		0.041	0.056	0.046	0.055	0.123	0.432	0.109	0.350	0.932	0.206	0.574	0.995
$\phi_{f_{VM_\kappa};2}^{*(n)}$	3	0.038	0.053	0.053	0.051	0.074	0.152	0.074	0.128	0.413	0.097	0.206	0.679
$\phi_{f_{C_{0.45}};2}^{*(n)}$		0.038	0.058	0.045	0.046	0.062	0.059	0.061	0.069	0.107	0.064	0.064	0.149
$\phi_{f_{WC_{0.5}};2}^{*(n)}$		0.040	0.053	0.046	0.044	0.066	0.053	0.055	0.064	0.100	0.047	0.067	0.174
$\phi_2^{*(n);\hat{\mu}^{(n)}}$		0.041	0.056	0.046	0.047	0.070	0.154	0.069	0.129	0.449	0.074	0.226	0.762

Table D.18: Rejection rates, for a nominal significance level of $\alpha = 0.05$, of the b_2^* based and \bar{b}_2 based tests calculated using 1000 samples of size n simulated from: the Kato and Jones (2010) distribution with parameters $\mu = 0$, $r = 0.5$ and the values of ν and κ specified (KJ₁₀); the three-parameter asymmetric submodel given in the Equation (7) of Kato and Jones (2015) with parameters $\mu = 0$, $r = 0.5$ and the values of γ and $\bar{\beta}_2 = \nu\gamma(1 - \gamma)$ specified (KJ₁₅).

ν	0			0.2			0.4			0.6		
n	30	100	500	30	100	500	30	100	500	30	100	500
Test	KJ ₁₀ ; $\kappa = 0.5$											
b_2^*	0.053	0.051	0.058	0.194	0.538	0.995	0.524	0.962	1	0.747	0.997	1
\bar{b}_2	0.044	0.057	0.050	0.047	0.057	0.040	0.053	0.059	0.047	0.044	0.061	0.067
Test	KJ ₁₀ ; $\kappa = 0.9$											
b_2^*	0.048	0.038	0.059	0.271	0.724	1	0.707	0.997	1	0.916	1	1
\bar{b}_2	0.049	0.042	0.053	0.053	0.048	0.062	0.052	0.067	0.085	0.064	0.070	0.142
Test	KJ ₁₅ ; $\gamma = 0.5$											
b_2^*	0.054	0.043	0.047	0.070	0.103	0.399	0.127	0.307	0.923	0.199	0.569	0.999
\bar{b}_2	0.038	0.053	0.053	0.069	0.113	0.364	0.103	0.296	0.895	0.175	0.567	1
Test	KJ ₁₅ ; $\gamma = 0.9$											
b_2^*	0.064	0.049	0.036	0.051	0.067	0.165	0.066	0.154	0.496	0.123	0.263	0.791
\bar{b}_2	0.025	0.045	0.062	0.032	0.058	0.173	0.048	0.157	0.516	0.061	0.279	0.867

References

- Abe, T., Kubota, Y., Shimatani, K., Aakala, T., and Kuuluvainen, T. (2012). Circular distributions of fallen logs as an indicator of forest disturbance regimes. *Ecol. Indic.*, **18**, 559–566.
- Abe, T., and Pewsey, A. (2011). Sine-skewed circular distributions. *Statist. Papers*, **52**, 683–707.
- Azzalini, A., and Capitanio, A. (2003). Distributions generated by perturbation of symmetry with emphasis on a multivariate skew- t distribution. *J. R. Statist. Soc. Ser. B*, **65**, 367–389.
- Bogdan, M., Bogdan, K., and Futschik, A. (2002). A data driven smooth test for circular uniformity. *Ann. Inst. Statist. Math.*, **54**, 29–44.
- Cohen, J., and Gorr, W. (2001). Examination of crime guns and homicide in Pittsburgh, Pennsylvania, 1987–1998. *ICPSR version. Pittsburgh, PA: Carnegie Mellon University [producer]. Ann Arbor, MI: Inter-university Consortium for Political and Social Research [distributor].*
URL <http://doi.org/10.3886/ICPSR02895.v1>
- Gill, J., and Hangartner, D. (2010). Circular data in political science and how to handle it. *Polit. Anal.*, **18**, 316–336.
- Jammalamadaka, S. R., and SenGupta, A. (2001). *Topics in Circular Statistics*. World Scientific, Singapore.
- Jupp, P. E., Regoli, G., and Azzalini, A. (2016). A general setting for symmetric distributions and their relationship to general distributions. *J. Multivariate Anal.*, **148**, 107–119.
- Jupp, P. E., and Spurr, B. (1983). Sobolev tests for symmetry of directional data. *Ann. Statist.*, **11**, 1225–1231.
- Kato, S., and Jones, M. C. (2010). A family of distributions on the circle with links to, and applications arising from, Möbius transformation. *J. Amer. Statist. Assoc.*, **105**, 249–262.
- Kato, S., and Jones, M. C. (2015). A tractable and interpretable four-parameter family of unimodal distributions on the circle. *Biometrika*, **102**, 181–190.
- Koudou, A. E., and Ley, C. (2014). Efficiency combined with simplicity: new testing procedures for generalized inverse Gaussian models. *Test*, **23**, 708–724.

- Kreiss, J. (1987). On adaptive estimation in stationary ARMA processes. *Ann. Statist.*, **15**, 112–133.
- Ley, C., and Verdebout, T. (2014). Simple optimal tests for circular reflective symmetry about a specified median direction. *Statist. Sinica*, **24**, 1319–1339.
- Mann, K. A., Gupta, S., Race, A., Miller, M. A., and Cleary, R. J. (2003). Application of circular statistics in the study of crack distribution around cemented femoral components. *J. Biomech.*, **36**, 1231–1234.
- Oliveira, M., Crujeiras, R. M., and Rodríguez-Casal, A. (2012). A plug-in rule for bandwidth selection in circular density estimation. *Comp. Statist. Data Anal.*, **56**, 3898–3908.
- Pérez, I. A., Sánchez, M. L., García, M. A., and Pardo, N. (2012). Analysis of CO₂ daily cycle in the low atmosphere at a rural site. *Sci. Total Environ.*, **431**, 286–292.
- Pewsey, A. (2002). Testing circular symmetry. *Can. J. Statist.*, **30**, 591–600.
- Pewsey, A. (2004). Testing for circular reflective symmetry about a known median axis. *J. Appl. Statist.*, **31**, 575–585.
- Schach, S. (1969). Nonparametric symmetry tests for circular distributions. *Biometrika*, **56**, 571–577.
- Taylor, C. (2008). Automatic bandwidth selection for circular density estimation. *Comp. Statist. Data Anal.*, **52**, 3493–3500.
- Umbach, D., and Jammalamadaka, S. R. (2009). Building asymmetry into circular distributions. *Statist. Probab. Lett.*, **79**, 659–663.