

Planar Graphs as L-intersection or L-contact graphs*

Daniel Gonçalves^a, Lucas Isenmann^a, and Claire Pennarun^b

^a*LIRMM, CNRS & Univ. de Montpellier, France,
{daniel.goncalves, lucas.isenmann}@lirmm.fr*

^b*LaBRI & Univ. Bordeaux, UMR 5800, France, claire.pennarun@labri.fr*

Abstract

The \perp -intersection graphs are the graphs that have a representation as intersection graphs of axis parallel \perp shapes in the plane. A subfamily of these graphs are $\{\perp, |, -\}$ -contact graphs which are the contact graphs of axis parallel \perp , $|$, and $-$ shapes in the plane. We prove here two results that were conjectured by Chaplick and Ueckerdt in 2013. We show that planar graphs are \perp -intersection graphs, and that triangle-free planar graphs are $\{\perp, |, -\}$ -contact graphs. These results are obtained by a new and simple decomposition technique for 4-connected triangulations. Our results also provide a much simpler proof of the known fact that planar graphs are segment intersection graphs.

1 Introduction

The representation of graphs by contact or intersection of predefined shapes in the plane is a broad subject of research since the work of Koebe on the representation of planar graphs by contacts of circles [29]. In particular, the class of planar graphs has been widely studied in this context.

More formally, assigning a shape X of the plane for each vertex of a graph G , we say that G is a X -intersection graph if there is a representation of G such that every vertex is assigned to a shape X , and two shapes X_1, X_2 intersect if and only if the vertices they are assigned to are adjacent in G . In the case where the shape X is homeomorphic to segments (resp. discs), a X -contact system is a collection of X shapes such that if an intersection occurs between two shapes, then it occurs at one of their endpoints (resp. on their border). We say that a graph G is a X -contact graph if it is the intersection graph of a X -contact

*This research is partially supported by the ANR GATO, under contract ANR-16-CE40-0009.

system. This definition can be easily generalized if the representation of each vertex is chosen among a family of shapes.

The case of shapes that are homeomorphic to a disc has been widely studied; see for example the literature for triangles [19, 24], homothetic triangles [26, 36], axis parallel rectangles [37], squares [27, 34], hexagons [23], or convex bodies [35]. We here focus on the representation of planar graphs as contact or intersection graphs, where the assigned shapes are segments or polylines in the plane. The simplest definition of representation of graphs by intersection of curves is the so-called *string*-representation: each vertex is represented by a curve, and two curves intersect if and only if the vertices they represent are adjacent in the graph. It is known that every planar graph has a string-representation [20]. However, this representation may contain pairs of curves that cross any number of times. One may thus take an additional parameter into account, namely the maximal number of crossings of any two of the curves: a *1-string* representation of a graph is a string representation where every two curves intersect at most once. The question of finding a 1-string representation of planar graphs has been solved by Chalopin et al. in the positive [11], and additional parameters are now studied, like order-preserving representations [7].

Segment intersection graphs are in turn a specialization of the class of 1-string graphs. It is known that bipartite planar graphs are $\{[, -\}$ -contact graphs [3, 18] (i.e. segment contact graphs with vertical or horizontal segments). De Castro et al. [16] showed that triangle-free planar graphs are segment contact graphs with only three different slopes. De Fraysseix and Ossona de Mendez [17] then proved that a larger class of planar graphs are segment intersection graphs. Finally, Chalopin and the first author extended this result to general planar graphs [10], which was conjectured by Scheinerman in his PhD thesis [33].

A graph is said to be a *VPG-graph* (Vertex-Path-Grid) if it has a contact or intersection representation in which each vertex is a path of vertical and horizontal segments (see [1, 15]). Asinowski et al. [2] showed that the class of VPG-graphs is equivalent to the class of graphs admitting a string-representation. They also defined the class B_k -VPG, which contains all VPG-graphs for which each vertex is represented by a path with at most k bends (see [21] for the determination of the value of k for some classes of graphs). It is known that B_k -VPG $\not\subseteq B_{k+1}$ -VPG, and that the recognition of graphs of B_k -VPG is an NP-complete problem [12]. These classes have interesting algorithmic properties (see for example [30] for approximation algorithms for independence and domination problems in B_1 -VPG graphs), but most of the literature studies their combinatorial properties.

Chaplick et al. [14] proved that planar graphs are B_2 -VPG graphs. This result was recently improved by Biedl and Derka [5], as they showed that planar graphs have a 1-string B_2 -VPG representation.

Various classes of graphs have been showed to have 1-string B_1 -VPG representations, such as planar partial 3-trees [4] and Halin graphs [22]. Interestingly,

it has been showed that the class of segment contact graphs is equivalent to the one of B_1 -VPG contact graphs [28]. This implies in particular that triangle-free planar graphs are B_1 -VPG contact graphs. This has been improved by Chaplick et al. [14] as they showed that triangle-free planar graphs are in fact $\{\perp, \lrcorner, |, -\}$ -contact graphs (that is without using the shapes \sqcup and \sqcap).

The restriction of B_1 -VPG to \perp -intersection or \perp -contact graphs has been much studied (see for example [21]) and it has been shown that they are in relation with other structures such as Schnyder realizers, canonical orders or edge labelings [13]. The same authors also proved that the recognition of \perp -contact graphs can be done in quadratic time, and that this class is equivalent to the one restricted to equilateral \perp shapes. Finally, the monotone (or linear) \perp -contact graphs have been recently studied further, for example in relation with MPT (Max-Point Tolerance) graphs [32, 9].

Our contributions The two main results of this paper are the following:

Theorem 1 *Every triangle-free planar graph is a $\{\perp, |, -\}$ -contact graph.*

Theorem 2 *Every planar graph is a \perp -intersection graph.*

Both results were conjectured in [14]. Theorem 1 is optimal in the sense that a $\{\perp, |, -\}$ -contact graph with n vertices has at most $2n - 3$ edges, while triangle-free planar graphs may have up to $2n - 4$ edges. However, up to our knowledge, the question of whether every triangle-free planar graph is a $\{\perp, |, -\}$ -contact graph is open ¹. Theorem 2 implies that planar graphs are in B_1 -VPG, improving the results of Biedl and Derka [5] stating that planar graphs are in B_2 -VPG. Since a \perp -intersection representation can be turned into a segment intersection representation [31], this also directly provides a rather simple proof of the fact that planar graphs are segment intersection graphs [10]. Note that a simple modification of our method can be used to prove that 4-connected planar graphs have a B_3 -EPG representation [8], where vertices are represented by paths on a rectangular grid with at most 3 bends, and adjacency is shown by sharing an edge of the grid.

The common ingredient of the two results is what we call *2-sided near-triangulations*. In Section 2, we present the 2-sided near-triangulations, allowing us to provide a new decomposition of planar 4-connected triangulations (see [6] and [38] for other decompositions of 4-connected triangulations). This decomposition is simpler than the one provided by Whitney [38] that is used in [10]. In Section 3, we define thick \perp -contact systems, (i.e., \perp -contact representations in which the shapes have some thickness ε) with specific properties. We then show that every 2-sided near-triangulation can be represented by such a system. This result is used in Section 4 to prove Theorem 1. Then in Section 5 we use 2-sided near-triangulations to prove Theorem 2.

¹In fact, it has been proven in the Masters thesis (in German) of Björn Kapelle in 2015 [25, Sec. 3.3], but never published.

2 2-sided near-triangulations

In this paper we consider plane graphs without loops nor multiple edges. In a plane graph there is an infinite face, called the *outer face*, and the other faces are called *inner faces*. A *near-triangulation* is a plane graph such that every inner face is a triangle. In a plane graph G , a *chord* is an edge not incident to the outer face but that links two vertices of the outer face. A *separating triangle* of G is a cycle of length three such that both regions delimited by this cycle (the inner and the outer region) contain some vertices. It is well known that a triangulation is 4-connected if and only if it contains no separating triangle. Given a vertex v on the outer face, the *inner-neighbors* of v are the neighbors of v that are not on the outer face. We define here 2-sided near-triangulations (see Figure 1) whose structure will be useful in the inductions of the proofs of Theorem 2, and Theorem 7.

Definition 3 A 2-sided near-triangulation is a 2-connected near-triangulation T without separating triangle and such that going clockwise on its outer face, the vertices are denoted $a_1, a_2, \dots, a_p, b_q, \dots, b_2, b_1$, with $p \geq 1$ and $q \geq 1$, and such that there is no chord $a_i a_j$ or $b_i b_j$ (that is an edge $a_i a_j$ or $b_i b_j$ such that $|i - j| > 1$).

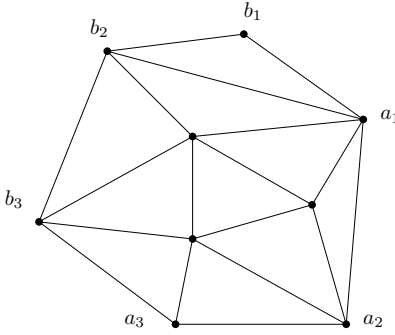


Figure 1: Example of a 2-sided near-triangulation

The structure of the 2-sided near-triangulations allows us to describe the following decomposition:

Lemma 4 Given a 2-sided near-triangulation T with at least 4 vertices, one can always perform one of the following operations:

(a_p -removal) This operation applies if $p > 1$, if a_p has no neighbor b_i with $i < q$, and if none of the inner-neighbors of a_p has a neighbor b_i with $i < q$. This operation consists in removing a_p from T , and in denoting b_{q+1}, \dots, b_{q+r} in anti-clockwise order the new vertices on the outer face, if any. This yields a 2-sided near-triangulation T' (see Figure 2a).

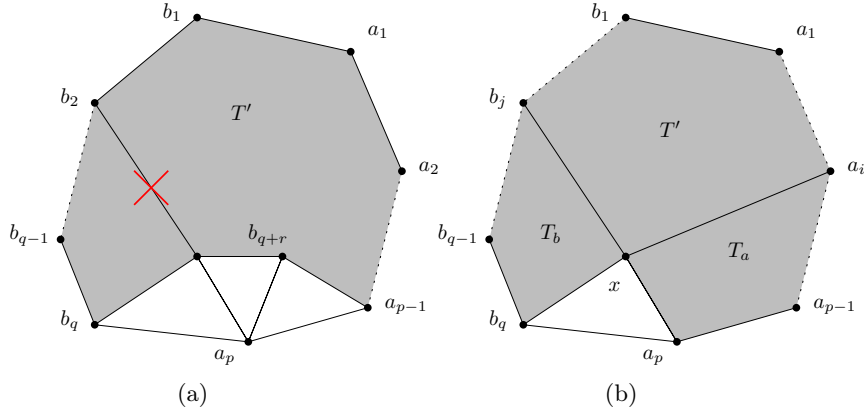


Figure 2: Illustrations of (a) the a_p -removal operation and (b) the cutting operation.

(b_q -removal) This operation applies if $q > 1$, if b_q has no neighbor a_i with $i < p$, and if none of the inner-neighbors of b_q has a neighbor a_i with $i < p$. This operation consists in removing b_q from T , and in denoting a_{p+1}, \dots, a_{p+r} in clockwise order the new vertices on the outer face, if any. This yields a 2-sided near-triangulation T' . This operation is strictly symmetric to the previous one.

(cutting) This operation applies if $p > 1$ and $q > 1$, and if the unique common neighbor of a_p and b_q , denoted x , has a neighbor a_i with $i < p$, and a neighbor b_j with $j < q$. If x has several such neighbors, i and j correspond to the smaller possible values. This operation consists in cutting T into three 2-sided near-triangulations T' , T_a and T_b (see Figure 2b):

- T' is the 2-sided near-triangulation contained in the cycle formed by vertices $(a_1, \dots, a_i, x, b_j, \dots, b_1)$, and the vertex x is renamed a_{i+1} .
- T_a (resp. T_b) is the 2-sided near-triangulation contained in the cycle (a_i, \dots, a_p, x) (resp. (x, b_q, \dots, b_j)), where the vertex x is denoted b_1 (resp. a_1).

Proof. Suppose that a_p has no neighbor b_i with $i < q$ and none of the inner-neighbors of a_p has a neighbor b_i with $i < q$. We denote b_{q+1}, \dots, b_{q+r} the inner-neighbors of a_p in anti-clockwise order such that b_j is connected to b_{j+1} for every $q \leq j \leq r$. Let T' be the graph obtained by removing a_p and its adjacent edges from T . It is clear that T' is a near-triangulation, and that it has no separating triangle (otherwise T would have one too). Furthermore, as there is no chord incident to a_p , and as T' has at least three vertices its outer face is bounded by a cycle, and T' is thus 2-connected. As T is a 2-sided near-triangulation, T' has no chord $a_i a_j$, with $i, j < p$, or $b_i b_j$ with $i, j \leq q$. By hypothesis, the inner-neighbors of a_p have no neighbors b_k with $k < q$, thus

there is no chord $b_i b_j$ with $i \leq q$ and $q < j$. There is no chord $b_i b_j$ in T' with $q \leq i < j$. Otherwise the vertices a_p , b_i , and b_j would form a triangle with at least one vertex inside, b_{i+1} , and at least one vertex outside, a_{p-1} : it would be a separating triangle, a contradiction. Therefore T' is a 2-sided near-triangulation.

The proof for the b_q -removal operation is analogous to the previous case.

Suppose that we are not in the first case nor in the second one. Let us first show that $p > 1$ and $q > 1$. Towards a contradiction, consider that $p = 1$. Then as T is 2-connected, it has at least three vertices on the outer face and $q \geq 2$. In such a case one can always perform the b_q -removal operation, a contradiction.

Let us now show that a_p is not adjacent to a vertex b_i with $i < q$. Towards a contradiction, consider that a_p is adjacent to a vertex b_i with $i < q$. Then by planarity, b_q (with $q > 1$) has no neighbor a_i with $i < p$, and has no inner-neighbor adjacent to a vertex a_i with $i < p$. In such a case one can always perform the b_q -removal operation, a contradiction. Symmetrically, we deduce that b_q is not adjacent to a vertex a_i with $i < p$.

Vertices a_p and b_q have one common neighbor x such that $xa_p b_q$ is an inner face. Note that as there is no chord incident to a_p or b_q , then x is not on the outer face. They have no other common neighbor y , otherwise there would be a separating triangle $ya_p b_q$ (separating x from both vertices a_1 and b_1).

As we are not in the first case nor in the second case, we have that a_p (resp. b_q) has (at least) one inner-neighbor adjacent to a vertex b_i with $i < q$ (resp. a_i with $i < p$). By planarity, x is the only inner-neighbor of a_p (resp. b_q) adjacent to a vertex b_i with $i < q$ (resp. a_i with $i < p$). We can thus apply the cutting operation.

We now show that T' , T_a and T_b are 2-sided near-triangulations. Consider first T' . It is clear that it is a near-triangulation without separating triangles. It remains to show that there are no chords $a_i a_j$ or $b_i b_j$. By definition of T' , the only chord possible would have $x = a_{i+1}$ as an endpoint, but the existence of an edge xa_k with $k < i$ would contradict the minimality of i . Thus T' is a 2-sided near-triangulation.

By definition, T_a is also a near-triangulation containing no separating triangles. Moreover, there is no chord $a_k a_l$ with $i \leq k \leq l - 2$ as there are no such chords in T . Therefore T_a is a 2-sided near-triangulation. We show in the same way that T_b is a 2-sided near-triangulation. \square

3 Thick $\{\perp\}$ -contact system

A *thick* \perp is a \perp shape where the two segments are turned into ε -thick rectangles (see Figure 3a). Going clockwise around a thick \perp from the bottom-right corner, we call its sides *bottom*, *left*, *top*, *vertical interior*, *horizontal interior*, and *right*.

A thick \perp is described by four coordinates a, b, c, d such that $a + \varepsilon < b$ and $c + \varepsilon < d$. It is thus the union of two boxes: $([a, a + \varepsilon] \times [c, d]) \cup ([a, b] \times [c, c + \varepsilon])$. If not specified, the *corner* of a thick \perp denotes its bottom-left corner (with

coordinate (a, c)). In the rest of the paper, all the thick \sqsubset shapes have the same thickness ε .

Definition 5 Given a thick \sqsubset -contact system, a thick \sqsubset is said left if its horizontal interior is free (i.e., does not touch another \sqsubset) and its left side is not contained in the side of another thick \sqsubset (see Figure 3b). Similarly, a thick \sqsubset is said bottom if its vertical interior is free and its bottom side is not contained in the side of another thick \sqsubset (see Figure 3c).

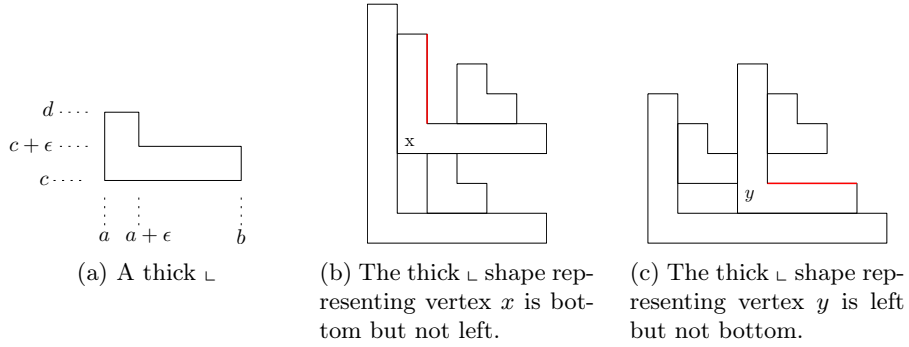


Figure 3: Left and bottom thick \sqsubset shapes.

Definition 6 A convenient thick \sqsubset -contact system (CTLCS) is a contact system with thick \sqsubset shapes (which implies that the thick \sqsubset shapes interiors are disjoint) with a few properties:

- Two thick \sqsubset shapes intersect either on exactly one segment or on a point (Figure 4 lists the allowed ways two \sqsubset shapes can intersect). If the intersection is a segment, then it must be exactly one side of a thick \sqsubset . If the intersection is a point, then it is the bottom right corner of one thick \sqsubset and the top left corner of the other one.
- Every thick \sqsubset is bottom or left.

Remark that the removal of any thick \sqsubset still leads to a CTLCS. This definition implies that in a CTLCS there is no three \sqsubset shapes intersecting as in Figure 5.

We now make a link between CTLCS and 2-sided near-triangulations (See Figure 6 for an illustration).

Theorem 7 Every 2-sided near-triangulation can be represented by a CTLCS with the following properties:

- every thick \sqsubset is included in the quadrant $\{(x, y) : x \geq 0, y \geq 0\}$,
- a_1 has the rightmost corner and b_1 has the up-most corner,

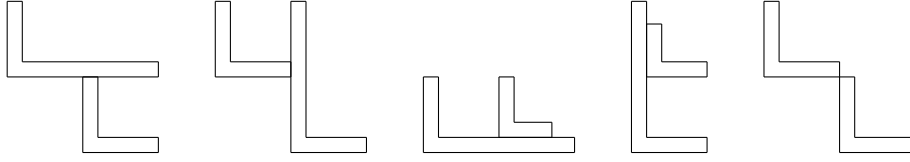


Figure 4: Allowed intersections in a CTLCS. From left to right: the intersection is the top, right, bottom, left side of a thick \perp , and the intersection is a point at the bottom right corner of a thick \perp and at the top left corner of a thick \perp .

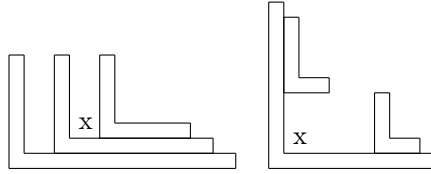


Figure 5: Two examples of forbidden configurations in a CTLCS. Here x is not bottom nor left.

- every vertex a_i is represented by a bottom thick \perp whose corner has coordinates $(x, 0)$, with $x > 0$, and
- every vertex b_i is represented by a left thick \perp whose corner has coordinates $(0, y)$, with $y > 0$.

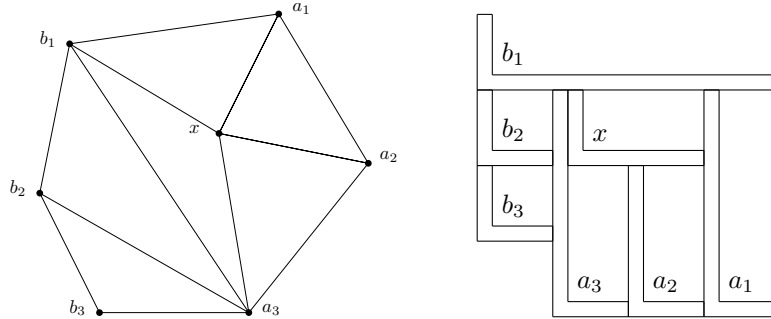


Figure 6: A 2-sided near-triangulation and (one of) its CTLCS.

Proof. We proceed by induction on the number of vertices. The theorem clearly holds for the 2-sided near-triangulation with three vertices. Let T be a 2-sided near-triangulation; it can thus be decomposed using one of the three

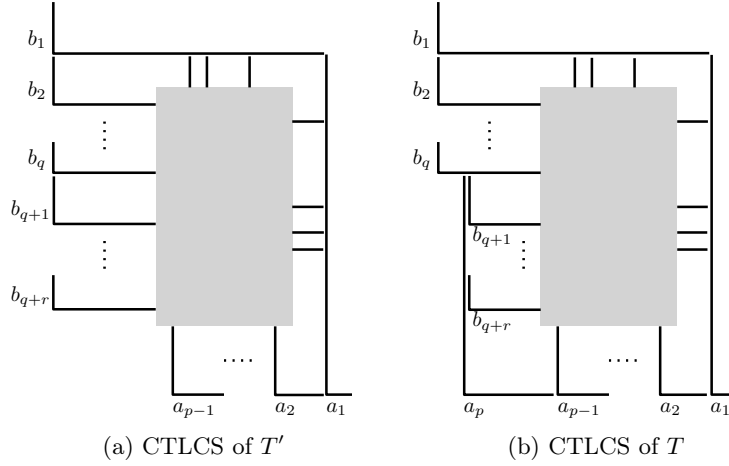


Figure 7: The $(a_p\text{-removal})$ operation for a CTLCS. Here, the grey region contains the corners of the inner vertices.

operations described in Lemma 4. We go through the three operations successively.

$(a_p\text{-removal})$ Let T' be the 2-sided near-triangulation resulting from an a_p -removal operation on T . By the induction hypothesis, T' has a CTLCS with the required properties (see Figure 7a). We can now modify this CTLCS slightly in order to obtain a CTLCS of T (thus adding a thick \perp corresponding to vertex a_p). Move the corners of the thick \perp corresponding to vertices b_{q+1}, \dots, b_{q+r} slightly to the right. Since these are left thick \perp shapes, one can do this without modifying the rest of the system. Then one can add the thick \perp of a_p such that it touches the thick \perp of vertices b_q and a_{p-1} (as depicted in Figure 7b). One can easily check that the obtained system is a CTLCS of T and satisfies all the requirements.

$(b_q\text{-removal})$ This case is strictly symmetric to the previous one.

(cutting) Let T' , T_a and T_b be the three 2-sided near-triangulations resulting from the cutting operation described in Lemma 4. By induction hypothesis, each of them has a CTLCS satisfying the requirements of Theorem 7. Consider the CTLCS of T' (see Figure 8). Move the corner of $x = a_{i+1}$ slightly upward. Since $x = a_{i+1}$ is a bottom vertex, one can do this without modifying the rest of the system. Then one can add the CTLCS of T_a below vertex x and the one of T_b on its left (see Figure 8, bottom). One can easily check that the obtained system satisfies all the requirements. \square

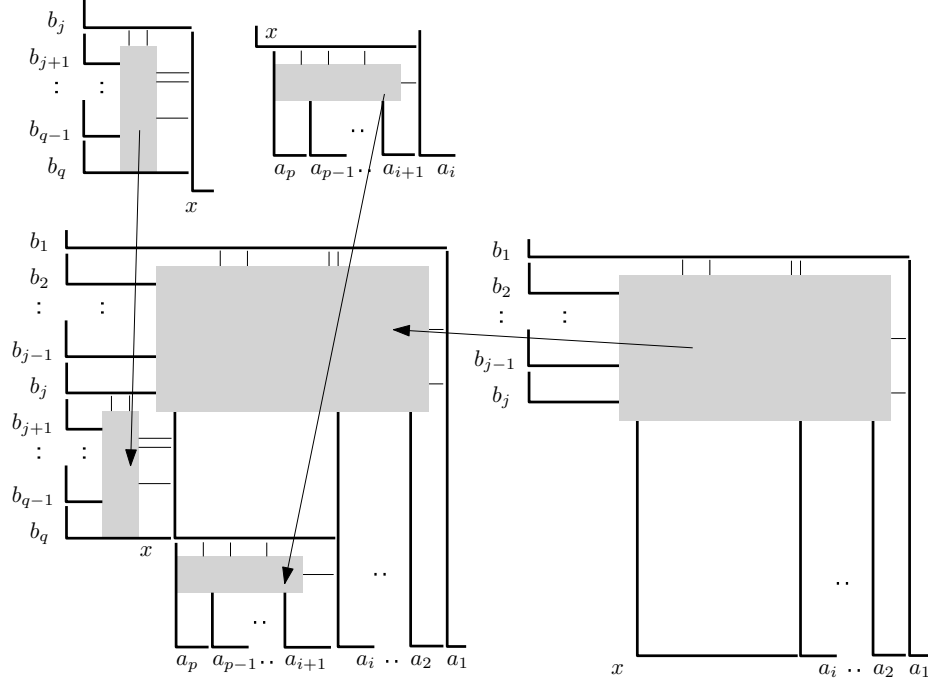


Figure 8: The (cutting) operation for a CTLCS.

4 $\{\perp, |, -\}$ -contact systems for triangle-free planar graphs

We can now use the CTLCS systems to prove Theorem 1. Recall that a $\{\perp, |, -\}$ -*contact system* is a contact system with some \perp , some vertical segments $|$, and some horizontal segments $-$, such that if an intersection occurs between two of these objects, then the intersection is an endpoint of one of the two objects. We need the following lemma as a tool (it is proved in appendix).

Lemma 8 *For any plane triangle-free graph G , there exists a 4-connected triangulation T containing G as an induced subgraph.*

We can now prove Theorem 1, which asserts that every triangle-free planar graph has a $\{\perp, |, -\}$ -contact system.

Proof. Consider a triangle-free planar graph G . According to Lemma 8, there exists a 4-connected triangulation T containing G as an induced subgraph. As the exterior face of T is a triangle, T is a 2-sided near-triangulation (denoting a_1, b_2, b_1 the three exterior vertices in clockwise order). By Theorem 7, T has a CTLCS and removing every thick \perp corresponding to a vertex of $T \setminus G$ leads to a CTLCS of G .

If a thick \sqsubset x has its bottom side included in the horizontal interior side of another thick \sqsubset y , then x is bottom, and so does not intersect anyone on its horizontal interior side. Furthermore, x does not intersect anyone on its right side nor on its bottom right corner. Indeed, if there was such an intersection with a thick \sqsubset z , then y and z would also intersect, contradicting the fact that G is triangle-free (see Figure 9). One can thus replace the thick \sqsubset of x by a thick \sqsupset .

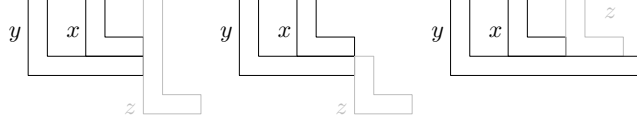


Figure 9: If a thick \sqsubset x has its bottom side included in the horizontal interior of a thick \sqsubset y , then x has no intersection with a thick \sqsubset z on its right side and on its bottom right corner.

Similarly, if a thick \sqsubset x has its left side included in the vertical interior side of a thick \sqsubset y , we can replace the thick \sqsubset of x by a thick \sqsupset .

Note that now the intersections are on small segments, or on a point, between the bottom right corner of a thick \sqsubset or \sqsupset , and the top left corner of a thick \sqsubset or \sqsupset . Then, we replace each thick \sqsubset , \sqsupset , and \sqsupset by thin ones as depicted in Figure 10. It is clear that we obtain a $\{\sqsubset, \sqsupset, \sqsupset\}$ -contact system whose contact graph is G . This concludes the proof. An example of the process is shown in Figure 11. \square

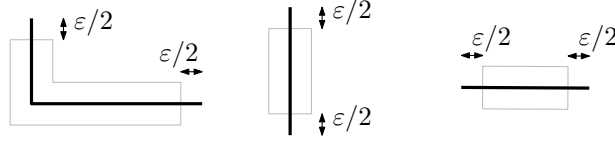


Figure 10: Replacing thick \sqsubset , \sqsupset , and \sqsupset by thin ones.

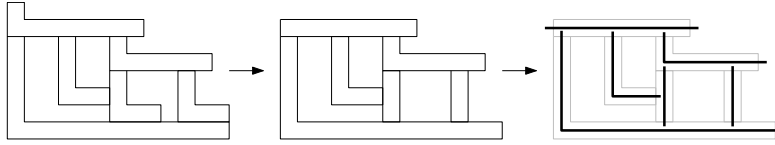


Figure 11: Given a CTLCS of a triangle-free graph G , we first replace some thick \sqsubset by thick \sqsupset and thick \sqsupset , and then replace every thick shape by a thin one according to Figure 10.

5 The \perp -intersection systems

An \perp -intersection system (LIS) is an intersection system of \perp shapes where every two \perp shapes intersect on at most one point. Using Theorem 7, one could prove that that every 4-connected triangulation has a LIS. To allow us to work on every triangulation (not only the 4-connected ones) we need to enrich our LISs with the following notion that was introduced in [21] under the name of *private region*.

An *anchor* can be seen as a union of three segments, or as the union of two \perp . It has two *corners*, which correspond to the \perp shapes corners. There are two types of anchors. A *horizontal anchor* is a set $[x_1, x_3] \times y_1 \cup x_1 \times [y_1, y_2] \cup x_2 \times [y_1, y_2]$ where $x_1 < x_2 < x_3$ and $y_1 < y_2$ (see Figure 12a). The *middle corner* of such a horizontal anchor is defined as the point (x_2, y_1) . A *vertical anchor* is a set $x_1 \times [y_1, y_3] \cup [x_1, x_2] \times y_1 \cup [x_1, x_2] \times y_2$ where $x_1 < x_2$ and $y_1 < y_2 < y_3$ (see Figure 12b). The middle corner of such a vertical anchor is defined as the point (x_1, y_2) . Consider a near-triangulation T , and any inner face abc of T . Given a LIS of T , an anchor of abc is an anchor crossing the \perp shapes of a , b and c and no other \perp , and such that the middle corner is in the square described by a , b and c as depicted in Figure 12.

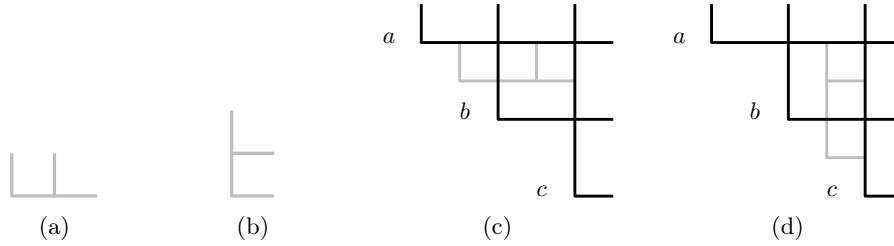


Figure 12: The two types of anchors (horizontal and vertical), and the two possible anchors for the \perp 's of a triangle abc .

Definition 9 A full \perp -intersection system (FLIS) of a near-triangulation T is a LIS of T with an anchor for every (triangular) inner face of T , such that the anchors are pairwise non-intersecting.

Let us now prove that every 2-sided near-triangulation admits a FLIS.

Proposition 10 Every 2-sided near-triangulation has a FLIS such that among the corners of the \perp shapes and the anchors:

- from left to right, the first corners are those of vertices b_1, b_2, \dots, b_q and the last one is the corner of vertex a_1 , and
- from bottom to top, the first corners are those of vertices a_1, a_2, \dots, a_p and the last one is the corner of vertex b_1 .

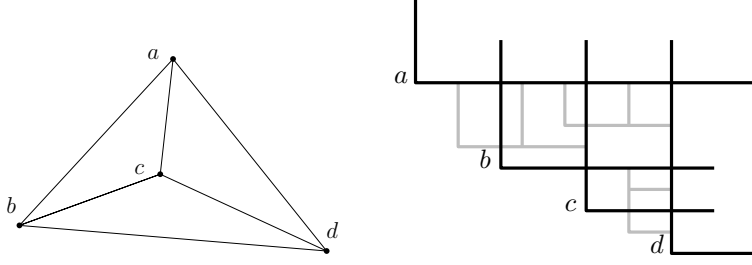


Figure 13: Example of a triangulation and a corresponding FLIS

As the \perp of a_i and a_{i+1} (resp. b_i and b_{i+1}) intersect, the FLIS is rather constrained. This is illustrated in Figure 14, where the grey region contains the corners of the inner vertices, and the corners of the anchors.

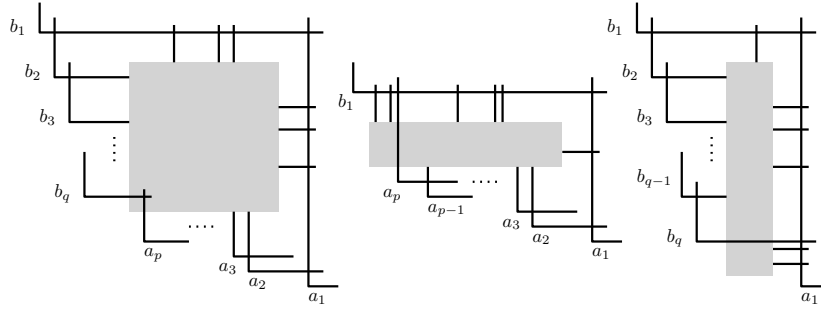


Figure 14: Illustration of Proposition 10 when $p > 1$ and $q > 1$, when $p = 1$ and $q > 1$, and when $p > 1$ and $q = 1$.

Proof. We proceed by induction on the number of vertices.

The result clearly holds for the 2-sided near-triangulation with three vertices, whatever $p = 1$ and $q = 2$, or $p = 2$ and $q = 1$. Let T be a 2-sided near-triangulation with at least four vertices. By Lemma 4 we consider one of the following operations on T :

(a_p -removal) Consider the FLIS of T' obtained by induction and see in Figure 15 how one can add a \perp for a_p and an anchor for each inner face $a_p b_j b_{j+1}$ with $q \leq j < q+r$ and for the inner face $a_p a_{p-1} b_{q+r}$. One can easily check that the obtained system verifies all the requirements of Proposition 10.

(b_q -removal) This case is symmetric to the previous one.

(cutting) Consider the FLISs of T' , T_a and T_b . Figure 16 depicts how to combine them, and how to add an anchor for $x a_p b_q$, in order to get the FLIS of T . One can easily check that the obtained system verifies all the requirements of Proposition 10. \square

We now prove Theorem 2 which asserts that every planar graph is a \perp -intersection graph. It is well known that every planar graph is an induced sub-

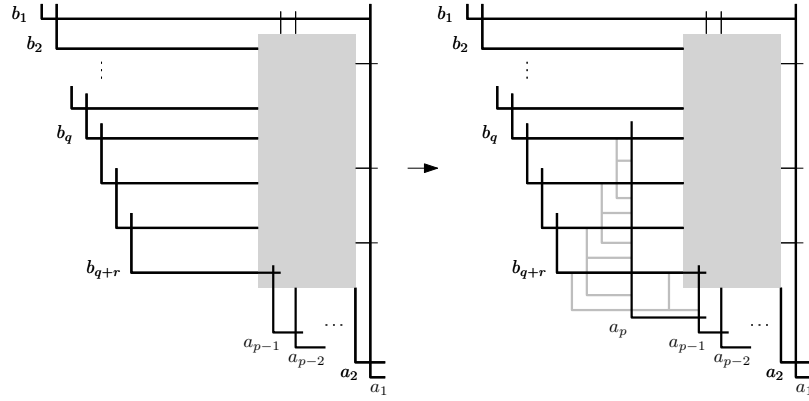


Figure 15: The $(a_p\text{-removal})$ operation.

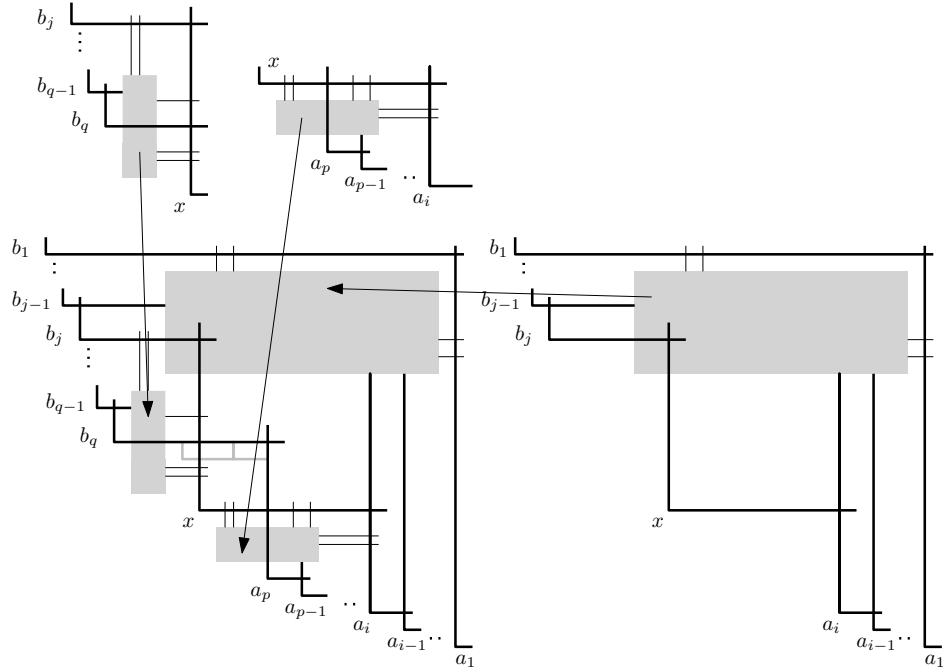


Figure 16: The (cutting) operation.

graph of some triangulation (see [11] for a proof similar to the one of Lemma 8). Thus, given a planar graph G , one can build a triangulation T whose G is an induced subgraph. If one can create a FLIS of T , then it remains to remove the \perp shapes assigned to vertices of $T \setminus G$ along with the anchors in order to get a \perp -representation of G . In order to prove Theorem 2, we thus only need to show that every triangulation admits a FLIS.

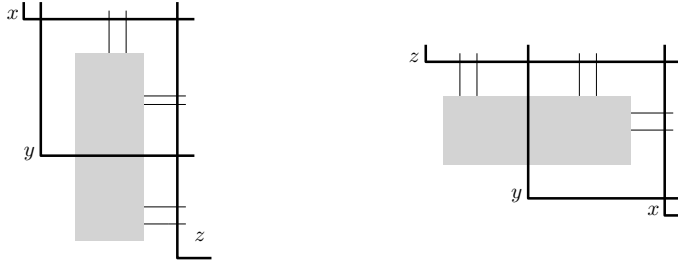


Figure 17: Illustration of Proposition 11, and the FLIS obtained after reflection with respect to a line of slope 1.

Proposition 11 *Every triangulation T with outer-vertices x, y, z has a FLIS such that among the corners of the \sqsubset shapes and the anchors:*

- *the corner of x is the upmost and leftmost,*
- *the corner of y is the second leftmost, and*
- *the corner of z is the bottom-most and rightmost.*

Note that in this proposition there is no constraint on x, y, z , so by renaming the outer vertices, other FLISs can be obtained. Another way to obtain more FLISs is by applying a reflection with respect to a line of slope 1. In such FLIS (see Figure 17) among the corners of the \sqsubset shapes and the anchors:

- the corner of x is the bottom-most and rightmost,
- the corner of y is the second bottom-most, and
- the corner of z is the upmost and leftmost.

Proof. We proceed by induction on the number of vertices in T . Let T be a triangulation with outer vertices x, y, z .

If T is 4-connected, then it is also a 2-sided near-triangulation. By Proposition 10 and by renaming the outer-vertices x to b_1 , y to b_2 and z to a_1 , T has a FLIS with the required properties.

If T is not 4-connected, then it has a separating triangle formed by vertices a, b and c . We note T_{in} and T_{out} the triangulations obtained from T by removing the vertices outside and inside abc respectively.

By the induction hypothesis, T_{out} has a FLIS verifying Proposition 11 (considering the outer vertices to be x, y, z in the same order). Without loss of generality we can suppose that the \sqsubset shapes of a, b and c appear in the following order: the upmost and leftmost is b , the second leftmost is c and the bottom-most is a . There are two cases according to the type of the anchor of the inner face abc .

If the anchor of abc in the FLIS of T_{out} is vertical (see Figure 18a), then applying the induction hypothesis on T_{in} with b, c, a as outer vertices considered

in that order, T_{in} has a FLIS as depicted on the Figure 18b. Figure 18c depicts how to include the FLIS of $T_{in} \setminus \{a, b, c\}$ in the close neighborhood of the anchor of abc . As abc is not a face of T , the close neighborhood of its anchor is indeed available for this operation.

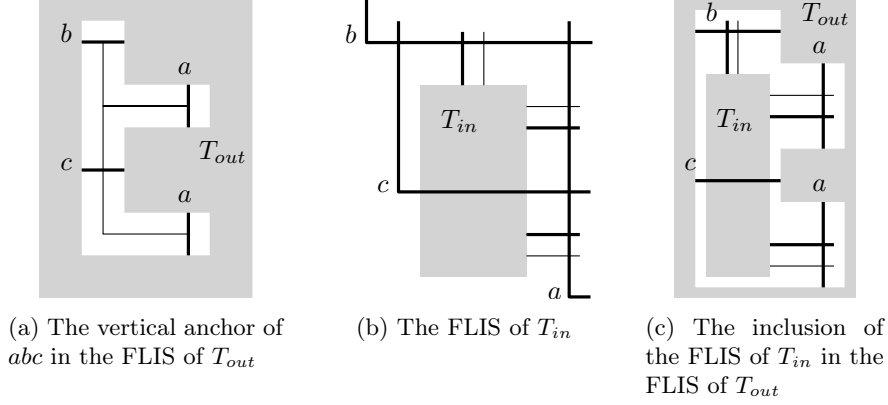


Figure 18: FLIS inclusion in the case of a vertical anchor

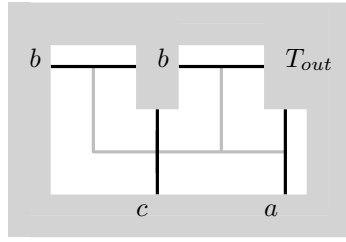
Now suppose that the anchor of abc in the FLIS of T_{out} is horizontal (see Figure 19a). By application of the induction hypothesis on T_{in} with a, c, b as outer vertices considered in that order, then T_{in} has a FLIS as depicted on the Figure 19b. By a reflection of slope 1, T_{in} has a FLIS such that b is the up-most and left-most, c is the second left-most and a is bottom-most (see Figure 19c). Similarly to the previous case, we include this last FLIS of $T_{in} \setminus \{a, b, c\}$ in the one from T_{out} (see Figure 19d). As T_{in} and T_{out} cover T , and intersect only on the triangle abc , and as every inner face of T is an inner face in T_{in} or in T_{out} , these constructions clearly verify Proposition 11. This concludes the proof of the proposition. \square

A From triangle-free planar graphs to 4-connected triangulations

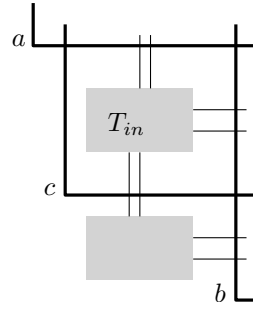
We here prove Lemma 8.

Proof. The main idea of the construction of T is to insert vertices and edges in every face of G (even for the exterior face).

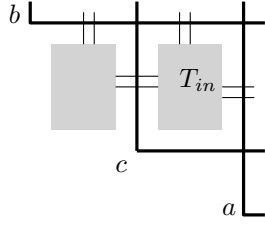
For the sake of clarity, vertices of G are said *black* and vertices of $T \setminus G$ are said *red*. The new graph T contains G as an induced subgraph, along with other vertices and edges. More precisely, for every face of G , let $P = \{v_0, e_0, v_1, e_1, \dots\}$ be the list of vertices and edges along the face boundary (see Figure 20), where e_i is the edge between vertices v_i and v_{i+1} ; there can be repetitions of vertices or edges. For each face of G , given the list P , the graph T contains a vertex v'_i for each vertex v_i , a vertex e'_i for each edge e_i , and an additional vertex t . Each



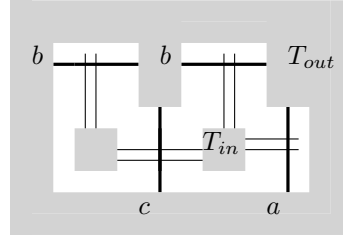
(a) The horizontal anchor of abc in the FLIS of T_{out}



(b) The FLIS of T_{in}



(c) The reflected FLIS of T_{in}



(d) The inclusion of the FLIS of T_{in} in the FLIS of T_{out}

Figure 19: FLIS inclusion in the case of a horizontal anchor

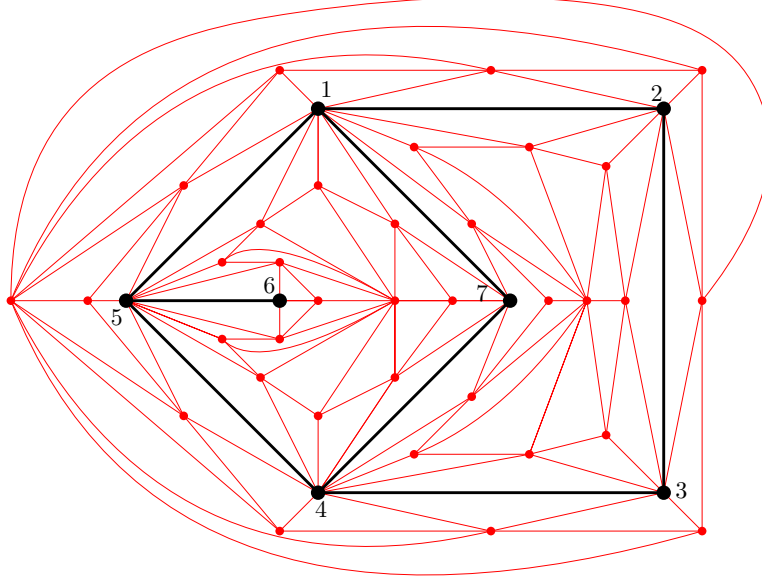


Figure 20: A planar triangle-free graph G (in black) and a 4-connected near-triangulation containing it as an induced subgraph (adding red vertices and edges). The boundary lists of the two inner faces of G are respectively $\{1, (1, 2), 2, (2, 3), 3, (3, 4), 4, (4, 7), 7, (7, 1)\}$, $\{1, (1, 7), 7, (7, 4), 4, (4, 5), 5, (5, 6), 6, (6, 5), 5, (5, 1)\}$. The outer face is $\{1, (1, 2), 2, (2, 3), 3, (3, 4), 4, (4, 5), 5, (5, 1)\}$.

vertex v'_i is connected to e'_i and e'_{i+1} (with subscripts addition done modulo the size of the face), each vertex v_i is connected to v'_i , e'_{i-1} and e'_i , and the vertex t is connected to all vertices v'_i and e'_i (see Figures 20 and 21 for examples).

The new graph T is a triangulation, and we now show that it is 4-connected, i.e., has no separating triangle. Suppose that there is a separating triangle in the new graph. There are four cases depending on the colors of the edges of this triangle:

- The separating triangle contains three black edges. It is impossible since G is triangle-free.
- The separating triangle contains exactly one red edge. One of its endpoints must be a red vertex. But a red vertex is adjacent to only red edges, a contradiction.
- The separating triangle contains exactly two red edges. Then their common endpoint is a red vertex, and the triangle is made of two vertices v_i and v_{i+1} , together with the vertex e'_i . All these triangles are faces, a contradiction.

- The separating triangle contains three red edges. Since for each face, the red vertices (vertices v'_i , e'_i and t) induce a wheel graph centered on t , with at least 8 peripheral vertices (vertices v'_i and e'_i), this separating triangle has at least one black vertex. As two adjacent black vertices are linked by a black edge, this separating triangle has exactly one black vertex. As the two red vertices are two adjacent v'_i or e'_j vertices, we have that those are v'_i and e'_j , for some i and for $j = i$ or for $j = i + 1$. Such a triangle is not separating, a contradiction.

This concludes the proof of the lemma. \square

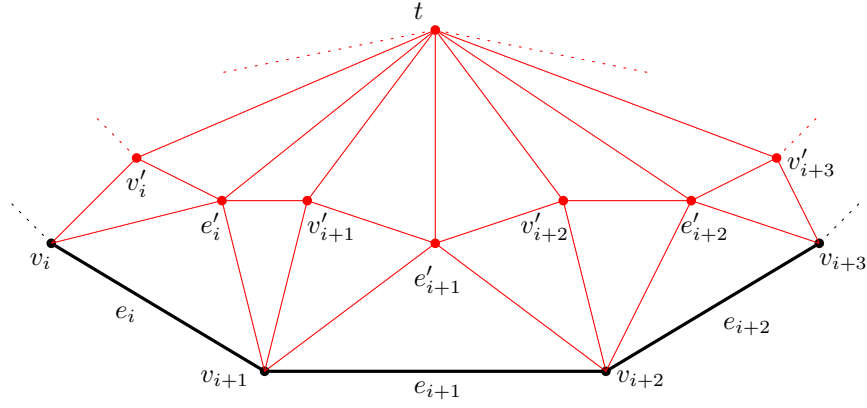


Figure 21: Zoom on the new connections.

References

- [1] N. Aerts and S. Felsner. Vertex Contact Representations of Paths on a Grid. *Journal of Graph Algorithms and Applications*, 19(3):817 – 849, 2015.
- [2] A. Asinowski, E. Cohen, M.C. Golumbic, V. Limouzy, M. Lipshteyn, and M. Stern. Vertex intersection graphs of paths on a grid. *J. Graph Algorithms Appl.*, 16(2):129–150, 2012.
- [3] I. Ben-Arroyo Hartman, I. Newman, and R. Ziv. On grid intersection graphs. *Discret. Math.*, 87:41–52, 1991.
- [4] T. Biedl and M. Derka. 1-String B1-VPG Representations of Planar Partial 3-Trees and Some Subclasses. *ArXiv e-prints*, 2015.
- [5] T. Biedl and M. Derka. 1-string B_2 -VPG representation of planar graphs. *Journal of Computational Geometry*, 7(2), 2016.

- [6] T. Biedl and M. Derka. The (3,1)-ordering for 4-connected planar triangulations. *Journal of Graph Algorithms and Applications*, 20(2):347–362, 2016.
- [7] T. Biedl and M. Derka. Order-preserving 1-string representations of planar graphs. In *Proceedings of SOFSEM 2017*, pages 283–294, 2017.
- [8] T. Biedl and C. Pennarun. 4-connected graphs are in B_3 -EPG. Work in preparation.
- [9] D. Catanzaro, S. Chaplick, S. Felsner, B.V. Halldórsson, M.M. Halldórsson, T. Hixon, and J. Stacho. Max point-tolerance graphs. *Discrete Applied Mathematics*, 216:84–97, 2017.
- [10] J. Chalopin and D. Gonçalves. Every planar graph is the intersection graph of segments in the plane. In *Proceedings of the forty-first annual ACM symposium on Theory of computing*, pages 631–638, 2009.
- [11] J. Chalopin, D. Gonçalves, and P. Ochem. Planar graphs have 1-string representations. *Discrete & Computational Geometry*, 43(3):626–647, 2010.
- [12] S. Chaplick, V. Jelínek, J. Kratochvíl, and T. Vyskočil. Bend-bounded path intersection graphs: Sausages, noodles, and waffles on a grill. In *Graph-Theoretic Concepts in Computer Science*, pages 274–285. Springer, 2012.
- [13] S. Chaplick, S.G. Kobourov, and T. Ueckerdt. Equilateral L-contact graphs. In *International Workshop on Graph-Theoretic Concepts in Computer Science*, pages 139–151. Springer Berlin Heidelberg, 2013.
- [14] S. Chaplick and T. Ueckerdt. Planar Graphs as VPG-Graphs. *J. Graph Algorithms Appl.*, 17(4):475–494, 2013.
- [15] E. Cohen, M.C. Golumbic, W.T. Trotter, and R. Wang. Posets and VPG Graphs. *Order*, 33(1):39–49, 2016.
- [16] N. de Castro, F. Cobos, J.C. Dana, A. Márquez, and M. Noy. Triangle-free planar graphs as segment intersection graphs. *J. Graph Algorithms Appl.*, 6(1):7–26, 2002.
- [17] H. de Fraysseix and P. Ossona de Mendez. Representations by contact and intersection of segments. *Algorithmica*, 47(4):453–463, 2007.
- [18] H. de Fraysseix, P. Ossona de Mendez, and J. Pach. Representation of planar graphs by segments. *Intuit. Geom. (Szeged, 1991), Colloq. Math. Soc. János Bolyai*, 63:109–117, 1994.
- [19] H. de Fraysseix, P. Ossona de Mendez, and P. Rosenstiehl. On Triangle Contact Graphs. *Combinatorics, Probability and Computing*, 3:233–246, 1994.

- [20] G. Ehrlich, S. Even, and R.E. Tarjan. Intersection graphs of curves in the plane. *Journal of Combinatorial Theory, Series B*, 21(1):8–20, 1976.
- [21] S. Felsner, K. Knauer, G.B. Mertzios, and T. Ueckerdt. Intersection graphs of L-shapes and segments in the plane. *Discrete Applied Mathematics*, 206:48–55, 2016.
- [22] M.C. Francis and A. Lahiri. VPG and EPG bend-numbers of Halin graphs. *Discrete Applied Mathematics*, 215:95–105, 2016.
- [23] E.R. Gansner, Y. Hu, M. Kaufmann, and S.G. Kobourov. Optimal Polygonal Representation of Planar Graphs. *Algorithmica*, 63(3):672–691, 2012.
- [24] D. Gonçalves, B. Lévêque, and A. Pinlou. Triangle contact representations and duality. *Discrete and Computational Geometry*, 48:239–254, 2012.
- [25] B. Kapelle. Kontakt- und Schnittdarstellungen planarer Graphen, 2015.
- [26] M. Kaufmann, J. Kratochvíl, K.A. Lehmann, and A.R. Subramanian. Max-tolerance graphs as intersection graphs: Cliques, cycles and recognition. *In Proc. SODA '06*, pages 832–841, 2006.
- [27] R.W. Kenyon and S. Sheffield. Dimers, tilings and trees. *J. Comb. Theor. Ser. B*, 92:295–317, 2004.
- [28] S. Kobourov, T. Ueckerdt, and K. Verbeek. Combinatorial and geometric properties of planar Laman graphs. In *Proceedings of the twenty-fourth annual ACM-SIAM symposium on Discrete algorithms (SODA 2013)*, pages 1668–1678. Society for Industrial and Applied Mathematics, 2013.
- [29] P. Koebe. Kontaktprobleme der konformen Abbildung. *Ber. Sächs. Akad. Wiss. Leipzig, Math. Phys. Kl.*, 88:141–164, 1936.
- [30] S. Mehrabi. Approximation Algorithms for Independence and Domination on B_1 -VPG and B_1 -EPG Graphs. *ArXiv e-prints*, 2017.
- [31] M. Middendorf and F. Pfeiffer. The max clique problem in classes of string-graphs. *Discrete mathematics*, 108(1-3):365–372, 1992.
- [32] A. Reyan Ahmed, F. De Luca, S. Devkota, A. Efrat, M. I. Hossain, S. Kobourov, J. Li, S. Abida Salma, and E. Welch. L-Graphs and Monotone L-Graphs. *ArXiv e-prints*, 2017.
- [33] E.R. Scheinerman. Intersection Classes and Multiple Intersection Parameters of Graphs, PhD thesis, Princeton University, 1984.
- [34] O. Schramm. Square tilings with prescribed combinatorics. *Isr. J. Math.*, 84:97–118, 1993.
- [35] O. Schramm. Combinatorically Prescribed Packings and Applications to Conformal and Quasiconformal Maps. *ArXiv e-prints*, 0709.0710, 2007.

- [36] H. Schrezenmaier. Homothetic triangle contact representations. *Proceedings of WG '17*, 2017.
- [37] C. Thomassen. Plane representations of graphs. *Progress in graph theory (Bondy and Murty, eds.)*, pages 336–342, 1984.
- [38] H. Whitney. A theorem on graphs. *Ann. Math.*, 32(2):378–390, 1931.