

Impact of Correlation between Interferers on Coverage Probability and rate in Cellular Systems

Suman Kumar Sheetal Kalyani

Dept. of Electrical Engineering

IIT Madras, Chennai 600036, India

{ee10d040, skalyani}@ee.iitm.ac.in

Abstract

When the user channel experiences Nakagami- m fading, the coverage probability expressions are theoretically compared for the following cases: (i). The N interferers are independent η - μ random variables (RVs). (ii). The N interferers are correlated η - μ RVs. It is analytically shown that the coverage probability in the presence of correlated interferers is greater than or equal to the coverage probability in the presence of independent interferers when the shape parameter of the channel between the user and its base station (BS) is not greater than one. Further, rate is compared for the following cases: (i). The user channel experiences η - μ RV and the N interferers are independent η - μ RVs. (ii). The N interferers are correlated η - μ RVs. It is analytically shown that the rate in the presence of correlated interferers is greater than or equal to the rate in the presence of independent interferers. Simulation results are provided and these match with the obtained theoretical results. The utility of our results are also discussed.

Index Terms

Majorization theory, Stochastic ordering, Gamma random variables, Correlation, Coverage probability, rate.

I. INTRODUCTION

Typically, in practical scenarios correlation exists among the interferers, as evidenced by experimental results reported in [1]–[6]. For example, in cellular networks when two base stations (BSs) from adjacent sectors act as interferers, the interferers are correlated and it is mandated that while performing system level simulation, this correlation be explicitly introduced in the system [7]. We refer the reader to [8] for a structured synthesis of the existing literature on correlation among large scale fading. Considering the impact of correlation in the large scale shadowing component and the small scale multipath component is also an essential step towards modeling the channel. The decorrelation distance in multipath components is lower when compared to shadowing components since shadowing is related to terrain configuration and/or large obstacles between transmitter and receiver [9]. Having said this, there is a need to analyse the performance of cellular system in the presence of correlation among interferers.

Coverage probability¹ and rate are important metric for performance evaluation of cellular systems. Coverage probability in the presence of interferers has been derived in [10]–[15] and references there in, and rate in the presence of interferers has been studied in [13]–[15] and references therein for the case of η - μ fading. Moreover, the correlation among interferers is assumed in [15]. Fractional frequency reuse and soft frequency reuse have been compared in the presence of correlation among interferers [16]. The impact of correlation among interferers on symbol error rate performance has been analysed in [17]. However, to the best of our knowledge, no prior work in open literature has analytically compared the coverage probability and rate for generalized fading when interferers are independent with the coverage probability and rate when interferers are correlated. In this paper, we compare coverage probability and rate using majorization theory and stochastic ordering theory, respectively. Majorization theory is an important theory for comparison of two vectors in terms of the dispersion of their components. It has been extensively used in various problems in information theory [18]–[23]. In particular, using the results of majorization theory, a new analysis on Tunstall algorithm is provided in [22] and the bounds of the average length of the Huffman source code in the presence of limited knowledge of the source symbol probability distribution is provided in [20]. Our analysis of

¹It is a probability that a user can achieve a target Signal-to-Interference-plus-noise-Ratio (SINR) T , and outage probability is the complement of coverage probability.

comparison of coverage probability shows further evidence of the relevance of majorization theory. Stochastic ordering theory is used extensively for comparison of random variables (RVs). Recently, it has been used in comparing various metrics in wireless communication [24]–[27]. Our analysis of comparison of rate shows another evidence of the relevance of stochastic order theory in wireless communication.

In this work, we compare the coverage probability when user experience Nakagami- m fading and interferers experience η - μ fading. In other words, we compare the coverage probability when the interferers are independent with the coverage probability when the interferers are positively correlated² using majorization theory. It is analytically shown that the coverage probability in presence of correlated interferers is higher than the coverage probability when the interferers are independent, when the user channel's shape parameter is lesser than or equal to one. We also show that when the user channel's shape parameter is greater than one, one cannot say whether coverage probability is higher or lower for the correlated case when compared to the independent case, and in some cases coverage probability is higher while in other cases it is lower.

We then analytically compare the rate when the interferers are independent with the rate when the interferers are correlated using stochastic ordering theory. It is shown that the rate in the presence of positively correlated interferers is higher than the rate in the presence of independent interferers when both user channel and interferers experience η - μ fading. Our results show that correlation among interferers is beneficial for the desired user. We briefly discuss how the desired user can exploit this correlation among the interferers to improve its rate. Multi-user multiple input multiple output (MU-MIMO) system is also considered and it is shown that the impact of correlation is significant on MU-MIMO system. We have also carried out extensive simulations for both the independent interferers case and the correlated interferers case and some of these results are reported in the Simulation section. In all the cases, the simulation results match with our theoretical results.

²If $cov(X_i, X_j) \geq 0$ then X_i and X_j are positively correlated RVs, where $cov(X_i, X_j)$ denotes the covariance between X_i and X_j [28].

II. SYSTEM MODEL

We consider a homogeneous macrocell network with hexagonal structure with radius R as shown in Fig. 1. The Signal-to-Interference-Ratio (SIR) of a user located at r meters from the BS is given by

$$\text{SIR} = \eta(r) = \frac{Pgr^{-\alpha}}{\sum_{i \in \psi} Ph_i d_i^{-\alpha}} = \frac{gr^{-\alpha}}{\sum_{i \in \psi} h_i d_i^{-\alpha}} = \frac{S}{I} \quad (1)$$

where ψ denotes the set of interfering BSs and $N = |\psi|$ denotes the cardinality of the set ψ . The transmit power of a BS is denoted by P . A standard path loss model $r^{-\alpha}$ is considered, where $\alpha \geq 2$ is the path loss exponent. The distance between user to tagged BS (own BS) and the i th interfering BS is denoted by r and d_i , respectively. The user channel's power and the channel power between i^{th} interfering BS and user are η - μ power RVs. The probability density function (pdf) $f_{g_{\eta-\mu}(x)}$ of the η - μ power RV g is given by [32, Eq. (26)],

$$f_{g_{\eta,\mu}(x)} = \frac{2\sqrt{\pi}\mu^{\mu+\frac{1}{2}}h^\mu x^{\mu-\frac{1}{2}}}{\Gamma(\mu)H^{\mu-\frac{1}{2}}} e^{-2\mu hx} I_{\mu-\frac{1}{2}}(2\mu Hx) \quad (2)$$

where μ is shape parameter. Parameters H and h are given by

$$H = \frac{\eta^{-1} - \eta}{4}, \text{ and } h = \frac{2 + \eta^{-1} + \eta}{4}. \quad (3)$$

where $0 < \eta < \infty$ is the power ratio of the in-phase and quadrature component of the fading signal in each multipath cluster. The parameters of pdf of h_i are η_i and μ_i corresponding to η - μ power RV. The gamma RV is a special case of η - μ power RV with $\eta = 1$ and $\mu = \frac{m}{2}$ and the pdf $f_g(x)$ of the gamma RV g is given by

$$f_g(x) = m^m e^{-mx} \frac{x^{m-1}}{\Gamma(m)} \quad (4)$$

where m and $\frac{1}{m}$ are the shape parameter and scale parameter, respectively, and $\Gamma(\cdot)$ denotes the gamma function. When one assumes that there is correlation among interferers then h_i and h_j are correlated $\forall i$ and j .

The coverage probability expression when signal of interest (SoI) experience Nakagami- m fading and interferers experience independent η - μ fading with equal μ , i.e., $\mu_i = \mu_c \forall i$ is given by [15]

$$C_{p,\eta}(r) = \frac{\Gamma(2N\mu_c + m)}{\Gamma(2N\mu_c + 1)} \frac{1}{\Gamma(m)} \prod_{i=1}^{2N} \left(\frac{1}{Tr^\alpha m \lambda_i + 1} \right)^{\mu_c} \times$$

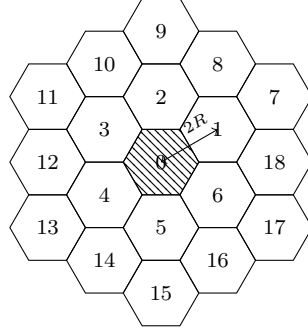


Fig. 1: Macrocell network with hexagonal tessellation having inter cell site distance $2R$

$$F_D^{(2N)} \left[1 - m, \mu_c, \dots, \mu_c; 2N\mu_c + 1; \frac{1}{Tr^\alpha \lambda_1 m + 1}, \dots, \frac{1}{Tr^\alpha \lambda_{2N} m + 1} \right] \quad (5)$$

$$\text{where } \lambda_{2i-1} = \frac{d_i^{-\alpha}}{\mu_c(1 + \eta_i^{-1})} \text{ and } \lambda_{2i} = \frac{d_i^{-\alpha}}{\mu_c(1 + \eta_i)}. \quad (6)$$

Here $F_D^{(N)} [a, b_1, \dots, b_N; c; x_1, \dots, x_N]$ is the Lauricella's function of the fourth kind [33]. The coverage probability expression when SoI experience Nakagami-m fading and interferers experience correlated η - μ fading with equal μ , i.e., $\mu_i = \mu_c \forall i$ is given by [15]

$$\hat{C}_{p,\eta}(r) = \frac{\Gamma(2N\mu_c + m)}{\Gamma(2N\mu_c + 1)} \frac{1}{\Gamma(m)} \prod_{i=1}^{2N} \left(\frac{1}{Tr^\alpha m \hat{\lambda}_i + 1} \right)^{\mu_c} \times F_D^{(2N)} \left[1 - m, \mu_c, \dots, \mu_c; 2N\mu_c + 1; \frac{1}{Tr^\alpha \hat{\lambda}_1 m + 1}, \dots, \frac{1}{Tr^\alpha \hat{\lambda}_{2N} m + 1} \right] \quad (7)$$

Here $\hat{\lambda}_i$ s are the eigenvalues of $\mathbf{A}_\eta = \mathbf{D}_\eta \mathbf{C}_\eta$. \mathbf{D}_η is the diagonal matrix with entries λ_i given in (6) and \mathbf{C}_η is the s.p.d. $2N \times 2N$ matrix as given by

$$\mathbf{C}_\eta = \begin{bmatrix} 1 & 0 & \sqrt{\rho_{13}} & \dots & 0 \\ 0 & 1 & 0 & \dots & \sqrt{\rho_{22N}} \\ \dots & \dots & \dots & \ddots & \dots \\ 0 & \sqrt{\rho_{2N2}} & \dots & \dots & 1 \end{bmatrix}, \quad (8)$$

here $\rho_{ij} = 0$, when $i + j = 2n + 1$, where n is an integer.

Now, we want to compare (5) with (7). However both involve N - fold infinite series making any comparison fairly difficult. In order to elegantly compare these two expressions we make use of Majorization theory.

III. PRELIMINARIES: MAJORIZATION AND STOCHASTIC ORDERING THEORY

In this section, we recall the basic notions of majorization and stochastic ordering theory, which are applicable to our context. Note that the majorization theory is used to compare deterministic vectors, whereas stochastic order is applicable on RVs [24]. We refer the reader to [29] and [30] as excellent references for the majorization theory and stochastic order theory, respectively.

A. Majorization theory

Definition 1. Let A and B be $m \times n$ matrices with entries in \mathbb{C} . The Hadamard product of A and B is defined by $[A \circ B]_{ij} = [A]_{ij}[B]_{ij}$ for all $1 \leq i \leq m, 1 \leq j \leq n$.

Definition 2. Let vector $\mathbf{a} = [a_1, \dots, a_n]$ and vector $\mathbf{b} = [b_1, \dots, b_n]$ with $a_1 \leq \dots \leq a_n$ and $b_1 \leq \dots \leq b_n$ then vector \mathbf{b} is majorized by vector \mathbf{a} , denoted by $\mathbf{a} \succ \mathbf{b}$, if and only if

$$\sum_{i=1}^k b_i \geq \sum_{i=1}^k a_i, \quad k = 1, \dots, n-1, \quad \text{and} \quad \sum_{i=1}^n b_i = \sum_{i=1}^n a_i. \quad (9)$$

We will briefly state few well known results from majorization theory which we use in our analysis.

Theorem 1. Let A and B be positive semidefinite matrices of size n . Let $\lambda_1, \dots, \lambda_n$ be the eigenvalues of $A \circ B$ and let $\hat{\lambda}_1, \dots, \hat{\lambda}_n$ be the eigenvalues of AB . Then

$$\prod_{i=k}^n \lambda_i \geq \prod_{i=k}^n \hat{\lambda}_i, \quad k = 1, 2, \dots, n \quad (10)$$

Proposition 1. If function ϕ is symmetric and convex, then ϕ is Schur-convex function. Consequently, $\mathbf{x} \succ \mathbf{y}$ implies $\phi(\mathbf{x}) \geq \phi(\mathbf{y})$.

Proof: For the details of this proof please refer to [29, P. 97, C.2.]. ■

Theorem 2. If ϕ_i is Schur-convex, $i = 1, \dots, k$, and $\phi_i(x) \geq 0$ for all i and x , then

$$\psi(x) = \prod_{i=1}^k \phi_i(x) \quad (11)$$

is Schur-convex.

Proof: For the details of this proof please refer to [29, P. 97, B.1.d.]. ■

B. Stochastic order theory

In this subsection, our focus will be on convex order.

Definition 3. If X and Y are two RVs such that

$$E[\phi(X)] \leq E[\phi(Y)] \quad (12)$$

for all convex function $\phi : \mathbb{R} \rightarrow \mathbb{R}$, provided the expectation exist, then X is said to be smaller than Y in the convex order, denoted by $X \leq_{cx} Y$.

Note that if (12) holds then Y is **more variable** than X [30]. We now briefly state the theorems in convex order theory that is relevant to this work.

Theorem 3. Let X_1, X_2, \dots, X_N be exchangeable RVs. Let $\mathbf{a} = (a_1, a_2, \dots, a_N)$ and $\mathbf{b} = (b_1, b_2, \dots, b_N)$ be two vectors of constants. If $\mathbf{a} \prec \mathbf{b}$, then

$$\sum_{i=1}^N a_i X_i \leq_{cx} \sum_{i=1}^N b_i X_i. \quad (13)$$

Proof: The details of the proof is given in [30, Theorem 3.A.35]. ■

Theorem 4. If $X \leq_{cx} Y$ and $f(\cdot)$ is convex, then $E[f(X)] \leq E[f(Y)]$.

Proof: The details of the proof is given in [31, Theorem 7.6.2]. ■

IV. COMPARISON OF COVERAGE PROBABILITY

In this section, we first compare the coverage probability in the independent case and correlated case, and analytically quantify the impact of correlation when both SoI and interferers experience Nakagami- m fading. Then we analyse the impact of correlation on coverage probability for the scenario where SoI experiences Nakagami- m fading and interferers experience η - μ fading. The coverage probability expression when SoI experiences Nakagami- m fading and interferers experience independent Nakagami- m fading is given by [15]

$$C_p(r) = \frac{\Gamma(\sum_{i=1}^N m_i + m)}{\Gamma(\sum_{i=1}^N m_i + 1)} \frac{1}{\Gamma(m)} \prod_{i=1}^N \left(\frac{1}{Tr^{\alpha} m \lambda_i + 1} \right)^{m_i} \times$$

$$F_D^{(N)} \left[1 - m, m_1, \dots, m_N; \sum_{i=1}^N m_i + 1; \frac{1}{Tr^\alpha m \lambda_1 + 1}, \dots, \frac{1}{Tr^\alpha m \lambda_N + 1} \right] \text{ where } \lambda_i = \frac{d_i^{-\alpha}}{m_i} \quad (14)$$

Here m_i is the shape parameter of the i^{th} interferer. Note that the coverage probability expression for the correlated case is derived in [15] when the interferers shape parameter are all equal, i.e., $m_i = m_c \forall i$. The coverage probability expression when SoI experiences Nakagami-m fading and interferers experience correlated Nakagami-m fading is given by [15]

$$\hat{C}_p(r) = \frac{\Gamma(Nm_c + m)}{\Gamma(Nm_c + 1)} \frac{1}{\Gamma(m)} \prod_{i=1}^N \left(\frac{1}{Tr^\alpha m \hat{\lambda}_i + 1} \right)^{m_c} \times F_D^{(N)} \left[1 - m, m_c, \dots, m_c; Nm_c + 1; \frac{1}{Tr^\alpha m \hat{\lambda}_1 + 1}, \dots, \frac{1}{Tr^\alpha m \hat{\lambda}_N + 1} \right] \quad (15)$$

here $\hat{\lambda}_i$ s are the eigenvalues of the matrix $\mathbf{A} = \mathbf{DC}$, where \mathbf{D} is the diagonal matrix with entries λ_i and \mathbf{C} is the symmetric positive definite (s.p.d.) $N \times N$ matrix defined by

$$\mathbf{C} = \begin{bmatrix} 1 & \sqrt{\rho_{12}} & \dots & \sqrt{\rho_{1N}} \\ \sqrt{\rho_{21}} & 1 & \dots & \sqrt{\rho_{2N}} \\ \dots & \dots & \ddots & \dots \\ \sqrt{\rho_{N1}} & \dots & \dots & 1 \end{bmatrix}, \quad (16)$$

where ρ_{ij} denotes the correlation coefficient between h_i and h_j , and is given by,

$$\rho_{ij} = \rho_{ji} = \frac{cov(h_i, h_j)}{\sqrt{var(h_i)var(h_j)}}, 0 \leq \rho_{ij} \leq 1, i, j = 1, 2, \dots, N. \quad (17)$$

$cov(h_i, h_j)$ denotes the covariance between h_i and h_j . \mathbf{C} is the s.p.d. $N \times N$ matrix given in (16). Since $\mathbf{A} = \mathbf{DC}$, it is given by

$$\mathbf{A} = \begin{bmatrix} \lambda_1 & \lambda_1 \sqrt{\rho_{12}} & \dots & \lambda_1 \sqrt{\rho_{1N}} \\ \lambda_2 \sqrt{\rho_{21}} & \lambda_2 & \dots & \lambda_2 \sqrt{\rho_{2N}} \\ \vdots & \vdots & \ddots & \vdots \\ \lambda_N \sqrt{\rho_{N1}} & \dots & \dots & \lambda_N \end{bmatrix}. \quad (18)$$

Note that the coverage probability expression for the correlated case is derived when the interferers shape parameter are all equal and hence for a fair comparison we consider equal shape parameter for the independent case also, i.e., $m_i = m_c \forall i$. Therefore, the coverage probability when interferers are independent and $m_i = m_c \forall i$ is given by

$$C_p(r) = \frac{\Gamma(Nm_c + m)}{\Gamma(Nm_c + 1)} \frac{1}{\Gamma(m)} \prod_{i=1}^N \left(\frac{1}{Tr^\alpha m \lambda_i + 1} \right)^{m_c} \times$$

$$F_D^{(N)} \left[1 - m, m_c, \dots, m_c; Nm_c + 1; \frac{1}{Tr^\alpha \lambda_1 m + 1}, \dots, \frac{1}{Tr^\alpha \lambda_N m + 1} \right] \quad (19)$$

Our goal is to compare the coverage probability in the presence of independent interferers, i.e., $C_p(r)$ given in (19) and the coverage probability in the presence of correlated interferers, i.e., $\hat{C}_p(r)$ given in (15). We first start with the special case when user channel's fading is Rayleigh fading (i.e, $m = 1$) and interferers experience Nakagami-m fading. When $m = 1$, the coverage probability given in (19) reduces to

$$C_p(r) = \prod_{i=1}^N \left(\frac{1}{Tr^\alpha \lambda_i + 1} \right)^{m_c} F_D^{(N)} \left[0, m_c, \dots, m_c; Nm_c + 1; \frac{1}{Tr^\alpha \lambda_1 + 1}, \dots, \frac{1}{Tr^\alpha \lambda_N + 1} \right] \quad (20)$$

A series expression for $F_D^{(N)}(\cdot)$ involving N-fold infinite sums is given by

$$F_D^{(N)}[a, b_1, \dots, b_N; c; x_1, \dots, x_N] = \sum_{i_1 \dots i_N=0}^{\infty} \frac{(a)_{i_1+\dots+i_N} (b_1)_{i_1} \dots (b_N)_{i_N}}{(c)_{i_1+\dots+i_N}} \frac{x_1^{i_1}}{i_1!} \dots \frac{x_N^{i_N}}{i_N!}, \quad (21)$$

$$\max\{|x_1|, \dots, |x_N|\} < 1,$$

where, $(a)_n$ denotes the Pochhammer symbol which is defined as $(a)_n = \frac{\Gamma(a+n)}{\Gamma(a)}$. With the help of series expression and using the fact that $(0)_0 = 1$ and $(0)_k = 0 \forall k \geq 1$, the coverage probability given in (20) can be reduced to

$$C_p(r) = \prod_{i=1}^N \left(\frac{1}{Tr^\alpha \lambda_i + 1} \right)^{m_c} \quad (22)$$

Similarly, the coverage probability in correlated case when SoI experiences Rayleigh fading $\hat{C}_p(r)$ is given by

$$\hat{C}_p(r) = \prod_{i=1}^N \left(\frac{1}{Tr^\alpha \hat{\lambda}_i + 1} \right)^{m_c} \quad (23)$$

We now state and prove the following theorem for the case where the SoI experiences Rayleigh fading and interferers experience Nakagami-m fading and then generalize it to the case where user also experiences Nakagami-m fading.

Theorem 5. *The coverage probability in correlated case is higher than that of the independent case, when user's channel undergoes Rayleigh fading, i.e.,*

$$\prod_{i=1}^N \left(\frac{1}{1 + k \hat{\lambda}_i} \right)^{m_c} \geq \prod_{i=1}^N \left(\frac{1}{1 + k \lambda_i} \right)^{m_c} \quad (24)$$

where $\hat{\lambda}_i$ s are the eigenvalues of matrix \mathbf{A} and λ_i s are the diagonal elements of matrix \mathbf{A} given in (18), and $k = Tr^\alpha$ is a non negative constant.

Proof: Firstly, we show that $\hat{\lambda} \succ \lambda$ where $\hat{\lambda} = [\hat{\lambda}_1, \dots, \hat{\lambda}_n]$ and $\lambda = [\lambda_1, \dots, \lambda_n]$. Note that the Hadamard product of \mathbf{D} and \mathbf{C} , i.e., $\mathbf{D} \circ \mathbf{C}$ is defined as³

$$\mathbf{D} \circ \mathbf{C} = \begin{bmatrix} \lambda_1 & 0 & \cdots & 0 \\ 0 & \lambda_2 & \cdots & 0 \\ \vdots & \vdots & \ddots & \vdots \\ 0 & \cdots & \cdots & \lambda_N \end{bmatrix}. \quad (25)$$

Observe that $\mathbf{D} \circ \mathbf{C}$ is a diagonal matrix, the eigenvalues of the $\mathbf{D} \circ \mathbf{C}$ are λ_i s. Since the eigenvalues of matrix $\mathbf{A} = \mathbf{DC}$ are $\hat{\lambda}_i$ s and \mathbf{D} and \mathbf{C} are the positive semi-definite matrices, hence from Theorem 1 (given in Section II),

$$\prod_{i=k}^N \lambda_i \geq \prod_{i=k}^N \hat{\lambda}_i, k = 1, 2, \dots, N \quad (26)$$

Note that $\hat{\lambda}_i$ s are the eigenvalues and λ_i s are the diagonal elements of a symmetric matrix $\mathbf{A} = \mathbf{DC}$, Hence

$$\sum_{i=1}^N \lambda_i = \sum_{i=1}^N \hat{\lambda}_i \quad (27)$$

If conditions given in (26) and (27) are satisfied then $\hat{\lambda} \succ \lambda$ [29]. Now if it can be shown that $\prod_{i=1}^N \left(\frac{1}{1+k\lambda_i}\right)^{m_c}$ (and $\prod_{i=1}^N \left(\frac{1}{1+k\hat{\lambda}_i}\right)^{m_c}$) is a Schur-convex function then by a simple application of Proposition 1 (given in Section II) it is evident that $\prod_{i=1}^N \left(\frac{1}{1+k\lambda_i}\right)^{m_c} \geq \prod_{i=1}^N \left(\frac{1}{1+k\hat{\lambda}_i}\right)^{m_c}$. To prove that $\prod_{i=1}^N \left(\frac{1}{1+kx_i}\right)^{m_c}$ is a Schur convex function we need to show that it is a symmetric and convex function [29].

It is apparent that the function $\prod_{i=1}^N \left(\frac{1}{1+kx_i}\right)^{m_c}$ is a symmetric function due to the fact that any two of its arguments can be interchanged without changing the value of the function. So we now need to show that the function $f(x_1, \dots, x_n) = \prod_{i=1}^N \left(\frac{1}{1+kx_i}\right)^a$ is a convex function where $x_i \geq 0, a > 0$. Using the Theorem 2, it is apparent that if the function $f(x) = \left(\frac{1}{1+kx}\right)^a$ is convex function then $f(x_1, \dots, x_n) = \prod_{i=1}^N \left(\frac{1}{1+kx_i}\right)^a$ would be convex function. Note that $f(x) =$

³Definition of Hadamard product is given in Definition 1

$\left(\frac{1}{1+kx}\right)^a$ is convex function when $x \geq 0$ and $a > 0$ due to the fact that double differentiation of $f(x) = \left(\frac{1}{1+kx}\right)^a$ is always non negative, i.e., $f''(x) = a(a+1)k^2 \left(\frac{1}{kx+1}\right)^{a+2} \geq 0$. Thus, $f(x_1, \dots, x_n) = \prod_{i=1}^N \left(\frac{1}{1+kx_i}\right)^a$ is a convex function.

Since $\prod_{i=1}^N \left(\frac{1}{1+kx_i}\right)^{m_c}$ is a convex function and a symmetric function therefore, it is a Schur-convex function. We have shown that $\hat{\lambda} \succ \lambda$ and $\prod_{i=1}^N \left(\frac{1}{1+kx_i}\right)^{m_c}$ is a Schur-convex function. Therefore, from Proposition 1, $\prod_{i=1}^N \left(\frac{1}{1+k\hat{\lambda}_i}\right)^{m_c} \geq \prod_{i=1}^N \left(\frac{1}{1+k\lambda_i}\right)^{m_c}$. ■

Thus, the coverage probability in the presence of correlation among the interferers is greater than or equal to the coverage probability in the independent case, when user channel undergoes Rayleigh fading and the interferers shape parameter $m_i = m_c \forall i$. The same result was shown for the case of both Rayleigh user channel and Rayleigh interferers in [16] using Vieta formula. By exploiting the mathematical tool of Majorization we are able to provide a much simpler proof. Next, we compare the coverage probability for general case, i.e., when m is arbitrary.

Theorem 6. *The coverage probability in the presence of the correlated interferers is greater than or equal to the coverage probability in presence of independent interferers, when user channel's shape parameter is less than or equal to 1, i.e., $m \leq 1$. When $m > 1$, coverage probability in the presence of independent is not always lesser than the coverage probability in the presence of correlated interferers.*

Proof: Please see Appendix. ■

Summarizing, the coverage probability in the presence of correlated interferers is greater than or equal to the coverage probability in presence of independent interferers, when user channel's shape parameter is less than or equal to 1, i.e., $m \leq 1$. When $m > 1$, one can not say whether coverage probability is better in correlated interferer case or independent interferer case. Note that when $m \leq 1$, usually the interferers m_i is also smaller than 1. However, the given proof holds for both $m_i > 1$ and $m_i < 1$.

A. η - μ fading

In this subsection, we analyse the impact of correlation on coverage probability for the scenario where SoI experiences Nakagami-m fading and interferers experience η - μ fading. Recently, the

η - μ fading distribution with two shape parameters η and μ has been proposed to model a general non-line-of-sight propagation scenario [32]. It includes Nakagami- q (Hoyt), one sided Gaussian, Rayleigh and Nakagami- m as special cases. The coverage probability expression when SoI experience Nakagami- m fading and interferers experience independent η - μ fading with equal μ , i.e., $\mu_i = \mu_c \forall i$ is given in (5). The coverage probability expression when SoI experience Nakagami- m fading and interferers experience correlated η - μ fading with equal μ , i.e., $\mu_i = \mu_c \forall i$ is given in (7). Note that the functional form of the coverage probability expressions given in (5) and (7) are similar to the case when both SoI and interferers experience Nakagami- m fading. Hence, the same analysis holds and the coverage probability in the presence of correlated interferers is higher than the coverage probability in the presence of independent interferers when the user's channel shape parameter is less than or equal to 1, and interfering channel experience η - μ fading. However, one can not conclude anything when the user's channel shape parameter is higher than 1.

V. COMPARISON OF RATE

In this section, we analyse the impact of correlation on the rate for the scenario when both SoI and interferers experience η - μ fading with arbitrary parameters. In other words, we compare the rate when interferers are independent with the rate when the interferers are correlated using stochastic ordering theory.

The rate of a user at a distance r when interferers are independent is $R = E[\ln(1 + \frac{S}{I})]$, where S is the desired user channel power. For correlated case, the average rate of a user at a distance r is $\hat{R} = E[\ln(1 + \frac{S}{\hat{I}})]$. Here I and \hat{I} are the sum of independent and correlated interferers, respectively. Using iterated expectation one can rewrite the rate as

$$R = E_S \left[E_I \left[\ln \left(1 + \frac{S}{I} \right) \middle| S = s \right] \right], \text{ and } \hat{R} = E_S \left[E_{\hat{I}} \left[\ln \left(1 + \frac{S}{\hat{I}} \right) \middle| S = s \right] \right]. \quad (28)$$

Since the expectation operator preserves inequalities, therefore if we can show that

$$E_{\hat{I}} \left[\ln \left(1 + \frac{S}{\hat{I}} \right) \middle| S = s \right] \geq E_I \left[\ln \left(1 + \frac{S}{I} \right) \middle| S = s \right],$$

then this implies $\hat{R} \geq R$.

The sum of interference power in the independent case can be written as

$$I = \sum_{i=1}^N h_i d_i^{-\alpha} \quad (29)$$

where h_i is η - μ power RV. It has been shown in [34] that the η - μ power RV can be represented as the sum of two gamma RVs with suitable parameters. In other words, if h_i is η - μ power RV then,

$$h_i = x_i + y_i \text{ where } x_i \sim \mathcal{G}\left(\mu_c, \frac{1}{2\mu_c(1 + \eta_i^{-1})}\right) \text{ and } y_i \sim \mathcal{G}\left(\mu_c, \frac{1}{2\mu_c(1 + \eta_i)}\right) \quad (30)$$

Now, the sum of interference power when interference experience η - μ RV can be written as

$$I = \sum_{i=1}^N h_i d_i^{-\alpha} = \sum_{i=1}^{2N} \lambda_i G_i \text{ with } G_i \sim \mathcal{G}(\mu_c, 1), \lambda_{2i-1} = \frac{d_i^{-\alpha}}{\mu_c(1 + \eta_i^{-1})} \text{ and } \lambda_{2i} = \frac{d_i^{-\alpha}}{\mu_c(1 + \eta_i)}. \quad (31)$$

Similarly, for correlated case,

$$\hat{I} = \sum_{i=1}^N \hat{h}_i = \sum_{i=1}^{2N} \hat{\lambda}_i G_i \quad (32)$$

Recall that these \hat{h}_i are correlated, and $\hat{\lambda}_i$ s are the eigenvalues of the matrix $\mathbf{A}_\eta = \mathbf{D}_\eta \mathbf{C}_\eta$. In other words one can obtain a correlated sum of gamma variates by multiplying independent and identical distributed (i.i.d.) gamma variates with weight $\hat{\lambda}_i$ s. Now, we use Theorem 3 (given in Section III) to show that \hat{R} is always greater than equal to R . Note that a sequence of RVs X_1, \dots, X_N is said to be exchangeable if for all N and $\pi \in S(N)$ it holds that $X_1 \dots X_N \stackrel{\mathcal{D}}{=} X_{\pi(1)} \dots X_{\pi(N)}$ where $S(N)$ is the group of permutations of $\{1, \dots, N\}$ and $\stackrel{\mathcal{D}}{=}$ denotes equality in distribution [35]. Furthermore, if X_i s are identically distributed, they are exchangeable [30, P. 129]. Hence G_i s are exchangeable since they are identically distributed. It has already been shown that $\hat{\boldsymbol{\lambda}} \succ \boldsymbol{\lambda}$ in Section IV. Hence by a direct application of Theorem 3 (given in Section III), one obtains, $I \leq_{cx} \hat{I}$.

Note that $\ln(1 + \frac{k}{x})$ is a convex function when $k \geq 0$ and $x \geq 0$ due to the fact that double differentiation of $\ln(1 + \frac{k}{x})$ is always non negative, i.e., $\frac{\partial^2 \ln(\frac{k}{x} + 1)}{\partial x^2} = \frac{k(k+2x)}{x^2(k+x)^2} \geq 0$. Note that S and I are non negative RVs, hence by a direct application of Theorem 4 (given in Section III), one obtains

$$E_{\hat{I}} \left[\ln \left(1 + \frac{S}{\hat{I}} \right) \middle| S = s \right] \geq E_I \left[\ln \left(1 + \frac{S}{I} \right) \middle| S = s \right] \quad (33)$$

Since expectation preserve inequalities therefore, $E_S[E_I[\ln(1 + \frac{S}{I})]] \leq E_S[E_{\hat{I}}[\ln(1 + \frac{S}{\hat{I}})]]$. In other words, positive correlation among the interferers increases the rate.

Summarizing, the rate in the presence of the positive correlated interferers is greater than or equal to the rate in the presence of independent interferers, when SoI and interferers both

experience η - μ fading. Now we briefly discuss the utility of our results in the presence of log normal shadowing.

A. Log Normal Shadowing

Although all the analysis so far (comparison of the coverage probability and rate) considered only small scale fading and path loss, the analysis can be further extended to take into account shadowing effects. In general, the large scale fading, i.e, log normal shadowing is modeled by zero-mean log-normal distribution which is given by,

$$f_X(x) = \frac{1}{x\sqrt{2\pi\left(\frac{\sigma_{dB}}{8.686}\right)^2}} \exp\left(-\frac{\ln^2(x)}{2\left(\frac{\sigma_{dB}}{8.686}\right)^2}\right), x > 0,$$

where σ_{dB} is the shadow standard deviation represented in dB. Typically the value of σ_{dB} varies from 3 dB to 10 dB [7], [36]. It is shown in [37] that the pdf of the composite fading channel (fading and shadowing) can be expressed using the generalized-K (Gamma-Gamma) model. Also in [38], it has been shown that the generalized-K pdf can be well approximated by Gamma pdf $\mathcal{G}(\beta, \gamma)$ using the moment matching method, with β and γ are given by

$$\beta = \frac{1}{\left(\frac{1}{m} + 1\right) \exp\left(\left(\frac{\sigma_{dB}}{8.686}\right)^2\right) - 1} = \frac{m}{(m + 1) \exp\left(\left(\frac{\sigma_{dB}}{8.686}\right)^2\right) - m} \quad (34)$$

$$\text{and } \gamma = \frac{1 + m}{m} \exp\left(\frac{3\left(\frac{\sigma_{dB}}{8.686}\right)^2}{2}\right) - \exp\left(\frac{\left(\frac{\sigma_{dB}}{8.686}\right)^2}{2}\right) \quad (35)$$

Thus, SIR η_l of a user can now given by

$$\eta_l(r) = \frac{Pkr^{-\alpha}}{\sum_{i \in \phi} Pl_i d_i^{-\alpha}} \quad (36)$$

where $k \sim \mathcal{G}(\beta, \gamma)$ and $l_i \sim \mathcal{G}(\beta_i, \gamma_i)$. Here

$$\beta_i = \frac{m_i}{(m_i + 1) \exp\left(\left(\frac{\sigma_{dB}}{8.686}\right)^2\right) - m_i} \text{ and } \gamma_i = \frac{(1 + m_i)}{m_i} \exp\left(\frac{3\left(\frac{\sigma_{dB}}{8.686}\right)^2}{2}\right) - \exp\left(\frac{\left(\frac{\sigma_{dB}}{8.686}\right)^2}{2}\right) \quad (37)$$

Further, the correlation coefficient between two identically distributed generalized-K RVs is derived in [39, Lemma 1], and it is in terms of correlation coefficient of the RVs corresponding to the short term fading component ($\rho_{i,j}$) and the correlation coefficient of the RVs corresponding to the shadowing component ($\rho_{i,j}^s$). The resultant correlation coefficient ($\rho_{i,j}^l$) is then given by

$$\rho_{i,j}^l = \frac{\frac{\rho_{i,j}}{\left(\exp\left(\frac{\sigma_{dB}}{8.686}\right)^2 - 1\right)} + \rho_{i,j}^s m_i + \rho_{i,j} \rho_{i,j}^s}{m_i + \frac{1}{\left(\exp\left(\frac{\sigma_{dB}}{8.686}\right)^2 - 1\right)} + 1} \quad (38)$$

Note that after approximation, the SIR expression in the presence of log normal shadowing is similar to the SIR expression given in (1), where only small scale fading is present. Hence now the coverage probability and rate for the independent case and correlated case can be compared using the methods outlined in Section IV and Section V. In other words, it can be shown that the coverage probability in the presence of correlated interferers is greater than or equal to the coverage probability in presence of independent interferers, when user's shape parameter is less than or equal to 1, i.e., $\beta \leq 1$, in the presence of shadow fading. Also, the rate in the presence of positive correlated interferers is always greater than or equal to the rate in the presence of independent interferers, in the presence of shadow fading.

B. Physical interpretation of the impact of correlated Interferers

We know that the Nakagami- m distribution considers a signal composed of n number of clusters of multipath waves. Within each cluster, the phases of scattered waves are random and have similar delay times. The delay-time spreads of different clusters are relatively large. More importantly, the non-integer Nakagami parameter m is the real extension of integer n . One of the primary reason of parameter m being real extension of n is the non zero correlation among the clusters of multipath components [32]. In other words, if there exist correlation among the clusters, the shape parameter of Nakagami- m fading decreases.

Now, in order to find the physical interpretation of the impact of correlated interferers, we consider a cellular system where the interferes are equidistant and also the shape parameters are identical for every interference. When all the interferers are independent, the shape parameter of the total interference to be mN where the shape parameter of each interfere is m and the total number of interference is N (since the sum of Gamma RV is Gamma RV). However, when there exists correlation among the interferers, i.e., there exists correlation among the clusters of different interferers, the shape parameter of the total interference decreases as observed in [32]. For example, if the interferers are completely correlated, the shape parameter of total interference is only m , whereas it was mN , when the interferers were independent. The smaller the shape parameter more faster is the power attenuation of interferers. Hence, the rate increases when there exists correlation among interferers.

In the next section, we will show simulation results and discuss how those match with the theoretical results.

VI. NUMERICAL ANALYSIS AND APPLICATION

In this section, we study the impact of correlation among interferers on the coverage probability and rate using simulations and numerical analysis. For simulations, we have considered the classic 19 cell system associated with a hexagonal structure as shown in Fig. 1. For a user we generate the channel fading power corresponding to its own channel as well as that corresponding to the 18 interferers and then compute the SIR per user. For correlation scenario, we generate correlated channel fading power corresponding to the 18 interferers and then compute SIR per user. Furthermore, based on the SIR, we find coverage probability and rate. Fig. 2 depicts the impact of correlation among the interferers on the coverage probability for different values of shape parameter. Note that only small scale fading is considered in Fig. 2. The correlation among the interferers is defined by the correlation matrix in (16) with $\rho_{pq} = \rho^{|p-q|}$ where $p, q = 1, \dots, N$ [40]. From Fig. 2, it can be observed that for $m = 0.5$ and $m = 1$, coverage probability in presence of correlation is higher than that of independent scenario (which match our analytical result). For example, at $m = 0.5$, coverage probability increases from 0.16 in the independent case to 0.20 in the correlated case and at $m = 1$, coverage probability increases from 0.148 to 0.216 when user is at normalized distance 0.7 from the BS. Whereas $m = 3$, one cannot say that coverage probability in presence of correlation is higher or lower than that of independent scenario. In other words, the coverage probability of independent interferers is higher than the coverage probability of correlated interferers when user is close to the BS. However, the coverage probability of independent interferers is significantly lower than the coverage probability of correlated interferers when the user is far from the BS.

Fig. 3 shows the impact of correlation among the interferers on the coverage probability for different values of correlation coefficient. Here both small scale fading, i.e., η - μ fading and large scale fading, i.e., log normal shadowing are considered. The correlation among small scale fading is denoted by ρ_s and the correlation among the large scale fading is denoted by ρ_l . It can be seen that as correlation coefficient increases the coverage probability with increases for the correlated interferers case.

A. How the User can Exploit Correlation among Interferers

We will now briefly discuss how the user in a cellular network can exploit knowledge of positive correlation among its interferers. We compare the coverage probability in the presence of

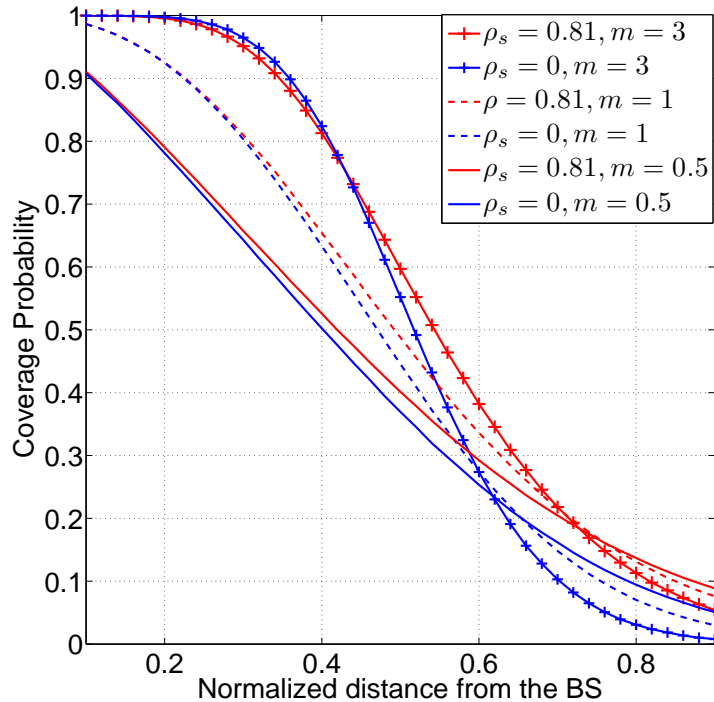


Fig. 2: Coverage probability plot for different value of user's shape parameter, i.e., m . Here $m_c = 1, \alpha = 2.5, T = 3\text{dB}$

correlated interferers for single input single output (SISO) network with the coverage probability in the presence of independent interferers for single input multiple output (SIMO) network to show that the impact of correlation is significant. For the SIMO network, it is assumed that each user is equipped with 2 antennas and both antennas at the user are used for reception since downlink is considered. A linear minimum mean-square-error (LMMSE) receiver [41] is considered. In order to calculate rate with a LMMSE receiver, it is assumed that the closest interferer can be completely cancelled at the SIMO receiver. Fig. 4 plots the SISO rate in the presence of independent and correlated interferers case and the rate in the presence of independent interferers for a SIMO network. It can be seen that for $\rho_s = 0.6, \rho_l = 0.6$, the SISO rate for the correlated case⁴ is slightly higher than the SIMO rate for independent case. However, for $\rho_s = 0.7, \rho_l = 0.9$, SISO rate with correlated interferers is significantly higher than the SIMO rate with independent interferers. In other words, correlation among the interferers seems to be

⁴The correlation among the interferers is defined by the correlation matrix in (16) with $\rho_{pq} = \rho^{|p-q|}$ where $p, q = 1, \dots, N$

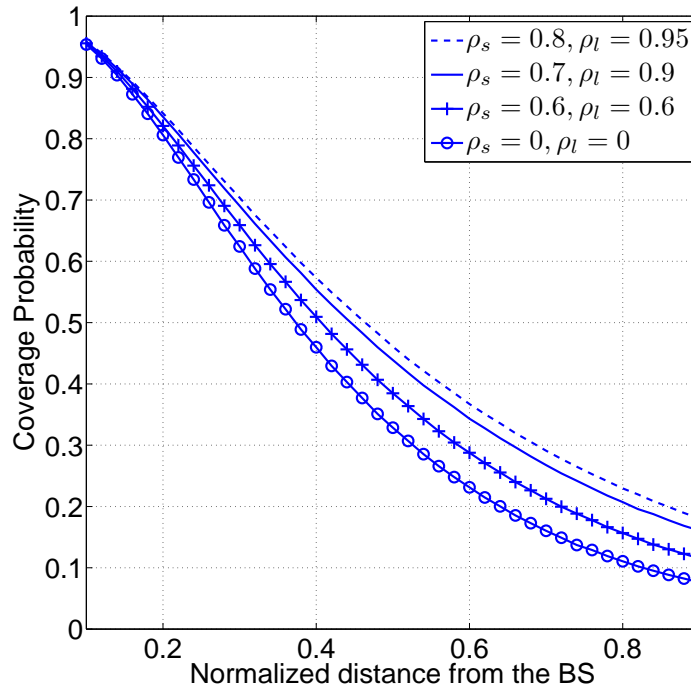


Fig. 3: Coverage probability plot for different value of correlation coefficients. Here $m = 1, \sigma_{dB} = 10dB, \mu_c = 1, \eta_i = 2, \alpha = 2.5, T = 3dB$

as good as having one additional antenna at the receiver capable of cancelling the dominant interferer. Obviously, if one had correlated interferers in the SIMO system that would again lead to improved coverage probability and rate and may be compared to a SIMO system with higher number of antennas. In all three cases, it is apparent that if the correlation among the interferers is exploited, it leads to performance results for a SISO system which are comparable to the performance of a 1×2 SIMO system with independent interferers.

We have now consider a MU-MIMO system and show that the impact of correlation on MU-MIMO is significant. It is assumed that each user and BS are equipped with 2 receive antennas and 2 transmit antennas, respectively. It is also assume that both transmit antennas at the BS are utilized to transmit 2 independent data streams to its own 2 users. A LMMSE receiver is considered and assume that user can cancel the closest interferer. Hence, in this MU-MIMO system, the user will experience no intra-tier interference coming from the serving BS. Fig. 5 plots the MU-MIMO rate in the presence of independent and correlated interferers case. It can be seen that there is significant gain in rate for correlated case. For example, at normalized distance

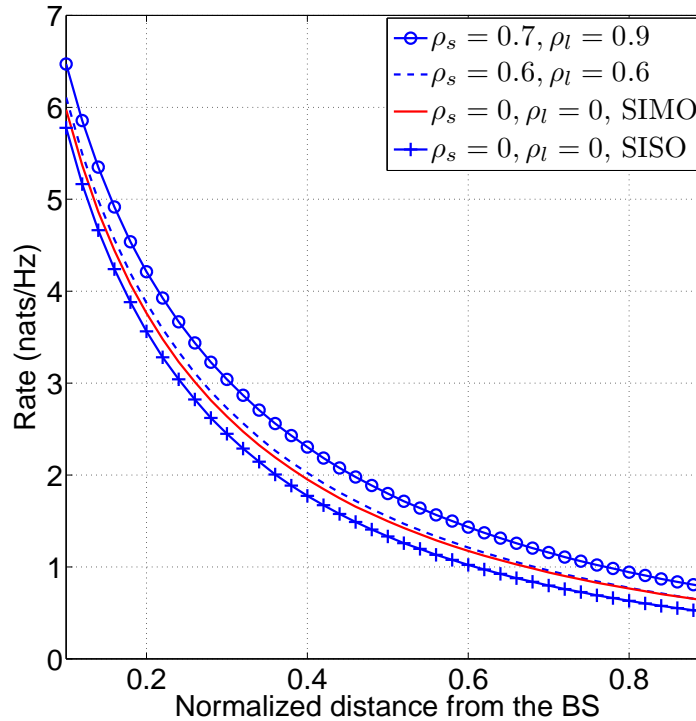


Fig. 4: rate plot for different value of correlation coefficients. Here $m = 1, \sigma_{dB} = 10dB, m_i = 1, \alpha = 2.5$

0.6 from the BS, rate increases from 1.24 nats/Hz in the independent case to 2.55 nats/Hz in the correlated case when $\rho_s = 0.8$ and $\rho_l = 0.95$ and 1.985 nats/Hz in the correlated case when $\rho_s = 0.6$ and $\rho_l = 0.6$. The reason for significant gain in rate is due to the fact that interferers becomes double for 2×2 MU-MIMO system.

We would also likely to briefly point out that the impact of correlation among the interferers is like that of introducing interference alignment in a system. Interference alignment actually aligns interference using appropriate precoding so as reduce the number of interferers one needs to cancel. Here the physical nature of the wireless channel and the presence of co-located interferers also “aligns” the interferer partially. This is the reason one can get a gain equivalent to 1×2 system in a 1×1 system with correlated interferers provided the user knows about the correlation.

Summarizing, our work is able to analytically shows the impact of correlated interferers on coverage probability and rate. This can be used by the network and user to decide whether

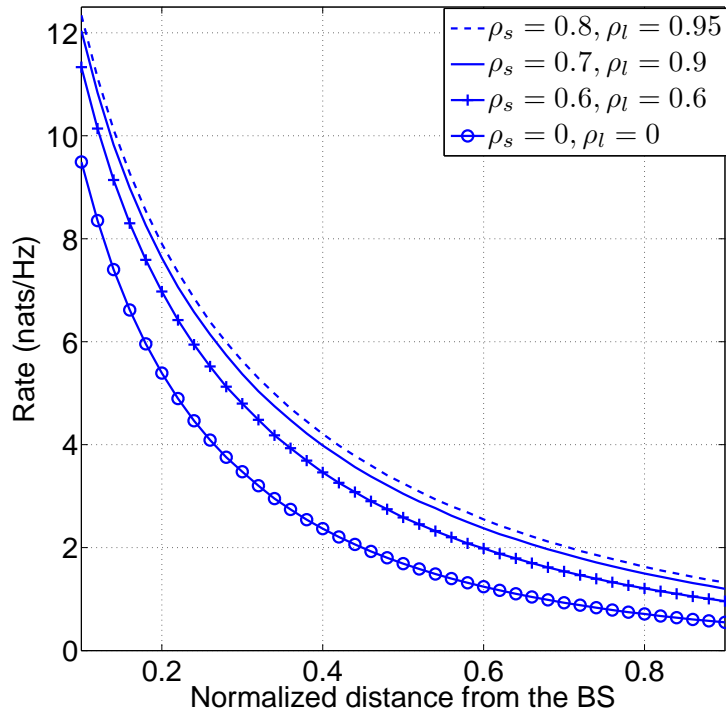


Fig. 5: rate of MU-MIMO for different value of correlation coefficients. Here $m = 1, \sigma_{dB} = 10dB, m_i = 1, \alpha = 2.5$

one wants to use the antennas at the receiver for diversity gain or interference cancellation depending on the information available about interferers correlation. Note that interferers from adjacent sector of a BS will definitely be correlated [1]–[6]. We believe that this correlation should be exploited, since the analysis shows that knowledge of correlation will lead to higher coverage probability and rate.

VII. CONCLUSIONS

In this work, the coverage probability have been compared analytically for following two cases: (a) User channel experiences Nakagami- m fading and interferers experience η - μ fading. (b) Interferers being correlated where the correlation is specified by a correlation matrix. We have shown that the coverage probability in correlated interferer case is higher than that of the independent case, when the user channel's shape parameter is lesser than or equal to one, and the interferers have Nakagami- m fading with arbitrary parameters. Further, rate have been compared when both user channel and interferers experience η - μ fading. It has been shown that positive

correlation among the interferers always increases the rate. We have also taken into account the large scale fading component in our analysis. The impact of correlation seems even more pronounced in the presence of shadow fading. Moreover, MU-MIMO system is considered and it has been shown that the impact of correlation among interferers is significant on MU-MIMO. Our results indicate that if the user is aware of the interferers correlation matrix then it can exploit it since the correlated interferers behave like partially aligned interferers. This means that if the user is aware of the correlation then one may be able to obtain a rate equivalent to a 1×2 system in a 1×1 system depending on the correlation matrix structure. Extensive simulations were performed and these match with the theoretical results.

APPENDIX

PROOF OF THEOREM 6

The coverage probability expressions for the scenario when interferers are independent and the scenario when interferers are correlated are given as follows (given in (19) and (15), respectively).

$$C_p(r) = K F_D^{(N)} \left[1 - m, m_c, \dots, m_c; Nm_c + 1; \frac{1}{Tr^\alpha \lambda_1 m + 1}, \dots, \frac{1}{Tr^\alpha \lambda_N m + 1} \right] \quad (39)$$

$$\hat{C}_p(r) = \hat{K} F_D^{(N)} \left[1 - m, m_c, \dots, m_c; Nm_c + 1; \frac{1}{Tr^\alpha m \hat{\lambda}_1 + 1}, \dots, \frac{1}{Tr^\alpha m \hat{\lambda}_N + 1} \right] \quad (40)$$

where $K = \frac{\Gamma(Nm_c+m)}{\Gamma(Nm_c+1)} \frac{1}{\Gamma(m)} \prod_{i=1}^N \left(\frac{1}{Tr^\alpha m \lambda_i + 1} \right)^{m_c}$ and $\hat{K} = \frac{\Gamma(Nm_c+m)}{\Gamma(Nm_c+1)} \frac{1}{\Gamma(m)} \prod_{i=1}^N \left(\frac{1}{Tr^\alpha m \hat{\lambda}_i + 1} \right)^{m_c}$. From Theorem 5 it is clear that $\hat{K} > K$. Now, we need to compare the Lauricella's function of the fourth kind of (39) and (40). Here, for comparison we use the series expression for $F_D(\cdot)$. We expand the series expression for the Lauricella's function of the fourth kind in the following form:

$$\begin{aligned} F_D^{(N)}[a, b, \dots, b; c; x_1, \dots, x_N] = & 1 + K_{1,1} \sum_{i=1}^N x_i + K_{2,1} \sum_{i=1}^N x_i^2 + K_{2,2} \sum_{1 \leq i < j \leq N} x_i x_j + K_{3,1} \sum_{i=1}^N x_i^3 \\ & + K_{3,2} \sum_{i,j=1, s.t. i \neq j}^N x_i^2 x_j + K_{3,3} \sum_{1 \leq i < j < k \leq N} x_i x_j x_k + \dots \quad (41) \end{aligned}$$

where $K_{1,1} = \frac{(a)_1 (b)_1}{(c)_1 1!}$, $K_{2,1} = \frac{(a)_2 (b)_2}{(c)_2 2!}$, $K_{2,2} = \frac{(a)_2 (b)_1 (b)_1}{(c)_2 1! 1!}$, $K_{3,1} = \frac{(a)_3 (b)_3}{(c)_3 3!}$, $K_{3,2} = \frac{(a)_3 (b)_2 (b)_1}{(c)_3 2! 1!}$, $K_{3,3} = \frac{(a)_3 (b)_1 (b)_1 (b)_1}{(c)_3 1! 1! 1!}$ and so on.

Hence the coverage probability for independent case given in (39) can be written as

$$\begin{aligned}
C_p(r) = & K \left[1 + K_{1,1} \sum_{i=1}^N \left(\frac{1}{Tr^{\alpha m \lambda_i + 1}} \right) + K_{2,1} \sum_{i=1}^N \left(\frac{1}{Tr^{\alpha m \lambda_i + 1}} \right)^2 + K_{3,1} \sum_{i=1}^N \left(\frac{1}{Tr^{\alpha m \lambda_i + 1}} \right)^3 + \right. \\
& K_{2,2} \sum_{1 \leq i < j \leq N} \left(\frac{1}{Tr^{\alpha m \lambda_i + 1}} \right) \left(\frac{1}{Tr^{\alpha m \lambda_j + 1}} \right) + K_{3,2} \sum_{i,j=1, s.t. i \neq j}^N \left(\frac{1}{Tr^{\alpha m \lambda_i + 1}} \right)^2 \left(\frac{1}{Tr^{\alpha m \lambda_j + 1}} \right) + \\
& \left. K_{3,3} \sum_{1 \leq i < j < k \leq N} \left(\frac{1}{Tr^{\alpha m \lambda_i + 1}} \right) \left(\frac{1}{Tr^{\alpha m \lambda_j + 1}} \right) \left(\frac{1}{Tr^{\alpha m \lambda_k + 1}} \right) + \dots \right] \quad (42)
\end{aligned}$$

Similarly, for the correlated case the coverage probability given in (40) can be written as

$$\begin{aligned}
\hat{C}_p(r) = & \hat{K} \left[1 + K_{1,1} \sum_{i=1}^N \left(\frac{1}{Tr^{\alpha m \hat{\lambda}_i + 1}} \right) + K_{2,1} \sum_{i=1}^N \left(\frac{1}{Tr^{\alpha m \hat{\lambda}_i + 1}} \right)^2 + K_{3,1} \sum_{i=1}^N \left(\frac{1}{Tr^{\alpha m \hat{\lambda}_i + 1}} \right)^3 + \right. \\
& K_{2,2} \sum_{1 \leq i < j \leq N} \left(\frac{1}{Tr^{\alpha m \hat{\lambda}_i + 1}} \right) \left(\frac{1}{Tr^{\alpha m \hat{\lambda}_j + 1}} \right) + K_{3,2} \sum_{i,j=1, s.t. i \neq j}^N \left(\frac{1}{Tr^{\alpha m \hat{\lambda}_i + 1}} \right)^2 \left(\frac{1}{Tr^{\alpha m \hat{\lambda}_j + 1}} \right) + \\
& \left. K_{3,3} \sum_{1 \leq i < j < k \leq N} \left(\frac{1}{Tr^{\alpha m \hat{\lambda}_i + 1}} \right) \left(\frac{1}{Tr^{\alpha m \hat{\lambda}_j + 1}} \right) \left(\frac{1}{Tr^{\alpha m \hat{\lambda}_k + 1}} \right) + \dots \right] \quad (43)
\end{aligned}$$

Here $K_{1,1} = \frac{(1-m)_1(m_c)_1}{(Nm_c+1)_1!}$, $K_{2,1} = \frac{(1-m)_2(m_c)_2}{(Nm_c+1)_2!}$, $K_{2,2} = \frac{(1-m)_2(m_c)_1(m_c)_1}{(Nm_c+1)_2!1!}$, $K_{3,1} = \frac{(1-m)_3(m_c)_3}{(Nm_c+1)_3!}$, $K_{3,2} = \frac{(1-m)_3(m_c)_2(m_c)_1}{(Nm_c+1)_3!1!}$, $K_{3,3} = \frac{(1-m)_3(m_c)_1(m_c)_1(m_c)_1}{(Nm_c+1)_3!1!1!}$ and so on. Note that here $K_{i,j}$ are the same for both $C_p(r)$ and $\hat{C}_p(r)$. Now, we want to show that each summation term in the series expression is a Schur-convex function.

Each summation term in the series expression is symmetrical due to the fact that any two of its argument can be interchanged without changing the value of the function. We have already shown that $\prod_{i=1}^N \left(\frac{1}{1+kx_i} \right)^a$ is a convex function $\forall x_i \geq 0$ and $\forall a > 0$. Now, the terms in the summation terms in (42) and (43) are of the form $\prod_{i=1}^M \left(\frac{1}{1+kx_i} \right)^{a_i}$ where $M \leq N$. Using Theorem 2 (given in Section II), one can show that each term of each summation term is a convex function. Using the fact that convexity is preserved under summation one can show that each summation term is a convex function. Thus, each summation term in series expression is a Schur-convex function.

Now we consider following two cases.

Case I when $m < 1$: Since $m < 1$, so $1-m > 0$ and hence all the constant $K_{i,j} > 0 \forall i, j$. Each summation term in series expression of coverage probability for correlated case is greater than or equal to the corresponding summation term in the series expression of coverage probability for independent case. Thus, if user channel's shape parameter $m < 1$ then coverage probability of correlated case is greater than or equal to the coverage probability for independent case.

Case II when $m > 1$: Since $m > 1$, then $1 - m < 0$ and hence $K_{i,j} < 0 \forall i \in 2|\mathbb{Z}| + 1$ and $\forall j$ where set \mathbb{Z} denote the integer number, due to the fact that $(a)_N < 0$ if $a < 0$ and $N \in 2|\mathbb{Z}| + 1$. Whereas, $K_{i,j} > 0 \forall i \in 2|\mathbb{Z}|$ and $\forall j$ due of the fact that $(a)_N > 0$ if $a < 0$ and $N \in 2|\mathbb{Z}|$. Thus, if $m > 1$, we cannot state whether the coverage probability of one case is greater than or lower than the other case.

REFERENCES

- [1] V. Graziano, "Propagation Correlations at 900 MHz," *IEEE Transactions on Vehicular Technology*, vol. 27, no. 4, pp. 182–189, 1978.
- [2] H. Arnold, D. Cox, and R. Murray, "Macroscopic diversity performance measured in the 800-MHz portable radio communications environment," *IEEE Transactions on Antennas and Propagation*, vol. 36, no. 2, pp. 277–281, Feb 1988.
- [3] G. Hess and S. Gilbert, "Shadowing variability in an urban land mobile environment at 900 MHz," *Electronics Letters*, vol. 26, no. 10, pp. 646–648, May 1990.
- [4] M. Gudmundson, "Correlation model for shadow fading in mobile radio systems," *Electronics Letters*, vol. 27, no. 23, pp. 2145–2146, Nov 1991.
- [5] R. Stevens and I. Dilworth, "Mobile radio shadowing loss variability and co-channel signal correlation at 452 MHz," *Electronics Letters*, vol. 32, no. 1, pp. 16–17, Jan 1996.
- [6] E. Perahia, D. Cox, and S. Ho, "Shadow Fading Cross Correlation Between Basestations," in *IEEE VTS 53rd Vehicular Technology Conference, 2001. VTC 2001 Spring.*, vol. 1, 2001, pp. 313–317 vol.1.
- [7] 3GPP, "Further Advancements for E-UTRA Physical Layer Aspects (release 9)," *3GPP TR 36.814 V9.0.0 (2010-03)*, 2010.
- [8] S. Szyszkwicz, H. Yanikomeroglu, and J. Thompson, "On the Feasibility of Wireless Shadowing Correlation Models," *IEEE Transactions on Vehicular Technology*, vol. 59, no. 9, pp. 4222–4236, 2010.
- [9] F. Graziosi and F. Santucci, "A General Correlation Model for Shadow Fading in Mobile Radio Systems," *IEEE Communications Letters*, vol. 6, no. 3, pp. 102–104, 2002.
- [10] D. Morales-Jimenez, J. Paris, and A. Lozano, "Outage Probability Analysis for MRC in η - μ Fading Channels with Co-Channel Interference," *IEEE Communications Letters*, vol. 16, no. 5, pp. 674–677, May 2012.
- [11] J. F. Paris, "Outage Probability in η - μ/η - μ and κ - μ/η - μ Interference-Limited Scenarios," *IEEE Transactions on Communications*, vol. 61, no. 1, pp. 335–343, 2013.
- [12] N. Ermolova and O. Tirkkonen, "Outage Probability Analysis in Generalized Fading Channels with Co-Channel Interference and Background Noise: η - μ/η - μ , η - μ/κ - μ , and κ - μ/η - μ ; Scenarios," *IEEE Transactions on Wireless Communications*, vol. 13, no. 1, pp. 291–297, January 2014.
- [13] K. P. Peppas, "Dual-Hop Relaying Communications with Cochannel Interference Over η - μ Fading Channels," *IEEE Trans. on Veh. Technol.*, vol. 62, no. 8, pp. 4110–4116, Oct 2013.
- [14] S. Kumar, G. Chandrasekaran, and S. Kalyani, "Analysis of outage probability and capacity for κ - μ/η - μ faded channel," *IEEE Communications Letters*, vol. 19, no. 2, pp. 211–214, Feb 2015.
- [15] S. Kumar and S. Kalyani, "Coverage probability and rate for κ - μ/η - μ fading channels in interference-limited scenarios," *IEEE Transactions on Wireless Communications*, vol. 14, no. 11, pp. 6082–6096, Nov 2015.
- [16] —, "Impact of correlated interferers on coverage and rate of ffr and sfr schemes," *IEEE Transactions on Vehicular Technology*, vol. 65, no. 1, pp. 434–440, Jan 2016.

- [17] S. Menon and S. Kalyani, "SER for Optimal Combining in the Presence of Multiple Correlated Co-Channel Interferers," *IEEE Communications Letters*, vol. 19, no. 11, pp. 2033–2036, Nov 2015.
- [18] J. Abrahams and M. J. Lipman, "Relative uniformity of sources and the comparison of optimal code costs," *IEEE Transactions on Information Theory*, vol. 39, no. 5, pp. 1695–1697, Sep 1993.
- [19] F. Cicalese and U. Vaccaro, "Supermodularity and subadditivity properties of the entropy on the majorization lattice," *IEEE Transactions on Information Theory*, vol. 48, no. 4, pp. 933–938, Apr 2002.
- [20] —, "Bounding the average length of optimal source codes via majorization theory," *IEEE Transactions on Information Theory*, vol. 50, no. 4, pp. 633–637, April 2004.
- [21] H. Witsenhausen, "Some aspects of convexity useful in information theory," *IEEE Transactions on Information Theory*, vol. 26, no. 3, pp. 265–271, May 1980.
- [22] F. Cicalese, L. Gargano, and U. Vaccaro, "A note on approximation of uniform distributions from variable-to-fixed length codes," *IEEE Transactions on Information Theory*, vol. 52, no. 8, pp. 3772–3777, Aug 2006.
- [23] T. Samarasinghe, H. Inaltekin, and J. Evans, "Optimal selective feedback policies for opportunistic beamforming," *IEEE Transactions on Information Theory*, vol. 59, no. 5, pp. 2897–2913, May 2013.
- [24] C. Tepedelenioglu, A. Rajan, and Y. Zhang, "Applications of stochastic ordering to wireless communications," *IEEE Transactions on Wireless Communications*, vol. 10, no. 12, pp. 4249–4257, December 2011.
- [25] A. Rajan and C. Tepedelenioglu, "A representation for the symbol error rate using completely monotone functions," *IEEE Transactions on Information Theory*, vol. 59, no. 6, pp. 3922–3931, June 2013.
- [26] —, "Stochastic ordering of fading channels through the shannon transform," *IEEE Transactions on Information Theory*, vol. 61, no. 4, pp. 1619–1628, April 2015.
- [27] B. Dulek, "Comments on "a representation for the symbol error rate using completely monotone functions"," *IEEE Transactions on Information Theory*, vol. 60, no. 2, pp. 1367–1370, Feb 2014.
- [28] V. A. Aalo, "Performance of Maximal-Ratio Diversity Systems in a Correlated Nakagami-Fading Environment," *IEEE Transactions on Communications*, vol. 43, no. 8, pp. 2360–2369, Aug 1995.
- [29] A. W. Marshall, I. Olkin, and B. Arnold, *Inequalities: Theory of Majorization and Its Applications*. Springer, 2011.
- [30] M. Shaked and J. Shanthikumar, *Stochastic Orders*, ser. Springer Series in Statistics. Physica-Verlag, 2007. [Online]. Available: <http://books.google.co.in/books?id=rPiToBK2rwwC>
- [31] R. Kaas, M. Goovaerts, J. Dhaene, and M. Denuit, *Modern Actuarial Risk Theory*. Springer, 2001, vol. 328.
- [32] M. Yacoub, "The κ - μ Distribution and the η - μ Distribution," *IEEE Antennas and Propagation Magazine*, vol. 49, no. 1, pp. 68–81, Feb 2007.
- [33] H. Exton, *Multiple Hypergeometric Functions and Applications*, ser. Ellis Horwood series in mathematics and its applications. Ellis Horwood, 1976.
- [34] K. Peppas, F. Lazarakis, A. Alexandridis, and K. Dangakis, "Error Performance of Digital Modulation Schemes with MRC Diversity Reception Over η - μ Fading Channels," *IEEE Trans. on Wireless Commun.*, vol. 8, no. 10, pp. 4974–4980, October 2009.
- [35] S.L. Lauritzen, "Exchangeable Rasch Matrices," *Rendiconti di Matematica, Serie VII*, 28, Roma, 83-95., 2008.
- [36] "Coordinated Multipoint Operation for LTE Physical Layer Aspects (release 11)," *3GPP TR 36.819 V11.0.0 (2011-09)*, 2011.
- [37] D. Lewinski, "Nonstationary Probabilistic Target and Clutter Scattering Models," *IEEE Transactions on Antennas and Propagation*, vol. 31, no. 3, pp. 490–498, 1983.

- [38] S. Al-Ahmadi and H. Yanikomeroglu, "On the Approximation of the Generalized K Distribution by a Gamma Distribution for Modeling Composite Fading Channels," *IEEE Transactions on Wireless Communications*, vol. 9, no. 2, pp. 706–713, 2010.
- [39] —, "On the Statistics of the Sum of Correlated Generalized-K RVs," in *2010 IEEE International Conference on Communications (ICC)*, 2010, pp. 1–5.
- [40] J. Reig, "Performance of Maximal Ratio Combiners Over Correlated Nakagami-m Fading Channels with Arbitrary Fading Parameters," *IEEE Transactions on Wireless Communications*, vol. 7, no. 5, pp. 1441–1444, 2008.
- [41] D. Tse and P. Viswanath, *Fundamentals of wireless communication*. Cambridge university press, 2005.