

# TensorLayer: A Versatile Library for Efficient Deep Learning Development

Hao Dong, Akara Supratak, Luo Mai, Fangde Liu, Axel Oehmichen, Simiao Yu, Yike Guo

Imperial College London

## Abstract

Deep learning has enabled major advances in the fields of computer vision, natural language processing, and multimedia among many others. Developing a deep learning system is arduous and complex, as it involves constructing neural network architectures, managing training/trained models, tuning optimization process, preprocessing and organizing data, etc. TensorLayer is a versatile Python library that aims at helping researchers and engineers efficiently develop deep learning systems. It offers rich abstractions for neural networks, model and data management, and parallel workflow mechanism. While boosting efficiency, TensorLayer maintains both performance and scalability. TensorLayer was released in September 2016 on GitHub, and has helped people from academia and industry develop real-world applications of deep learning.

## 1 Introduction

Deep learning has been shown effective for addressing computer vision tasks (e.g., object recognition [22] and image generation [26]) using convolution neural networks (CNN), natural language understanding using recurrent neural networks (RNN) [23] and machine strategic thinking using deep reinforcement learning (DRL) [24]. Such successful and impactful applications spawn many deep learning frameworks including TensorFlow [1], MXNet [7], Torch [9] and CNTK [27].

Developing a deep learning system typically starts with finding a neural network architecture that performs best. This architecture consists of stacked neuron layers such as dropout [28], batch normalization [19], CNN and RNN. By leveraging layer implementations from open source libraries including Caffe [20], Keras [8], Theano [6], Sonnet [11] and TFLearn [10], developers are able to rapidly experiment different network architectures.

Recent advances in deep learning have made the development process increasingly interactive [3]. This transition has important implications for developers. Firstly, datasets are becoming malleable. A malleable dataset is useful for learning systems that have feedback loops, e.g., DRL and deep active learning [13], where both training samples and models can be iteratively augmented. Secondly, models

are becoming dynamic. In complex cognitive systems, varied inputs can activate different layers in a deep neural network, e.g., dynamic neural networks [4] and generative adversarial networks (GANs) [26], in order to trigger various cognitive behaviours. Finally, learning is becoming continuous. New training samples, human insights, and operation experiences can consistently emerge even after deployment. The ability of updating a model and tracking its changes thus becomes necessary.

Traditional wisdoms treat above transitions isolated and make developers tackle them independently. Therefore, developers have to spend massive development cycles on integrating components for building neural networks, managing model life-cycles, organizing data, adjusting system parallelism, etc. This integration step can significantly impair the efficiency of developing a deep learning system. In this paper, we present an integrated development approach where the operations towards neural networks, model life-cycles, parallel computations, and failure handling shall be abstracted and supported within an unified environment. This environment does not intend to create library lock-in. Instead, it aims at adopting a modular design that allows developers to flexibly leverage respective modules.

TensorLayer is the product of a community effort to achieve this vision. It is a versatile Python library that provides various modules to simplify the development of deep learning systems. Specifically, it contains: (1) a *layer* module that offers numerous reference neuron layers that can help developers to rapidly build deep neural networks, (2) a *model* module that enables managing and tracking model life-cycles, (3) a *dataset* module that provides an unified representation for training data to be used by offline and online learning systems, and (4) a *workflow* module that supports failure-resilient asynchronous training plans.

TensorLayer implementation is optimized for performance and scalability. It adopts TensorFlow as the distributed training and inference backend. Delegation into TensorFlow exhibits negligible overhead. In addition, TensorLayer uses MongoDB as the storage backend. To realize a malleable dataset abstraction, TensorLayer introduces a stream controller. This controller automatically batches results returned from dataset definition queries and respectively spawns training tasks for those batches

of data. For handling large training samples like videos, TensorLayer uses GridFS as a blob store, and makes MongoDB act as an indexer for efficient sample selection. Finally, TensorLayer implements an agent pub-sub system to achieve asynchronous training workflow. According to their roles in training, agents can be placed onto various kinds of machines and subscribe to tasks queues controlled by an agent master. These queues are persisted in MongoDB to ensure that failed tasks to be replayed.

TensorLayer was released on Github <sup>1</sup> in September 2016, and has become one of the most popular deep learning libraries [14]. By July 2017, it has received more than 1900 stars and has formed an active development community. We demonstrate its usability through selected real-world applications, where TensorLayer are used to implement DRL, GANs, model cross-validation and hyper parameter optimization [5]. These applications were previously challenging to develop and typically requires heavy development effort for integrating storage, fault-tolerance, computations and cluster management components. The use of TensorLayer significantly increases their development efficiency.

Compared with Keras and TFLearn, TensorLayer provides not only the high-level layer abstraction, but also an end-to-end workflow including rich data pre-processing, training, post-processing, serving modules and database management, which helps developers build the entire learning system from experimental prototype to production.

## 2 Architecture

We describe the architecture of TensorLayer in Figure 1. A deep learning developer writes a multimedia application with the help of functions from TensorLayer. These functions range from providing and importing layer implementations, to building neural networks, to managing model life-cycles, to creating online or offline datasets, and to writing training plans. These functions are grouped into four modules: layer, network, dataset, and workflow. In the following, we describe these modules, respectively.

### 2.1 Layer Module

Layers are the core bricks of a neural network. TensorLayer provides a layer module that includes numerous reference layer implementations, such as CNN, RNN, dropout, dropconnect, batch normalization and many others. Layers are stacked to create a neural network in a declarative fashion, similar to Lasagne [12]. Each layer is given an unique key for helping developers achieve fine-grained parameter sharing among layers. The networks are delegated to TensorFlow for training and evaluation. TensorLayer perfectly inherits the abilities from TensorFlow to run on hybrid and distributed platforms.

<sup>1</sup><https://github.com/zsdonghao/tensorlayer>

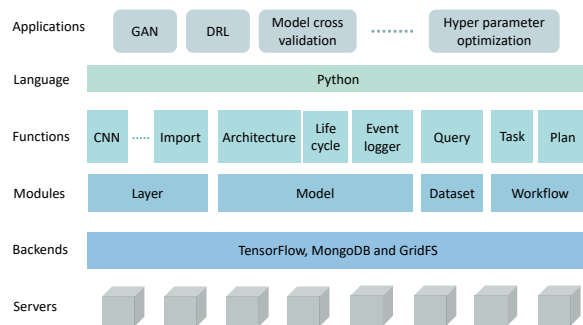


Figure 1: TensorLayer architecture.

Table 1: TensorLayer (TL) and TensorFlow (TF) benchmark.

	CIFAR-10	PTB LSTM	Word2vec
TL	2528 images/s	18063 words/s	58167 words/s
TF	2530 images/s	18075 words/s	58181 words/s

Layers can be flexibly customized and composed. They can be embedded with controlled parameters or user-defined functions that are lazily evaluated within TensorFlow to adjust training behaviours. This transparency design is favoured by TensorLayer users, in particular when they are addressing domain-specific problems that require deeply customized models. In addition, to ease migration, TensorLayer allows importing external layer and network implementations from other TensorFlow wrappers such as Keras, TFLearn and TFSlim.

A concern towards TensorLayer is the overhead of layer delegation. To investigate this, we compared the training throughput of classic models [29] using TensorLayer and native TensorFlow implementations on a Titan X Pascal GPU. Table 1 shows that TensorLayer exhibits negligible overhead in all tested models.

### 2.2 Model Module

Model is the logical representation of a self-contained functional unit, and can be trained, evaluated and deployed in production. Each model has an unique architecture, with different versions or states (i.e., weights) that can be persisted, cached and reloaded. Compared to other storage providers such as HBase or MySQL, MongoDB is easy-to-use, out-of-box deployable, and provides modest processing throughput for unstructured objects that comprise the major proportion of data in deep learning systems.

### 2.3 Dataset Module

The dataset module is used for managing training samples and prediction results. Samples and results are organized as documents stored in MongoDB. Each document contains a unique key, sample, label and user-defined tags. Datasets are specified by queries that carry tag conditions. They are

views of stored data, and thus do not cost extra storage.

A dataset is malleable and can be appended during training. This provides a general *streaming* abstraction that unifies the representation of offline and online datasets. TensorLayer automatically batches results returned by a dataset query, and creates a corresponding training task for the batch of data. A model’s states are cached in memory and later reloaded among batches. Hence, online and offline learning applications are seamlessly supported.

TensorLayer optimizes dataset performance thoroughly. Firstly, TensorLayer creates indexes for frequently visited tags to accelerate row selection. Secondly, datasets can be cached locally and partitioned to distribute workloads. Thirdly, chunky data are compressed and sent in batches to improve I/O efficiency. Last but not least, in addressing big blobs such as videos, TensorLayer adopts GridFS as the blob store. In such a case, the rows in MongoDB carry pointers to the locations of sample blobs in GridFS. This two-layer storage architecture is transparent to developers.

## 2.4 Workflow Module

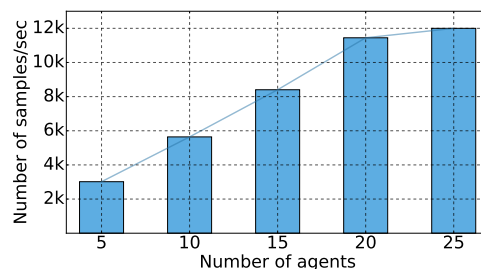
The workflow module provides task abstraction to enable fault-tolerant asynchronous training. A training task is uniquely identified by 3-tuple: an input dataset key, a model key, and an output dataset key. It is inserted into a task queue subscribed by an agent. An agent can perform CPU / GPU training task or any user-defined function written in Python. Task completion messages are published onto a notification queue subscribed by an agent master. This pub-sub system is naturally asynchronous. Multiple tasks can form a training plan to be scheduled by the master. Queues are persisted in the storage backend to ensure that failed tasks are replayed.

The workflow module simplifies the implementation of model group operations and learning systems that involves asynchronous feedback loops in operation. It is also useful for complex cognitive systems that have training dependency among components. For example, the developer of an image captioning system [25] first trained a CNN to understand the context of images, and then trained a RNN decoder to generate description based on recognized context. This example thus forms a two-stage asynchronous training plan that can be supported by TensorLayer.

## 3 Applications

This section presents a comprehensive study of deep learning applications that can benefit from using TensorLayer in terms of development efficiency. Relevant source code is publicly available on Github <sup>2</sup>.

**Generative adversarial networks.** GANs have become a popular deep learning based generative framework for multimedia tasks. The discriminator network of GANs




**Figure 2:** Training throughput vs. number of agents used for generating training samples.

has two source inputs, which is different from common deep learning architectures. TensorLayer enables developers to efficiently construct network architectures of GANs, and control the dynamics of a training process, and achieve parameter optimization. We take DCGAN [26], an image generation network, as an instance to evaluate the helpfulness of TensorLayer. While achieving identical training efficiency, TensorLayer implementation has 187 lines of code (LOC), which is 75% smaller than the published TensorFlow implementation (746 LOC).

**Deep reinforcement learning.** A DRL application is a great example that showcases a joint usage of the layer, model, dataset and workflow modules. Specifically, developers can use TensorLayer to build a DRL model, manage model’s states between iterations, and create training data that will be constantly generated by concurrent game players. To demonstrate this, we implement a distributed asynchronous DRL system in a cluster that has 10 Gbps connectivity. The system trains an agent for playing Atari pong game [21] on a GTX 980 GPU. The trainer keeps receiving samples (i.e., observations, actions and rewards) from game players simulated by TensorLayer agents. Trained network models are shared with all players via the model module of TensorLayer. Figure 2 illustrates the scalability of TensorLayer in powering such a system. The training throughput is linearly increasing with more joining agents, until it reaches the maximum capacity of the GPU.

**Hyper parameter optimization and cross-validation.** These two machine learning jobs are necessary for domain-specific problems, e.g., medical signal processing [2], which usually do not have universally effective models. Hence, they help developers explore various models and evaluate their performance. Previously, they were implemented using ad-hoc components. These implementations incurred high maintenance cost, and reduced task efficiency due to the cross-component overhead (e.g., serialization and network transfer). Integrating them with TensorLayer significantly reduces the development and maintenance complexity. In addition, experiment results show that TensorLayer can gently increase task parallelism while only incurring low memory and I/O overhead within

<sup>2</sup>[https://github.com/akaraspt/tl\\_paper](https://github.com/akaraspt/tl_paper)



**Figure 3:** Highlighted TensorLayer applications.

the shared data infrastructure.

**More applications.** There are many more applications that have benefited from using TensorLayer. We highlight a few of them here: multi-model research [16], image transformation [17, 18], and medical signal processing [2, 15]. Their results are illustrated in Figure 3.

## 4 Availability

TensorLayer is open sourced under the license of Apache 2.0. It can be used in Linux, Mac OS and Windows environments. To help user bootstrap, it provides thorough documentation, rich tutorials and massive examples such as VGG, ResNet, text generation, GANs, etc.

## 5 Acknowledge

We would like to thank TensorLayer Open Source Community for active contributions and Biye Jiang from University of California, Berkeley for helpful suggestions.

## References

- [1] M. Abadi, P. Barham, J. Chen, et al. Tensorflow: A system for large-scale machine learning. In *Usenix OSDI*, 2016. 1
- [2] S. Akara, D. Hao, W. Chao, and G. Yike. Deepsleepnet: a model for automatic sleep stage scoring based on raw single-channel eeg. *arXiv*, 2017. 3, 4
- [3] S. Amershi, M. Cakmak, W. B. Knox, and T. Kulesza. Power to the people: The role of humans in interactive machine learning. *AI Magazine*, 2014. 1
- [4] J. Andreas, M. Rohrbach, T. Darrell, and D. Klein. Neural module networks. *CVPR*, 2016. 1
- [5] J. Bergstra and Y. Bengio. Random search for hyperparameter optimization. *JMLR*, 2012. 2
- [6] J. Bergstra, O. Breuleux, et al. Theano: A cpu and gpu math compiler in python. Technical report, 2010. 1
- [7] T. Chen, M. Li, Y. Li, M. Lin, et al. Mxnet: A flexible and efficient machine learning library for heterogeneous distributed systems. *NIPS Workshop*, 2015. 1
- [8] F. Chollet. Keras. <https://github.com/fchollet/keras>, 2015. 1
- [9] R. Collobert, S. Bengio, et al. Torch: a modular machine learning software library. Technical report, 2002. 1
- [10] A. Damien et al. Tflern. <https://github.com/tflern/tflern>, 2016. 1
- [11] Deepmind. Sonnet. <https://github.com/deepmind/sonnet>, 2017. 1
- [12] S. Dieleman, J. Schläijter, et al. Lasagne. <https://github.com/Lasagne/Lasagne>, 2015. 2
- [13] Y. Gal, R. Islam, and Z. Ghahramani. Deep bayesian active learning with image data. *arXiv*, 2017. 1
- [14] Github. Machine learning repository review ranking. <https://githubreviews.com/explore/machine-learning/deep-learning>, 2017. 2
- [15] D. Hao, Y. Guang, L. Fangde, et al. Automatic brain tumor detection and segmentation using u-net based fully convolutional networks. *MIUA*, 2017. 4
- [16] D. Hao, Z. Jingqing, et al. I2t2i: Learning text to image synthesis with textual data augmentation. *ICIP*, 2017. 4
- [17] D. Hao, N. Paarth, et al. Unsupervised image-to-image translation with generative adversarial networks. *arXiv*, 2017. 4
- [18] D. Hao, Y. Simiao, et al. Semantic image synthesis via adversarial learning. *ICCV*, 2017. 4
- [19] S. Ioffe and C. Szegedy. Batch normalization: Accelerating deep network training by reducing internal covariate shift. *arXiv*, 2015. 1
- [20] Y. Jia, E. Shelhamer, J. Donahue, et al. Caffe: Convolutional architecture for fast feature embedding. In *ACM Multimedia*, 2014. 1
- [21] A. Karpathy. Deep reinforcement learning: Pong from pixels. <http://karpathy.github.io/2016/05/31/rl/>, 2016. 3
- [22] A. Krizhevsky et al. Imagenet classification with deep convolutional neural networks. In *NIPS*, 2012. 1
- [23] T. Mikolov, M. Karafiát, et al. Recurrent neural network based language model. In *Interspeech*, 2010. 1
- [24] V. Mnih, K. Kavukcuoglu, et al. Human-level control through deep reinforcement learning. *Nature*, 2015. 1
- [25] V. Oriol, T. Alexander, et al. Show and Tell: A Neural Image Caption Generator. *CVPR*, 2015. 3
- [26] A. Radford, L. Metz, and S. Chintala. Unsupervised Representation Learning with Deep Convolutional Generative Adversarial Networks. In *ICLR*, 2016. 1, 3
- [27] F. Seide and A. Agarwal. Cntk: Microsoft’s open-source deep-learning toolkit. In *SIGKDD*, 2016. 1
- [28] N. Srivastava, G. E. Hinton, A. Krizhevsky, et al. Dropout: a simple way to prevent neural networks from overfitting. *JMLR*, 2014. 1
- [29] TensorFlow. Tensorflow tutorials. <https://www.tensorflow.org/tutorials/>, 2017. 2