

Optimal Timing in Dynamic and Robust Attacker Engagement During Advanced Persistent Threats

Jeffrey Pawlick
NYU Tandon School of Engr.
5 MetroTech Center
Brooklyn, NY, USA
jpawlick@nyu.edu

Thi Thu Hang Nguyen
LAAS-CNRS
7 Avenue du Colonel Roche
31077 Toulouse, France
tthnguye@laas.fr

Quanyan Zhu
NYU Tandon School of Engr.
5 MetroTech Center
Brooklyn, NY, USA
quanyan.zhu@nyu.edu

ABSTRACT

Advanced persistent threats (APTs) are stealthy attacks which make use of social engineering and deception to give adversaries insider access to networked systems. Against APTs, active defense technologies aim to create and exploit information asymmetry for defenders. In this paper, we study a scenario in which a powerful defender uses honeypots for active defense in order to observe an attacker who has penetrated the network. Rather than immediately eject the attacker, the defender may elect to gather information. We introduce a Markov decision process on a continuous state space in order to model the defender's problem. We find a threshold of information that the defender should gather about the attacker before ejecting him. Then we study the robustness of this policy using a Stackelberg game. Our results provide a quantitative foundation for studying optimal timing for attacker engagement in network defense.

Keywords

Network security, advanced persistent threats, lateral movement, attacker engagement, Markov decision process, Stackelberg game

1. INTRODUCTION

Traditional cybersecurity techniques such as firewall defense and role-based access control have been shown to be insufficient against advanced and persistent threats (APTs). Recent breaches of the Democratic National Committee [9] and the U.S. Office of Personal Management [2] have highlighted that advanced (possibly state-sponsored) actors are capable of undermining these defenses through social engineering and zero-day exploits. Using techniques such as spear-phishing or direct physical access (as in, for instance, the Stuxnet attacks [12]), intruders establish themselves within a network. Then they leverage footholds within the network to escalate privileges and move towards a target asset.

1.1 Active Cyber Defense and Honeynets

Traditional passive cyber defenses struggle to overcome information asymmetry which works in favor of attackers. The U.S. Department of Defense has defined *active cyber defense* as “synchronized, real-time capability to discover, detect, analyze, and mitigate threats and vulnerabilities...

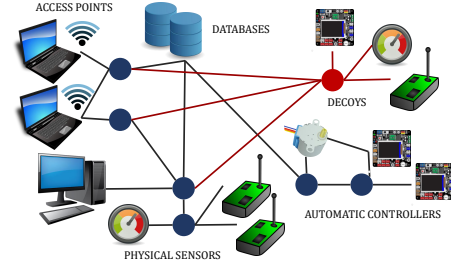


Figure 1: An example of a honeynet employed in a process control network. Normal nodes consist of routers, databases, sensors, automatic controllers, and actuators. At the top right, a honeynet disguised as a set of sensors and controllers records activity in order to learn about attackers who have penetrated the network.

using sensors, software, and intelligence...” [6]. These techniques attempt to investigate attackers as well as use defensive deception in order to manipulate the beliefs of the adversary [8].

Honeynets and *virtual attack surfaces* are emerging techniques which accomplish both purposes. They create false network views for an attacker in order to lure the attacker into a designated part of a network where he can be contained and observed within a controlled environment [1]. Engaging with an attacker in order to gather information allows defenders to update their threat models and develop more effective defenses. Figure 1 gives a conceptual example of a honeypot placed within a process control network within critical infrastructure or a SCADA¹ system.

1.2 Timing in Attacker Engagement

Of course, engaging an attacker discovered in a network comes at the risk of added exposure. This gives rise to an interesting trade-off between information gathering and short-term security. How long should administrators allow an attacker to remain in a honeypot before ejecting the attacker? How long should they attempt to lure an attacker from an operational system to a honeypot? Our work focuses specifically on these questions of timing.

1.3 Contributions

We made the following principle contributions:

1. We introduce a Markov decision process to model at-

¹Secure Control and Data Acquisition

tacker lateral movement constrained by a defender who can eject the attacker from the network at any time, or allow him to remain in the network in order to lure him to a honeypot and gather information.

2. We analytically obtain the value function and optimal policy for the defender, and verify these numerically. In equilibrium, we obtain the threshold of information gathering that should be performed by the defender before ejecting the attacker.
3. To test the robustness of the optimal policy, we develop a zero-sum, Stackelberg game model in which the attacker leads by choosing a parameter of the game. We obtain a bound on the worst-case utility for the defender.

1.4 Related Work

Game-theoretic design of honeypot deployment has been an active research area. Signaling games are used to model attacker beliefs about whether nodes are honeypots or normal systems in [4, 7]. Honeynet deployment from a network point of view is systematized in [1]. Ref. [5] develops a network model for attacker lateral movements and formulates a zero-sum game by which an automated defense agent protects a network asset. Our work fits within the context of these efforts, but we specifically focus on questions of timing. Other recent work has studied timing for the case of static interactions [10]. But we specifically focus on optimizing the balance for a defender between the risks and rewards of investigation of an observed attacker.

2. OPTIMAL INVESTIGATION MODEL

An attacker A moves throughout a network containing nodes which are either honeypots or normal systems. A does not know the type of the systems. On the other hand, we study an intelligent defender D who observes the attacker and knows the type of system.

At any time, A can choose to change to another system, although he also does not know the type of the other system. D cannot force A to change systems, but at any time D can eject A from the network. D faces a trade-off between the benefits of continuing to observe A as he passes through honeypots and the risks of information loss when A passes through normal systems.

Let \mathbb{N}_0 denote the cardinality of the set of natural numbers. Then define $T_A = \{T_A^0, T_A^1, T_A^2, \dots\} \in \mathbb{R}_+^{\mathbb{N}_0}$, where, for each $i \in 0, 1, 2, \dots$, T_A^i denotes the duration of time that A plans to wait at the i^{th} node before changing to a new node². In this section, we model the defender's decision of how long to allow A to remain in honeypots or to attract A from a honeypot to a normal system, before ejecting him from the network.

2.1 State Space

Let $S \in \{H, N\}$ denote a system in which A is located in the network: either a honeypot (H) or a normal system (N). In addition, let $S = L$ denote that A has left the network. L can also be called a *cemetery state*. We denote all three options by $\mathbb{S} = \{H, N, L\}$.

²We say A *plans to wait*, because he may be ejected from the network before this time has elapsed.

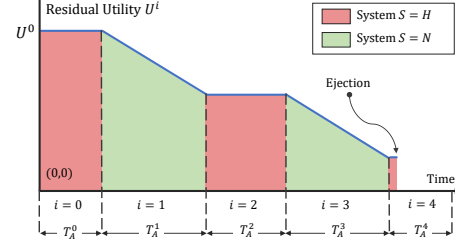


Figure 2: A moves throughout a network between honeypots H and normal systems N . D can earn a total of U^0 utility for investigating A . For timesteps in which A is in a honeypot, D learns about A and the residual utility for future investigation decreases. In this example, D ejects A from the network at stage $i = 4$.

Let U^0 denote the total amount of utility that D can gain from investigating A . This is meant to model decreasing returns from extended observation of the attacker. Let $U \in \mathbb{U} \triangleq [0, U^0]$ denote a *residual utility* available to D for investigating A after some interactions have occurred. U constitutes a state of the system, since D uses U to compute the benefits of further investigation. The state space is now $\mathbb{U} \times \mathbb{S}$. The interaction is summarized by Fig. 2. The vertical dimension represents the residual utility $U \in \mathbb{U}$. The horizontal axis is time. The type of system is represented by the colored regions: red for $S = H$ and green for $S = N$. D allows A to remain in the network until stage $i = 4$, at which point he ejects A .

2.2 One-Stage Actions and Rewards

When A arrives at each new system, D decides how long to wait before ejecting A from the network. Let $\tau_D \in \mathbb{R}_+$ denote the period of time that D decides to wait. Define $C_a < 0$ as the loss per unit time that D suffers while A resides in normal systems. Let $C_k < 0$ denote the cost per unit time that D must pay while A is in a honeypot³.

Define the function $\mu_D : \mathbb{U} \times \mathbb{S} \times \mathbb{R}_+^2 \rightarrow \mathbb{R}$ such that $\mu_D(U, S, \tau_A, \tau_D)$ gives the one-stage reward to D if A is in a system S with residual utility U , and A plans to wait for τ_A while D plans to wait⁴ for τ_D . Here, μ_D is a function of the residual utility because D can receive at most U for investigating A . We have

$$\mu_D(U, S, \tau_A, \tau_D) = \mathbf{1}_{\{S=N\}} C_a \min(\tau_A, \tau_D) + \mathbf{1}_{\{S=H\}} \left(C_k \min(\tau_A, \tau_D) + \min\left(U, \frac{\min(\tau_A, \tau_D)}{r} U^0\right) \right). \quad (1)$$

Lemma 2.1 obtains the one-stage optimal action for D .

LEMMA 2.1. (*Optimal one-stage τ_D*) Let $\zeta_A \triangleq [\tau_A, \infty) \in \mathbb{R}$, and note that $\arg \max$ may be set-valued. For a single stage, given τ_A ,

$$\arg \max_{\tau_D \in \mathbb{R}_+} \mu_D(U, H, \tau_A, \tau_D) = \begin{cases} \zeta_A, & \text{if } \tau_A \leq rU/U^0 \\ rU/U^0, & \text{if } \tau_A > rU/U^0 \end{cases}.$$

$$\arg \max_{\tau_D \in \mathbb{R}_+} \mu_D(U, N, \tau_A, \tau_D) = 0,$$

³Optionally, this can be set to zero

⁴We will break ties by allowing A to change systems rather than be ejected from the network if $\tau_A = \tau_D$.

PROOF. This follows from Eq. (1) and the assumption that $U/r > C_k$. \square

Now assume that there exists a stage at which D ejects A out from the network. At this stage, D optimizes only his one-stage utility. First, if A is in a honeypot and $\tau_A \leq rU/U^0$, then it is optimal for D not to eject A before τ_A . The game will continue. Second, D will optimally choose $\tau_D = rU/U^0$ if A is in a honeypot and $U < \tau_A U^0/r$. Third, if A is in a normal system, then the optimal action for D is to eject A immediately: $\tau_D = 0$. Finally, note that at all stages in which D does *not* eject A out of the network, μ_D is the same for any $\tau_D \geq \tau_A$.

Therefore, consider the following reduced strategy space for D . Let A_C denote allowing A to continue in the network, and let A_Q denote ejecting A from the network. Then define $\mathbb{A} = \{A_C, A_Q\}$, and let $A \in \mathbb{A}$ denote an action of D in general. Lemma 2.1 implies that A_C is equivalent to choosing $\tau_D \geq \tau_A$, and that A_Q is equivalent to choosing $\tau_D = 0$ if $S = N$ and $\tau_D = rU/U^0$ if A is in a honeypot and $U < \tau_A U^0/r$.

In addition, consider the reduced reward function $\tilde{\mu}_D^i : \mathbb{U} \times \mathbb{S} \times \mathbb{A} \rightarrow \mathbb{R}$ such that $\tilde{\mu}_D^i(U, S, A)$ gives the reward to D for action A when the state is (U, S) . For brevity, let $\kappa_D(U, T_A^i) = (U^0/r + C_k) \min(rU/U^0, T_A^i)$. Then,

$$\tilde{\mu}_D^i(U, S, A) = \begin{cases} 0, & \text{if } S = L \\ 0, & \text{if } S = N \text{ and } A = A_Q \\ \kappa_D(U, T_A^i), & \text{if } S = H \text{ and } A = A_Q \\ C_A T_A^i, & \text{if } S = N \text{ and } A = A_C \\ \kappa_D(U, T_A^i), & \text{if } S = H \text{ and } A = A_C \end{cases}.$$

Next, we define the transition probabilities and state the optimality criteria.

2.3 Transition Probabilities

If A is already out of the network, then he remains out of the network. If A is in the network and D plays A_Q , then A is sent out of the network. Otherwise, if D plays A_C , then A arrives randomly at a normal system or a honeypot. Let p denote the probability that he arrives at a normal system. Finally, the residual utility decreases if A is in a honeypot, but remains the same if he is in a normal system.

For stage $i \in 0, 1, 2, \dots$, define $q^i : \mathbb{U} \times \mathbb{S} \rightarrow [0, 1]$ such that $q^i(U', S' | U, S, A)$ gives the probability of transitioning from (U, S) to (U', S') given action A . For brevity, let $\Phi(U, T_A^i) = U - \min\{U, T_A^i U^0/r\}$. Then we have $q^i(U', S' | U, S, A)$

$$= \begin{cases} 1, & \text{if } U' = U, S' = S = L \\ 1, & \text{if } U' = U, S' = L, S \in \{H, N\}, A = A_Q \\ p, & \text{if } U' = U, S' = N, S = N, A = A_C \\ 1 - p, & \text{if } U' = U, S' = H, S = N, A = A_C \\ p, & \text{if } U' = \Phi(U, T_A^i), S' = N, S = H, A = A_C \\ 1 - p, & \text{if } U' = \Phi(U, T_A^i), S' = H, S = H, A = A_C \\ 0, & \text{otherwise.} \end{cases} \quad (2)$$

2.4 Infinite-Horizon, Undiscounted Reward

For D , define the deterministic feedback policy $\theta : \mathbb{U} \times \mathbb{S} \rightarrow \mathbb{A}$ such that $A = \theta(U, S)$ gives the action that D plays for residual utility U and system type S . Let Θ denote the space of all such policies.

For stage $i \in 0, 1, 2, \dots$, define the expected infinite-horizon, undiscounted reward by $\mathcal{V}_\theta^i : \mathbb{U} \times \mathbb{S} \rightarrow \mathbb{R}$ such that $\mathcal{V}_\theta^i(U, S)$ gives the expected reward from stage i onward for using the policy θ when the residual utility is U and the type of the system is S . This is given by

$$\mathcal{V}_\theta^i(U, S) = \mathbb{E} \left\{ \sum_{k=i}^{\infty} \tilde{\mu}_D^k \left(U^k, S^k, \theta \left(U^k, S^k \right) \right) \right\},$$

where the states transition according to Eq. (2). The overall problem for D is to find given an initial system type $S^0 \in \{H, N\}$, is to find θ^\dagger such that, $\forall U \in \mathbb{U}, \forall S \in \mathbb{S}, \forall i \in 0, 1, 2, \dots$,

$$\theta^\dagger \in \arg \max_{\theta \in \Theta} \mathcal{V}_\theta^i(U, S). \quad (3)$$

Since the utility function is undiscounted, we require Proposition 2.2.

PROPOSITION 2.2. *The expected reward for the optimal policy is finite.*

PROOF. See Appendix A. \square

It is also convenient to define the *value function* or *cost-to-go*

$$\mathcal{V}^i(U, S) = \mathcal{V}_{\theta^\dagger}^i(U, S) = \max_{\theta \in \Theta} \mathcal{V}_\theta^i(U, S).$$

At any stage i and state (U, S) , $\mathcal{V}^i(U, S)$ is the maximum expected utility that can be earned over all time. The Bellman principle implies that for an optimal policy θ^\dagger , $\forall i \in 0, 1, 2, \dots, [3]$

$$\begin{aligned} \theta^\dagger(U, S) &\in \arg \max_{A \in \mathbb{A}} \tilde{\mu}_D^i(U, S, A) \\ &+ \sum_{(U', S')} \mathcal{V}^{i+1}(U', S') q^i(U', S' | U, S, A). \end{aligned}$$

3. OPTIMAL DEFENDER POLICY

In this section, we solve the dynamic optimization problem for D for a constant attacker action, *i.e.*, $T_A^0 = T_A^1 = \dots \triangleq \bar{T}_A$. This means that $\mu_D^i \equiv \mu_D$, $q^i \equiv q$, and $\mathcal{V}^i \equiv \mathcal{V}$. Define the following notation:

$$\delta \triangleq \bar{T}_A \frac{U^0}{r}, \quad \delta_1^D \triangleq \bar{T}_A \left(\frac{U^0}{r} + C_k \right), \quad (4)$$

$$\lambda_N^D \triangleq \frac{-C_A}{1-p}, \quad \chi_H^D \triangleq \frac{U^0/r + C_k}{U^0/r}. \quad (5)$$

Note that δ and δ_1^D are in units of utility, λ_N^D is in units of utility per second, and χ_H^D is unitless. For some given residual utility U , define $k[U] \triangleq \lfloor U/\delta \rfloor$, where $\lfloor \bullet \rfloor$ is the floor function. The floor function comes into play due to the piecewise-linear nature of the value function.

3.1 Value Function

First, it is obvious that $\mathcal{V}(U, L) = 0$ for all U , because no further utility can be earned in the cemetery state. Next, note that $\mathcal{V}(0, S) = 0$ for both $S = H$ and $S = N$. No further utility can be earned in either type of system. D will play A_Q in a normal system, and will play either action in a honeypot. In both cases, the cost-to-go is zero. The solution proceeds by solving for \mathcal{V} backwards in U from $U = 0$ to $U = U^0$.

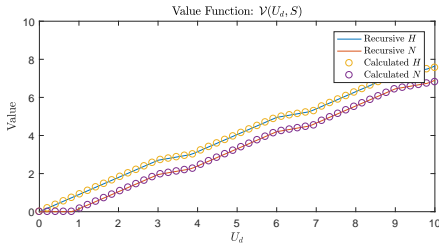


Figure 3: Value function for the MDP. The top curve depicts $\mathcal{V}(U, H)$, and the bottom curve depicts $\mathcal{V}(U, N)$, both as a function of residual utility U . Note that the curves are piecewise-linear. Here, $\omega \approx 0.8$ and $\delta \approx 3$.

Before formally stating the value function, consider several definitions. Define the function $f_1^D : \mathbb{U} \rightarrow \mathbb{R}$ by

$$f_1^D(U) = \delta_1^D \left[\frac{1 - (1-p)^{k[U]}}{p} \right] + \chi_H^D(U - \delta k[U]) (1-p)^{k[U]}.$$

Then define the quantity $\omega \in \mathbb{R}_+$ such that

$$f_1^D(\omega) = \lambda_N^D \bar{T}_A. \quad (6)$$

Next, let $k_1[U] \triangleq \lfloor (U - \omega)/\delta \rfloor$. Then define $f_2^D : \mathbb{U} \rightarrow \mathbb{R}$ by

$$f_2^D(U) = \delta_1^D \left[\frac{1 - (1-p)^{k[U] - k_1[U]}}{p} \right] + \chi_H^D(U - \delta k[U]) (1-p)^{k[U] - k_1[U] + k_1[U]} \left(\delta_1^D - p \lambda_N^D \bar{T}_A \right).$$

Finally, Theorem 3.1 states the complete value function

THEOREM 3.1. (Defender Value Function) *The value function is given by $\mathcal{V}(U, S)$ =*

$$\begin{cases} 0, & \text{if } S = L \\ 0, & \text{if } S \neq L \text{ and } U = 0 \\ f_1^D(U), & \text{if } S = H \text{ and } U \leq \omega + \delta \\ 0, & \text{if } S = N \text{ and } U \leq \omega \\ f_2^D(U), & \text{if } S = H \text{ and } U > \omega + \delta \\ f_2^D(U) - \bar{T}_A \lambda_N^D, & \text{if } S = N \text{ and } U > \omega \end{cases} \quad (7)$$

PROOF. See Appendix B. \square

Figure 3 gives an example of the value function. For low values of U , if A is in a normal system, then it is optimal for D to eject A since little remains to be gained by attracting him to a honeypot. This is why $\mathcal{V}(U, N) = 0$ for $U \leq \omega$. For $U > \omega$, it is optimal for D to allow A to remain in his current node for \bar{T}_A before changing to the next node, in the hopes that the next node will be a honeypot. Therefore, $\mathcal{V}(U, N) > 0$ for $U > \omega$. The value for honeypots, $\mathcal{V}(U, H)$, takes the form f_1^D for low U and f_2^D for high U ⁵. The transition in $\mathcal{V}(U, H)$ is due to the transition in $\mathcal{V}(U, N)$, which is relevant because the next system at which A arrives may be a normal system.

3.2 Optimal Policy Function

Theorem 3.2 summarizes the optimal policy based on the value function.

⁵Appendix B explains why the transition occurs at $\omega + \delta$ rather than at ω .

THEOREM 3.2. (Defender Optimal Policy) *The optimal policy θ^\dagger for D for $S \in \{H, N\}$ is given by*

$$\theta^\dagger(U, S) = \begin{cases} A_C, & \text{if } S = H \text{ and } U \geq \delta \\ A_C, & \text{if } S = N \text{ and } U \geq \omega \\ A_Q, & \text{if } S = H \text{ and } U < \delta \\ A_Q, & \text{if } S = N \text{ and } U < \omega \end{cases}.$$

PROOF. The optimal policy $\theta^\dagger(U, S)$ from Eq. 3 is the one that maximizes the sum of the immediate reward and the expected value at the next state.

First consider honeypots. For $U < \delta$, D ejects A from the system after depleting the residual utility to 0 (which we denote by $\theta^\dagger(U, H) = A_Q$). For $U \geq \delta$, $\theta^\dagger(U, H) = A_C$, because the value function is always positive. In normal systems, $\theta^\dagger(U, N) = A_C$ when the value function is positive, but $\theta^\dagger(U, N) = 0$ when the value function is zero. In fact, the transition occurs when $U < \omega$. \square

Of course, the value function and optimal policy are functions of the parameters of the game. One of these parameters, in particular, can be controlled by the attacker. This is \bar{T}_A , the period of time for which A remains at each node. Therefore, let us write $\mathcal{V}_\theta(U, S | \bar{T}_A)$ and $\theta^\dagger(U, S | \bar{T}_A)$ to denote the dependence of the value and optimal policy, respectively, on \bar{T}_A . Next, define $\bar{\mathcal{V}} : \mathbb{R}_+ \rightarrow \mathbb{R}$ such that $\bar{\mathcal{V}}(\bar{T}_A)$ gives the expected utility to D for playing θ^\dagger as a function of \bar{T}_A . This gives us Corollary 3.3.

COROLLARY 3.3. (Defender Utility) *The expectation of the total defender utility over possible initial systems is*

$$\bar{\mathcal{V}}(\bar{T}_A) = p \mathcal{V}(U^0, N | \bar{T}_A) + (1-p) \mathcal{V}(U^0, H | \bar{T}_A). \quad (8)$$

4. ROBUSTNESS EVALUATION

In this section, we evaluate the robustness of the attacker engagement policy θ^\dagger by the attacker to choose the worst-case \bar{T}_A for the defender, *i.e.*, the one which minimizes Eq. (8). In fact, this is a *zero-sum Stackelberg equilibrium*, given by Definition 4.1 [11].

DEFINITION 4.1. (Stackelberg Equilibrium) *A Stackelberg equilibrium (SE) of the zero-sum attacker-defender game is a strategy pair (\bar{T}_A^*, θ^*) such that*

$$\bar{T}_A^* \in \arg \min_{\bar{T}_A} \bar{\mathcal{V}}_{\theta^*}(U, S | \bar{T}_A)(\bar{T}_A), \quad (9)$$

and $\forall U \in \mathbb{U}, \forall S \in \mathbb{S}$,

$$\theta^*(U, S | \bar{T}_A^*) \in \arg \max_{\theta \in \Theta} \mathcal{V}_\theta(U, S | \bar{T}_A^*). \quad (10)$$

Note that Eq. (10) simply restates the requirement for the optimal policy in an MDP which is found in Eq. (3). This is a function of the attacker strategy \bar{T}_A^* . Equation (9) states that A must choose \bar{T}_A^* to minimize $\bar{\mathcal{V}}_{\theta^*}$, knowing that θ^* will be chosen by D based on \bar{T}_A^* . The attacker's problem can also be stated by

$$\bar{T}_A^* \in \arg \min_{\bar{T}_A} \max_{\theta \in \Theta} p \mathcal{V}_\theta(U^0, N | \bar{T}_A) + (1-p) \mathcal{V}_\theta(U^0, H | \bar{T}_A).$$

In fact, $\bar{\mathcal{V}}_{\theta^*}(\bar{T}_A)$ takes two possible forms, based on the values of δ and ω defined in Eq. (4) and Eq. (6), respectively. Figure 4 depicts $\bar{\mathcal{V}}_{\theta^*}(\bar{T}_A)$ for $\delta < \omega$, and Fig. 5 depicts $\bar{\mathcal{V}}_{\theta^*}(\bar{T}_A)$ for $\delta > \omega$. The worst-case \bar{T}_A^* is as small as possible for $\delta < \omega$ and is large for $\delta > \omega$. Theorem 4.2 states this result formally.

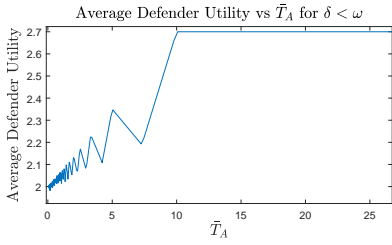


Figure 4: $\bar{V}_{\theta^*}(\bar{T}_A)$ for the case that $\delta < \omega$. Here, the worst case value is $\bar{V}_{\theta^*}(\bar{T}_A^*) = 2$.

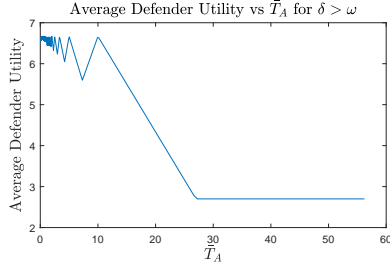


Figure 5: $\bar{V}_{\theta^*}(\bar{T}_A)$ for the case that $\delta > \omega$. Here, the worst case value is $\bar{V}_{\theta^*}(\bar{T}_A^*) \approx 2.7$.

THEOREM 4.2. (*Value as a function of \bar{T}_A*) First, consider the case that $\delta < \omega$. In this case, for $\bar{T}_A \geq r$,

$$\bar{V}_{\theta^*}(\bar{T}_A) = (U_0 + rC_k)(1 - p), \quad (11)$$

and for $\bar{T}_A < r$,

$$\lim_{\bar{T}_A \rightarrow 0} \bar{V}_{\theta^*}(\bar{T}_A) = U^0 + r \left(C_k + C_a \frac{p}{1 - p} \right). \quad (12)$$

Second, consider the case that $\delta > \omega$. Define \bar{T}_ω as \bar{T}_A such that $U^0 = \omega$. In this case, for $\bar{T}_A \geq \bar{T}_\omega$,

$$\bar{V}_{\theta^*}(\bar{T}_A) = (U_0 + rC_k)(1 - p), \quad (13)$$

for $r \leq \bar{T}_A < \bar{T}_\omega$,

$$\bar{V}_{\theta^*}(\bar{T}_A) = U^0 + rC_k + \bar{T}_A \frac{pC_a}{1 - p}, \quad (14)$$

and for $\bar{T}_A < r$,

$$\lim_{\bar{T}_A \rightarrow 0} \bar{V}_{\theta^*}(\bar{T}_A) = U^0 + r \left(C_k + C_a \frac{p}{1 - p} \right). \quad (15)$$

PROOF. See Appendix C. \square

Note that Eq. (11) and Eq. (13) are the same, and that Eq. (12) and Eq. (15) are the same. The difference is simply which one is lower. Corollary 4.3 summarizes both cases.

COROLLARY 4.3. (*Worst-Case Value*) The worst case value $\bar{V}_{\theta^*}(\bar{T}_A^*)$ is approximated by⁶

$$\min_{\bar{T}_A} \left\{ U^0 + r \left(C_k + C_a \frac{p}{1 - p} \right), (U^0 + rC_k)(1 - p) \right\}. \quad (16)$$

⁶We say approximated because we have not analytically proved that the oscillations as $\bar{T}_A \rightarrow 0$ do not include a transient value below $U^0 + r \left(C_k + C_a \frac{p}{1 - p} \right)$ for $\delta < \omega$ or $(U_0 + rC_k)(1 - p)$ for $\delta > \omega$.

5. DISCUSSION OF RESULTS

$\bar{V}_{\theta^*}(\bar{T}_A^*)$ as given in Eq. (16) provides a guaranteed minimum value for D as a function of the game parameters. Intuitive relationships can be verified; the utility decreases in the absolute values of C_k and C_a , as well as in the proportion p of normal systems. Moreover, by requiring $\bar{V}_{\theta^*}(\bar{T}_A^*) \geq 0$, parameters can be designed which allow D to obtain positive utility even for the worst-case \bar{T}_A^* .

Remaining future work includes adding an underlying network structure and modeling attacker beliefs over the types of systems he visits. This should provide further insights into quantitative models of attacker engagement as part of active defense.

APPENDIX

A. PROOF OF FINITE EXPECTED VALUE

PROOF. The maximum value of $\mathcal{V}_\theta^i(U, S)$ is achieved if A only visits honeypots. In this case, $\mathcal{V}_\theta^i(U, S) = U^0 + rC_k$, so the expected utility is bounded from above. If D chooses a poor policy (for example, $\theta(U, S) = A_C$ for all $U \in \mathbb{U}$ and $S \in \mathbb{S}$), then $\mathcal{V}_\theta^i(U, S)$ can be unbounded below. On the other hand, D can always guarantee $\mathcal{V}_\theta^i(U, S) = 0$ (for example, by choosing $\theta(U, S) = A_Q$ for all $U \in \mathbb{U}$ and $S \in \mathbb{S}$). Therefore, the value of the *optimal* policy is certainly bounded from below as well as from above. It is finite. \square

B. VALUE FUNCTION DERIVATION

PROOF. For $S \in \{H, N\}$, the value function $V(U, S)$ is piecewise-linear in U . Let $\mathcal{V}(U, S)[a, b]$ denote the value function restricted to the domain $U \in [a, b] \subset \mathbb{R}$.

First, we find $\mathcal{V}(\bullet, N)$ in terms of $\mathcal{V}(\bullet, H)$. One step of the Bellman equation gives $\mathcal{V}(U, N)[k\delta, (k+1)\delta] =$

$$\begin{aligned} & \{C_a \bar{T}_A + p\mathcal{V}(U, N)[k\delta, (k+1)\delta] \\ & + (1 - p)\mathcal{V}(U, H)[k\delta, (k+1)\delta]\}_+, \end{aligned}$$

where $\{\bullet\}_+$ denotes $\max\{\bullet, 0\}$. Rearranging terms and using the definitions in Eq. (4-5) gives

$$\mathcal{V}(U, N)[k\delta, (k+1)\delta] = \left\{ \mathcal{V}(U, H)[k\delta, (k+1)\delta] - \lambda_N^D \bar{T}_A \right\}_+.$$

More specifically, we have defined ω as the U which makes the argument on the right side equal to zero. Thus, we have $\mathcal{V}(U, N)[k\delta, (k+1)\delta] =$

$$\begin{cases} 0, & \text{if } U \leq \omega \\ \mathcal{V}(U, H)[k\delta, (k+1)\delta] - \lambda_N^D \bar{T}_A, & \text{if } U > \omega. \end{cases}$$

Next, we find $\mathcal{V}(\bullet, H)$. First, consider $\mathcal{V}(U, H)[0, \delta]$. Here, D keeps A in the honeypot until all residual utility is depleted, and then ejects him. Thus $\mathcal{V}(U, H)[0, \delta] = U\chi_H^D$. Next, for $k \in 1, 2, \dots$, consider $\mathcal{V}(U, H)[k\delta, (k+1)\delta]$. We have

$$\begin{aligned} \mathcal{V}(U, H)[k\delta, (k+1)\delta] &= (U^0/r + C_k)\bar{T}_A \\ &+ p\mathcal{V}(U - \delta, N)[(k-1)\delta, k\delta] \\ &+ (1 - p)\mathcal{V}(U - \delta, H)[(k-1)\delta, k\delta]. \end{aligned}$$

A bit of algebra gives $\mathcal{V}(U, H)[k\delta, (k+1)\delta] =$

$$\begin{cases} \delta_1^D + (1 - p)\mathcal{V}(U - \delta, H)[(k-1)\delta, k\delta], & \text{if } U \leq \omega + \delta \\ \delta_1^D + \mathcal{V}(U - \delta, H)[(k-1)\delta, k\delta] - p\lambda_N^D \bar{T}_A & \text{if } U > \omega + \delta \end{cases}$$

Solving this recursive equation for the case of $U \leq \omega + \delta$ gives $\mathcal{V}(U, H)[k\delta, (k+1)\delta] =$

$$\delta_1^D + \delta_1^D (1-p) + \dots + \delta_1^D (1-p)^{k-1} + (1-p)^k \mathcal{V}(U - \delta k, H)[0, \delta]. \quad (17)$$

Using initial condition $\mathcal{V}(U, H)[0, \delta] = U \chi_H^D$ produces f_1^D . For $U > \omega + \delta$, consider the integer k_1 such that

$$(k - k_1 - 1)\delta \leq \omega < (k - k_1)\delta. \quad (18)$$

Then

$$\mathcal{V}(U, H)[k\delta, (k+1)\delta] = k_1 \left(\delta_1^D - p \lambda_N^D \bar{T}_A \right) + \mathcal{V}(U - k_1\delta, H)[(k - k_1 - 1)\delta, (k - k_1)\delta],$$

but the last term is simply $f_1^D(U - k_1\delta)$. Substituting from Eq. (17) gives $f_2^D(U)$. \square

C. PROOF OF $\bar{\mathcal{V}}_{\theta^*}(\bar{T}_A)$

PROOF. First, consider the expected value as $\bar{T}_A \rightarrow 0$. As $\bar{T}_A \rightarrow 0$, ω and δ decrease, so $U^0 > \omega + \delta$, and the value functions follow f_2^D . So we find the limit of f_2^D as $\bar{T}_A \rightarrow 0$. As $\bar{T}_A \rightarrow 0$, $k[U^0] - k_1[U^0]$ remains finite, but $\delta_1^D \rightarrow 0$, and $\delta k[U^0]$ approaches U^0 . Therefore, the first two terms of f_1^D approach zero:

$$\delta_1^D \left[\frac{1 - (1-p)^{k[U^0] - k_1[U^0]}}{p} \right] \rightarrow 0.$$

$$\chi_H^D(U - \delta k[U^0]) (1-p)^{k[U^0] - k_1[U^0]} \rightarrow 0.$$

Finally, the last term is given by

$$\begin{aligned} k_1[U^0] \left(\delta_1^D - p \lambda_N^D \bar{T}_A \right) \\ = \bar{T}_A \left[\frac{r(U^0 - \omega)}{U^0 \bar{T}_A} \right] \left(\frac{U^0}{r} + C_k + \frac{p C_a}{1-p} \right). \end{aligned}$$

As $\bar{T}_A \rightarrow 0$, we have

$$k_1[U] \left(\delta_1^D - p \lambda_N^D \bar{T}_A \right) \rightarrow U^0 + r \left(C_k + C_a \frac{p}{1-p} \right). \quad (19)$$

Now, manipulation of Corollary 3.3 yields

$$\mathcal{V}_{\theta^*}(\bar{T}_A) = f_2^D(U) + \frac{p \bar{T}_A C_a}{1-p}.$$

But as $\bar{T}_A \rightarrow 0$, the second term approaches zero. Thus $\mathcal{V}_{\theta^*}(\bar{T}_A)$ approaches the quantity given in Eq. (19). Note that we have not specified whether $\delta < \omega$. Therefore, we have proved Eq. (12) and Eq. (15).

Next, we examine the expected value at high \bar{T}_A . There are several cases. First, consider the case that $\delta < \omega$ and $\bar{T}_A \geq r$. The second condition implies that D keeps A in the first honeypot that he enters until all residual utility is exhausted, which produces $U^0 + r C_k$ utility. The first condition implies that $r > \bar{T}_\omega$, so $\bar{T}_A > \bar{T}_\omega$, which means that D ejects A from the first normal system that he enters, which produces 0 utility. The weighted sum of these utilities gives Eq. (11).

Next, consider the case that $\delta > \omega$ and $\bar{T}_A \geq r$. The second condition still implies that D keeps A in the first

honeypot that he enters until all residual utility is exhausted and ears produces $U^0 + r C_k$ utility. The first condition, though, implies that $r < \bar{T}_\omega$, so we do not know whether or not $\bar{T}_A \geq \bar{T}_\omega$. In the sub-case that $\bar{T}_A \geq \bar{T}_\omega$, D again ejects A from the first normal system that he enters, and we have Eq. (13). In the sub-case that $\bar{T}_A < \bar{T}_\omega$, we have

$$\mathcal{V}(U, N)[0, \delta] = U \chi_H^D - \bar{T}_A \lambda_N^D = U^0 + r C_k - \bar{T}_A \frac{C_a}{1-p}$$

Therefore, the total expected utility is

$$p \left(U^0 + r C_k + \bar{T}_A \frac{C_a}{1-p} \right) + (1-p) (U^0 + r C_k),$$

which, reduced, yields Eq. (14). \square

D. REFERENCES

- [1] Massimiliano Albanese, Ermanno Battista, and Sushil Jajodia. Deceiving attackers by creating a virtual attack surface. In *Cyber Deception*, pages 169–201. Springer, 2016.
- [2] Devlin Barrett, Danny Yadron, and Damian Paletta. U.S. suspects hackers in China breached about 4 million people’s records, officials say. *The Wall Street Journal*, 2015. [Online] Available: <https://www.wsj.com/>.
- [3] Richard Bellman. On the theory of dynamic programming. *Proc. Natl. Academy of Sciences*, 38(8):716–719, 1952.
- [4] Thomas E Carroll and Daniel Grosu. A game theoretic investigation of deception in network security. *Security and Communication Networks*, 4(10):1162–1172, 2011.
- [5] Mohammad A Nouredine, Ahmed Fawaz, William H Sanders, and Tamer Başar. A game-theoretic approach to respond to attacker lateral movement. In *Decision and Game Theory for Security*, pages 294–313. Springer, 2016.
- [6] United States Department of Defense. *Department of Defense Strategy for Operating in Cyberspace*. DIANE Publishing, 2012.
- [7] Jeffrey Pawlick and Quanyan Zhu. Deception by design: Evidence-based signaling games for network defense. In *Workshop on the Economics of Inform. Security and Privacy*, Delft, The Netherlands, 2015.
- [8] Frank J. Stech, Kristin E. Heckman, and Blake E. Strom. Integrating cyber-D&D into adversary modeling for active cyber defense. In *Cyber Deception*, pages 169–201. Springer, 2016.
- [9] Chris Stokel-Walker. Hunting the DNC hackers: how CrowdStrike found proof Russia hacked the Democrats. *WIRED*, 2017. [Online] Available: <http://www.wired.co.uk/>.
- [10] M. van Dijk, A. Juels, A. Oprea, and R. L. Rivest. Flipit: The game of “stealthy takeover”. *J Cryptology*, 26(4):655–713, 2013.
- [11] Heinrich Von Stackelberg. *Marktform und gleichgewicht*. J. Springer, 1934.
- [12] Kim Zetter. An unprecedented look at Stuxnet, the world’s first digital weapon. *WIRED*, 2014. [Online] Available: <https://www.wired.com/>.