

ON THE POSSIBILITY OF FAST RADIO BURSTS FROM INSIDE SUPERNOVAE: THE CASE OF SN 1986J

MICHAEL F. BIETENHOLZ^{1,2} AND NORBERT BARTEL²

¹*Hartebeesthoek Radio Observatory, PO Box 443, Krugersdorp 1740, South Africa*

²*Department of Physics and Astronomy, York University, Toronto, M3J 1P3, Ontario, Canada*

Submitted to the *Astrophysical Journal*

ABSTRACT

We discuss the possibility of obtaining Fast Radio Bursts (FRBs) from the interior of supernovae, in particular SN 1986J. Neutron stars are involved in many of the possible scenarios for the origin of FRBs, and it has been suggested that the high dispersion measures observed in FRBs might be produced by the ionized material in the ejecta of supernovae. Using VLA and VLBI measurements of the Type II_n SN 1986J, which has a central compact component not so far seen in other supernovae, we can directly observe for the first time radio signals which originate in the interior of a young (~ 30 yr old) supernova. We show that at age 30 yr, any FRB signal at ~ 1 GHz would still be largely absorbed by the ejecta. By the time the ejecta have expanded so that a 1-GHz signal would be visible, the internal dispersion measure due to the SN ejecta would be below the values typically seen for FRBs. The high dispersion measures seen for the FRBs detected so far could of course be due to propagation through the intergalactic medium provided that the FRBs are at distances much larger than that of SN 1986J, which is 10 Mpc. We conclude that if FRBs originate in Type II SNe/SNRs, they would likely not become visible till $60 \sim 200$ yr after the SN explosion.

Keywords: supernovae: individual (SN 1986J) — radio continuum: supernovae — fast radio bursts

1. INTRODUCTION

Fast Radio Bursts (FRBs) are bursts of radio emission, 0.1 to 10 Jy at ~ 1 GHz, which occur on timescales of milliseconds or less. They are characterized by high dispersion measures (DM) in the range of 375 to 1700 cm^{-3} pc. Their origin is still mysterious (for recent reviews, see e.g., [Katz 2016a](#); [Petroff et al. 2016](#); [Thornton et al. 2013](#)). They have mostly been detected with single-dish telescopes with low (arc-minute) resolution¹, hence counterparts are not readily identified. Although [Keane et al. \(2016\)](#) suggested that FRB 150418 was associated with a radio “afterglow” in an elliptical galaxy at redshift, $z \simeq 0.5$, [Williams & Berger \(2016\)](#) and [Vedantham et al. \(2016\)](#) showed that the “afterglow” emission was probably due to AGN variability and not to the FRB, and that the exact location of FRB 150418 is thus still not known.

So far, only one, FRB 121102, has been found to repeat ([Spitler et al. 2016](#)), and consequently it was possible to localize it, to dwarf galaxy at $z \simeq 0.193$ ([Chatterjee et al. 2017](#); [Tendulkar et al. 2017](#)). A persistent radio counterpart was identified, and studied using VLBI by [Marcote et al. \(2017\)](#). To date, FRB 121102 remains the only FRB which repeats and the only one that is well localized. Its DM, after subtraction of the Galactic component, is $371 \pm 0.8 \text{ cm}^{-3} \text{ pc}$ ([Scholz et al. 2016](#)), and it has stayed constant over a period of ~ 3 yr.

At the time of writing, 23 FRBs are known². Of these, 17 are at Galactic latitudes, $|b| > 5^\circ$. The DMs of the FRBs at $|b| > 5^\circ$ are far higher than expected from our own Galaxy’s interstellar medium (see, e.g., [Thornton et al. 2013](#); [Katz 2016a](#)). The DMs are therefore analogously higher than can readily be explained by the host galaxies, except in the few cases where the host galaxies would be edge on, or if the FRBs occur only very near the galactic centers. The high DMs therefore suggest cosmological distances, with very long path-lengths through the intergalactic medium (IGM), large DMs intrinsic to the sources within the host galaxies, or a combination of both.

Although a number of arguments have been advanced that FRBs are indeed at cosmological distances, and that the large DMs are in fact due to the long path-length through the intergalactic medium, there remain some difficulties with this scenario, in particular in re-

producing the temporal scattering (see discussion in [Connor et al. 2016](#)).

One way of obtaining large intrinsic DMs without recourse to cosmological distances was proposed by [Connor et al. \(2016\)](#). It is that we are seeing FRBs through the dense ionized ejecta in young core-collapse supernovae (SNe), with the ionized parts of the dense SN ejecta and possibly the circumstellar environment providing the observed dispersion. The FRBs themselves would be generated by the pulsars or magnetars left behind by the supernova explosion in the centers of the clouds of expanding SN ejecta.

We have observed such a nearby core-collapse supernova, SN 1986J, in the radio, and have obtained both very long baseline interferometry (VLBI) imaging, and broadband measurements of its spectral energy distribution (SED) using the National Radio Astronomy Observatory’s³ Karl G. Jansky Very Large Array (VLA). SN 1986J is unique among SNe in having a central component, a bright, compact radio source most likely located in the very center of the expanding shell of debris. Although no FRBs have been associated with SN 1986J, it is important in the context of FRBs because SN 1986J represents the first case where we have direct observational constraints on the propagation of GHz-frequency radio signals through the ejecta of a supernova. In this paper, we use our observations of SN 1986J to address the possibility of propagating an FRB signal through the ejecta of a 30-year old supernova.

2. SN 1986J’S AND ITS CENTRAL COMPONENT: RADIO EMISSION FROM INSIDE A YOUNG SUPERNOVA

Although many supernovae (SNe) are detected optically every year, optical observations cannot resolve the expanding clouds of ejecta beyond the Magellanic clouds. Only VLBI observations have the necessary resolution, and only a handful of SNe are sufficiently radio bright and nearby so that resolved images can be obtained. SN 1986J was one of the first SNe observed with VLBI ([Bartel et al. 1987, 1991](#)). It was also one of the most radio-luminous ever observed, and one of the few SNe still detectable more than $t = 30$ years after the explosion, thus we have been able to follow its evolution for longer than was possible for most other SNe. We describe the VLBI observations of SN 1986J along with VLA observations to monitor the evolution of its radio SED in a series of papers: [Bietenholz et al. \(2002,](#)

¹ Recently, [Caleb et al. \(2017\)](#) reported the interferometric detection of several FRBs using the Molongolo Observatory Synthesis Telescope, but the bursts are only localized to an area of ~ 11 arcmin², too large to reliably identify a host galaxy.

² See <http://www.astronomy.swin.edu.au/pulsar/frbcat/> ([Petroff et al. 2016](#)).

³ The National Radio Astronomy Observatory, NRAO, is a facility of the National Science Foundation operated under cooperative agreement by Associated Universities, Inc.

2010), and Bietenholz & Bartel (2017a,b), which we will refer to as SN86J-I to SN86J-IV respectively. We refer the interested reader particularly to a sequence of VLBI images in SN86J-III which show both the expansion and the non-selfsimilar evolution over almost three decades and to a discussion of the evolution of the broadband radio SED in SN86J-IV.

SN 1986J occurred in the nearby galaxy NGC 891, for whose distance the NASA/IPAC Extragalactic Database (NED) lists 19 measurements with a mean of 10.0 ± 1.4 Mpc, which value we adopt throughout this paper. It was classified as being a Type IIIn supernova (Rupen et al. 1987), showing signs of strong interaction of the expanding supernova shock with the circumstellar material (CSM).

The structure seen in the VLBI images shows an expanding, albeit somewhat distorted shell, but also two strong compact enhancements of the brightness: one, now fading, to the NE of the shell center, and a second, which remains bright, at or very near the projected center. A central radio component has not so far not been seen in any other supernova⁴ (see e.g., Bietenholz 2014; Bartel & Bietenholz 2014).

We showed by means of phase-referenced multi-frequency VLBI imaging, that the central component in the images was associated with an inversion which appeared in the SED of SN 1986J in Bietenholz et al. (2004). We first saw the central component in 2002 at 15 GHz, and it was not yet visible at 5-GHz. Since then, however, it has increased steadily in brightness at 5-GHz, and now it dominates the 5-GHz image. We show the most recent 5-GHz VLBI image of SN 1986J at $t = 31.6$ yr, reproduced from SN86J-III, in Figure 1.

We show the radio SED of SN 1986J at about the same age ($t = 29.6$ yr) in Figure 2 (for details, and the detailed evolution of the SED, see SN86J-IV). The part of the SED due to the central component, i.e., that above ~ 3 GHz, suggests that the emission is absorbed below a frequency of ~ 15 GHz. Such absorption is expected if the central component is in the center of the supernova and we are seeing it *through* the shell of expanding ejecta, which is expected to be at least partly ionized and thus to provide free-free absorption at radio frequencies.

The longevity, still-increasing flux density at 5-GHz and stationarity of the central component argue convincingly that it is due to emission originating in the

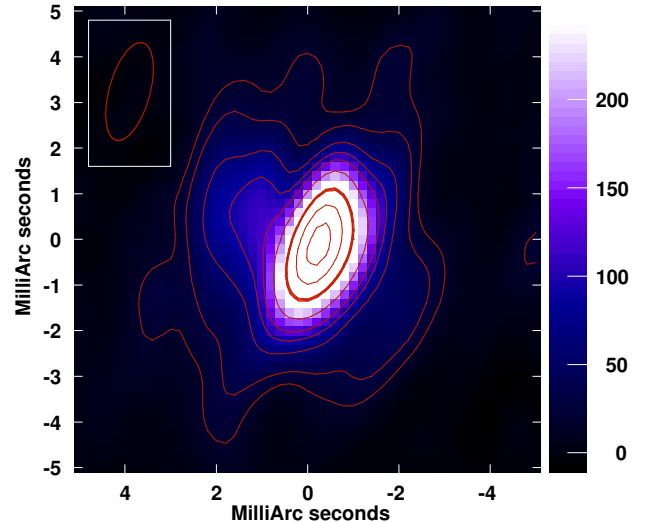


Figure 1. The 5-GHz VLBI image of SN 1986J in 2014 ($t = 31.6$ yr), reproduced from SN86J-III. The contours are drawn at $-3, 3, 5, 10, 15, 20, 30, 50, 70$ and 90% of the peak brightness, with the 50% contour being emphasized. The peak brightness was $617 \mu\text{Jy beam}^{-1}$ and the background rms brightness was $5.9 \mu\text{Jy beam}^{-1}$. The color-scale is labeled in $\mu\text{Jy beam}^{-1}$. North is up and east to the left, and the FWHM of the convolving beam is indicated at upper left. The image is dominated by the marginally-resolved central component. We argue in SN86J-III; SN86J-IV that the central component must be radio emission originating in the three-dimensional center of SN 1986J, and not fortuitously central only in projection.

three-dimensional center of the supernova, rather than being associated with the expanding shell of ejecta and central only in projection (SN86J-III; SN86J-IV). The absorption seen is therefore almost certainly due to the ionized portion of the intervening SN ejecta.

The central component therefore represents synchrotron radio emission coming from *inside* a young supernova, which has not so far been observed for any other supernova. This fact is of particular interest in the context of FRBs because it gives us direct observational constraints on the propagation of radio signals through SN ejecta.

3. ABSORPTION OF RADIO SIGNALS BY THE SN EJECTA

As we have shown (see Figure 2), at $t = 29.6$ yr, the emission from SN 1986J's central component is absorbed below a turnover frequency of ~ 15 GHz. The optical depth to free-free emission is given by:

$$\tau = 3.28 \times 10^{-7} \left(\frac{\nu}{\text{GHz}} \right)^{-2.1} \left(\frac{T_e}{10^4 \text{ K}} \right)^{-1.35} \left(\frac{\text{EM}}{\text{cm}^{-6} \text{ pc}} \right).$$

⁴ We note that central emission at mm wavelengths has been seen in SN 1987A, which is attributed to dust. No central synchrotron emission has been seen in SN 1987A at cm wavelengths (Zanardo et al. 2014).

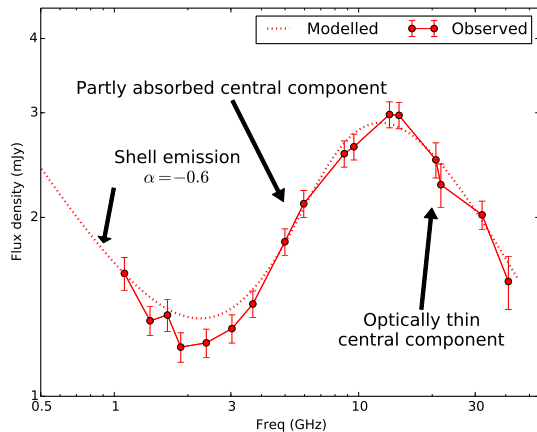


Figure 2. The radio spectral energy distribution of SN 1986J on 2012 April 10 (at age $t = 29.6$ yr). The points show the VLA flux density measurements and their uncertainties, and the dotted line shows the fitted model of the evolving SED at this epoch. With time the absorption decreases and both the inflection points in the spectrum move to lower frequencies. Details of the model are given in [SN86J-IV](#). The parts of the spectrum are indicated. The parameter, α , is the spectral index.

where ν is the frequency, T_e is the electron temperature, and EM the emission measure. EM is given by

$$\text{EM} = \int N_e^2 dl,$$

where N_e is the number density of free electrons, and l is the path-length along the line of sight from the center of the SN to the observer.

The turnover frequency is approximately the frequency where $\tau = 1$ (the exact value depends on the unabsorbed spectral index of the emission). So, for that particular time of $t = 29.6$ yr, assuming that $\tau = 1$ occurs at exactly 15 GHz, we can calculate that

$$\text{EM} \simeq 9 \times 10^8 \text{ cm}^{-6} \text{ pc}.$$

The SED shown in Figure 2, however, is not static, since we found in [SN86J-II](#) and [SN86J-IV](#) that the turnover frequency is decreasing with time. Time variability therefore needs to be considered. In order to characterize the evolving SED of SN 1986J, we fitted a model with 8 free parameters to the flux density measurements (such as those in Fig. 2) between $t = 14$ and 30 yr using Bayesian statistics. Our model consisted of a shell emission component, which is optically thin, as expected at these late times, and a central component which is partly absorbed, with both the intrinsic flux densities and the amount of absorption varying with time in a powerlaw fashion. Note that in our model,

the SED is calculated accurately, and we did not make the simplifying assumption above that the spectral peak occurs exactly at the frequency where $\tau = 1$. Details of our fit are given in [SN86J-IV](#). The fit adequately reproduces the downward evolution of the turnover frequency with time as well as the shape of the SED at any given time.

Of interest here is the result on the absorption. The relevant fitted parameter in our model is the emission measure (EM) as a function of time. We found that

$$\text{EM} = (1.64 \pm 0.21) \times 10^9 (t/20 \text{ yr})^{-2.72 \pm 0.26} \text{ cm}^{-6} \text{ pc}.$$

The EM, therefore is decreasing in time. This is expected as the SN is expanding with time. In a homologously expanding system with a constant number of free electrons and $r \propto t^q$, one would expect EM to be proportional to t^{-5q} , so the fitted time-dependence of EM suggests a system expanding with $r \propto t^{0.54 \pm 0.05}$. This is somewhat more decelerated than the forward shock of SN 1986J, which we found to be expanding with $r \propto t^{0.69 \pm 0.03}$ ([SN86J-II](#)), suggesting perhaps some ongoing fragmentation of the ejecta, which could cause the opacity to not scale simply with the radius.

This result on the EM and its time-dependence gives us a unique observational constraint on the column density of free electrons between us and the center of SN 1986J, and thus allows us to put some constraints on the time that SN ejecta would become transparent to FRB-like signals (i.e., ~ 1 GHz) and on the dispersion measure.

4. TIME UNTIL SN BECOMES TRANSPARENT TO AN FRB SIGNAL

Given that, at the present time ($t = 29.6$ yr), the turnover frequency is at ~ 15 GHz (Fig. 2), it is clear that any FRB-like signals, which are generally observed in the 0.6 to 1.4 GHz range (e.g., [Katz 2016a](#)), originating in the center of SN 1986J would still be heavily absorbed.

Extrapolating our fit to the evolving value of $\text{EM}(t)$ above, we obtain a best estimate of the age of the SN at which the optical depth at 1 GHz would reach unity of $t_{\tau=1} = 200$ yr. The uncertainty on this best estimate is not easy to compute: the model we fitted to SN 1986J's SED was only approximate, and it was fitted to measurements only between $t = 15$ to 30 yr, thus the extrapolation to times $t \gg 30$ yr is quite uncertain. Nonetheless, it is clear that the ejecta would not be transparent to signals at typical FRB frequencies of ~ 1 GHz until at least three decades from now, and we take a lower bound of $t_{\tau=1} > 60$ yr.

5. DISPERSION MEASURE

One of the distinguishing features of FRBs is their high values of the dispersion measure,

$$DM = \int N_e \cdot dl.$$

Could such high values of DM still be produced locally by the SN ejecta of SN 1986J by the time the ejecta have become transparent to 1-GHz radiation? We found in § 4 that the expected value of EM of SN 1986J will reach the point where the optical depth at 1 GHz is unity at $t_{\tau=1} \sim 200$ yr, at which time the EM would be $3 \times 10^6 \text{ cm}^{-6} \text{ pc}$ and the extrapolated outer radius of the SN would be $\sim 0.9 \text{ pc}$ (SN86J-II).

To calculate the DM from the EM we need to know the distribution of the free electrons along the line of sight. In a supernova, a dual shock structure will form with a forward shock being driven into the CSM and a reverse shock being driven back into the ejecta. The material between the two shocks is at high temperatures ($T_e > 10^6 \text{ K}$; e.g., Chevalier 1982), and thus does not contribute significantly to the radio absorption, or to our values of EM. Of the remaining material inside the reverse shock, it is only the ionized portion which contributes. The ionized fraction and distribution of ionized material within the ejecta is not well known. It is generally expected that the ejecta are largely ionized by the SN shock breakout, however recombination may be rapid thereafter. While some portions of the ejecta may recombine, the radiation from the shocks will likely keep at least the outer portion of the ejecta ionized. We therefore consider various distributions of ionized material within the ejecta.

We are calculating the DM from the observed absorption, via our fitted values of EM. The high temperature material between the two SN shocks could contribute to the DM, which does not depend on temperature, even though it does not contribute significantly to the EM. However, as the densities are low compared to the inner ejecta, the contribution to the DM is likely small, and the total DM will be dominated by the contribution from the unshocked (but ionized) ejecta.

To get a first rough idea, taking our extrapolated value of $EM = 3 \times 10^6 \text{ cm}^{-6} \text{ pc}$ at $t_{\tau=1}$ of 200 yr, and assuming that the ionized material in the ejecta is distributed in a sphere of uniform N_e out to the reverse shock, which we take to be at $0.8 \times$ the radius of the forward shock, or $\sim 0.7 \text{ pc}$, we can straightforwardly calculate that, at that point, $N_e = 2.0 \times 10^3 \text{ cm}^{-3}$ and $DM = 1.3 \times 10^3 \text{ cm}^{-3} \text{ pc}$.

While this value of DM is compatible with the values of 375 to 1700 $\text{cm}^{-3} \text{ pc}$ seen for FRBs, if we assume fully ionized material with a mass in u (unified atomic mass

units) per free electron of $\mu_e = 1.3$, it implies an unreasonable total ionized mass, $M_{\text{ion}} = 100 M_{\odot}$. To produce the EM with only reasonable masses, the ionized material has to be non-uniformly distributed.

The value of DM corresponding to a particular one of EM depends only on the path-length through the ionized portion of the material (equal to the radius in the case of a sphere of uniform N_e assumed above). We compute the values of DM corresponding to different path-lengths for the value of EM of $3 \times 10^6 \text{ cm}^{-6} \text{ pc}$ (which we extrapolated for our best estimate of the time of transparency of $t_{\tau=1}$ of 200 yr). We plot the values of DM in Figure 3. Values of DM in the range observed for FRBs can indeed be achieved for path-lengths of 0.05 to 1 pc. The question however remains whether these high values of DM are consistent with the expected values of M_{ion} in a SN.

We calculate M_{ion} , again assuming $\mu_e = 1.3$. M_{ion} depends on the poorly-known ionization fraction and distribution of the ionized material in the ejecta. However, the expected values are likely in the range of 0.5 to 5 M_{\odot} . Zanardo et al. (2014) argues that M_{ion} in the ejecta of SN 1987A is in the range of 0.7 to 2.5 M_{\odot} . Since SN 1986J's progenitor was probably more massive than that of SN 1987A, we consider values of M_{ion} up to 5 M_{\odot} . It is expected that the ejecta will cool and become neutral except for a shell which is heated by emission from the reverse shocks Chevalier & Fransson (1994), so M_{ion} is likely to be only a fraction of the total ejecta mass.

Using our extrapolated value of the EM of $3 \times 10^6 \text{ cm}^{-6} \text{ pc}$, we compute DM for various path-lengths and the corresponding M_{ion} for two representative distributions: first a uniform sphere, where the radius of the sphere is equal to the path-length (but smaller than the reverse-shock radius of the SN), and second a uniform spherical shell of outer radius with a radius of 0.7 pc, which is the expected value of the reverse shock radius for a forward shock radius of 0.9 pc, as we extrapolated for SN 1986J for $t = 200$ yr, with path-length being the thickness of the shell. We plot the values of M_{ion} in Figure 3 in addition to those of DM. This figure is very similar to Figure 5 of SN86J-IV, but that figure was for $t = 20$ yr, whereas in the present one we plot the values for the extrapolated time of transparency of $t \sim 200$ yr.

We found in that paper that the required EM can only be produced if M_{ion} is concentrated near the center of the SN, rather than being out near the reverse shock, or of course if the distribution is strongly aspherical. If M_{ion} is indeed distributed in a spherical region near the center of SN 1986J, then a DM of $800 \text{ cm}^{-3} \text{ pc}$

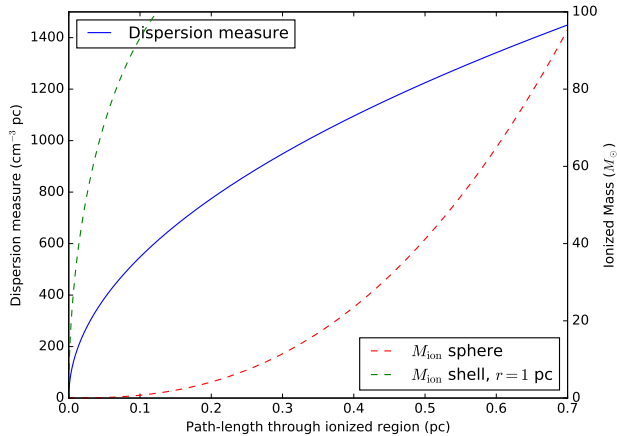


Figure 3. The dispersion measure (DM) and ionized mass (M_{ion}) through the ejecta of SN 1986J for an emission measure (EM) of $3 \times 10^6 \text{ cm}^{-6} \text{ pc}$, the value at which the optical depth for 1 GHz is unity. For SN 1986J, this value of the EM is reached at $t_{\tau=1} \sim 200 \text{ yr}$. The blue solid line and the left vertical axis show the dispersion measure (DM) as a function of the path-length through the ionized region. The right vertical axis and the two dotted lines show the total ionized mass, M_{ion} , calculated assuming 1.3 u per electron. We show M_{ion} for two different distributions of ionized material. The first is a sphere, where the path-length is equal to the radius, and the second is a spherical shell of outer radius 0.7 pc, where the path-length is the thickness of the shell. In either case, unreasonably large values of M_{ion} are required to produce FRB-like values of DM (300 to $1700 \text{ cm}^{-3} \text{ pc}$).

is produced when $M_{\text{ion}} = 5 M_{\odot}$ and the radius of the sphere 0.2 pc. Such a distribution may be possible for SN 1986J, where the central component may ionize the ejecta from the center, but is unlikely for other SNe which do not have any central component.

For a spherical shell distribution with outer radius, $r_{\text{outer}} = 0.7 \text{ pc}$, more in accord with what is expected with the ejecta being ionized from the outside by the reverse shock, a mass of $5 M_{\odot}$ is reached already at DM of only $25 \text{ cm}^{-3} \text{ pc}$, with the shell thickness being quite thin at $2 \times 10^{-4} \text{ pc}$ or 0.03% of the forward shock radius. Such a thin shell containing a substantial fraction of the total ejecta mass seems implausible.

As mentioned above, the shocked material *does* contribute to the DM, but because of the high temperatures of $T > 10^6 \text{ K}$, not to the EM upon which our calculation is based. Could the shocked material between the forward and reverse shocks contribute significantly to the dispersion? The thickness of this region is $\gtrsim 20\%$ of the forward-shock radius (e.g., Chevalier 1982; Bietenholz et al. 2003). Even if we assume a high mass of $20 M_{\odot}$ for this region, for an outer radius of 0.9 pc we calculate

that the contribution to the DM is only $75 \text{ cm}^{-3} \text{ pc}$, so the shocked material contributes negligibly to the high values of DM.

We can conclude therefore, that by the time the supernova ejecta have become transparent to radio waves at 1 GHz, it is difficult to produce the high values of DM typical of FRBs from the supernova ejecta without either an implausibly high M_{ion} or having the ionized ejecta concentrated in an implausibly small region.

We note that a large value of DM with a reasonable M_{ion} in a shell distribution can be produced with a thin shell of small radius. This case is similar to the spherical distribution with a small radius. One possibility for producing such a shell inside an expanding SN would be if a pulsar wind nebula (PWN) with a radius much smaller than that of the SN forward shock re-ionizes the ejecta from the inside, then a thin, dense shell could produce a value DM of $1000 \text{ cm}^{-3} \text{ pc}$ (for our extrapolated EM of $3 \times 10^6 \text{ cm}^{-6} \text{ pc}$) with only a reasonable mass. Although SN 1986J’s central component could be interpreted as being a young PWN nebula, we argue in SN86J-IV that a PWN hypothesis is not favored.

Regardless of the exact distribution and location of the ionized portion of the ejecta, if DM were produced by propagation through the expanding SN ejecta, one would expect it to decrease relatively rapidly as the ejecta expanded, since DM is proportional to r^{-2} in an expanding but otherwise unchanging system (e.g., Piro 2016; Kashiyaama & Murase 2017; Yang et al. 2017) SNe typically expand with $r \propto t^{0.6 \sim 1}$ so one would expect that $\text{DM} \propto t^{-(1.2 \sim 2)}$. The repeating FRB 121102 has been observed for over 3 yr, and with the DM changing by $< 10 \text{ cm}^{-3} \text{ pc}$ or $< 3\%$ over that period (Scholz et al. 2016; Yang & Zhang 2017; Law et al. 2017). However, given its distance ($z = 0.193$) the proportion of the DM due to the IGM probably dominates, and only a relatively small fraction would be intrinsic and time-variable due to expanding SN ejecta.⁵ Our measurements of SN 1986J show that ejecta do not become transparent to FRB-like emission ($\sim 1 \text{ GHz}$) till at least $t \gtrsim 60 \text{ yr}$ after the explosion, and thus the fractional time-variability of the intrinsic DM over a few years would not be large.

6. SUMMARY AND CONCLUSIONS

⁵ Yang et al. (2017) derive a value of the host-galaxy DM of FRB 121102 of $\sim 210 \text{ cm}^{-3} \text{ pc}$, but that value is based on calculating a value of the intergalactic DM for the known redshift of $z = 0.193$ of $164 \text{ cm}^{-3} \text{ pc}$ based on the work of McQuinn (2014), but the latter also shows that the dispersion in the value of the intergalactic DM over different lines of sight is expected to be $100 \sim 200 \text{ cm}^{-3} \text{ pc}$, and the uncertainty in the host-galaxy value of DM for FRB 121102 must therefore be at least as large.

Our VLA and VLBI observations of the core-collapse Type II SN 1986J, which has a bright, central radio component, have for the first time given us direct observational constraints on the propagation of radio signals through the ejecta of a young SN. Based on our results from SN 1986J, we conclude that FRB signals at ~ 1 GHz would not be able to propagate through SN 1986J's ejecta for some decades, and that by the time they could, it would be difficult for the SN ejecta to produce the high values of DM seen in FRBs. This echoes the conclusions of Piro (2016), Piro & Burke-Spolaor (2017), and Metzger et al. (2017), who all concluded that Type II SN ejecta would be opaque to FRB-like signals for periods of several decades to a century or more except possibly in the case of a stripped-envelope (Type I b/c) SN. Our conclusion is also in accord with those of Katz (2016b), who examined the distribution of DM from the observed FRBs and concluded that it was inconsistent with that expected if the DMs were produced by the propagation of signals through SN ejecta.

Our conclusions are not in conflict with the hypothesis that FRBs originate from young pulsars or magnetars, which are among the more promising hypotheses for the origins of FRBs (see, e.g., Katz 2016a). However, we find on the basis of observational evidence that the FRB signals would likely be absorbed for the first few decades for a supernova similar to SN 1986J, i.e. of Type II, and

that the DMs are unlikely to be caused by propagation of the FRB signal through the SN ejecta. Very likely therefore, some other explanation for the large DMs, such as cosmological distances, must be sought.

In summary:

1. Our observations of radio emission from SN 1986J's central component show that FRB-like signals from inside a Type II SN (at $\nu \sim 1$ GHz) would be free-free absorbed by the ionized material in the ejecta for periods of $60 \sim 200$ yr after the supernova explosion.
2. Once the ejecta have become optically thin to 1-GHz radiation, producing the dispersion measures required for FRBs (375 to $1700 \text{ cm}^{-3} \text{ pc}$) requires either an unrealistically large mass of ionized material in the ejecta ($> 5M_{\odot}$) or the confinement of the ionized portion of the ejecta to an implausibly small region within the SN.

ACKNOWLEDGMENTS

We have made use of NASA's Astrophysics Data System Abstract Service, as well as the NASA/IPAC Extragalactic Database (NED) which is operated by the Jet Propulsion Laboratory, California Institute of Technology, under contract with the National Aeronautics and Space Administration. This research was supported by both the National Sciences and Engineering Research Council of Canada and the National Research Foundation of South Africa.

REFERENCES

- Bartel, N., & Bietenholz, M. F. 2014, in IAU Symposium, Vol. 296, Supernova Environmental Impacts, ed. A. Ray & R. A. McCray, 53–57
- Bartel, N., Rupen, M. P., Shapiro, I. I., Preston, R. A., & Rius, A. 1991, *Nature*, 350, 212
- Bartel, N., Ratner, M. I., Rogers, A. E. E., et al. 1987, *ApJ*, 323, 505
- Bietenholz, M. 2014, in 12th European VLBI Network Symposium and Users Meeting (2014), published by SISSA, Trieste, ed. A. Tarchi, M. Giroletti, & L. Feretti, 51
- Bietenholz, M. F., & Bartel, N. 2017a, *ApJ*, 839, 10, (SN86J-III)
- . 2017b, arXiv:1707.06596, (SN86J-IV)
- Bietenholz, M. F., Bartel, N., & Rupen, M. P. 2002, *ApJ*, 581, 1132, (SN86J-I)
- . 2003, *ApJ*, 597, 374
- . 2004, *Science*, 304, 1947
- . 2010, *ApJ*, 712, 1057, (SN86J-II)
- Caleb, M., Flynn, C., Bailes, M., et al. 2017, *MNRAS*, 468, 3746
- Chatterjee, S., Law, C. J., Wharton, R. S., et al. 2017, *Nature*, 541, 58
- Chevalier, R. A. 1982, *ApJ*, 259, 302
- Chevalier, R. A., & Fransson, C. 1994, *ApJ*, 420, 268
- Connor, L., Sievers, J., & Pen, U.-L. 2016, *MNRAS*, 458, L19
- Kashiyama, K., & Murase, K. 2017, *ApJL*, 839, L3
- Katz, J. I. 2016a, *Modern Physics Letters A*, 31, 1630013
- . 2016b, *ApJ*, 818, 19
- Keane, E. F., Johnston, S., Bhandari, S., et al. 2016, *Nature*, 530, 453
- Law, C. J., Abruazzo, M. W., Bassa, C. G., et al. 2017, *ArXiv e-prints*, arXiv:1705.07553
- Marcote, B., Paragi, Z., Hessels, J. W. T., et al. 2017, *ApJL*, 834, L8
- McQuinn, M. 2014, *ApJL*, 780, L33

- Metzger, B. D., Berger, E., & Margalit, B. 2017, *ApJ*, 841, 14
- Petroff, E., Barr, E. D., Jameson, A., et al. 2016, *PASA*, 33, e045
- Piro, A. L. 2016, *ApJL*, 824, L32
- Piro, A. L., & Burke-Spolaor, S. 2017, *ApJL*, 841, L30
- Rupen, M. P., van Gorkom, J. H., Knapp, G. R., Gunn, J. E., & Schneider, D. P. 1987, *AJ*, 94, 61
- Scholz, P., Spitler, L. G., Hessels, J. W. T., et al. 2016, *ApJ*, 833, 177
- Spitler, L. G., Scholz, P., Hessels, J. W. T., et al. 2016, *Nature*, 531, 202
- Tendulkar, S. P., Bassa, C. G., Cordes, J. M., et al. 2017, *ApJL*, 834, L7
- Thornton, D., Stappers, B., Bailes, M., et al. 2013, *Science*, 341, 53
- Vedantham, H. K., Ravi, V., Hallinan, G., & Shannon, R. M. 2016, *ApJ*, 830, 75
- Williams, P. K. G., & Berger, E. 2016, *ApJL*, 821, L22
- Yang, Y.-P., Luo, R., Li, Z., & Zhang, B. 2017, *ApJL*, 839, L25
- Yang, Y.-P., & Zhang, B. 2017, *ArXiv e-prints*, arXiv:1707.02923
- Zanardo, G., Staveley-Smith, L., Indebetouw, R., et al. 2014, *ApJ*, 796, 82