

Astrophysical Neutrinos Flavored with Beyond the Standard Model Physics

Rasmus W. Rasmussen^{1,*}, Lukas Lechner², Markus Ackermann¹, Marek Kowalski^{1,3}, and Walter Winter¹

¹ *DESY, Platanenallee 6, 15738 Zeuthen, Germany*

² *Vienna University of Technology, Department of Physics,
Wiedner Hauptstrasse 8-10, A-1040 Wien, Austria*

³ *Humboldt-Universität zu Berlin, Institut für Physik, Newtonstrasse 15, 12489 Berlin, Germany*

(Dated: November 7, 2017)

We systematically study the allowed parameter space for the flavor composition of astrophysical neutrinos measured at Earth, including beyond the Standard Model theories at production, during propagation, and at detection. One motivation is to illustrate the discrimination power of the next-generation neutrino telescopes such as IceCube-Gen2. We identify several examples that lead to potential deviations from the standard neutrino mixing expectation such as significant sterile neutrino production at the source, effective operators modifying the neutrino propagation at high energies, dark matter interactions in neutrino propagation, or non-standard interactions in Earth matter. IceCube-Gen2 can exclude about 90% of the allowed parameter space in these cases, and hence will allow to efficiently test and discriminate models. More detailed information can be obtained from additional observables such as the energy-dependence of the effect, fraction of electron antineutrinos at the Glashow resonance, or number of tau neutrino events.

I. INTRODUCTION

Physics beyond the Standard Model (BSM) may reveal its nature in extreme environments, at extreme distances, or at extreme energies. Because their Standard Model cross section is low, neutrinos – compared to other messengers – can be used to look into the interior of stars and to test propagation effects over cosmological distances. One option to search for BSM physics in the astrophysical neutrino flux is using its flavor composition, which is an experimentally challenging approach, but rather insensitive to astrophysical uncertainties.

The IceCube experiment has discovered high-energy neutrinos from an astrophysical origin [1–4] which opens a new window for multi-messenger astrophysics and testing fundamental properties of neutrinos. Many source candidates may describe the astrophysical neutrinos, see *e.g.* Refs. [5–15], even though there is no agreement on their source yet from the experimental perspective [16–18]. Conceptual insights may be obtained from energy spectrum and sky distribution [19–25]. In addition, the neutrino flavor composition may provide information for the production mechanism of the astrophysical neutrinos, as discussed in Refs. [26–35], and one can use it to test BSM physics, see *e.g.* Refs. [36–41]. A complete analysis of spectrum, neutrino flux normalization and flavor composition is, for example, given in Refs. [42–44].

BSM physics can alter the flux and composition of the high-energetic neutrinos, and it has been studied intensely in the literature in many different contexts. Decaying dark matter (DM) may explain the PeV neutrinos seen by IceCube [45–53], and new ν -DM interactions

could affect the neutrino flavor composition [54–58]. Decaying dark matter can also lead to a specific flavor composition due to a resonant behavior in the DM annihilation cross section into neutrinos [59, 60]. Interactions with the cosmic neutrino background [61–63] or non-standard interactions [64–67] may change the composition, and sterile neutrinos may affect it as well, whether they have eV mass [68, 69] or similar mass as the active neutrinos (pseudo-Dirac limit) [70–73]. Lorentz and CPT violation are other BSM effects that can affect the neutrino flavor [74–85], just as neutrino decays [86–90]. Quantum decoherence may be a remnant of a high energy theory such as quantum gravity which might impact the flavor composition [91–93]. A more exotic, but plausible phenomenon may be that sterile neutrinos can travel off the Standard Model brane into extra dimensions, which can change the flavor composition [94–99]. Note that an unequal neutrino-antineutrino composition can fake new physics [100] if it is not properly accounted for in the analysis. Furthermore, while these effects are not BSM physics, matter and coherence effects can also alter the flavor composition [101, 102]. Additional BSM physics can be constrained by IceCube, whether it alters the neutrino flavor composition or not. High-energy neutrinos can resonantly produce TeV-scale squarks, and upper limits on the R -parity violating couplings can be derived as a function of the squark’s mass [103].

In this paper we study BSM scenarios and discuss their imprint on the neutrino flavor composition in a systematic matter. We will demonstrate that these scenarios can lead to large deviations from the flavor compositions allowed by standard mixing, and neutrino telescopes can constrain them by measuring the flavor composition. This study is organized as follows: In Section II, we describe our method to systematically address the neutrino flavor composition parameter space. Thereafter,

*Corresponding author: rasmus.westphal.rasmussen@desy.de

we investigate the imprint of BSM physics and matter effects on the neutrino flavor composition, categorizing the scenarios into three different sections, namely source effects (Section III), propagation effects (Section IV) and detection effects (Section V). After that, we discuss the exclusion power of neutrino telescopes when investigating the neutrino flavor composition (Section VI), energy-dependent effects (Section VII), fraction of electron antineutrinos at the Glashow resonance (Section VIII) or expected number of tau neutrino events (Section IX). Finally, we summarize in Section X.

II. METHODS

One of our main motivations is to study the impact of the next generation neutrino telescopes such as IceCube-Gen2, on the theoretically allowed parameter space expected from physics beyond the Standard Model. Compared to earlier studies, we do not produce figures showing where in parameter space the models for certain sets of parameters lie (“dot plots”), but we show the envelope describing the whole parameter space which is, in principle, allowed – without weighting certain regions to be more or less likely.

Given a certain theory beyond the Standard Model, there are typically several uncertainties to describe the allowed parameter space at Earth:

1. Each oscillation parameter is only known to a certain precision.
2. The flavor composition at the source is unknown.
3. There is some freedom in the choice of the theory parameters.

Since we aim to compare the allowed theory parameter space to the expected precision from future experiments, we have to define a coherent approach to address these uncertainties:

Oscillation parameter uncertainties

In the theory of neutrino oscillation, the flavor composition of neutrinos reaching Earth is given by

$$\xi_{\beta+\bar{\beta},\oplus} = \sum_{\alpha} P_{\alpha\beta} \xi_{\alpha+\bar{\alpha}} \quad (1)$$

where $\xi_{\beta+\bar{\beta},\oplus} = \xi_{\beta,\oplus} + \xi_{\bar{\beta},\oplus}$ is the final (neutrino+antineutrino) flavor composition and $\xi_{\alpha+\bar{\alpha}}$ is the initial (neutrino+antineutrino) flavor composition. The initial (final) flavor composition of neutrinos and antineutrinos are given by ξ_{α} ($\xi_{\beta,\oplus}$) and $\xi_{\bar{\alpha}}$ ($\xi_{\bar{\beta},\oplus}$), respectively. Averaged neutrino oscillations lead to flavor mixing (see Ref. [101] for a detailed discussion) such that the transition probability $\nu_{\alpha} \rightarrow \nu_{\beta}$ is given by

$P_{\alpha\beta} = \sum_{i=1}^3 |(U_{\text{PMNS}})_{\alpha i}|^2 |(U_{\text{PMNS}})_{\beta i}|^2$ with U_{PMNS} being the PMNS neutrino mixing matrix. Therefore, the flavor mixing will only depend on three mixing angles $\theta_{12}, \theta_{23}, \theta_{13}$ and the CP-violating phase δ .

These oscillation parameters carry uncertainties which translate into uncertainties of the flavor composition at Earth. In order to quantify the present uncertainties, we define

$$\chi^2 = \sum_{j>i} \left(\frac{\sin^2 \theta_{ij} - \sin^2 \theta_{ij}^{\text{bf}}}{\sigma_{\sin^2 \theta_{ij}}} \right)^2, \quad (2)$$

where the best-fit and uncertainties of the three mixing angles θ_{12} , θ_{13} and θ_{23} are taken from Ref. [104], and we allow for arbitrary values of the CP-violating phase δ . We require $\chi^2 \leq 11.83$ (99% confidence level (CL) for two-dimensional fit), else we disregard the set of oscillation parameters.

While we use this method to compare between the currently allowed theory parameter space and the IceCube flavor measurement [42], the volume upgrade IceCube-Gen2 [105] is a possible future extension with better detector capabilities. The expected sensitivity of IceCube-Gen2 is obtained from Ref. [106] and assumes 15 years of data taking. As the neutrino oscillation parameters will be known to higher precision at that time, we have to define a corresponding “Gen2 scenario”. We extrapolate that

$$\begin{aligned} \sin^2 \theta_{12} &= 0.306 \pm 0.002, \\ \sin^2 \theta_{23} &= 0.441 \pm 0.01, \\ \sin^2 \theta_{13} &= 0.0217 \pm 0.0005, \\ \delta &= 261^\circ \pm 15^\circ, \end{aligned} \quad (3)$$

where the best-fit values are taken from Ref. [104]. The uncertainties are obtained in the following way: The Deep Underground Neutrino Experiment (DUNE) will constrain θ_{23} and δ to $\sigma_{\theta_{23}}^{\text{DUNE}} \simeq 1^\circ$ and $\delta^{\text{DUNE}} \simeq 15^\circ$, respectively, by 2027–2028 [107]. The Jianmen Underground Neutrino Observatory (JUNO) will constrain $\sin^2(\theta_{12})$ to $\sigma_{\sin^2 \theta_{12}}^{\text{JUNO}} \simeq 0.003$ by about 2026 [108, 109]. We extrapolate these uncertainties to the year 2030 to assure a common level for the neutrino oscillation parameters, by assuming that they scale $\propto 1/\sqrt{\text{exposure}}$. The uncertainty of the reactor angle (θ_{13}) is the most difficult to determine. We assume that the best result will still come from short baseline (SBL) reactor experiments, and the current best measurement is $\sin^2(2\theta_{13}) = 0.0841 \pm 0.0027(\text{stat}) \pm 0.0019(\text{syst})$ from the Daya Bay experiment [110]. Assuming the systematic uncertainty will dominate in the end, a conservative estimate $\sigma_{\sin^2(2\theta_{13})}^{\text{SBL}} = 0.0019$ is obtained (if that uncertainty cannot be substantially improved). Note that the χ^2 for “Gen2 scenario” will depend on δ in addition to θ_{12}, θ_{13} and θ_{23} .

In all cases, we show the results for the normal mass ordering. In the Standard Model, small changes are expected for the inverted ordering because the best-fit value

of θ_{23} changes, see *e.g.* Ref. [38]. For most of the models discussed, the allowed parameter space for the inverted ordering is identical – which we checked numerically. However, there are two exceptions, namely neutrino decay and pseudo-Dirac neutrinos: The neutrino flavor composition parameter space changes because the best-fit value of θ_{23} is different for the inverted ordering.

Unknown flavor composition at source

For the discussion in this work, it is essential to define the allowed range for the flavor composition at the source within standard mixing. While neutrino production by the pion decay chain leads to the well-known $(\xi_{e+\bar{e}} : \xi_{\mu+\bar{\mu}} : \xi_{\tau+\bar{\tau}}) = (1/3 : 2/3 : 0)$, the muon decay contribution may be damped by magnetic field effects on the secondaries $(\xi_{e+\bar{e}} : \xi_{\mu+\bar{\mu}} : \xi_{\tau+\bar{\tau}}) = (0 : 1 : 0)$ [111] or enhanced $(1/2 : 1/2 : 0)$ to a muon pile-up [112]. Other frequently used assumptions include neutrino production by neutron decay $(1 : 0 : 0)$ [113] or charmed meson decays $(1/2 : 1/2 : 0)$ [114] at the highest energies.

In the Standard Model, no significant contribution of tau neutrinos is expected at the source [115]. The main reason is the relatively large mass of the tau lepton, which is the primary of the neutrino. We therefore assume that the initial flavor composition is $(\xi_{e+\bar{e}} : \xi_{\mu+\bar{\mu}} : \xi_{\tau+\bar{\tau}}) = (x : 1 - x : 0)$ with $0 \leq x \leq 1$, unless stated otherwise, whereas a different flavor composition points to physics beyond the Standard Model. This means that we will allow x to vary in that range to describe the allowed region.

Theory model parameters

A theoretical model typical comes with unknown theory parameters or choices, which can be either continuous or discrete. Take, for example, neutrino decay. There are $2^3 = 8$ discrete possibilities, since each mass eigenstate can be stable or unstable, leading to eight different scenarios. There are additional continuous parameters such as the lifetimes of the individual mass eigenstates and the branching ratios into the daughter states, which will lead, over astrophysical distances, to different (continuous) occupations of the daughters.

We will deal with these discrete and continuous parameters in different ways. In the individual model sections we will show the impact of different discrete choices, while we will vary the continuous parameters in the allowed ranges. In several cases, we will also show the “complete envelope” for all possible (discrete and continuous) parameter value choices to later compare different theories with each other, and to show the parameter space which is in principle allowed.

Graphical representation

We illustrate our graphical representation for the standard mixing expectation versus current (left panel) and future (right panel) IceCube bounds in Fig. 1. In this case, the currently published data from the IceCube experiment can exclude 2% of the standard mixing allowed region at 99% CL, whereas IceCube-Gen2 will be able to exclude 73% of the standard mixing allowed region in 2030.¹ The corresponding exclusion regions are marked by darker shadings in Fig. 1: they correspond to the green shaded regions which our outside the 3σ allowed contours.

We will in most cases show the “Gen2 scenario” only, using the constraints on the oscillation parameters derived above. However, some models, such as those including sterile neutrinos or non-standard neutrino production, have been derived with dedicated models in the literature, making it difficult to extrapolate current uncertainties. In these cases, which we will explicitly point out, we will use the current uncertainties.

Our discussion in the next sections is separated into source, propagation, and detection effects.

III. SOURCE EFFECTS

Here we discuss effects at neutrino production or close to the source.

A. Non-standard neutrino production

One possibility for physics beyond the SM is that it indirectly enters via new (incoherent) production channels which lead to a significant amount of tau neutrinos or sterile neutrinos, which we illustrate in Fig. 2, left panel.

While tau neutrinos do not affect the standard mixing region very much due to the large θ_{23} mixing, a substantial amount of sterile neutrinos at production can change the flavor composition [69]. A possible production mechanism may be dark matter which dominantly decays into sterile neutrinos [116–118]. In order to illustrate that, we construct a 4×4 mixing matrix using the parameterization

$$U_{4 \times 4} = U_{23} \bar{U}_{13} U_{12} \bar{U}_{14} \bar{U}_{24} U_{34}, \quad (4)$$

where U_{ij} (\bar{U}_{ij}) is a real (complex) rotation matrix in the ij plane. The flavor mixing is $P_{\alpha\beta} = \sum_{i=1}^4 |(U_{4 \times 4})_{\alpha i}|^2 |(U_{4 \times 4})_{\beta i}|^2$ assuming that the sterile

¹ One can decompose the flavor triangle into smaller triangles and compute the parameter space area with the IceCube-Gen2 sensitivity region for an increasing number of smaller triangles. This gives an estimate for the exclusion percentage.

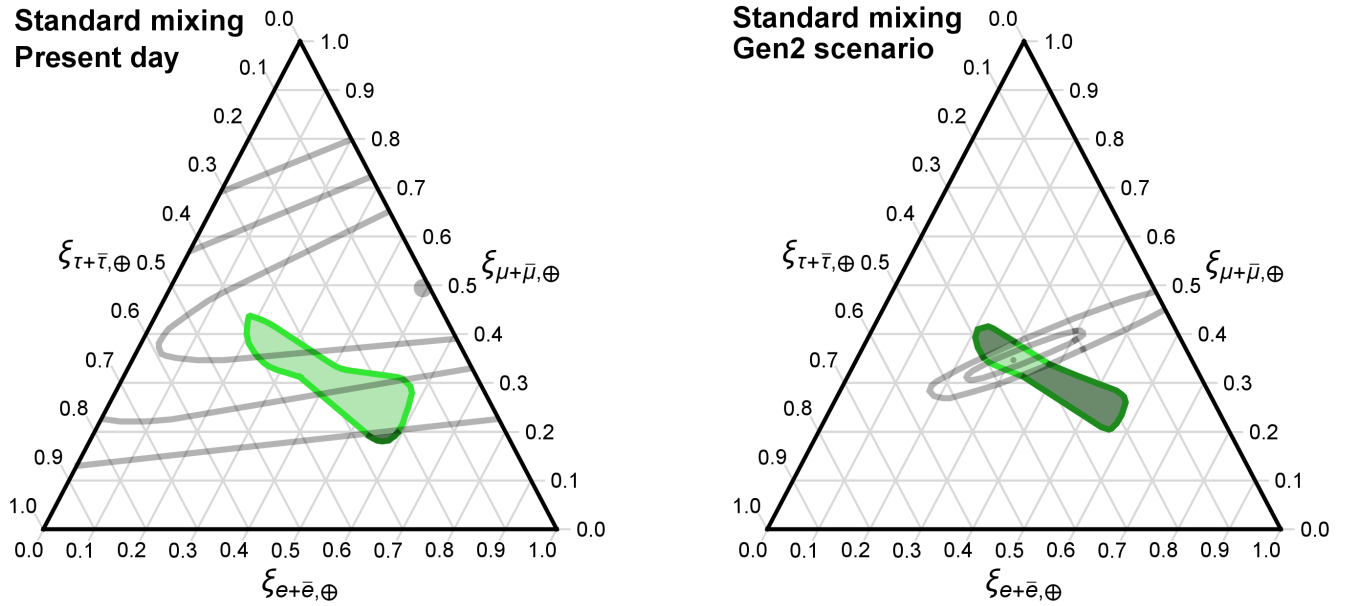


FIG. 1: The flavor composition expected by standard neutrino mixing (green shaded regions) for the current uncertainties (left) and “Gen2 scenario” (right) versus the corresponding bounds from IceCube (current) and IceCube-Gen2 (expected), respectively. The different contours corresponds the 1σ , 2σ (omitted for IceCube-Gen2), and 3σ (2 d.o.f.) allowed regions from Ref. [42] and Ref. [106], respectively. The best-fit points are everywhere marked by a dot.

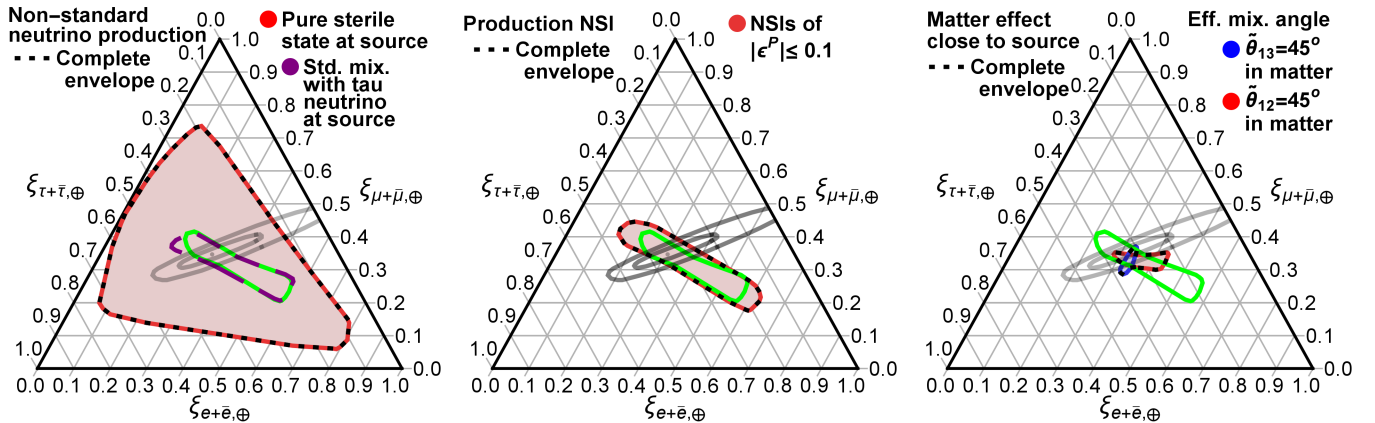


FIG. 2: The neutrino flavor composition at detection for effects at the source: non-standard neutrino production at the source (left), non-standard interactions at production (middle) and matter effect conversions close to the source (right). Green regions mark the standard mixing expectation, gray contours the IceCube-Gen2 expected sensitivity (1σ , 3σ) for the “Gen2 scenario”. The best-fit points are everywhere marked by a dot. The dashed contours mark the “complete envelope”, which is the parameter space in principle allowed – which is used for reference later.

neutrino oscillation averages out. One complication is that the χ^2 in Eq. (2) assumes an unitary 3×3 mixing matrix to constrain the active mixing angles. Therefore, we construct a new χ^2 for this scenario, which is given by

$$\chi^2 = \sum_{\alpha=e,\mu,\tau} \sum_{i=1,2,3} \left(\frac{|U_{\alpha i}| - |U_{\alpha i}|^{\text{bf}}}{\sigma|U_{\alpha i}|} \right)^2 \quad (5)$$

where the best-fit values and 1σ uncertainties are taken

from Ref. [119]. The authors in Ref. [119] investigate the allowed range of the PMNS mixing elements in the case that it is a submatrix of the complete mixing matrix. The mixing matrix can be enlarged due to new physics such as sterile neutrinos, and this will impact neutrino oscillations since the PMNS mixing matrix is non-unitary. Parameterizing the non-unitary neutrino oscillation equation and using the Cauchy-Schwarz inequality to reduce the parameter space, they construct a χ^2 depending on the non-unitary neutrino oscillation and use neutrino os-

cillation data as input to constrain the allowed range of the PMNS mixing matrix elements. Their result is used in our method to obtain the allowed parameter space of the neutrino flavor composition in the cases with a sterile neutrino. Note that we did not extrapolate the uncertainties to 2030 in this case. Our method gives results similar to those shown in Fig. 3 of Ref. [69].

From Fig. 2, left panel, it can be seen that a substantial amount of sterile neutrinos at the source can lead to strong deviations from the standard mixing region. IceCube-Gen2 can exclude 93% of the (currently) allowed parameter space at the 99% CL.

B. Non-standard interactions at production

Non-standard interactions (NSIs) can occur at production of the neutrinos. Such non-standard interactions come from effective higher dimensional operators, which means that BSM physics enters the production process directly. Note that neutrino production and detection processes are typically different, which means that it is plausible that BSM physics affects one or the other, or both. The neutrino state can be written as [120]

$$|\nu_\alpha^P\rangle = (1 + \epsilon^P)U_{\text{PMNS}}|\nu_i\rangle, \quad (6)$$

$$\langle\nu_\beta^D| = \langle\nu_i|U_{\text{PMNS}}^\dagger \quad (7)$$

where $|\nu_\alpha^P\rangle$ ($\langle\nu_\beta^D|$) represents the neutrino at production (detection), $|\nu_i\rangle$ is the mass eigenstate, U_{PMNS} is the PMNS mixing matrix and ϵ^P are the NSIs at production. After averaging out the mass square differences Δm_{21}^2 and Δm_{32}^2 , the flavor mixing is given by [120]

$$P_{\alpha\beta} = \sum_i |\mathcal{J}_{\alpha\beta}^i|^2 \quad (8)$$

with

$$\begin{aligned} \mathcal{J}_{\alpha\beta}^i &= (U_{\text{PMNS}})_{\alpha i}^* (U_{\text{PMNS}})_{\beta i} + \\ &+ \sum_\gamma \epsilon_{\alpha\gamma}^P (U_{\text{PMNS}})_{\gamma i}^* (U_{\text{PMNS}})_{\beta i}. \end{aligned} \quad (9)$$

We assume complex production NSIs satisfying $|\epsilon^P| \leq 0.1$ since it represents the value allowed by current constraints [120, 121], and we quantify the allowed neutrino oscillation parameters by Eq. (2). With this, we compute the flavor composition which is shown in Fig. 2 (middle plot). There are small deviations from standard mixing for the value allowed by current experimental data.

C. Constant matter effects close to source

We consider neutrino oscillations in matter close to the source as a possible mechanism to change the flavor composition of astrophysical neutrinos. Note that this mechanism is exceptional in this work, because it is

strictly speaking physics of standard neutrino oscillations together with a special astrophysical environment close to the source. It is however interesting to discuss it in the context of source effects, which may, for instance, occur for hidden astrophysical jets [102, 122–125].

For simplicity, we consider SM matter effects [126, 127] in a constant matter density close to the source with a matter potential V_e in the Hamiltonian

$$\mathcal{H}_{\text{tot}} = \frac{1}{2E} U \begin{pmatrix} 0 & 0 & 0 \\ 0 & \Delta m_{21}^2 & 0 \\ 0 & 0 & \Delta m_{32}^2 \end{pmatrix} U^\dagger + \begin{pmatrix} V_e & 0 & 0 \\ 0 & 0 & 0 \\ 0 & 0 & 0 \end{pmatrix}. \quad (10)$$

with $U = U_{\text{PMNS}}$. The neutrino energy is chosen to be $E = 100$ TeV and the mass square differences are chosen from their 3σ ranges [104]. The flavor mixing is given by

$$P_{\alpha\beta}(L_{\text{vac}}, L_{\text{m}}) = |\langle\nu_\beta|U_{\text{PMNS}}e^{-i\mathcal{H}_{\text{vac}}L_{\text{vac}}}U_{\text{PMNS}}^\dagger U_{\text{m}}e^{-i\mathcal{H}_{\text{m}}L_{\text{m}}}U_{\text{m}}^\dagger|\nu_\alpha\rangle|^2, \quad (11)$$

where $\mathcal{H}_{\text{m}} = U_{\text{m}}^\dagger \mathcal{H}_{\text{tot}} U_{\text{m}} = \frac{1}{2E} \text{diag}(0, \Delta m_{21, \text{eff}}^2, \Delta m_{32, \text{eff}}^2)$ with “m” as subscript for matter, $\mathcal{H}_{\text{vac}} = \frac{1}{2E} \text{diag}(0, \Delta m_{21}^2, \Delta m_{32}^2)$ and L_{vac} (L_{m}) is the distance in vacuum (matter). We use our procedure given in Section II to constrain the neutrino oscillation parameters. To include various neutrino production positions within the source and the effect of decoherence, the flavor mixing is averaged over the distances

$$\bar{P}_{\alpha\beta} = \int_0^{L_{\text{vac}}} \int_0^{L_{\text{m}}} P_{\alpha\beta}(L'_{\text{vac}}, L'_{\text{m}}) \frac{dL'_{\text{vac}}}{L_{\text{vac}}} \frac{dL'_{\text{m}}}{L_{\text{m}}}.$$

The matter distance L_{m} can be arbitrary since we do not have any information about the size of the source, however we limit it to the range $L_{\text{m}} \in [0, 10^{10}]$ km. The vacuum distance L_{vac} has to obey $L_{\text{vac}} \gg L_{\text{coh}} \simeq 2E/\Delta m_{21}^2$ to include decoherence, therefore we parameterize $L_{\text{vac}} = [10, 100]L_{\text{coh}}$. The lower limit has to be larger than one to ensure decoherence, whereas changing the upper limit does not influence the flavor composition (we checked this numerically). We study two cases, one with the electron matter density being equal to $N_e = 2 \cdot 10^{18} \text{ cm}^{-3}$ and the other with $N_e = 8.7 \cdot 10^{19} \text{ cm}^{-3}$. The former (later) case gives a matter resonance in the source for the θ_{12} (θ_{13}) mixing angle for a 100 TeV neutrino. These electron densities are low compared to the Earth density, $N_e^{\text{Earth}} \approx 10^{24} \text{ cm}^{-3}$, and core density of Gamma Ray Bursts (GRBs) and Supernovae (SNe), $N_e^{\text{core}} \approx 10^{33} \text{ cm}^{-3}$. However, one finds the resonance electron density in GRBs and SNe at radii $r \approx 10^{12} \text{ cm}$ [128–131]. We have also studied the matter resonance for the θ_{23} mixing angle in this setup, but it has very little impact on the neutrino flavor composition due to θ_{23} being nearly 45° in vacuum, which means that the effective θ_{23} in matter will also be 45° .

The flavor composition at the detector for the matter effect is displayed in Fig. 2 (right) for the two cases described above. The regions tend to be smaller than

the one allowed by standard mixing because the constant matter density was fine-tuned such that the effective mixing angle in matter was 45° . They can, however, slightly leave the standard mixing allowed region.

A varying matter density may alter the flavor composition, however it requires a matter density resonance and a minimum matter width/distance [128] for matter effects to be important. This is not satisfied in optically thin sources where the neutrino is accompanied by an electromagnetic component. However, it can be for optically thick sources since the matter density is higher, but no electromagnetic counterpart is present [129]. An example is an astrophysical source with a choked jet, a scenario that has been studied in the context of Gamma Ray Bursts (GRBs) [132, 133], Supernovae (SNe) [134] and Active Galactic Nuclei (AGNs) [135, 136]. According to Ref. [129], the shower-to-track ratio changes in optically thick sources, depending on source properties and neutrino oscillation parameters. However, a similar study Ref. [122] finds a different, but more significant result. The two studies differ due to different treatment of averaging and coherence loss, and Ref. [122] includes additional effects not considered in Ref. [129]. Therefore, varying matter effects may considerably modify the flavor composition, whereas a constant matter density has some effect.

IV. PROPAGATION EFFECTS

In this section, we investigate BSM scenarios affecting the neutrino propagation. Our results are shown in Fig. 3.

A. Pseudo-Dirac neutrinos

Due to the astrophysical distance, neutrino telescopes can probe very small mass square differences among neutrinos. This makes them ideal to constrain the pseudo-Dirac neutrino scenario. It has been studied in the general context of neutrino telescopes [70–72], but also for certain astrophysical sources such as Gamma Ray Bursts (GRBs) [73, 137, 138]. Neutrinos might be Dirac or Majorana particles, depending on the allowed mass terms in the SM Lagrangian. The neutrino mass matrix can be written as

$$M_\nu = \begin{pmatrix} m_L & m_D \\ m_D^T & M_R \end{pmatrix}, \quad (12)$$

where m_D is the Dirac mass matrix and m_L, M_R are the Majorana mass matrices. The mass matrix m_L breaks the SM gauge group $SU(2)_L$ and should be zero unless new particles (such as a Higgs triplet) are introduced. This allows for a mass term which is invariant under the SM symmetries. Similarly, M_R can vanish like m_L as a result of new gauge symmetries such as $SU(2)_R$ [139], however left-right symmetry models allow

M_R under this gauge group by introducing a $SU(2)_R$ Higgs triplet [140–142]. The classical seesaw mechanism [143–147] is generated by assuming $m_L = 0, m_D \ll M_R$, whereas $m_L = M_R = 0$ results in pure Dirac neutrinos. The last example leads to six Weyl neutrinos, three pairs of an active and sterile state. Even though the active-sterile mixing angle between the pair is maximal, *i.e.* $\theta = \pi/4$, they do not oscillate into their sterile partner since they are degenerate, *i.e.* $\delta m^2 = 0$. Lifting this degeneracy, *i.e.* $m_L, M_R \ll m_D$, leads to the pseudo-Dirac scenario. The mixing angle between the active and sterile states is very close to maximal, $\theta \simeq \pi/4$, and the mass square difference, $\delta m^2 \simeq 2m_D(m_L + M_R)$, is small. The flavor oscillation probability in the pseudo-Dirac scenario is [70]

$$P_{\alpha\beta} = \frac{1}{4} \left| \sum_{j=1}^3 U_{\alpha j} \left[e^{i(m_j^+)^2 L/(2E)} + e^{i(m_j^-)^2 L/(2E)} \right] U_{\beta j}^* \right|^2 \quad (13)$$

where m_j^+ (m_j^-) is the heavier (lighter) of the active-sterile neutrino pair j , U is the PMNS mixing matrix, L is the baseline and E is the energy. Averaging out Δm_{21}^2 and Δm_{32}^2 (mass square differences among states of different pairs, *i.e.* $(\Delta m_{ij}^{+-})^2 \equiv (m_i^+)^2 - (m_j^-)^2 = (\Delta m_{ij}^{--})^2 + \delta m_j^2 \simeq (\Delta m_{ij}^{--})^2 \simeq (\Delta m_{ij}^{+-})^2 \simeq (\Delta m_{ij}^{++})^2$), the oscillation probability becomes

$$P_{\alpha\beta}(L, \delta m_1^2, \delta m_2^2, \delta m_3^2) = \sum_{j=1}^3 |(U_{\text{PMNS}})_{\alpha j}|^2 |(U_{\text{PMNS}})_{\beta i}|^2 \left[1 - \sin^2 \left(\frac{\delta m_j^2 L}{4E} \right) \right] \quad (14)$$

where $\delta m_j^2 = (m_j^+)^2 - (m_j^-)^2$. The mass square differences δm_j^2 and the baseline L are unknown, but we average over the baseline and scan for δm_j^2 to obtain the flavor mixing

$$\bar{P}_{\alpha\beta} = \int_0^L P_{\alpha\beta}(L', \delta m_1^2, \delta m_2^2, \delta m_3^2) \frac{dL'}{L}. \quad (15)$$

This is justified because the sources of IceCube's astrophysical neutrinos are unresolved and δm_j^2 can be any value (treated as a continuous theory parameter). We require L to obey $L \gg L_{\text{coh}} \simeq 2E/\Delta m_{21}^2$ where L_{coh} is the coherence distance such that the ordinary mass square differences ($\Delta m_{21}^2, \Delta m_{32}^2$) are averaged out (requirement for Eq. (14)). We choose $E \in [10, 10^4]$ TeV and $\delta m_j^2 \in [10^{-17}, 10^{-19}]$ eV², the range neutrino telescopes can probe [72]. There are $2^3 = 8$ different possibilities since we can either average over the mass square differences or set it equal to zero. If all are equal to zero, it will lead to standard mixing. Therefore, this is omitted in the end. The seven remaining cases are referred to by the disk notation (except one): a filled disk means that the corresponding $\sin^2 = 0$, whereas an unfilled disk means that we average it. For example, “**①**②③” means that

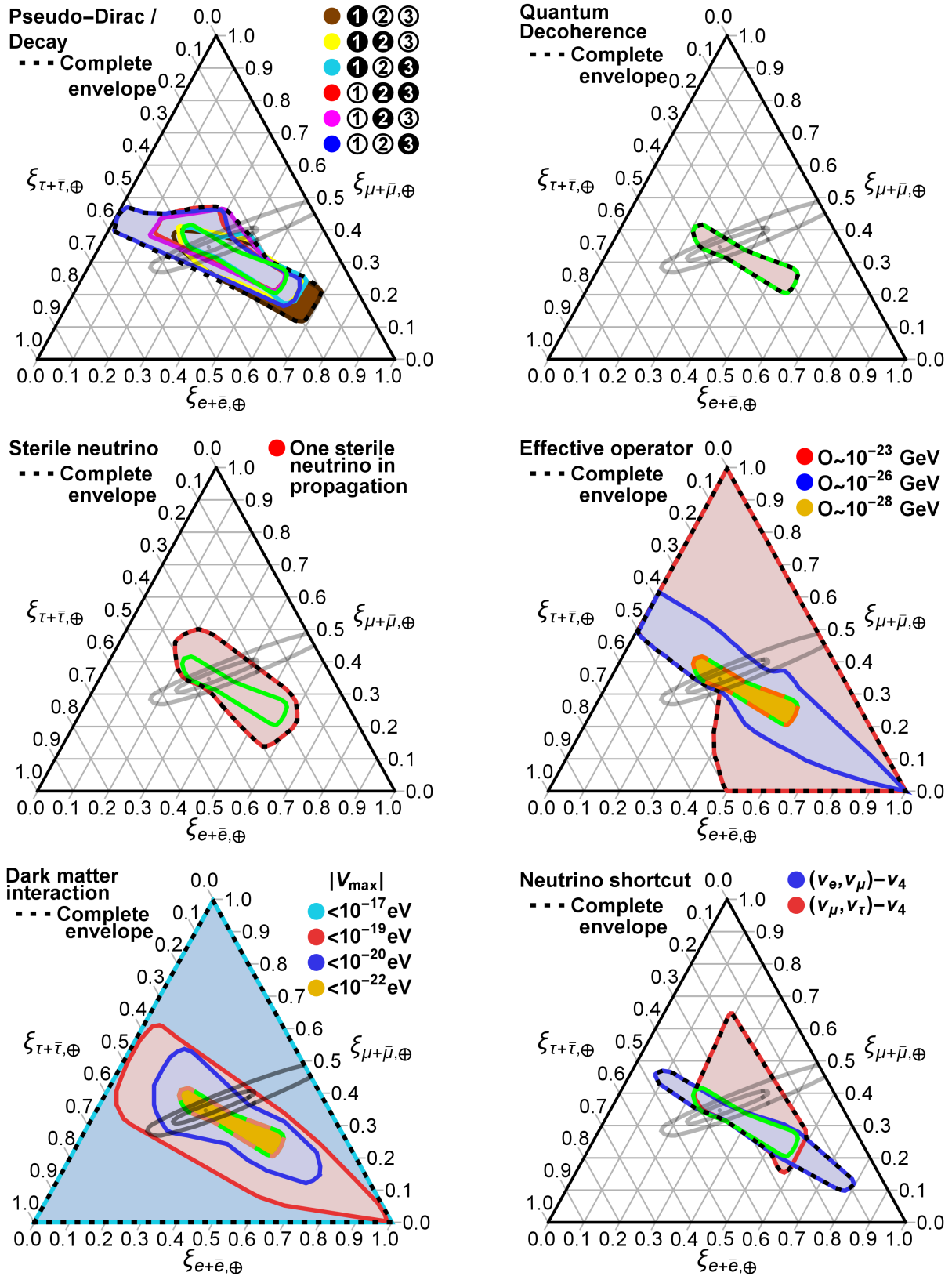


FIG. 3: The allowed flavor compositions for six different BSM scenarios for neutrino propagation. Light green regions mark the standard mixing expectation, gray contours the IceCube-Gen2 expected sensitivity (1σ , 3σ) for the “Gen2 scenario”. The best-fit points are everywhere marked by a dot. The dashed contours mark the “complete envelope”, which is the parameter space in principle allowed – which is used for reference later.

$\sin^2(\delta m_1^2 L/(4E)) = 0$, and the other two $\sin^2 \neq 0$. The disk notation is not shown for scenario “①②③”, however it generates the complete envelope since all three mass square differences are averaged.

Our results are shown in the upper left panel of Fig. 3, including the envelope of all possible scenarios. The figure demonstrates that large deviations from the standard mixing can be expected.

B. Neutrino decay

If neutrinos are unstable, they will decay during their propagation to Earth. The equation describing the invisible decay (decay into invisible decay products), which can be incomplete, is [86]

$$P_{\alpha\beta} = \sum_{i=3}^3 |(U_{\text{PMNS}})_{\alpha i}|^2 |(U_{\text{PMNS}})_{\beta i}|^2 \exp\left(-\frac{Lm_i}{E\tau_i}\right), \quad (16)$$

where τ_i is the rest frame lifetime of the ν_i mass eigenstate boosted by $\gamma = E/m_i$ into the laboratory frame. For additional studies considering neutrino decay, see Refs. [89, 90]. The neutrino mass m_i is unknown, whereas L and E are experimentally measured. Therefore, one quotes τ_i/m_i as the neutrino lifetime. The current limits are: $\tau_1/m_1 \gtrsim 10^5$ s/eV for ν_1 from SN1987A [148], $\tau_2/m_2 \gtrsim 10^{-4}$ s/eV for ν_2 from solar neutrinos [149–152], and $\tau_3/m_3 \gtrsim 10^{-10}$ s/eV for ν_3 from atmospheric and long-baseline data [153]. Neutrino telescopes can probe lifetimes of $\tau/m \gtrsim 10^2 \frac{L}{\text{Mpc}} \frac{\text{TeV}}{E}$ s/eV [40], which are about a factor of 10^5 longer than the current limits for ν_2 and ν_3 .

However, Eq. (16) has a shortcoming, namely the possibility of the heavier mass eigenstates repopulating the lighter mass eigenstates. Therefore, we will include this effect in our approach. The total Hamiltonian is given by [154]

$$\mathcal{H}_{\text{tot}} = \frac{1}{2E} U_{\text{PMNS}} \begin{bmatrix} \left(\begin{array}{ccc} 0 & 0 & 0 \\ 0 & \Delta m_{21}^2 & 0 \\ 0 & 0 & \Delta m_{32}^2 \end{array} \right) \\ + i \begin{pmatrix} -\lambda_1 & \lambda_2 \text{Br}_{2 \rightarrow 1} & \lambda_3 \text{Br}_{3 \rightarrow 1} \\ 0 & -\lambda_2 & \lambda_3 \text{Br}_{3 \rightarrow 2} \\ 0 & 0 & -\lambda_3 \end{pmatrix} \end{bmatrix} U_{\text{PMNS}}^\dagger \quad (17)$$

where the first term is the usual mass term and the second term is due to decay. Here $\lambda_i = m_i/\tau_i$ and $\text{Br}_{j \rightarrow i}$ is an effective branching ratio between the j and i mass eigenstate. The matrix is upper triangular due to kinematics (lighter mass eigenstates cannot decay into heavier mass eigenstates). We chose $\Delta m_{21}^2 \in [7.03, 8.09] \cdot 10^{-5}$ eV, $\Delta m_{32}^2 \in [2.41, 2.64] \cdot 10^{-3}$ eV and $E \in [10, 10^4]$ TeV, and we compute the eigenvalues and eigenvectors by a singular value decomposition (SVD)

$$\mathcal{H}_{\text{tot}} = V \tilde{\lambda} V^\dagger \quad (18)$$

where $\tilde{\lambda} = \text{diag}(\tilde{\lambda}_1, \tilde{\lambda}_2, \tilde{\lambda}_3)$ with $\tilde{\lambda}_i$ being real. The flavor mixing is given by

$$\bar{P}_{\alpha\beta} = \frac{1}{L} \int_0^L |\langle \nu_\beta | V e^{-i\tilde{\lambda}L'} V^\dagger | \nu_\alpha \rangle|^2 dL', \quad (19)$$

where we average over the distance to include decoherence effects. Therefore, L has to obey $L \gg L_{\text{coh}} \simeq 2E/\Delta m_{21}^2$ where L_{coh} is the coherence distance, however L cannot exceed the Hubble distance, see Ref. [89] for explanation. There are $2^3 = 8$ possibilities of neutrino decays, since either active state may be stable or not; intermediate unstable states can be integrated out [88]. We will investigate seven cases since one is trivial, namely the case with all mass eigenstates stable (standard mixing). We again use the disk notation, for instance, “①②③” means ν_1 stable and ν_2, ν_3 unstable. Possible scenarios and branchings for the different mass orderings are discussed in Ref. [88].

The expected flavor composition is shown in the upper left panel of Fig. 3, including the complete envelope – which is identical to the scenario where all mass eigenstates are unstable (for complete decays, one would not expect a flux at Earth). IceCube-Gen2 can exclude 85% of the envelope area covered by all decay scenarios.

It is interesting to compare neutrino decay and pseudo-Dirac in this context. Essentially, Eq. (14) looks similar to Eq. (16) with $[1 - \sin^2(\delta m_i^2 L/(4E))] = \exp(-Lm_i)/(E\tau_i)$. Therefore, scanning over different parameters for the two cases, the same parameter space is obtained. However, we use Eq. (17) for decay, where we marginalize decay rates and branchings. This fact together with the off-diagonal elements in the decay term being smaller than the diagonal elements, *i.e.* $|\lambda_i| \geq |\lambda_i \text{Br}_{i \rightarrow j}|$, and averaging the flavor mixing over astrophysical distances, means re-occupations of mass eigenstates are equivalent to use Eq. (16) with lower decay rates. Therefore, one reproduces the same parameter space for the decay and pseudo-Dirac cases, even though we use Eq. (17) instead of Eq. (16).

C. Quantum decoherence

Quantum decoherence [92, 93] can alter the flavor mixing, and it depends only on two non-zero quantum decoherence parameters Ψ and Γ [76]

$$P_{\alpha\beta} = \frac{1}{3} + \frac{1}{2} (|U_{\alpha 1}|^2 - |U_{\alpha 2}|^2) (|U_{\beta 1}|^2 - |U_{\beta 2}|^2) e^{-2\Psi L E^n} \\ + \frac{1}{6} (|U_{\alpha 1}|^2 + |U_{\alpha 2}|^2 - 2|U_{\alpha 3}|^2) \\ \times (|U_{\beta 1}|^2 + |U_{\beta 2}|^2 - 2|U_{\beta 3}|^2) e^{-2\Gamma L E^n} \quad (20)$$

under the assumption that oscillations average out over astrophysical distances. The number n carries the energy dependent imprint of a specific model, and the usual values used in the literature are $n = -1, 0, 2$ [155]. Interestingly, quantum decoherence can therefore occur as a

high energy effect such as a remnant of a quantum theory of gravity. We choose the exponential factors between zero and one rather than choosing specific values of Ψ , Γ , L and E to cover the possible model parameter space. We note that this scenario is, in terms of the envelope covered, not different from standard mixing; see Fig. 3 upper right corner. Quantum decoherence may, however, produce some interesting energy-dependent effects, as we will see later.

D. Sterile neutrinos

Many theories beyond the SM include sterile neutrinos. This will affect the flavor composition since the active neutrinos can mix with the sterile neutrinos during their propagation. Using the same method as in Section III A and restricting ourselves to active neutrinos at the source, we find the region in the middle left panel of Fig. 3. This region is significantly larger than the standard mixing region, and 86% of it can be excluded with IceCube-Gen2. Note again that here the current bounds on the unitarity of the mixing matrix elements have been used, which means that the region will slightly shrink in the future.

E. Effective operators

Higher-dimensional terms may originate from a high energy scale theory and lead to new physics via effective operators. We use Ref. [85] as a guideline, investigating the same examples, however the neutrino oscillation parameters obey the constraints derived from the χ^2 (Eq. (2)). The Hamiltonian becomes

$$\begin{aligned} H_{\text{tot}} &= \frac{1}{2E} U_{\text{PMNS}} \text{diag}(0, \Delta m_{21}^2, \Delta m_{32}^2) U_{\text{PMNS}}^\dagger \\ &+ \sum_n \left(\frac{E}{\Lambda_n} \right)^n \tilde{U}_n \mathcal{O} \text{diag}(O_{n,1}, O_{n,2}, O_{n,3}) \tilde{U}_n^\dagger \\ &= V \text{diag}(\Delta_1, \Delta_2, \Delta_3) V^\dagger, \end{aligned} \quad (21)$$

where V is the mixing matrix that results from diagonalizing H_{tot} and $O_{n,i} \sim \mathcal{O}(1)$ for $i \in [1, 3]$. The new physics depends on the coupling strengths \mathcal{O} and Λ_n , and we choose \tilde{U}_n in a parameterization-independent way, meaning we obtain the whole allowed parameter space. We investigate the $n = 1$ effective operator's impact on the flavor composition since the lower terms are more relevant. This is the usual perception when one considers a renormalizable quantum field theory, *i.e.* $(E/\Lambda_n) \ll 1$ for every n . Neutrino oscillation data constrains the coupling strength on the effective operator to $\mathcal{O} \sim 10^{-23}$ GeV [156, 157]. As in Ref. [85], we study $\mathcal{O} \sim 10^{-23}$ GeV with $\Lambda_1 = 1$ TeV as current limit of the $n = 1$ effective operator. We also study the cases $\mathcal{O} \sim 10^{-26}$ GeV with $\Lambda_1 = 35$ TeV and $\mathcal{O} \sim 10^{-28}$ GeV with $\Lambda_1 = 2$ PeV. The choice of these values makes the

new physics to be the same order of magnitude as the mass term in the Hamiltonian with a neutrino energy of $E = 35$ TeV and $E = 2$ PeV, respectively [85]. The flavor mixing is $P_{\alpha\beta} = \sum_{i=1}^3 |V_{\alpha i}|^2 |V_{\beta i}|^2$, now depending on V rather than U_{PMNS} since V diagonalizes the Hamiltonian (Eq. (21)).

The parameter space for different values of O is shown in the middle right panel of Fig. 3. Since we allow for arbitrary initial flavors excluding tau neutrinos, it can cover almost the whole plane except from the ν_τ corner. If one allows for tau neutrinos at the source, the lower left corner is probed [85]. IceCube-Gen2 can exclude 94% of the parameter space for $O \simeq 10^{-23}$ GeV.

F. Interaction with dark matter

We follow the approach in Ref. [54] for this section. Neutrinos are produced by the cosmic accelerators, and IceCube has discovered an isotropic neutrino flux [158]. As neutrinos propagate from the source towards Earth, they might interact with dark matter (DM). There are different models describing the DM distribution in the Universe. The effect of neutrino-DM interaction introduces a potential in the Hamiltonian

$$\mathcal{H}_{\text{tot}} = \frac{1}{2E} U_{\text{PMNS}} \begin{pmatrix} 0 & 0 & 0 \\ 0 & \Delta m_{21}^2 & 0 \\ 0 & 0 & \Delta m_{32}^2 \end{pmatrix} U_{\text{PMNS}}^\dagger + \mathcal{V} \quad (22)$$

with the mass square differences Δm_{ij}^2 and the neutrino mixing matrix U_{PMNS} . The potential \mathcal{V} describes the interaction between neutrinos and DM, and can be parameterized as [54]

$$\mathcal{V}_{\alpha\beta} = \lambda_{\alpha\beta} G_F N_\chi \quad (23)$$

where $\lambda_{\alpha\beta}$ is a Hermitian matrix containing the $\pm \mathcal{O}(1)$ coupling between neutrinos and DM, the Fermi constant G_F , and the dark matter number density N_χ . The number density is related to the energy density by

$$N_\chi = \frac{\rho_{\text{DM}}}{m_{\text{DM}}}, \quad (24)$$

and we will use the Navarro-Frenk-White (NFW) DM distribution for ρ_{DM} . It is given by $\rho_{\text{NFW}}(r) = \rho_{\text{DM}}(r, 20 \text{ kpc}, 1, 3, 1)$ [159, 160] with the general parameterization

$$\rho_{\text{DM}}(r, r_s, \alpha, \beta, \gamma) = \rho_\oplus \left(\frac{r_\oplus}{r} \right)^\gamma \left(\frac{1 + (r_\oplus/r_s)^\alpha}{1 + (r/r_s)^\alpha} \right)^{(\beta-\gamma)/\alpha}. \quad (25)$$

It is derived under a spherical symmetry and the Galactic Center (GC) corresponds to $r = 0$. We assume the solar system being $r_\oplus = 8.5$ kpc from the GC and several studies shows that $\rho_\oplus = 0.4$ GeV/cm³ [161–163]. The distance from the GC to the neutrino position is given by $r^2 = r_\oplus^2 + l^2 - 2r_\oplus l \cos \phi$ where $l = \sum_{i=1}^n l_i$ is the

line of sight distance from the solar system. The specific timestep is given by the index i , whereas n defines the total number of timesteps. The ranges are $\phi \in [\pi/2, \pi]$ and $l \in [0, 20]$ kpc, ensuring that the effects of mass square differences will average out. The flavor mixing will depend on these two quantities

$$\begin{aligned} P_{\alpha\beta} &= |\langle \nu_\beta | \prod_{i=1}^n U_f(l_i, \phi) | \nu_\alpha \rangle|^2 \\ &= |\langle \nu_\beta | \prod_{i=1}^n U(l_i, \phi) e^{-i\mathcal{H}_{\text{diag}} l_i} U^\dagger(l_i, \phi) | \nu_\alpha \rangle|^2. \end{aligned} \quad (26)$$

where $U_f(l_i, \phi) = U(l_i, \phi) e^{-i\mathcal{H}_{\text{diag}} l_i} U^\dagger(l_i, \phi)$ is the transportation matrix and $\mathcal{H}_{\text{diag}} = U^\dagger(l_i, \phi) \mathcal{H}_{\text{tot}} U(l_i, \phi) = \frac{1}{2E} \text{diag}(0, (\Delta m_{21, \text{eff}}^2)_i, (\Delta m_{32, \text{eff}}^2)_i)$. Therefore, one has to diagonalize the Hamiltonian for every timestep. However, if the propagation is assumed to be adiabatic, the flavor mixing simplifies, and it becomes

$$P_{\alpha\beta} = |\langle \nu_\beta | U(0, \phi) e^{-i\mathcal{H}_{\text{diag}} l} U^\dagger(l, \phi) | \nu_\alpha \rangle|^2. \quad (27)$$

The adiabatic assumption has been checked in Ref. [54]. By scanning for different distances and angles, the allowed flavor compositions can be computed, and the result is shown in Fig. 3 (lower left panel) for various coupling strengths between the neutrinos and dark matter. This effect is unique among those scenarios we studied, since it covers the entire flavor triangle.

Phenomenologically speaking, this scenario looks similar to the effective operator case. One adds a potential to the Hamiltonian, but they are realizing different percentages of the flavor triangle: $\sim 100\%$ for the ν -DM interaction scenario vs. $\sim 68\%$ for the effective operator case. This is a consequence of the potential in the DM scenario which varies as a function of the DM density, whereas the potential is constant for the effective operator case. If the potential in the DM scenario was constant, the parameter space would be the same as for the effective operator parameter space.

This scenario depends on the arrival direction which, in turn, describes the DM density in the Universe. Looking toward the GC rather than away, one expects larger deviations in the flavor composition due to the larger density of DM. Therefore, one can (in principle) discriminate this model by investigating the arrival direction.

G. Sterile neutrino shortcut through extra dimension

Theories beyond the SM with extra dimensions confines the SM particles on a four dimensional (time + spatial dimensions) brane embedded in an extra-dimensional bulk [95–99, 164]. Any singlet particle, *i.e.* sterile neutrino, may travel off the brane since they are not confined on the brane by the SM's symmetries. Therefore, the line element is given by [165–167]

$$ds^2 = dt^2 - \sum_{i=1}^3 \eta^2(u) (dx^i)^2 - du^2. \quad (28)$$

where u is the extra dimension and $\eta^2(u)$ describes the brane's embedding in the bulk. If the brane is flat in its embedding, then the sterile neutrino geodesic is the same as the active neutrino geodesic. However, if the brane is curved in its embedding, then the sterile neutrino may have a different trajectory. As a consequence, the dispersion relation is altered and the sterile neutrino will experience a shorter propagation time. Therefore, the effective two-flavor mixing angle becomes [164]

$$\sin^2(2\tilde{\theta}) = \frac{\sin^2(2\theta)}{\sin^2(2\theta) + \cos^2(2\theta) \left[1 - \left(\frac{E}{E_{\text{res}}} \right) \right]^2} \quad (29)$$

where E_{res} denotes the resonance energy

$$E_{\text{res}} = \sqrt{\frac{\delta m^2 \cos(2\theta)}{2\epsilon}}. \quad (30)$$

Here δm^2 is the mass square difference in vacuum between the sterile and active neutrino state, θ is the active-sterile mixing angle in vacuum and ϵ is the shortcut parameter, $\epsilon = \delta t/t$, defined as the normalized difference of propagation times on the brane and in the bulk. For energies much smaller than the resonance energy E_{res} , the change in the dispersion relation is small, whereas for energies much larger, the effective active-sterile mixing angle is suppressed. Therefore, $E \gg E_{\text{res}}$ and $E \ll E_{\text{res}}$ resembles standard mixing if no significant mixing between the active and sterile state occurs. This also means the PMNS mixing matrix will be unitary when $E \gg E_{\text{res}}$ and $E \ll E_{\text{res}}$, whereas it becomes non-unitary for $E \rightarrow E_{\text{res}}$. We will, with this in mind, compute the flavor composition at $E = E_{\text{res}}$ to investigate the maximal impact for this scenario.

We follow Ref. [94] here, which assumes that the active-sterile mixing angles in a four neutrino framework are described by Eq. (29), and we adopt their scenarios only. We pick $E = E_{\text{res}}$ to study the maximal impact on the flavor composition, meaning the active-sterile mixing angles are $\tilde{\theta} = 45^\circ$. If $E \neq E_{\text{res}}$, then $\tilde{\theta}$ is computed by Eq. (29) and depends on θ , similar to Ref. [94]. However, we use Eq. (2) to constrain the neutrino oscillation parameters rather than assuming $\sin^2 \theta_{12} = 1/3$, $\sin^2 \theta_{23} = \pi/4$ and $\sin^2 \theta_{13} = 0$, and we include CP-violation. The mixing matrix is parameterized as $U_{4 \times 4} = U_{23} \bar{U}_{13} U_{12} \bar{U}_{14} \bar{U}_{24} U_{34}$ where U_{ij} (\bar{U}_{ij}) is a real (complex) rotation matrix in the ij -plane. We investigate two cases taken from Ref. [94], where $\tilde{\theta}$ refers to the mixing angle including the extra dimension shortcut:

- Sterile neutrino mixes with the electron and muon neutrino at the same strength, *i.e.* $\tilde{\theta}_{14} = \pi/4$, $\tilde{\theta}_{24} = \pi/4$ and $\tilde{\theta}_{34} = 0$
- Sterile neutrino mixes with the muon and tau neutrino at the same strength, *i.e.* $\tilde{\theta}_{14} = 0$, $\tilde{\theta}_{24} = \pi/4$ and $\tilde{\theta}_{34} = \pi/4$

Our results are shown in the lower right panel of Fig. 3. The cases $(\nu_e, \nu_\mu) - \nu_4$ and $(\nu_\mu, \nu_\tau) - \nu_4$ exhibit large deviations from standard mixing. IceCube-Gen2 can exclude 80% of the combined parameter space of these two cases. We also tested effective maximal mixing between sterile neutrino and all of the active ones, which produces even larger deviations of the flavor composition; however we could not make it evident that this effective scenario can be implemented in a four flavor framework, given all constraints.

V. DETECTION EFFECTS

We investigate effects at detection or close to the detector in this section.

A. Non-standard interactions in Earth matter

If neutrinos travel through Earth matter before they are detected, non-standard neutrino interactions can change the flavor composition. We use Ref. [65] as a guideline for this scenario. The most general matter Hamiltonian with NSIs is given by [168]

$$H_{\text{mat}}^{\text{NSI}} = \sqrt{2}G_F N_e(r) \begin{pmatrix} 1 + \epsilon_{ee} & \epsilon_{e\mu} & \epsilon_{e\tau} \\ \epsilon_{e\mu}^* & \epsilon_{\mu\mu} & \epsilon_{\mu\tau} \\ \epsilon_{e\tau}^* & \epsilon_{\mu\tau}^* & \epsilon_{\tau\tau} \end{pmatrix}, \quad (31)$$

where G_F is the Fermi coupling, $N_e(r)$ is the electron density at distance r and $\epsilon_{\alpha\beta}$ are dimensionless parameters encoding the deviation from standard interactions. They are given by [168]

$$\epsilon_{\alpha\beta} = \epsilon_{\alpha\beta}^e + Y_u \epsilon_{\alpha\beta}^u + Y_d \epsilon_{\alpha\beta}^d \quad (32)$$

where $Y_u = 3.051$ ($Y_d = 3.102$) is the average up-quark/electron (down-quark/electron) ratio in the Preliminary Reference Earth Model (PREM) [169]. Here $\epsilon_{\alpha\beta}^e, \epsilon_{\alpha\beta}^u, \epsilon_{\alpha\beta}^d$ are the individual NSIs involving the electron, up-quark and down-quark, respectively. We omit the electron NSI ($\epsilon_{\alpha\beta}^e$) from our analysis since it enters both in the complete NSI $\epsilon_{\alpha\beta}$ and in the neutrino cross section. Therefore, it can be difficult to distinguish the new physics from the cross section and the matter potential. In addition, we assume the individual NSIs to be real. The current constraints on $\epsilon_{\alpha\beta}^u$ and $\epsilon_{\alpha\beta}^d$ are summarized in Ref. [168], which we vary in their 3σ allowed ranges. The flavor mixing over astrophysical distances from the source to the detector is given by Ref. [65], which we marginalize over all possible trajectories through Earth matter.

Our result is shown in Fig. 4, left panel. In this case, it seems that a relatively large region of the parameter space can be covered, which however depends on the trajectory through Earth matter. Therefore the IceCube-Gen2 allowed region has to be interpreted in a zenith-angle-dependent way, which, while beyond the scope of

this work, would in principle allow to distinguish this scenario from others. However, the example illustrates that non-standard interactions in Earth matter can alter the flavor composition substantially, which can be checked by comparing the neutrino flux from different directions (such as up-going versus down-going).

B. Non-standard interactions at detection

We consider NSIs at detection, meaning the neutrino states are [120]

$$|\nu_\alpha^P\rangle = U_{\text{PMNS}} |\nu_i\rangle, \quad (33)$$

$$\langle \nu_\beta^D | = \langle \nu_i | U_{\text{PMNS}}^\dagger (1 + \epsilon^D)^\dagger \quad (34)$$

where $|\nu_\alpha^P\rangle$ ($\langle \nu_\beta^D |$) represents the neutrino at production (detection), $|\nu_i\rangle$ is the mass eigenstate, U_{PMNS} is the PMNS mixing matrix and ϵ^D represents the NSIs at detection. The flavor mixing is $P_{\alpha\beta} = \sum_i |\mathcal{J}_{\alpha\beta}^i|^2$ with

$$\mathcal{J}_{\alpha\beta}^i = (U_{\text{PMNS}})_{\alpha i}^* (U_{\text{PMNS}})_{\beta i} + \sum_\gamma \epsilon_{\gamma\beta}^D (U_{\text{PMNS}})_{\alpha i}^* (U_{\text{PMNS}})_{\gamma i} \quad (35)$$

(note the difference in indices compared to NSIs at production). We use the same benchmark value for the detection NSI as for the production NSI, *i.e.* $|\epsilon^D| \leq 0.1$, and the neutrino oscillation parameters are constrained by χ^2 . The impact of detection NSIs on the flavor composition is shown in Fig. 4, right panel. Evidently from the figure, the detection NSI parameter space is larger than that of production NSI. The production effect is similar to a different flavor composition at the source, which averages out over astrophysical distances. Therefore, production NSI impact the flavor composition less than detection NSI. IceCube-Gen2 can exclude 89% of the allowed parameter space.

VI. DISCRIMINATION BY FLAVOR

Here we discuss how well the flavor composition can discriminate among different BSM scenarios.

We show a comparison of the allowed parameter space for certain source (left panel), propagation (middle panel), and detection (right panel) BSM effects in Fig. 5. From the figure, one can read off that ν_s produced at the source, dark matter interactions or effective operators relevant during propagation, or non-standard interactions in Earth matter produce potentially large deviations from standard mixing. Interestingly, the lower left corner of the triangle can only be reached by dark matter interactions. Note that some effects, such as non-standard interactions in Earth matter and dark matter interactions, can be potentially identified by comparing different arrival directions of the neutrinos.

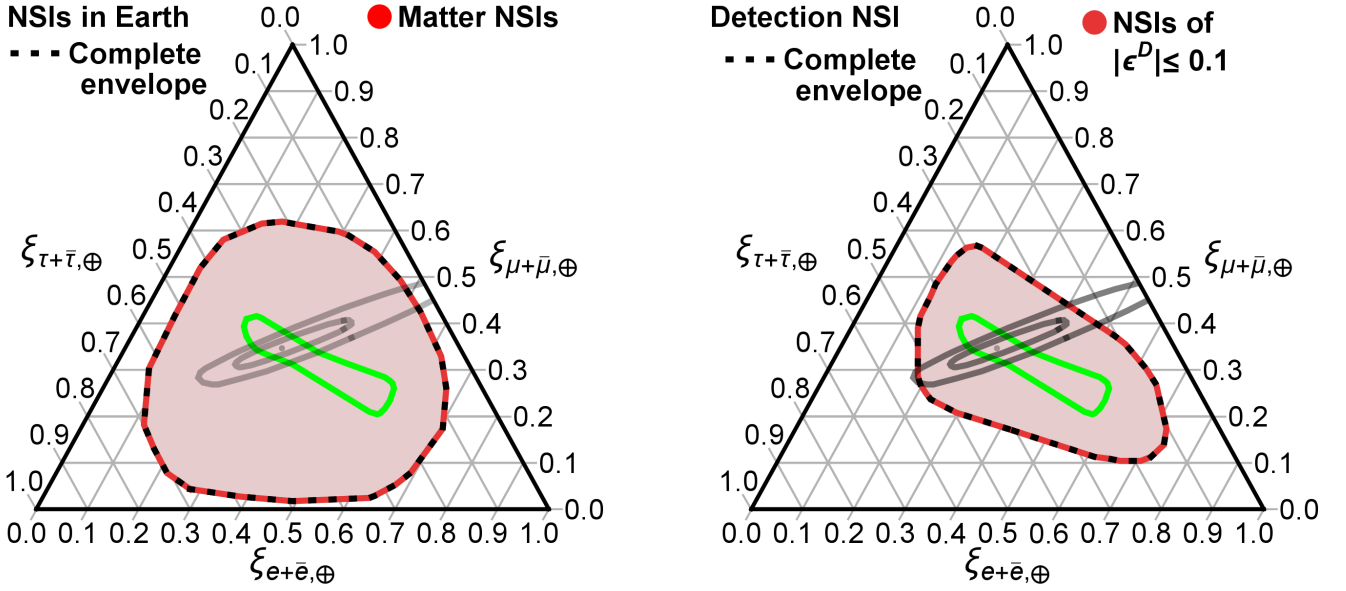


FIG. 4: The allowed flavor compositions for non-standard interactions in Earth matter (left panel) or at detection (right panel). Green regions mark the standard mixing expectation, gray contours the IceCube-Gen2 expected sensitivity (1σ , 3σ) for the “Gen2 scenario”. The best-fit points are everywhere marked by a dot. The dashed contours mark the “complete envelope”, which is the parameter space in principle allowed – which is used for reference later.

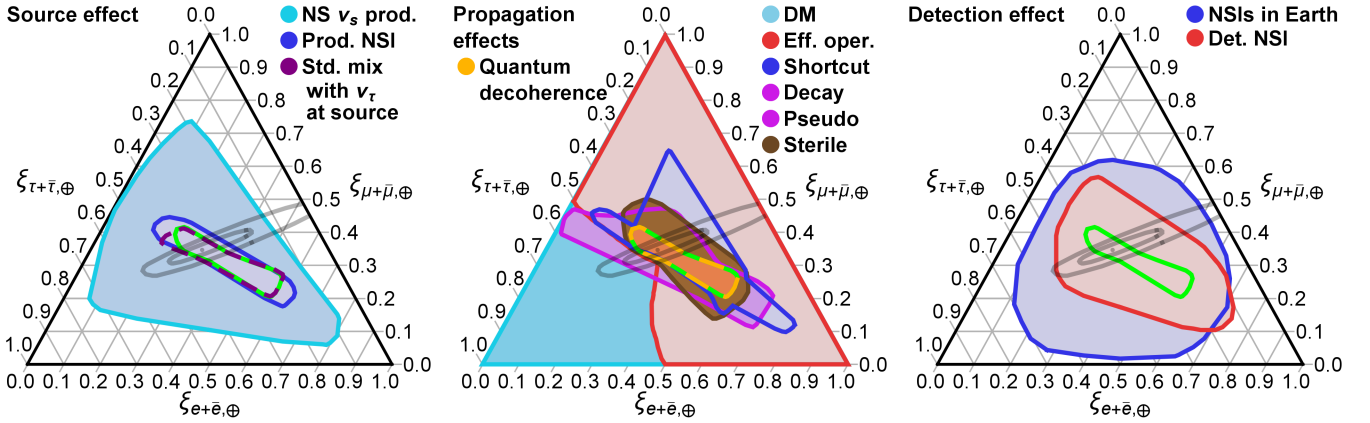


FIG. 5: Allowed parameter space for selected source (left panel), propagation (middle panel), and detection BSM effects (right panel), where we show the complete envelopes for the allowed parameter spaces. Green regions mark the standard mixing expectation, gray contours the IceCube-Gen2 expected sensitivity (1σ , 3σ) for the “Gen2 scenario”. The best-fit points are everywhere marked by a dot.

We quantify the parameter space exclusion by IceCube and IceCube-Gen2 in Tab. I. Even at 3σ CL, IceCube can exclude 42% of the parameter space, whereas it is 96% for IceCube-Gen2. A few examples of BSM physics with a high exclusion percentage (more than 90% exclusion by IceCube-Gen2) are ν -DM interaction, effective operator, significant non-standard neutrino production and Earth matter NSIs. Scenarios with a low exclusion percentage includes standard mixing, quantum decoherence and constant matter effects, however IceCube-Gen2 can still constrain the initial flavor composition considerably

in the standard mixing scenario.

It is also potentially interesting to discuss how easy it is to disentangle different scenarios using flavor from the theory perspective only, *i.e.* as a matter of principle for an ideal measurement of the flavor composition. Using the same method as before, we quantify this parameter space overlap in Tab. II. We consider “data” as the true scenario implemented by Nature, and we ask how much of its parameter space can be discriminated from (lies outside) the “theory” scenario. An example: if we believe standard mixing to be correct and ask how much of

Scenario	Exclusion by IceCube	Exclusion by IceCube-Gen2
Complete flavor triangle	42%	96%
Standard mixing	2%	73%
Non-standard neutrino production	17%	93%
NSI at production	5%	84%
Matter effects	0%	71%
Pseudo-Dirac neutrino	14%	85%
Decay	14%	85%
Quantum decoherence	2%	73%
Sterile neutrino	10%	86%
Effective operator	36%	94%
Interaction with DM	42%	96%
Shortcut through extra dimension	11%	80%
NSI in Earth matter	30%	92%
NSI at detection	11%	89%

TABLE I: Percent of parameter space for the BSM scenarios and matter effects excludable at 3σ by IceCube and IceCube-Gen2. We included IceCube for comparison to IceCube-Gen2. We have taken the complete envelope as the parameter space, and we have not considered the individual sub-parameter spaces.

its parameter space does not coincide with the effective operator scenario, then we find 0% since the standard mixing parameter space lies within the effective operator parameter space. In the opposite situation, one can discriminate the standard mixing scenario in 96% of the parameter space, since standard mixing covers only a small fraction of the effective operator parameter space. This means that the table is not symmetric. Cases with a high discriminating factor are interesting since one can distinguish between them at least in principle. Some examples are: standard mixing vs. ν -DM interaction, constant matter effects vs. decay, and quantum decoherence vs. effective operators.² For all the information, we advise the reader to look at Tab. II.

A different visualization of Tab. II is shown in Fig. 6 where the discrimination percentage is given as a fraction of 100 %. Similar as in Tab. II, the row is the true scenario implemented by Nature (“data”), and the column is the perception of Nature (“theory” scenario). A darker (lighter) shading of blue means a higher (lower) discrimination percentage between the scenarios. Take the scenario “Interaction with DM” as an example which occupies a large fraction of the parameter space. The other parameter spaces are fully contained within its parameter space. Therefore, one can(not) distinguish between the scenarios when “Interaction with DM” is the

true (test) case, leading to a dark row and a light column. The scenario “Matter effects” is completely opposite to “Interaction with DM”, since it spans a small fraction of the parameter space, giving it a light row and a dark column in Fig. 6. Half-dark means partially overlapping parameter spaces, meaning one can discriminate about 50% of it, independently of the choice of true scenario. This can be compared to the extreme case with complete distinguishable cases or zero discrimination percentage.

VII. DISCRIMINATION BY ENERGY DEPENDENCE

So far, we have studied the flavor composition independent of energy (or marginalized over energy). In specific cases, however, the energy dependence can be used to reveal the BSM effect. Here we study three different energies inspired by the potential capability of IceCube-Gen2 [106]: 10 TeV, 100 TeV, 1000 TeV. We choose specific scenarios for neutrino decay, quantum decoherence, effective operators and neutrino shortcuts through the extra dimension as examples, see Tab. III for the chosen parameter values. We show the result for these four scenarios in Fig. 7.

The effect of neutrino decays is typically strongest at low energies (where the Lorentz factor is low), whereas standard mixing is approached for high energies. Quantum decoherence (for the chosen scaling with energy) and effective operators typically show up at high energies, at least for the parameters chosen here. If the energy dependence for quantum decoherence scales such as $\sim e^{-2\kappa LE^n}$ with $n = 1$, then effects shows up at low energies. The shortcuts through the extra dimension are an example for an effect present in a particular energy range only. Of course, the details (where the transitions occur) depend on the chosen model parameters, but these examples demonstrate that the energy-dependence of the BSM can be used to learn about the BSM physics. For a more detailed discussion of the interplay between a possible energy dependence of the source flavor composition (which we marginalized over here) and energy-dependent BSM physics, see Ref. [40].

VIII. DISCRIMINATION BY GLASHOW RESONANCE

Another potential way to distinguish among BSM scenarios is the Glashow resonance, $\bar{\nu}_e + e^- \rightarrow W^- \rightarrow$ anything, at $E_\nu = m_W^2/(2m_e) \simeq 6.3$ PeV [170]. The Glashow resonance event rate is an indicator for the electron antineutrino contribution to the total flux

$$G = \frac{\xi_{\bar{e},\oplus}}{\xi_{e+\bar{e},\oplus} + \xi_{\mu+\bar{\mu},\oplus} + \xi_{\tau+\bar{\tau},\oplus}}. \quad (36)$$

The Glashow resonance has been used as discriminating power for pp versus p γ interactions, which are generic

² Here, we assume the former cases (standard mixing, constant matter effects and quantum decoherence) are test scenarios, and we analyze them against the true cases (ν -DM interaction, decay and effective operator), respectively.

Theory → Data ↓	Standard mixing	Non-standard neutrino production	Production NSI	Matter effects	Pseudo-Dirac neutrino	Decay	Quantum decoherence	Sterile neutrino	Effective operator	Interaction with DM	Shortcut through extra dimension	NSI in Earth matter	Detection NSI
Standard mixing	...	0%	0%	73%	0%	0%	0%	0%	0%	0%	0%	0%	0%
Non-standard neutrino production	94%	...	89%	98%	73%	73%	94%	78%	45%	0%	0%	2%	49%
Production NSI	46%	85%	0%	0%	46%	67%	0%	0%	0%	0%	0%
Matter effects	0%	0%	0%	...	0%	0%	0%	0%	0%	0%	0%	0%	0%
Pseudo-Dirac neutrino	77%	0%	58%	94%	77%	20%	10%	0%	10%	5%	86%
Decay	77%	0%	58%	94%	77%	20%	10%	0%	10%	5%	86%
Quantum decoherence	0%	0%	0%	73%	0%	0%	...	0%	0%	0%	0%	0%	0%
Sterile neutrino	72%	0%	48%	92%	25%	25%	72%	...	0%	0%	80%	0%	0%
Effective operator	96%	31%	92%	99%	81%	81%	96%	85%	...	0%	97%	29%	65%
Interaction with DM	97%	53%	95%	99%	87%	87%	97%	90%	32%	...	98%	52%	76%
Shortcut through extra dimension	71%	0%	46%	92%	28%	28%	71%	2%	0%	0%	...	2%	5%
NSI in Earth matter	94%	2%	89%	98%	73%	73%	94%	79%	42%	0%	96%	...	51%
Detection NSI	88%	0%	77%	97%	46%	46%	88%	57%	15%	0%	92%	2%	...

TABLE II: Quantification of the parameter space overlap between two scenarios. Here “data” refers to the scenario implemented by Nature, and “theory” to the model to be discriminated. The numbers give the percentage of the parameter space of “data” which can be discriminated from (lies outside) the “theory” allowed parameter space in principle (for an ideal measurement).

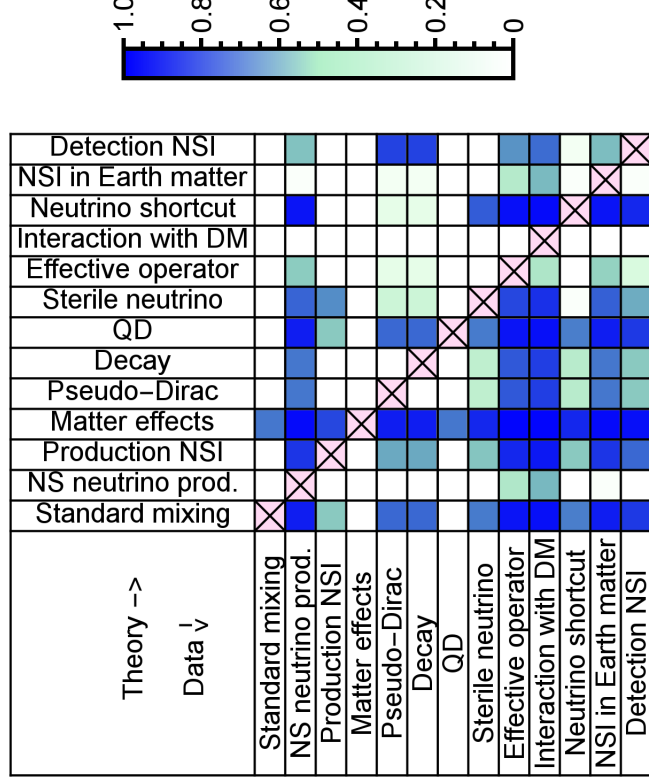


FIG. 6: Different visualization of Tab. II with “data” referring to the scenario implemented by Nature, and “theory” to the model to be discriminated. The discrimination percentage is given as a fraction of 100%, where a darker (lighter) shading means a higher (lower) discrimination percentage between the scenarios. Abbreviations: Quantum decoherence (QD), non-standard neutrino production (NS neutrino prod.), Shortcut through extra dimensions (neutrino shortcut).

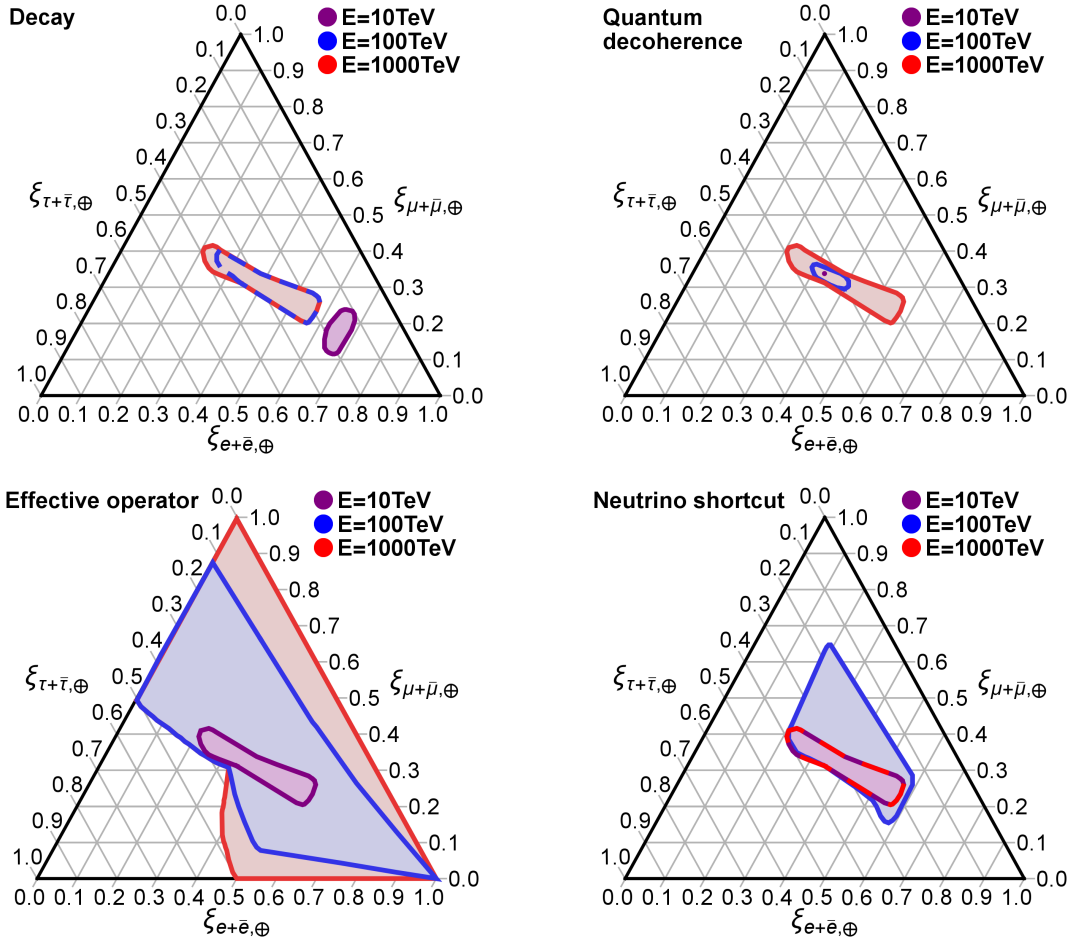


FIG. 7: Parameter space for four specific BSM models as a function of energy for the model parameters listed in Tab. III. The parameter space of standard mixing coincides with: the red curve for decay, the red curve for quantum decoherence, the purple curve for effective operator and the red/purple curve for sterile neutrino shortcut through extra dimensions.

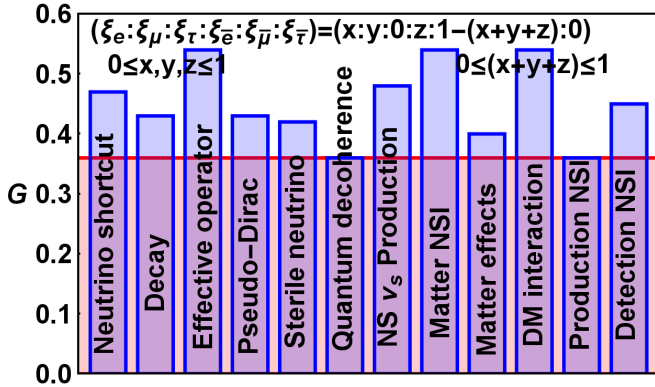


FIG. 8: Standard mixing (red band) for the electron antineutrino fraction for an arbitrary flavor and neutrino-antineutrino composition at the source, in comparison to the ranges for different BSM scenarios and constant matter effects (bars).

source classes indicative for e.g. starburst galaxies (pp) versus AGNs/GRBs ($p\gamma$) [171]; for a critical discussion see [172].

To obtain the allowed range for G , we calculate each BSM scenario and standard mixing with an arbitrary initial electron/muon neutrino flux and neutrino-antineutrino composition in the spirit of the work. We separate the flavor mixing into two channels, one for particles and the other for antiparticles such that we obtain $\xi_{\beta, \oplus}$ and $\xi_{\bar{\epsilon}, \oplus}$ rather than $\xi_{\beta + \bar{\beta}, \oplus}$. One scenario (NSIs in Earth matter) has to be treated with special attention since neutrinos and antineutrinos do not experience the same matter potential, see Ref. [65] for further details. To constrain the neutrino oscillation parameters or the mixing matrix elements, we use the appropriate χ^2 , and we apply the IceCube-Gen2 contours as a constraint. In Fig. 8, the electron antineutrino fraction to the total flux is shown as blue bars for the BSM scenarios and the matter effect case, whereas the overlapping red band is the allowed range for G from standard mixing. Most noticeable, there is no lower bound on G since the neutrino-

Scenario	Input parameters
Decay	$\lambda_2 = \lambda_3 = 100 \text{ s/eV}$, $\text{Br}_{3 \rightarrow 1} = \text{Br}_{3 \rightarrow 2} = 0.4$, $\text{Br}_{3 \rightarrow 1} = 0.2, \text{Br}_{2 \rightarrow 1} = 0.8$, $\text{Br}_{2 \rightarrow 1} = 0.2, \lambda_1 = 1000 \text{ s/eV}$, $\text{Br}_{1 \rightarrow 1} = 1, \chi^2 \leq 11.83$, $L = 100 \text{ Mpc}$
Quantum decoherence	$\Gamma = 3 \cdot 10^{-39} \text{ GeV}^2$, $\Psi = 5 \cdot 10^{-39} \text{ GeV}^2$, $L = 100 \text{ Mpc}, \chi^2 \leq 11.83$, Chosen energy scaling: $e^{-2\kappa L E^{-1}}$ where $\kappa \in [\Gamma, \Psi]$
Effective operator	$O = 9 \cdot 10^{-27} \text{ GeV}, \Lambda = 100 \text{ TeV}$, $n = 1 \text{ operator } \chi^2 \leq 11.83$,
Shortcut through extra dimension	$\theta_{14} = 0, \theta_{24} = \theta_{34} = 10^\circ$, $\chi^2 \leq 11.83, E_{\text{res}} = 100 \text{ TeV}$, $\delta_{24}, \delta_{34} \in [0, 2\pi]$

TABLE III: Input parameters used in this section to investigate the energy dependence of the four different scenarios chosen.

antineutrino composition at the source is assumed to be unknown. Fixing this quantity, means a lower bound will be present. It is clear that in most cases the additional information from the electron antineutrino fraction will be small compared to the flavor information, at least with the logic applied in this work (unknown flavor and neutrino-antineutrino composition). However, BSM scenarios can predict more Glashow events than standard mixing – which is a clear signature.

IX. DIAGNOSTIC VIA DIRECT TAU NEUTRINO DETECTION

An additional observable to discriminate between new physics scenarios is the number of tau neutrino events, however a signal has not been detected yet. The best known signatures are double bang events [173], lollipop events [174, 175] and double pulse events [176], which are event topologies one can use to identify tau neutrino events. Other methods [177] can also be used to tag tau neutrinos. Therefore, we present the tau flavor composition in Fig. 9. The red band is the allowed range of the tau flavor composition from standard mixing after applying the IceCube-Gen2 contours as a constraint. The same is done for the BSM scenarios and matter effects, which are represented as blue bars. Standard mixing predicts a small range in comparison to some of the BSM scenarios.

IceCube has recently presented a search for tau neutrinos among the high-energy starting track sample [178] with the expectation to identify about 2 tau neutrino events within 6 years of IceCube data. None were found, nevertheless, we use this signal expectation to scale to IceCube-Gen2. For a contained event sample of 200 TeV, IceCube-Gen2 will detect about 10 times the event rates of IceCube [106], and hence for 15 years of lifetime, IceCube-Gen2 could see as many as 45 tau neutrino

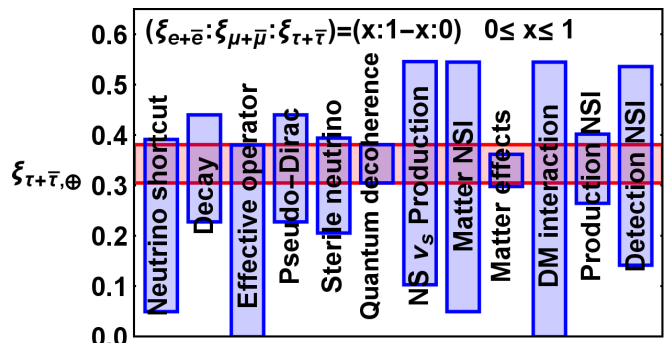


FIG. 9: The tau flavor composition for standard mixing (red band), in comparison to the ranges for different BSM scenarios and constant matter effects (bars). Large deviations are allowed after the IceCube-Gen2 contours, meaning this additional information can be used to constrain the flavor composition parameter space further.

events. The relative error is 15 %, meaning a small range of tau neutrino events is expected by standard mixing. One can compute the expected number of tau neutrino events for the BSM scenarios and the constant matter effect scenario by using the tau flavor composition shown in Fig. 9. Comparing this to the range expected from standard mixing, one can constrain the flavor composition parameter space further

X. SUMMARY AND CONCLUSIONS

We have studied the allowed parameter space for the flavor composition at Earth of astrophysical neutrinos above 10 TeV that is allowed by BSM theories. We have used a systematic approach coping with the unknowns such as oscillation parameter uncertainties, the unknown flavor composition at production, and theory model parameters. Our main motivation has been to illustrate the potential of IceCube-Gen2 to study BSM physics by measuring flavor, as astrophysical neutrinos may be one of the best options to search for effect present in extreme environments, at extreme distances, and at extreme energies. We have also included other observables in the discussion such as directional information, the energy-dependence of the flavor composition, Glashow resonance events, and expected tau neutrinos events.

We have classified the BSM scenarios by production, propagation, and detection effects; *cf.*, Fig. 5. Scenarios with potentially very large deviations from standard mixing include: significant sterile neutrino production (production effect), effective operators from physics at high energy scales or dark matter interactions (propagation effects), and non-standard interactions in Earth matter (detection effect). We have found that, depending on the BSM scenario, that IceCube-Gen2 can exclude up to 96% of the allowed parameter space by measuring flavor only.

Further scenario discrimination and parameter identification can be performed using the energy-dependence of the flavor information such as for shortcuts through the extra dimensions, which exhibit strong flavor deviations by a resonance effect, and for effective operators, for which the BSM effect may be naturally expected to kick in at higher energies. The directional (for dark matter interactions) and zenith angle (for non-standard interactions in Earth) can be also used to discriminate among scenarios. While we have demonstrated that the Glashow resonance has limited potential if the flavor and neutrino-antineutrino composition at the source is unknown, whereas tau neutrino events may be an interesting possibility for more precise information on BSM scenarios occupying parameter space closer to the standard mixing expectation.

We conclude that astrophysical neutrinos may be one of the most promising directions to search for BSM physics, complementary to LHC physics, flavor physics, and dark matter searches. While the prime target for IceCube-Gen2 will be searching for the origin of the astrophysics neutrinos, finding physics beyond the Standard Model would be a major breakthrough – and therefore deserves dedicated experimental and theoretical study.

Acknowledgments. We would like to thank Jakob van Santen, Irene Tamborra, Mauricio Bustamante and Andrea Palladino for valuable discussions and useful suggestions.

WW has received funding from the European Research Council (ERC) under the European Union’s Horizon 2020 research and innovation programme (Grant No. 646623).

-
- [1] M. G. Aartsen et al. (IceCube), *Phys. Rev. Lett.* **111**, 021103 (2013), URL <https://arxiv.org/abs/1304.5356>.
- [2] M. G. Aartsen et al. (IceCube), *Science* **342**, 1242856 (2013), URL <https://arxiv.org/abs/1311.5238>.
- [3] M. G. Aartsen et al. (IceCube), *Phys. Rev.* **D89**, 062007 (2014), URL <https://arxiv.org/abs/1311.7048>.
- [4] M. G. Aartsen et al. (IceCube), *Phys. Rev. Lett.* **113**, 101101 (2014), URL <https://arxiv.org/abs/1405.5303>.
- [5] A. Loeb and E. Waxman, *JCAP* **0605**, 003 (2006), [astro-ph/0601695](https://arxiv.org/abs/astro-ph/0601695).
- [6] K. Murase, M. Ahlers, and B. C. Lacki, *Phys. Rev.* **D88**, 121301 (2013), URL <https://arxiv.org/abs/1306.3417>.
- [7] W. Winter, *Phys. Rev.* **D88**, 083007 (2013), URL <https://arxiv.org/abs/1307.2793>.
- [8] S. Razzaque, *Phys. Rev.* **D88**, 081302 (2013), URL <https://arxiv.org/abs/1309.2756>.
- [9] M. Ahlers and K. Murase, *Phys. Rev.* **D90**, 023010 (2014), URL <https://arxiv.org/abs/1309.4077>.
- [10] R.-Y. Liu, X.-Y. Wang, S. Inoue, R. Crocker, and F. Aharonian, *Phys. Rev.* **D89**, 083004 (2014), URL <https://arxiv.org/abs/1310.1263>.
- [11] C. Lunardini, S. Razzaque, K. T. Theodoseou, and L. Yang, *Phys. Rev.* **D90**, 023016 (2014), URL <https://arxiv.org/abs/1311.7188>.
- [12] X.-C. Chang and X.-Y. Wang, *Astrophys. J.* **793**, 131 (2014), URL <https://arxiv.org/abs/1406.1099>.
- [13] K. Murase, *AIP Conf. Proc.* **1666**, 040006 (2015), <https://arxiv.org/abs/1410.3680>.
- [14] M. G. Aartsen et al. (IceCube), *Phys. Rev. Lett.* **115**, 081102 (2015), URL <https://arxiv.org/abs/1507.04005>.
- [15] M. R. Feyereisen, I. Tamborra, and S. Ando, *JCAP* **1703**, 057 (2017), URL <https://arxiv.org/abs/1610.01607>.
- [16] M. G. Aartsen et al. (IceCube), *Astrophys. J.* **796**, 109 (2014), URL <https://arxiv.org/abs/1406.6757>.
- [17] M. G. Aartsen et al. (IceCube), *Astropart. Phys.* **66**, 39 (2015), URL <https://arxiv.org/abs/1408.0634>.
- [18] M. G. Aartsen et al. (IceCube), *Astrophys. J.* **835**, 151 (2017), URL <https://arxiv.org/abs/1609.04981>.
- [19] P. Lipari, M. Lusignoli, and D. Meloni, *Phys. Rev.* **D75**, 123005 (2007), URL <https://arxiv.org/abs/0704.0718>.
- [20] R. Laha, J. F. Beacom, B. Dasgupta, S. Horiuchi, and K. Murase, *Phys. Rev.* **D88**, 043009 (2013), URL <https://arxiv.org/abs/1306.2309>.
- [21] O. E. Kalashev and S. V. Troitsky, *JETP Lett.* **100**, 761 (2015), [*Pisma Zh. Eksp. Teor. Fiz.*100,no.12,865(2014)], URL <https://arxiv.org/abs/1410.2600>.
- [22] L. A. Anchordoqui, M. M. Block, L. Durand, P. Ha, J. F. Soriano, and T. J. Weiler, *Phys. Rev.* **D95**, 083009 (2017), URL <https://arxiv.org/abs/1611.07905>.
- [23] A. Watanabe, *JCAP* **1508**, 030 (2015), URL <https://arxiv.org/abs/1412.8264>.
- [24] C.-Y. Chen, P. S. B. Dev, and A. Soni, *Phys. Rev.* **D92**, 073001 (2015), URL <https://arxiv.org/abs/1411.5658>.
- [25] M. G. Aartsen et al. (IceCube), *Astrophys. J.* **824**, 115 (2016), URL <https://arxiv.org/abs/1601.06484>.
- [26] Z.-Z. Xing and S. Zhou, *Phys. Rev.* **D74**, 013010 (2006), URL <https://arxiv.org/abs/astro-ph/0603781>.
- [27] S. Pakvasa, W. Rodejohann, and T. J. Weiler, *JHEP* **02**, 005 (2008), URL <https://arxiv.org/abs/0711.4517>.
- [28] S. Choubey and W. Rodejohann, *Phys. Rev.* **D80**, 113006 (2009), URL <https://arxiv.org/abs/0909.1219>.
- [29] K.-C. Lai, G.-L. Lin, and T. C. Liu, *Phys. Rev.* **D80**, 103005 (2009), URL <https://arxiv.org/abs/0905.4003>.
- [30] A. Esmaili and Y. Farzan, *Nucl. Phys.* **B821**, 197 (2009), URL <https://arxiv.org/abs/0905.0259>.
- [31] X.-J. Xu, H.-J. He, and W. Rodejohann, *JCAP* **1412**, 039 (2014), URL <https://arxiv.org/abs/1407.3736>.
- [32] L. Fu, C. M. Ho, and T. J. Weiler, *Phys. Rev.* **D91**, 053001 (2015), URL <https://arxiv.org/abs/1411.1174>.
- [33] M. G. Aartsen et al. (IceCube), *Phys. Rev. Lett.* **114**, 171102 (2015), URL <https://arxiv.org/abs/1502.03376>.
- [34] A. Palladino and F. Vissani, *Eur. Phys. J.* **C75**, 433

- (2015), URL <https://arxiv.org/abs/1504.05238>.
- [35] A. Palladino, G. Pagliaroli, F. L. Villante, and F. Visani, *Phys. Rev. Lett.* **114**, 171101 (2015), URL <https://arxiv.org/abs/1502.02923>.
- [36] G. Barenboim and C. Quigg, *Phys. Rev.* **D67**, 073024 (2003), URL <https://arxiv.org/abs/hep-ph/0301220>.
- [37] O. Mena, S. Palomares-Ruiz, and A. C. Vincent, *Phys. Rev. Lett.* **113**, 091103 (2014), URL <https://arxiv.org/abs/1404.0017>.
- [38] M. Bustamante, J. F. Beacom, and W. Winter, *Phys. Rev. Lett.* **115**, 161302 (2015), URL <https://arxiv.org/abs/1506.02645>.
- [39] A. Bhattacharya, S. Choubey, R. Gandhi, and A. Watanabe, *JCAP* **1009**, 009 (2010), URL <https://arxiv.org/abs/1006.3082>.
- [40] P. Mehta and W. Winter, *JCAP* **1103**, 041 (2011), URL <https://arxiv.org/abs/1101.2673>.
- [41] I. M. Shoemaker and K. Murase, *Phys. Rev.* **D93**, 085004 (2016), URL <https://arxiv.org/abs/1512.07228>.
- [42] M. G. Aartsen et al. (IceCube), *Astrophys. J.* **809**, 98 (2015), URL <https://arxiv.org/abs/1507.03991>.
- [43] S. Palomares-Ruiz, A. C. Vincent, and O. Mena, *Phys. Rev.* **D91**, 103008 (2015), URL <https://arxiv.org/abs/1502.02649>.
- [44] A. C. Vincent, S. Palomares-Ruiz, and O. Mena, *Phys. Rev.* **D94**, 023009 (2016), <https://arxiv.org/abs/1605.01556>.
- [45] A. Esmaili and P. D. Serpico, *JCAP* **1311**, 054 (2013), URL <https://arxiv.org/abs/1308.1105>.
- [46] A. Bhattacharya, R. Gandhi, and A. Gupta, *JCAP* **1503**, 027 (2015), URL <https://arxiv.org/abs/1407.3280>.
- [47] J. F. Cherry, A. Friedland, and I. M. Shoemaker (2014), URL <https://arxiv.org/abs/1411.1071>.
- [48] K. Agashe, Y. Cui, L. Necib, and J. Thaler, *JCAP* **1410**, 062 (2014), URL <https://arxiv.org/abs/1405.7370>.
- [49] J. Kopp, J. Liu, and X.-P. Wang, *JHEP* **04**, 105 (2015), URL <https://arxiv.org/abs/1503.02669>.
- [50] P. S. B. Dev, D. Kazanas, R. N. Mohapatra, V. L. Teplitz, and Y. Zhang, *JCAP* **1608**, 034 (2016), URL <https://arxiv.org/abs/1606.04517>.
- [51] N. Hiroshima, R. Kitano, K. Kohri, and K. Murase (2017), URL <https://arxiv.org/abs/1705.04419>.
- [52] D. Borah, A. Dasgupta, U. K. Dey, S. Patra, and G. Tomar (2017), URL <https://arxiv.org/abs/1704.04138>.
- [53] A. Bhattacharya, A. Esmaili, S. Palomares-Ruiz, and I. Sarcevic (2017), URL <https://arxiv.org/abs/1706.05746>.
- [54] P. F. de Salas, R. A. Lineros, and M. Tortola, *Phys. Rev.* **D94**, 123001 (2016), URL <https://arxiv.org/abs/1601.05798>.
- [55] M. M. Reynoso and O. A. Sampayo, *Astropart. Phys.* **82**, 10 (2016), URL <https://arxiv.org/abs/1605.09671>.
- [56] C. Argüelles, A. Kheirandish, and A. C. Vincent, *PoS ICHEP2016*, 512 (2016), URL <https://arxiv.org/abs/1612.08472>.
- [57] F. Capozzi, I. M. Shoemaker, and L. Vecchi (2017), URL <https://arxiv.org/abs/1702.08464>.
- [58] C. A. Argüelles, A. Kheirandish, and A. C. Vincent (2017), URL <https://arxiv.org/abs/1703.00451>.
- [59] C. Garcia-Cely and J. Heck, *JHEP* **05**, 102 (2017), URL <https://arxiv.org/abs/1701.07209>.
- [60] C. El Aisati, C. Garcia-Cely, T. Hambye, and L. Vanderheyden (2017), URL <https://arxiv.org/abs/1706.06600>.
- [61] K. Ioka and K. Murase, *PTEP* **2014**, 061E01 (2014), URL <https://arxiv.org/abs/1404.2279>.
- [62] K. C. Y. Ng and J. F. Beacom, *Phys. Rev.* **D90**, 065035 (2014), [Erratum: *Phys. Rev.*D90,no.8,089904(2014)], URL <https://arxiv.org/abs/1404.2288>.
- [63] A. DiFranzo and D. Hooper, *Phys. Rev.* **D92**, 095007 (2015), URL <https://arxiv.org/abs/1507.03015>.
- [64] M. Blennow and D. Meloni, *Phys. Rev.* **D80**, 065009 (2009), URL <https://arxiv.org/abs/0901.2110>.
- [65] M. C. Gonzalez-Garcia, M. Maltoni, I. Martinez-Soler, and N. Song, *Astropart. Phys.* **84**, 15 (2016), URL <https://arxiv.org/abs/1605.08055>.
- [66] J. Salvado, O. Mena, S. Palomares-Ruiz, and N. Rius, *JHEP* **01**, 141 (2017), URL <https://arxiv.org/abs/1609.03450>.
- [67] D. Marfatia, D. W. McKay, and T. J. Weiler, *Phys. Lett.* **B748**, 113 (2015), URL <https://arxiv.org/abs/1502.06337>.
- [68] D. Hollander (2013), URL <https://arxiv.org/abs/1301.5313>.
- [69] V. Brdar, J. Kopp, and X.-P. Wang, *JCAP* **1701**, 026 (2017), URL <https://arxiv.org/abs/1611.04598>.
- [70] J. F. Beacom, N. F. Bell, D. Hooper, J. G. Learned, S. Pakvasa, and T. J. Weiler, *Phys. Rev. Lett.* **92**, 011101 (2004), URL <https://arxiv.org/abs/hep-ph/0307151>.
- [71] P. Keranen, J. Maalampi, M. Myrskylainen, and J. Rittinen, *Phys. Lett.* **B574**, 162 (2003), URL <https://arxiv.org/abs/hep-ph/0307041>.
- [72] A. Esmaili, *Phys. Rev.* **D81**, 013006 (2010), URL <https://arxiv.org/abs/0909.5410>.
- [73] A. Esmaili and Y. Farzan, *JCAP* **1212**, 014 (2012), URL <https://arxiv.org/abs/1208.6012>.
- [74] D. Colladay and V. A. Kostelecky, *Phys. Rev.* **D58**, 116002 (1998), URL <https://arxiv.org/abs/hep-ph/9809521>.
- [75] V. A. Kostelecky and M. Mewes, *Phys. Rev.* **D70**, 031902 (2004), URL <https://arxiv.org/abs/hep-ph/0308300>.
- [76] D. Hooper, D. Morgan, and E. Winstanley, *Phys. Rev.* **D72**, 065009 (2005), URL <https://arxiv.org/abs/hep-ph/0506091>.
- [77] M. Bustamante, A. M. Gago, and C. Pena-Garay, *JHEP* **04**, 066 (2010), URL <https://arxiv.org/abs/1001.4878>.
- [78] K.-C. Lai, W.-H. Lai, and G.-L. Lin (2017), URL <https://arxiv.org/abs/1704.04027>.
- [79] E. Borriello, S. Chakraborty, A. Mirizzi, and P. D. Serpico, *Phys. Rev.* **D87**, 116009 (2013), URL <https://arxiv.org/abs/1303.5843>.
- [80] F. W. Stecker and S. T. Scully, *Phys. Rev.* **D90**, 043012 (2014), URL <https://arxiv.org/abs/1404.7025>.
- [81] G. Tomar, S. Mohanty, and S. Pakvasa, *JHEP* **11**, 022 (2015), URL <https://arxiv.org/abs/1507.03193>.
- [82] J.-J. Wei, X.-F. Wu, H. Gao, and P. Mészáros, *JCAP* **1608**, 031 (2016), URL <https://arxiv.org/abs/1603.07568>.
- [83] Z.-Y. Wang, R.-Y. Liu, and X.-Y. Wang, *Phys. Rev.*

- Lett. **116**, 151101 (2016), URL <https://arxiv.org/abs/1602.06805>.
- [84] S. Ando, M. Kamionkowski, and I. Mocioiu, Phys. Rev. **D80**, 123522 (2009), URL <https://arxiv.org/abs/0910.4391>.
- [85] C. A. Argüelles, T. Katori, and J. Salvado, Phys. Rev. Lett. **115**, 161303 (2015), URL <https://arxiv.org/abs/1506.02043>.
- [86] J. F. Beacom, N. F. Bell, D. Hooper, S. Pakvasa, and T. J. Weiler, Phys. Rev. Lett. **90**, 181301 (2003), URL <https://arxiv.org/abs/hep-ph/0211305>.
- [87] G. Pagliaroli, A. Palladino, F. L. Villante, and F. Visani, Phys. Rev. **D92**, 113008 (2015), URL <https://arxiv.org/abs/1506.02624>.
- [88] M. Maltoni and W. Winter, JHEP **07**, 064 (2008), URL <https://arxiv.org/abs/0803.2050>.
- [89] P. Baerwald, M. Bustamante, and W. Winter, JCAP **1210**, 020 (2012), URL <https://arxiv.org/abs/1208.4600>.
- [90] M. Bustamante, J. F. Beacom, and K. Murase (2016), URL <https://arxiv.org/abs/1610.02096>.
- [91] L. A. Anchordoqui, H. Goldberg, M. C. Gonzalez-Garcia, F. Halzen, D. Hooper, S. Sarkar, and T. J. Weiler, Phys. Rev. **D72**, 065019 (2005), URL <https://arxiv.org/abs/hep-ph/0506168>.
- [92] D. Morgan, E. Winstanley, J. Brunner, and L. F. Thompson, Astropart. Phys. **25**, 311 (2006), URL <https://arxiv.org/abs/astro-ph/0412618>.
- [93] D. Hooper, D. Morgan, and E. Winstanley, Phys. Lett. **B609**, 206 (2005), URL <https://arxiv.org/abs/hep-ph/0410094>.
- [94] E. Aeikens, H. Päs, S. Pakvasa, and P. Sicking, JCAP **1510**, 005 (2015), URL <https://arxiv.org/abs/1410.0408>.
- [95] A. Esmaili, O. L. G. Peres, and Z. Tabrizi, JCAP **1412**, 002 (2014), URL <https://arxiv.org/abs/1409.3502>.
- [96] M. M. Reynoso and O. A. Sampayo, Journal of Physics G: Nuclear and Particle Physics **40**, 055202 (2013), URL <http://stacks.iop.org/0954-3899/40/i=5/a=055202>.
- [97] M. M. Reynoso and O. A. Sampayo, Journal of Physics G: Nuclear and Particle Physics **40**, 079501 (2013), URL <http://stacks.iop.org/0954-3899/40/i=7/a=079501>.
- [98] A. V. Kisselev, Physics of Atomic Nuclei **73**, 996 (2010), ISSN 1562-692X, URL <http://dx.doi.org/10.1134/S1063778810060141>.
- [99] J. Lykken, O. Mena, and S. Razzaque, JCAP **0712**, 015 (2007), URL <https://arxiv.org/abs/0705.2029>.
- [100] H. Nunokawa, B. Panes, and R. Zukanovich Funchal, JCAP **1610**, 036 (2016), URL <https://arxiv.org/abs/1604.08595>.
- [101] Y. Farzan and A. Yu. Smirnov, Nucl. Phys. **B805**, 356 (2008), URL <https://arxiv.org/abs/0803.0495>.
- [102] S. Sahu and B. Zhang, Res. Astron. Astrophys. **10**, 943 (2010), URL <https://arxiv.org/abs/1007.4582>.
- [103] P. S. B. Dev, D. K. Ghosh, and W. Rodejohann, Phys. Lett. **B762**, 116 (2016), URL <https://arxiv.org/abs/1605.09743>.
- [104] I. Esteban, M. C. Gonzalez-Garcia, M. Maltoni, I. Martinez-Soler, and T. Schwetz (2016), URL <https://arxiv.org/abs/1611.01514>.
- [105] M. G. Aartsen et al. (IceCube) (2014), URL <https://arxiv.org/abs/1412.5106>.
- [106] M. Kowalski (2017), the Icecube Particle Astrophysics Symposium (IPA), Madison, USA.
- [107] R. Acciarri et al. (DUNE) (2016), URL <https://arxiv.org/abs/1601.05471>.
- [108] Z. Djurcic et al. (JUNO) (2015), URL <https://arxiv.org/abs/1508.07166>.
- [109] F. An et al. (JUNO), J. Phys. **G43**, 030401 (2016), URL <https://arxiv.org/abs/1507.05613>.
- [110] F. P. An et al. (Daya Bay) (2016), URL <https://arxiv.org/abs/1610.04802>.
- [111] T. Kashti and E. Waxman, Phys. Rev. Lett. **95**, 181101 (2005), URL <https://arxiv.org/abs/astro-ph/0507599>.
- [112] S. Hummer, M. Maltoni, W. Winter, and C. Yaguna, Astropart. Phys. **34**, 205 (2010), URL <https://arxiv.org/abs/1007.0006>.
- [113] L. A. Anchordoqui, H. Goldberg, F. Halzen, and T. J. Weiler, Phys. Lett. **B593**, 42 (2004), URL <https://arxiv.org/abs/astro-ph/0311002>.
- [114] M. Kachelriess and R. Tomas, Phys. Rev. **D74**, 063009 (2006), URL <https://arxiv.org/abs/astro-ph/0606406>.
- [115] C. Patrignani et al. (Particle Data Group), Chin. Phys. **C40**, 100001 (2016).
- [116] Y.-L. Tang and S.-h. Zhu, JHEP **01**, 025 (2017), URL <https://arxiv.org/abs/1609.07841>.
- [117] M. Escudero, N. Rius, and V. Sanz, Eur. Phys. J. **C77**, 397 (2017), URL <https://arxiv.org/abs/1607.02373>.
- [118] M. Escudero, N. Rius, and V. Sanz, JHEP **02**, 045 (2017), URL <https://arxiv.org/abs/1606.01258>.
- [119] S. Parke and M. Ross-Lonergan, Phys. Rev. **D93**, 113009 (2016), URL <https://arxiv.org/abs/1508.05095>.
- [120] T. Ohlsson, Rept. Prog. Phys. **76**, 044201 (2013), URL <https://arxiv.org/abs/1209.2710>.
- [121] C. Biggio, M. Blennow, and E. Fernandez-Martinez, JHEP **03**, 139 (2009), URL <https://arxiv.org/abs/0902.0607>.
- [122] S. Razzaque and A. Yu. Smirnov, JHEP **03**, 031 (2010), URL <https://arxiv.org/abs/0912.4028>.
- [123] N. Fraija, Mon. Not. Roy. Astron. Soc. **450**, 2784 (2015), URL <https://arxiv.org/abs/1504.00328>.
- [124] N. Fraija, Mon. Not. Roy. Astron. Soc. **437**, 2187 (2014), URL <https://arxiv.org/abs/1310.7061>.
- [125] K. Murase and K. Ioka, Phys. Rev. Lett. **111**, 121102 (2013), URL <https://arxiv.org/abs/1306.2274>.
- [126] S. P. Mikheev and A. Yu. Smirnov, Sov. J. Nucl. Phys. **42**, 913 (1985), [Yad. Fiz.42,1441(1985)].
- [127] L. Wolfenstein, Phys. Rev. **D17**, 2369 (1978).
- [128] C. Lunardini and A. Yu. Smirnov, Nucl. Phys. **B583**, 260 (2000), URL <https://arxiv.org/abs/hep-ph/0002152>.
- [129] O. Mena, I. Mocioiu, and S. Razzaque, Phys. Rev. **D75**, 063003 (2007), URL <https://arxiv.org/abs/astro-ph/0612325>.
- [130] T. Shigeyama and K. Nomoto, Astrophys. J. **360**, 242 (1990), URL <http://adsabs.harvard.edu/abs/1990ApJ...360..242S>.
- [131] D. Arnett, Astrophysical Journal **383**, 295 (1991), URL <http://adsabs.harvard.edu/abs/1991ApJ...383..295A>.
- [132] P. Meszaros and E. Waxman, Phys. Rev. Lett. **87**, 171102 (2001), URL <https://arxiv.org/abs/astro-ph/0103275>.

- [133] S. Razzaque, P. Meszaros, and E. Waxman, *Phys. Rev.* **D68**, 083001 (2003), URL <https://arxiv.org/abs/astro-ph/0303505>.
- [134] S. Razzaque, P. Meszaros, and E. Waxman, *Phys. Rev. Lett.* **93**, 181101 (2004), [Erratum: *Phys. Rev. Lett.* **94**, 109903 (2005)], URL <https://arxiv.org/abs/astro-ph/0407064>.
- [135] J. Alvarez-Muniz and P. Meszaros, *Phys. Rev.* **D70**, 123001 (2004), URL <https://arxiv.org/abs/astro-ph/0409034>.
- [136] F. W. Stecker, *Phys. Rev.* **D72**, 107301 (2005), URL <https://arxiv.org/abs/astro-ph/0510537>.
- [137] R. Moharana and D. Borah, in *Proceedings, 33rd International Cosmic Ray Conference (ICRC2013): Rio de Janeiro, Brazil, July 2-9, 2013* (2013), p. 0846, URL <https://arxiv.org/abs/1301.4097>.
- [138] A. S. Joshipura, S. Mohanty, and S. Pakvasa, *Phys. Rev.* **D89**, 033003 (2014), URL <https://arxiv.org/abs/1307.5712>.
- [139] P. Langacker, *Phys. Rev.* **D58**, 093017 (1998), URL <https://arxiv.org/abs/hep-ph/9805281>.
- [140] G. Bambhaniya, J. Chakraborty, J. Gluza, M. Kordiaczyńska, and R. Szafron, *JHEP* **05**, 033 (2014), URL <https://arxiv.org/abs/1311.4144>.
- [141] K. S. Babu and A. Patra, *Phys. Rev.* **D93**, 055030 (2016), URL <https://arxiv.org/abs/1412.8714>.
- [142] J. Chakraborty, J. Gluza, T. Jelinski, and T. Srivastava, *Phys. Lett.* **B759**, 361 (2016), URL <https://arxiv.org/abs/1604.06987>.
- [143] P. Minkowski, *Physics Letters B* **67**, 421 (1977), URL <http://www.sciencedirect.com/science/article/pii/037026937790435X>.
- [144] M. Gell-Mann, P. Ramond, and R. Slansky, *Conf. Proc.* **C790927**, 315 (1979), URL <https://arxiv.org/abs/1306.4669>.
- [145] T. Yanagida, *Progress of Theoretical Physics* **64**, 1103 (1980), URL <http://ptp.oxfordjournals.org/content/64/3/1103.abstract>.
- [146] R. N. Mohapatra and G. Senjanovic, *Phys. Rev. Lett.* **44**, 912 (1980), URL <http://link.aps.org/doi/10.1103/PhysRevLett.44.912>.
- [147] J. Schechter and J. W. F. Valle, *Phys. Rev. D* **22**, 2227 (1980), URL <http://link.aps.org/doi/10.1103/PhysRevD.22.2227>.
- [148] K. Hirata, T. Kajita, M. Koshiba, M. Nakahata, Y. Oyama, N. Sato, A. Suzuki, M. Takita, Y. Totsuka, T. Kifune, et al., *Phys. Rev. Lett.* **58**, 1490 (1987), URL <http://link.aps.org/doi/10.1103/PhysRevLett.58.1490>.
- [149] A. S. Joshipura, E. Masso, and S. Mohanty, *Phys. Rev.* **D66**, 113008 (2002), URL <https://arxiv.org/abs/hep-ph/0203181>.
- [150] A. Bandyopadhyay, S. Choubey, and S. Goswami, *Phys. Lett.* **B555**, 33 (2003), URL <https://arxiv.org/abs/hep-ph/0204173>.
- [151] K. Eguchi et al. (KamLAND), *Phys. Rev. Lett.* **92**, 071301 (2004), URL <https://arxiv.org/abs/hep-ex/0310047>.
- [152] B. Aharmim et al. (SNO), *Phys. Rev.* **D70**, 093014 (2004), URL <https://arxiv.org/abs/hep-ex/0407029>.
- [153] M. C. Gonzalez-Garcia and M. Maltoni, *Phys. Lett.* **B663**, 405 (2008), URL <https://arxiv.org/abs/0802.3699>.
- [154] J. M. Berryman, A. de Gouvêa, D. Hernández, and R. L. N. Oliveira, *Phys. Lett.* **B742**, 74 (2015), URL <https://arxiv.org/abs/1407.6631>.
- [155] M. Blennow, T. Ohlsson, and W. Winter, *JHEP* **06**, 049 (2005), URL <https://arxiv.org/abs/hep-ph/0502147>.
- [156] K. Abe et al. (Super-Kamiokande), *Phys. Rev.* **D91**, 052003 (2015), URL <https://arxiv.org/abs/1410.4267>.
- [157] R. Abbasi et al. (IceCube), *Phys. Rev.* **D82**, 112003 (2010), URL <https://arxiv.org/abs/1010.4096>.
- [158] M. G. Aartsen et al. (IceCube), *Phys. Rev.* **D91**, 022001 (2015), URL <https://arxiv.org/abs/1410.1749>.
- [159] J. F. Navarro, C. S. Frenk, and S. D. M. White, *Astrophys. J.* **462**, 563 (1996), URL <https://arxiv.org/abs/astro-ph/9508025>.
- [160] J. F. Navarro, C. S. Frenk, and S. D. M. White, *Astrophys. J.* **490**, 493 (1997), URL <https://arxiv.org/abs/astro-ph/9611107>.
- [161] R. Catena and P. Ullio, *JCAP* **1008**, 004 (2010), URL <https://arxiv.org/abs/0907.0018>.
- [162] M. Pato, F. Iocco, and G. Bertone, *JCAP* **1512**, 001 (2015), URL <https://arxiv.org/abs/1504.06324>.
- [163] Q. Xia et al., *Monthly Notices of the Royal Astronomical Society* **458**, 3839 (2016).
- [164] H. Pas, S. Pakvasa, and T. J. Weiler, *Phys. Rev.* **D72**, 095017 (2005), URL <https://arxiv.org/abs/hep-ph/0504096>.
- [165] D. J. H. Chung and K. Freese, *Phys. Rev.* **D62**, 063513 (2000), URL <https://arxiv.org/abs/hep-ph/9910235>.
- [166] D. J. H. Chung and K. Freese, *Phys. Rev.* **D61**, 023511 (2000), URL <https://arxiv.org/abs/hep-ph/9906542>.
- [167] C. Csaki, J. Erlich, and C. Grojean, *Nucl. Phys.* **B604**, 312 (2001), URL <https://arxiv.org/abs/hep-th/0012143>.
- [168] M. C. Gonzalez-Garcia and M. Maltoni, *JHEP* **09**, 152 (2013), URL <https://arxiv.org/abs/1307.3092>.
- [169] A. M. Dziewonski and D. L. Anderson, *Physics of the Earth and Planetary Interiors* **25**, 297 (1981), ISSN 0031-9201, URL <http://www.sciencedirect.com/science/article/pii/0031920181900467>.
- [170] S. L. Glashow, *Phys. Rev.* **118**, 316 (1960), URL <http://link.aps.org/doi/10.1103/PhysRev.118.316>.
- [171] L. A. Anchordoqui, H. Goldberg, F. Halzen, and T. J. Weiler, *Phys. Lett.* **B621**, 18 (2005), URL <https://arxiv.org/abs/hep-ph/0410003>.
- [172] D. Biehl, A. Fedynitch, A. Palladino, T. J. Weiler, and W. Winter, *JCAP* **1701**, 033 (2017), URL <https://arxiv.org/abs/1611.07983>.
- [173] J. G. Learned and S. Pakvasa, *Astropart. Phys.* **3**, 267 (1995), URL <https://arxiv.org/abs/hep-ph/9405296>.
- [174] J. F. Beacom, N. F. Bell, D. Hooper, S. Pakvasa, and T. J. Weiler, *Phys. Rev.* **D68**, 093005 (2003), [Erratum: *Phys. Rev.* **D72**, 019901 (2005)], URL <https://arxiv.org/abs/hep-ph/0307025>.
- [175] T. DeYoung, S. Razzaque, and D. F. Cowen, *Astropart. Phys.* **27**, 238 (2007), URL <https://arxiv.org/abs/astro-ph/0608486>.
- [176] A. Palladino, G. Pagliaroli, F. L. Villante, and F. Vissani, *Eur. Phys. J.* **C76**, 52 (2016), URL <https://arxiv.org/abs/1510.05921>.

- [177] S. W. Li, M. Bustamante, and J. F. Beacom (2016),
URL <https://arxiv.org/abs/1606.06290>.
- [178] M. Usner (2017), the International Cosmic Ray Conference (ICRC), Busan, South Korea.