

# $Q\bar{Q}$ ( $Q \in \{b, c\}$ ) spectroscopy using Cornell potential

N. R. Soni,<sup>\*</sup> B. R. Joshi,<sup>†</sup> R. P. Shah,<sup>‡</sup> H. R. Chauhan,<sup>§</sup> and J. N. Pandya<sup>¶</sup>

*Applied Physics Department, Faculty of Technology and Engineering,  
The Maharaja Sayajirao University of Baroda, Vadodara 390001, Gujarat, India.*

(Dated: November 2, 2018)

## Abstract

The mass spectra and decay properties of heavy quarkonia are computed in nonrelativistic quark-antiquark Cornell potential model. We have employed the numerical solution of Schrödinger equation to obtain their mass spectra using only four parameters namely quark mass ( $m_c$ ,  $m_b$ ) and confinement strength ( $A_{c\bar{c}}$ ,  $A_{b\bar{b}}$ ). The spin hyperfine, spin-orbit and tensor components of the one gluon exchange interaction are computed perturbatively to determine the mass spectra of excited  $S$ ,  $P$ ,  $D$  and  $F$  states. Digamma, digluon and dilepton decays of these mesons are computed using the model parameters and numerical wave functions. The predicted spectroscopy and decay properties for quarkonia are found to be consistent with available experimental observations and results from other theoretical models. We also compute mass spectra and life time of the  $B_c$  meson without additional parameters. The computed electromagnetic transition widths of heavy quarkonia and  $B_c$  mesons are in tune with available experimental data and other theoretical approaches.

---

<sup>\*</sup>Electronic address: nrsoni-apphy@msubaroda.ac.in

<sup>†</sup>Electronic address: brijaljoshi99@gmail.com

<sup>‡</sup>Electronic address: shahradhika61@gmail.com

<sup>§</sup>Electronic address: hemangichauhan29@gmail.com

<sup>¶</sup>Electronic address: jnpandya-apphy@msubaroda.ac.in

## I. INTRODUCTION

Mesonic bound states having both heavy quark and anti-quark ( $c\bar{c}$ ,  $b\bar{b}$  and  $c\bar{b}$ ) are among the best tools for understanding the quantum chromodynamics. Many experimental groups such as CLEO, LEP, CDF/D0 and NA50 have provided data and *BABAR*, Belle, CLEO-III, ATLAS, CMS and HERA-B are producing and expected to produce more precise data in upcoming experiments. Comprehensive reviews on the status of experimental heavy quarkonium physics are found in literature [1–6].

Within open flavor threshold, the heavy quarkonia have very rich spectroscopy with narrow and experimentally characterized states. The potential between the interacting quarks within the hadrons demands the understanding of underlying physics of strong interactions. In PDG [7], large amount of experimental data is available for masses along with different decay modes. There are many theoretical groups viz. the lattice quantum chromodynamics (LQCD) [8–18], QCD [19, 20], QCD sum rules [21, 22], perturbative QCD [23], lattice NRQCD [24, 25] and effective field theories [26] that have attempted to explain the production and decays of these states. Others include phenomenological potential models such as the relativistic quark model based on quasi-potential approach [27–32], where the relativistic quasi potential including one loop radiative corrections reproduce the mass spectrum of quarkonium states. The quasi potential has also been employed along with leading order radiative correction to heavy quark potential [33–36], relativistic potential model [37–39] as well as semi relativistic potential model [40]. In nonrelativistic potential models, there exist several forms of quark anti-quark potentials in the literature. The most common among them is the coulomb repulsive plus quark confinement interaction potential. In our previous work [41–44], we have employed the confinement scheme based on harmonic approximation along with Lorentz scalar plus vector potential. The authors of [45–51] have considered the confinement of power potential  $Ar^\nu$  with  $\nu$  varying from 0.1 to 2.0 and the confinement strength  $A$  to vary with potential index  $\nu$ . Confinement of the order  $r^{2/3}$  have also been attempted [52]. Linear confinement (Cornell potential) of quarks has been considered by many groups [53–65] and they have provided good agreement with the experimental data for quarkonium spectroscopy along with decay properties. The Bethe-Salpeter approach was also employed for the mass spectroscopy of charmonia and bottomonia [59, 60, 66]. The quarkonium mass spectrum was also computed in the nonrelativistic quark model [67],

screened potential model [64, 65] and constituent quark model [68]. There are also other non-linear potential models that predict the mass spectra of the heavy quarkonia successfully [69–76].

In 90’s, the nonrelativistic potential models predicted not only the ground state mass of the tightly bound state of  $c$  and  $\bar{b}$  in the range of 6.2–6.3 GeV [77, 78] but also predicted to have very rich spectroscopy. In 1998, CDF collaboration [79] reported  $B_c$  mesons in  $p\bar{p}$  collisions at  $\sqrt{s} = 1.8$  TeV and was later confirmed by D0 [80] and LHCb [81] collaborations. The LHCb collaboration has also made the most precise measurement of the life time of  $B_c$  mesons [82]. The first excited state is also reported by ATLAS Collaborations [83] in  $p\bar{p}$  collisions with significance of  $5.2\sigma$ .

It is important to show that any given potential model should be able to compute mass spectra and decay properties of  $B_c$  meson using parameters fitted for heavy quarkonia. Attempts in this direction have been made in relativistic quark model based on quasipotential along with one loop radiative correction [27], quasistatic and confinement QCD potential with confinement parameters along with quark masses [84] and rainbow ladder approximation of Dyson-Schwinger and Bethe-Salpeter equations [66].

Moreover, the mesonic states are identified with masses along with certain decay channels, therefore the test for any successful theoretical model is to reproduce the mass spectrum along with decay properties. Relativistic as well as nonrelativistic potential models have successfully predicted the spectroscopy but they are found to differ in computation of the decay properties [22, 46–50, 54, 74–76]. This discrepancy motivates us to employ nonrelativistic potential of the one gluon exchange (essentially Coulomb like) plus linear confinement (Cornell potential) as this form of the potential is also supported by LQCD [85–87]. We solve the Schrödinger equation numerically for the potential to get the spectroscopy of the quarkonia. We first compute the mass spectra of charmonia and bottomonia states to determine quark masses and confinement strengths after fitting the spin-averaged ground state masses with experimental data of respective mesons. Using the potential parameters and numerical wave function, we compute the decay properties such as leptonic decay constants, digamma, dilepton, digluon decay width using the Van-Royen Weiskopf formula. These parameters are then used to compute the mass spectra and life-time of  $B_c$  meson. We also compute the electromagnetic ( $E1$  and  $M1$ ) transition widths of heavy quarkonia and  $B_c$  mesons.

## II. METHODOLOGY

Basically, the bound state of two body system within relativistic quantum field is described in Bethe-Salpeter formalism. But the Bethe-Salpeter equation is solved only in the ladder approximations. Also Bethe-Salpeter approach in harmonic confinement is successful in low flavor sectors [88, 89]. Therefore the alternative treatment for the heavy bound state is nonrelativistic. Also due to negligible momenta of quark and anti quark compared to mass of quark-antiquark system  $m_{Q,\bar{Q}} \gg \Lambda_{QCD} \sim |\vec{p}|$ , which constitutes the basis of the nonrelativistic treatment for the heavy quarkonium spectroscopy. Here for the study of heavy bound state of mesons such as  $c\bar{c}$ ,  $c\bar{b}$  and  $b\bar{b}$ , the nonrelativistic Hamiltonian is given by

$$H = M + \frac{\vec{p}^2}{2M_{cm}} + V_{Cornell}(r) + V_{SD}(r) \quad (1)$$

where

$$M = m_Q + m_{\bar{Q}} \quad \text{and} \quad M_{cm} = \frac{m_Q m_{\bar{Q}}}{m_Q + m_{\bar{Q}}} \quad (2)$$

where  $m_Q$  and  $m_{\bar{Q}}$  are the mass of quark and antiquark,  $\vec{p}$  is the relative momentum of the each quark and  $V_{Cornell}(r)$  is the quark-antiquark potential of the type coulomb plus linear confinement (Cornell potential) given by

$$V_{Cornell}(r) = -\frac{4}{3} \frac{\alpha_s}{r} + Ar. \quad (3)$$

Here,  $1/r$  term is analogous to the Coulomb type interaction corresponding to the potential induced between quark and antiquark through one gluon exchange that dominates at small distances. The second term is the confinement part of the potential where the confinement strength  $A$  is the model parameter. The confinement term becomes dominant at the large distances.  $\alpha_s$  is a strong running coupling constant and can be computed as

$$\alpha_s(\mu^2) = \frac{4\pi}{(11 - \frac{2}{3}n_f) \ln(\mu^2/\Lambda^2)} \quad (4)$$

where  $n_f$  is the numbers of flavors,  $\mu$  is renormalization scale related to the constituent quark masses as  $\mu = 2m_Q m_{\bar{Q}} / (m_Q + m_{\bar{Q}})$  and  $\Lambda$  is a QCD scale which is taken as 0.15 GeV by fixing  $\alpha_s = 0.1185$  [7] at the  $Z$ -boson mass.

The confinement strengths with respective quark masses are fine tuned to reproduce the experimental spin averaged ground state masses of both  $c\bar{c}$  and  $b\bar{b}$  mesons and are given in Table I. We compute the masses of higher excited states without any additional parameters.

Similar kind of work has been done by [46, 50, 51] and they have considered different values of confinement strengths for different potential indices. The Cornell potential has been shown to be independently successful in computing the spectroscopy of  $\psi$  and  $\Upsilon$  families. In this article, we compute the mass spectra of the  $\psi$  and  $\Upsilon$  families along with  $B_c$  meson with minimum number of parameters.

Using the parameters defined in Table I, we compute the spin averaged masses of quarkonia. In order to compute masses of different  $n^m L_J$  states according to different  $J^{PC}$  values, we use the spin dependent part of one gluon exchange potential (OGEP)  $V_{SD}(r)$  perturbatively. The OGEP includes spin-spin, spin-orbit and tensor terms given by [20, 22, 58, 67]

$$V_{SD}(r) = V_{SS}(r) \left[ S(S+1) - \frac{3}{2} \right] + V_{LS}(r)(\vec{L} \cdot \vec{S}) + V_T(r) [S(S+1) - 3(S \cdot \hat{r})(S \cdot \hat{r})] \quad (5)$$

TABLE I: Parameters for quarkonium spectroscopy

$m_c$	$m_c$	$A_{cc}$	$A_{bb}$
1.317 GeV	4.584 GeV	0.18 GeV <sup>2</sup>	0.25 GeV <sup>2</sup>

The spin-spin interaction term gives the hyper-fine splitting while spin-orbit and tensor terms gives the fine structure of the quarkonium states. The coefficients of spin dependent terms of the Eq. (5) can be written as [20]

$$V_{SS}(r) = \frac{1}{3m_Q m_{\bar{Q}}} \nabla^2 V_V(r) = \frac{16\pi\alpha_s}{9m_Q m_{\bar{Q}}} \quad (6)$$

$$V_{LS}(r) = \frac{1}{2m_Q m_{\bar{Q}} r} \left( 3 \frac{dV_V(r)}{dr} - \frac{dV_S(r)}{dr} \right) \quad (7)$$

$$V_T(r) = \frac{1}{6m_Q m_{\bar{Q}}} \left( 3 \frac{dV_V^2(r)}{dr^2} - \frac{1}{r} \frac{dV_V(r)}{dr} \right) \quad (8)$$

Where  $V_V(r)$  and  $V_S(r)$  correspond to the vector and scalar part of the Cornell potential in Eq. (3) respectively. Using all the parameters defined above, the Schrödinger equation is numerically solved using *Mathematica* notebook utilizing the Runge-Kutta method [90]. The computed mass spectra of heavy quarkonia and  $B_c$  mesons are listed in Table II–VII

TABLE II: Mass spectrum of  $S$  and  $P$  wave charmonia (in GeV)

State	Present	PDG [7]	[27]	[64]	[69]	[66]	LQCD [17]
$1^1S_0$	2.989	2.984	2.981	2.984	2.979	2.925	2.884
$1^3S_1$	3.094	3.097	3.096	3.097	3.096	3.113	3.056
$2^1S_0$	3.602	3.639	3.635	3.637	3.600	3.684	3.535
$2^3S_1$	3.681	3.686	3.685	3.679	3.680	3.676	3.662
$3^1S_0$	4.058	4.039	3.989	4.004	4.011	—	—
$3^3S_1$	4.129	—	4.039	4.030	4.077	3.803	—
$4^1S_0$	4.448	4.421	4.401	4.264	4.397	—	—
$4^3S_1$	4.514	—	4.427	4.281	4.454	—	—
$5^1S_0$	4.799	—	4.811	4.459	—	—	—
$5^3S_1$	4.863	—	4.837	4.472	—	—	—
$6^1S_0$	5.124	—	5.155	—	—	—	—
$6^3S_1$	5.185	—	5.167	—	—	—	—
$1^3P_0$	3.428	3.415	3.413	3.415	3.488	3.323	3.412
$1^3P_1$	3.468	3.511	3.511	3.521	3.514	3.489	3.480
$1^1P_1$	3.470	3.525	3.525	3.526	3.539	3.433	3.494
$1^3P_2$	3.480	3.556	3.555	3.553	3.565	3.550	3.536
$2^3P_0$	3.897	3.918	3.870	3.848	3.947	3.833	—
$2^3P_1$	3.938	—	3.906	3.914	3.972	3.672	—
$2^1P_1$	3.943	—	3.926	3.916	3.996	3.747	—
$2^3P_2$	3.955	3.927	3.949	3.937	4.021	—	4.066
$3^3P_0$	4.296	—	4.301	4.146	—	—	—
$3^3P_1$	4.338	—	4.319	4.192	—	3.912	—
$3^1P_1$	4.344	—	4.337	4.193	—	—	—
$3^3P_2$	4.358	—	4.354	4.211	—	—	—
$4^3P_0$	4.653	—	4.698	—	—	—	—
$4^3P_1$	4.696	—	4.728	—	—	—	—
$4^1P_1$	4.704	—	4.744	—	—	—	—
$4^3P_2$	4.718	—	4.763	—	—	—	—
$5^3P_0$	4.983	—	—	—	—	—	—
$5^3P_1$	5.026	—	—	—	—	—	—
$5^1P_1$	5.034	—	—	—	—	—	—

TABLE III: Mass spectrum of  $D$  and  $F$  wave charmonia (in GeV)

State	Present	[27]	[64]	[69]	[66]
$1^3D_3$	3.755	3.813	3.808	3.798	3.869
$1^1D_2$	3.765	3.807	3.805	3.796	3.739
$1^3D_2$	3.772	3.795	3.807	3.794	3.550
$1^3D_1$	3.775	3.783	3.792	3.792	—
$2^3D_3$	4.176	4.220	4.112	4.425	3.806
$2^1D_2$	4.182	4.196	4.108	4.224	—
$2^3D_2$	4.188	4.190	4.109	4.223	—
$2^3D_1$	4.188	4.105	4.095	4.222	—
$3^3D_3$	4.549	4.574	4.340	—	—
$3^1D_2$	4.553	3.549	4.336	—	—
$3^3D_2$	4.557	4.544	4.337	—	—
$3^3D_1$	4.555	4.507	4.324	—	—
$4^3D_3$	4.890	4.920	—	—	—
$4^1D_2$	4.892	4.898	—	—	—
$4^3D_2$	4.896	4.896	—	—	—
$4^3D_1$	4.891	4.857	—	—	—
$1^3F_2$	3.990	4.041	—	—	—
$1^3F_3$	4.012	4.068	—	—	3.999
$1^1F_3$	4.017	4.071	—	—	4.037
$1^3F_4$	4.036	4.093	—	—	—
$2^3F_2$	4.378	4.361	—	—	—
$2^3F_3$	4.396	4.400	—	—	—
$2^1F_3$	4.400	4.406	—	—	—
$2^3F_4$	4.415	4.434	—	—	—
$3^3F_2$	4.730	—	—	—	—
$3^3F_3$	4.746	—	—	—	—
$3^1F_3$	4.749	—	—	—	—
$3^3F_4$	4.761	—	—	—	—

TABLE IV: Mass spectrum of  $S$  and  $P$  wave bottomonia (in GeV)

State	Present	PDG [7]	[63]	[27]	[65]	[68]	[66]
$1^1S_0$	9.428	9.398	9.402	9.398	9.390	9.455	9.414
$1^3S_1$	9.463	9.460	9.465	9.460	9.460	9.502	9.490
$2^1S_0$	9.955	9999	9.976	9.990	9.990	9.990	9.987
$2^3S_1$	9.979	10.023	10.003	10.023	10.015	10.015	10.089
$3^1S_0$	10.338	—	10.336	10.329	10.326	10.330	—
$3^3S_1$	10.359	10.355	10.354	10.355	10.343	10.349	10.327
$4^1S_0$	10.663	—	10.523	10.573	10.584	—	—
$4^3S_1$	10.683	10.579	10.635	10.586	10.597	10.607	—
$5^1S_0$	10.956	—	10.869	10.851	10.800	—	—
$5^3S_1$	10.975	10.876	10.878	10.869	10.811	10.818	—
$6^1S_0$	11.226	—	11.097	11.061	10.997	—	—
$6^3S_1$	11.243	11.019	11.102	11.088	10.988	10.995	—
$1^3P_0$	9.806	9.859	9.847	9.859	9.864	9.855	9.815
$1^3P_1$	9.819	9.893	9.876	9.892	9.903	9.874	9.842
$1^1P_1$	9.821	9.899	9.882	9.900	9.909	9.879	9.806
$1^3P_2$	9.825	9.912	9.897	9.912	9.921	9.886	9.906
$2^3P_0$	10.205	10.232	10.226	10.233	10.220	10.221	10.254
$2^3P_1$	10.217	10.255	10.246	10.255	10.249	10.236	10.120
$2^1P_1$	10.220	10.260	10.250	10.260	10.254	10.240	10.154
$2^3P_2$	10.224	10.269	10.261	10.268	10.264	10.246	—
$3^3P_0$	10.540	—	10.552	10.521	10.490	10.500	—
$3^3P_1$	10.553	—	10.538	10.541	10.515	10.513	10.303
$3^1P_1$	10.556	—	10.541	10.544	10.519	10.516	—
$3^3P_2$	10.560	—	10.550	10.550	10.528	10.521	—
$4^3P_0$	10.840	—	10.775	10.781	—	—	—
$4^3P_1$	10.853	—	10.788	10.802	—	—	—
$4^1P_1$	10.855	—	10.790	10.804	—	—	—
$4^3P_2$	10.860	—	10.798	10.812	—	—	—
$5^3P_0$	11.115	—	11.004	—	—	—	—
$5^3P_1$	11.127	—	11.014	<sup>8</sup> —	—	—	—
$5^1P_1$	11.130	—	11.016	—	—	—	—



TABLE V: Mass spectrum of  $D$  and  $F$  wave bottomonia (in GeV)

State	Present	PDG [7]	[63]	[27]	[65]	[68]	[66]
$1^3D_3$	10.073	—	10.115	10.166	10.157	10.127	10.232
$1^1D_2$	10.074	—	10.148	10.163	10.153	10.123	10.194
$1^3D_2$	10.075	10.163	10.147	10.161	10.153	10.122	10.145
$1^3D_1$	10.074	—	10.138	10.154	10.146	10.117	—
$2^3D_3$	10.423	—	10.455	10.449	10.436	10.422	—
$2^1D_2$	10.424	—	10.450	10.445	10.432	10.419	—
$2^3D_2$	10.424	—	10.449	10.443	10.432	10.418	—
$2^3D_1$	10.423	—	10.441	10.435	10.425	10.414	—
$3^3D_3$	10.733	—	10.711	10.717	—	—	—
$3^1D_2$	10.733	—	10.706	10.713	—	—	—
$3^3D_2$	10.733	—	10.705	10.711	—	—	—
$3^3D_1$	10.731	—	10.698	10.704	—	—	—
$4^3D_3$	11.015	—	10.939	10.963	—	—	—
$4^1D_2$	11.015	—	10.935	10.959	—	—	—
$4^3D_2$	11.016	—	10.934	10.957	—	—	—
$4^3D_1$	11.013	—	10.928	10.949	—	—	—
$1^3F_2$	10.283	—	10.350	10.343	10.338	10.315	—
$1^3F_3$	10.287	—	10.355	10.346	10.340	10.321	10.302
$1^1F_3$	10.288	—	10.355	10.347	10.339	10.322	10.319
$1^3F_4$	10.291	—	10.358	10.349	10.340	—	—
$2^3F_2$	10.604	—	10.615	10.610	—	—	—
$2^3F_3$	10.607	—	10.619	10.614	—	—	—
$2^1F_3$	10.607	—	10.619	10.647	—	—	—
$2^3F_4$	10.609	—	10.622	10.617	—	—	—
$3^3F_2$	10.894	—	10.850	—	—	—	—
$3^3F_3$	10.896	—	10.853	—	—	—	—
$3^1F_3$	10.897	—	10.853	—	—	—	—
$3^3F_4$	10.898	—	10.856	—	—	—	—

TABLE VI: Mass spectrum of  $S$  and  $P$  wave  $B_c$  meson (in GeV)

State	Present	[45]	[27]	[62]	[91]	PDG [7]
$1^1S_0$	6.272	6.278	6.272	6.271	6.275	6.275
$1^3S_1$	6.321	6.331	6.333	6.338	6.314	—
$2^1S_0$	6.864	6.863	6.842	6.855	6.838	6.842
$2^3S_1$	6.900	6.873	6.882	6.887	6.850	—
$3^1S_0$	7.306	7.244	7.226	7.250	—	—
$3^3S_1$	7.338	7.249	7.258	7.272	—	—
$4^1S_0$	7.684	7.564	7.585	—	—	—
$4^3S_1$	7.714	7.568	7.609	—	—	—
$5^1S_0$	8.025	7.852	7.928	—	—	—
$5^3S_1$	8.054	7.855	7.947	—	—	—
$6^1S_0$	8.340	8.120	—	—	—	—
$6^3S_1$	8.368	8.122	—	—	—	—
$1^3P_0$	6.686	6.748	6.699	6.706	6.672	—
$1^3P_1$	6.705	6.767	6.750	6.741	6.766	—
$1^1P_1$	6.706	6.769	6.743	6.750	6.828	—
$1^3P_2$	6.712	6.775	6.761	6.768	6.776	—
$2^3P_0$	7.146	7.139	7.094	7.122	6.914	—
$2^3P_1$	7.165	7.155	7.134	7.145	7.259	—
$2^1P_1$	7.168	7.156	7.094	7.150	7.322	—
$2^3P_2$	7.173	7.162	7.157	7.164	7.232	—
$3^3P_0$	7.536	7.463	7.474	—	—	—
$3^3P_1$	7.555	7.479	7.510	—	—	—
$3^1P_1$	7.559	7.479	7.500	—	—	—
$3^3P_2$	7.565	7.485	7.524	—	—	—
$4^3P_0$	7.885	—	7.817	—	—	—
$4^3P_1$	7.905	—	7.853	—	—	—
$4^1P_1$	7.908	—	7.844	—	—	—
$4^3P_2$	7.915	—	7.867	—	—	—
$5^3P_0$	8.207	—	—	—	—	—
$5^3P_1$	8.226	—	10	—	—	—
$5^1P_1$	8.230	—	—	—	—	—

TABLE VII: Mass spectrum of  $D$  and  $F$  wave  $B_c$  meson (in GeV)

State	Present	[45]	[27]	[62]	[91]
$1^3D_3$	6.990	7.026	7.029	7.045	6.980
$1^1D_2$	6.994	7.035	7.026	7.041	7.009
$1^3D_2$	6.997	7.025	7.025	7.036	7.154
$1^3D_1$	6.998	7.030	7.021	7.028	7.078
$2^3D_3$	7.399	7.363	7.405	—	—
$2^1D_2$	7.401	7.370	7.400	—	—
$2^3D_2$	7.403	7.361	7.399	—	—
$2^3D_1$	7.403	7.365	7.392	—	—
$3^3D_3$	7.761	—	7.750	—	—
$3^1D_2$	7.762	—	7.743	—	—
$3^3D_2$	7.764	—	7.741	—	—
$3^3D_1$	7.762	—	7.732	—	—
$4^3D_3$	8.092	—	—	—	—
$4^1D_2$	8.093	—	—	—	—
$4^3D_2$	8.094	—	—	—	—
$4^3D_1$	8.091	—	—	—	—
$1^3F_2$	7.234	—	7.273	7.269	—
$1^3F_3$	7.242	—	7.269	7.276	—
$1^1F_3$	7.241	—	7.268	7.266	—
$1^3F_4$	7.244	—	7.277	7.271	—
$2^3F_2$	7.607	—	7.618	—	—
$2^3F_3$	7.615	—	7.616	—	—
$2^1F_3$	7.614	—	7.615	—	—
$2^3F_4$	7.617	—	7.617	—	—
$3^3F_2$	7.946	—	—	—	—
$3^3F_3$	7.954	—	—	—	—
$3^1F_3$	7.953	—	—	—	—
$3^3F_4$	7.956	—	—	—	—

### III. DECAY PROPERTIES

The mass spectra of the hadronic states are experimentally determined through detection of energy and momenta of daughter particles in various decay channels. Generally, most phenomenological approaches obtain their model parameters like quark masses and confinement/Coulomb strength by fitting with the experimental ground states. So it becomes necessary for any phenomenological model to validate their fitted parameters through proper evaluation of various decay rates in general and annihilation rates in particular. In the nonrelativistic limit, the decay properties are dependent on the wave function. In this section, we test our parameters and wave functions to determine various annihilation widths and electromagnetic transitions.

#### A. Leptonic decay constants

The leptonic decay constants of heavy quarkonia play very important role in understanding the weak decays. The matrix elements for leptonic decay constants of pseudoscalar and vector mesons are given by

$$\langle 0 | \bar{Q} \gamma^\mu \gamma_5 Q | P_\mu(k) \rangle = i f_P k^\mu \quad (9)$$

$$\langle 0 | \bar{Q} \gamma^\mu Q | P_\mu(k) \rangle = i f_V M_V \epsilon^{*\mu} \quad (10)$$

where  $k$  is the momentum of pseudoscalar meson,  $\epsilon^{*\mu}$  is the polarization vector of meson. In the nonrelativistic limit, the decay constants of pseudoscalar and vector mesons are given by Van Royen-Weiskopf formula [92]

$$f_{P/V}^2 = \frac{3 |R_{nsP/V}(0)|^2}{\pi M_{nsP/V}} \bar{C}^2(\alpha_S). \quad (11)$$

Here the QCD correction factor  $\bar{C}^2(\alpha_S)$  [93, 94]

$$\bar{C}^2(\alpha_S) = 1 - \frac{\alpha_s}{\pi} \left( \delta^{P,V} - \frac{m_Q - m_{\bar{Q}}}{m_Q + m_{\bar{Q}}} \ln \frac{m_Q}{m_{\bar{Q}}} \right). \quad (12)$$

With  $\delta^P = 2$  and  $\delta^V = 8/3$ . Using the above relations, we compute the leptonic decay constants  $f_p$  and  $f_v$  for charmonia, bottomonia and  $B_c$  mesons and are listed in Table VIII – XIII.

TABLE VIII: Pseudoscalar decay constant of charmonia (in MeV)

State	$f_p$	$f_p(corr)$	[51]	[95]	[67]	LQCD[96]	QCDSR [96]
$1S$	440.406	350.314	363	378	402	387(7)(2)	$309 \pm 39$
$2S$	350.056	278.447	275	82	240	—	—
$3S$	313.354	249.253	239	206	193	—	—
$4S$	290.673	231.211	217	82	—	—	—
$5S$	274.367	218.241	202	—	—	—	—
$6S$	261.698	208.163	197	—	—	—	—

TABLE IX: Vector decay constant of charmonia (in MeV)

State	$f_v$	$f_v(corr)$	[51]	[95]	[67]	LQCD[96]	QCDSR [96]
$1S$	448.096	325.876	338	411	393	418(8)(5)	$401 \pm 46$
$2S$	353.855	257.34	254	155	293	—	—
$3S$	316.064	229.857	220	188	258	—	—
$4S$	292.829	212.959	200	262	—	—	—
$5S$	276.177	200.848	186	—	—	—	—
$6S$	263.266	191.459	175	—	—	—	—

## B. Annihilation of heavy quarkonia

Digamma, digluon and dilepton annihilation decay rates of heavy quarkonia are very important in understanding the dynamics of heavy quarks within the mesons. The measurement of digamma decay widths provides the information regarding the internal structure of meson. The decay  $\eta_c \rightarrow \gamma\gamma$ ,  $\chi_{c0,2} \rightarrow \gamma\gamma$  was reported by CLEO-c [99], *BABAR* [100] and then BESIII [101] collaboration have reported high accuracy data. LQCD is found to underestimate the decay widths of  $\eta_c \rightarrow \gamma\gamma$  and  $\chi_{c0} \rightarrow \gamma\gamma$  when compared to experimental data [102, 103]. Other approaches to attempt computation of annihilation rates of heavy quarkonia include NRQCD [104–108], relativistic quark model [31, 32], effective Lagrangian [109, 110] and next-to-next-to leading order QCD correction to  $\chi_{c0,2} \rightarrow \gamma\gamma$  in the framework of nonrelativistic QCD factorization [111].

The meson decaying into digamma suggests that the spin can never be one [112, 113].

TABLE X: Pseudoscalar decay constant of bottomonia (in MeV)

State	$f_p$	[51]	[95]	[42]	[67]
1S	646.025	744	756	711	599
2S	518.803	577	285	–	411
3S	474.954	511	333	–	354
4S	449.654	471	40	–	–
5S	432.072	443	–	–	–
6S	418.645	422	–	–	–

TABLE XI: Vector decay constant of bottomonia (in MeV)

State	$f_v$	[51]	[95]	[67]	[97]	LQCD[98]
1S	647.250	706	707	665	498±(20)	649(31)
2S	519.436	547	393	475	366±(27)	481(39)
3S	475.440	484	9	418	304±(27)	–
4S	450.066	446	20	388	259±(22)	–
5S	432.437	419	–	367	228±(16)	–
6S	418.977	399	–	351	–	–

Corresponding digamma decay width of a pseudoscalar meson in nonrelativistic limit is given by Van Royen-Weiskopf formula [92]

$$\Gamma_{n^1S_0 \rightarrow \gamma\gamma} = \frac{12\alpha_e^2 e_Q^4 |n_s P(0)|^2}{M_{\eta_Q}^2} \left[ 1 + \frac{\alpha_s}{\pi} \left( \frac{\pi^2 - 20}{3} \right) \right] \quad (13)$$

$$\Gamma_{n^3P_0 \rightarrow \gamma\gamma} = \frac{27\alpha_e^2 |R'_{nP}(0)|^2 e_Q^4}{M_{\chi_{Q0}}^4} \left[ 1 + \frac{\alpha_s}{\pi} \left( \frac{3\pi^2 - 28}{9} \right) \right] \quad (14)$$

$$\Gamma_{n^3P_2 \rightarrow \gamma\gamma} = \frac{36\alpha_e^2 |R'_{nP}(0)|^2 e_Q^4}{M_{\chi_{c2}}^4} \left[ 1 - \frac{16}{3} \frac{\alpha_s}{\pi} \right] \quad (15)$$

where the bracketed quantities are QCD next-to-leading order radiative corrections [114, 115].

Digluon annihilation of quarkonia is not directly observed in detectors as digluonic state decays into various hadronic states making it a bit complex to compute digluon annihilation

TABLE XII: Pseudoscalar decay constant of  $B_c$  meson (in MeV)

State	$f_p$	[51]	[30]	[22]	[78]	[91]
$1S$	432.955	465	503	$460 \pm (60)$	500	554.125
$2S$	355.504	361	—	—	—	
$3S$	325.659	319	—	—	—	
$4S$	307.492	293	—	—	—	
$5S$	294.434	275	—	—	—	
$6S$	284.237	261	—	—	—	

TABLE XIII: Vector decay constant of  $B_c$  meson (in MeV)

State	$f_v$	[51]	[30]	[22]	[78]
$1S$	434.642	435	433	$460 \pm (60)$	500
$2S$	356.435	337	—	—	—
$3S$	326.374	297	—	—	—
$4S$	308.094	273	—	—	—
$5S$	294.962	256	—	—	—
$6S$	284.709	243	—	—	—

widths from nonrelativistic approximations derived from first principles. The digluon decay width of pseudoscalar meson along with the QCD leading order radiative correction is given by [109, 114–116]

$$\Gamma_{n^1S_0 \rightarrow gg} = \frac{\alpha_s^2 M_{\eta_Q} |R_{nsP}(0)|^2}{3m_Q^3} [1 + C_Q(\alpha_s/\pi)] \quad (16)$$

$$\Gamma_{n^3P_0 \rightarrow gg} = \frac{3\alpha_s^2 M_{\chi_{c0}} |R'_{nP}(0)|^2}{m_Q^5} [1 + C_{0Q}(\alpha_s/\pi)] \quad (17)$$

$$\Gamma_{n^3P_2 \rightarrow gg} = \frac{4}{15} \frac{3\alpha_s^2 M_{\chi_{c2}} |R'_{nP}(0)|^2}{m_Q^5} [1 + C_{2Q}(\alpha_s/\pi)] \quad (18)$$

The vector mesons have quantum numbers  $1^{--}$  and can annihilate into dilepton. The dileptonic decay of vector meson along with one loop QCD radiative correction is given by

TABLE XIV: Digamma decay width of  $S$  and  $P$  wave charmonia (in keV)

State	$\Gamma_{\gamma\gamma}$	$\Gamma_{\gamma\gamma}(corr)$	[72]	[32]	[67]	[117]	PDG [7]
$1^1S_0$	8.582	5.618	8.5	5.5	7.18	$7.14 \pm 0.95$	$5.1 \pm 0.4$
$2^1S_0$	4.498	2.944	2.4	1.8	1.71	$4.44 \pm 0.48$	$2.15 \pm 1.58$
$3^1S_0$	3.200	2.095	0.88	—	1.21	—	—
$4^1S_0$	2.512	1.644	—	—	—	—	—
$5^1S_0$	2.074	1.358	—	—	—	—	—
$6^1S_0$	1.768	1.158	—	—	—	—	—
$1^3P_0$	11.477	11.687	2.5	2.9	3.28	—	$2.34 \pm 0.19$
$1^3P_2$	3.107	1.412	0.31	0.50	—	—	$0.53 \pm 0.4$
$2^3P_0$	13.235	13.477	1.7	1.9	—	—	—
$2^3P_2$	3.582	1.628	0.23	0.52	—	—	—
$3^3P_0$	14.580	14.847	1.2	—	—	—	—
$3^3P_2$	3.944	1.792	0.17	—	—	—	—
$4^3P_0$	15.746	16.034	—	—	—	—	—
$4^3P_2$	4.257	1.935	—	—	—	—	—
$5^3P_0$	16.807	17.114	—	—	—	—	—
$5^3P_2$	4.541	2.064	—	—	—	—	—

[92, 114]

$$\Gamma_{n^3S_1 \rightarrow \ell^+ \ell^-} = \frac{4\alpha_e^2 e_Q^2 |nsV(0)|^2}{M_V^2} \left[ 1 - \frac{16\alpha_s}{3\pi} \right] \quad (19)$$

Here,  $\alpha_e$  is the electromagnetic coupling constant,  $\alpha_s$  is the strong running coupling constant in Eq. (4) and  $e_Q$  is the charge of heavy quark in terms of electron charge. In above relations,  $|R_{nsP/V}(0)|$  corresponds to the wave function of  $S$  wave at origin for pseudoscalar and vector mesons while  $|R'_{nP}(0)|$  is the derivative of  $P$  wave wave function at origin. The annihilation rates of heavy quarkonia are listed in Table XIV - XIX.



TABLE XV: Digamma decay width of  $S$  and  $P$  wave bottomonia (in keV)

State	$\Gamma_{\gamma\gamma}$	[73]	[61]	[32]	[67]	[117]
$1^1S_0$	0.366	0.527	0.214	0.35	0.23	$0.384 \pm 0.047$
$2^1S_0$	0.223	0.263	0.121	0.15	0.07	$0.191 \pm 0.025$
$3^1S_0$	0.180	0.172	0.906	0.10	0.04	—
$4^1S_0$	0.157	0.105	0.755	—	—	—
$5^1S_0$	0.141	0.121	—	—	—	—
$6^1S_0$	0.129	0.050	—	—	—	—
$1^3P_0$	0.021	0.050	0.0208	0.038	—	—
$1^3P_2$	0.0060	0.0066	0.0051	0.008	—	—
$2^3P_0$	0.022	0.037	0.0227	0.029	—	—
$2^3P_2$	0.0058	0.0067	0.0062	0.006	—	—
$3^3P_0$	0.022	0.037	—	—	—	—
$3^3P_2$	0.0059	0.0064	—	—	—	—
$4^3P_0$	0.023	—	—	—	—	—
$4^3P_2$	0.0061	—	—	—	—	—
$5^3P_0$	0.023	—	—	—	—	—
$5^3P_2$	0.0062	—	—	—	—	—

### C. Electromagnetic transition widths

The electromagnetic transitions can be determined broadly in terms of electric and magnetic multipole expansions and their study can help in understanding the non-perturbative regime of QCD. We consider the leading order terms i.e. electric ( $E1$ ) and magnetic ( $M1$ ) dipoles with selection rules  $\Delta L = \pm 1$  and  $\Delta S = 0$  for the  $E1$  transitions while  $\Delta L = 0$  and  $\Delta S = \pm 1$  for  $M1$  transitions. We now employ the numerical wave function for computing the electromagnetic transition widths among quarkonia and  $B_c$  meson states in order to test parameters used in present work. For  $M1$  transition, we restrict our calculations for transitions among  $S$  waves only. In the nonrelativistic limit, the radiative  $E1$  and  $M1$  widths are

TABLE XVI: Digluon decay width of  $S$  and  $P$  wave charmonia (in MeV)

State	$\Gamma_{gg}$	$\Gamma_{gg}(corr)$	[69]	[117]	PDG [7]
$1^1S_0$	27.325	40.741	22.37	19.60	$26.7 \pm 3.0$
$2^1S_0$	25.081	37.394	16.74	12.1	$14.7 \pm 0.7$
$3^1S_0$	25.502	38.022	14.30	—	—
$4^1S_0$	26.365	39.310	—	—	—
$5^1S_0$	27.345	40.711	—	—	—
$6^1S_0$	28.353	42.273	—	—	—
$1^3P_0$	25.022	47.468	9.45	—	$10.4 \pm 0.7$
$1^3P_2$	6.775	3.430	2.81	—	$2.03 \pm 0.12$
$2^3P_0$	28.855	54.738	10.09	—	—
$2^3P_2$	7.810	3.954	7.34	—	—
$3^3P_0$	31.788	60.302	—	—	—
$3^3P_2$	8.599	4.353	—	—	—
$4^3P_0$	34.330	65.125	—	—	—
$4^3P_2$	9.281	4.699	—	—	—
$5^3P_0$	36.642	69.511	—	—	—
$5^3P_2$	9.900	5.012	—	—	—

given by [4, 39, 53, 54, 121]

$$\Gamma(n^{2S+1}L_{iJ_i} \rightarrow n^{2S+1}L_{fJ_f} + \gamma) = \frac{4\alpha_e \langle e_Q \rangle^2 \omega^3}{3} (2J_f + 1) S_{if}^{E1} |M_{if}^{E1}|^2 \quad (20)$$

$$\Gamma(n^3S_1 \rightarrow n^1S_0 + \gamma) = \frac{\alpha_e \mu^2 \omega^3}{3} (2J_f + 1) S_{if}^{M1} |M_{if}^{M1}|^2 \quad (21)$$

where, mean charge content  $\langle e_Q \rangle$  of the  $Q\bar{Q}$  system, magnetic dipole moment  $\mu$  and photon energy  $\omega$  are given by

$$\langle e_Q \rangle = \left| \frac{m_{\bar{Q}} e_Q - e_{\bar{Q}} m_Q}{m_Q + m_{\bar{Q}}} \right| \quad (22)$$

$$\mu = \frac{e_Q}{m_Q} - \frac{e_{\bar{Q}}}{m_{\bar{Q}}} \quad (23)$$

and

$$\omega = \frac{M_i^2 - M_f^2}{2M_i} \quad (24)$$

TABLE XVII: Digluon decay width of  $S$  and  $P$  wave bottomonia (in MeV)

State	$\Gamma_{gg}$	[46]	[118]
$1^1S_0$	5.602	17.945	12.46
$2^1S_0$	4.029	—	—
$3^1S_0$	3.641	—	—
$4^1S_0$	3.473	—	—
$5^1S_0$	3.385	—	—
$6^1S_0$	3.336	—	—
$1^3P_0$	0.295	5.250	2.15
$1^3P_2$	0.079	0.822	0.22
$2^3P_0$	0.306	—	—
$2^3P_2$	0.082	—	—
$3^3P_0$	0.314	—	—
$3^3P_2$	0.084	—	—
$4^3P_0$	0.320	—	—
$4^3P_2$	0.085	—	—
$5^3P_0$	0.326	—	—
$5^3P_2$	0.087	—	—

TABLE XVIII: Dilepton decay width of charmonia (in keV)

State	$\Gamma_{\ell^+\ell^-}$	$\Gamma_{\ell^+\ell^-}(corr)$	[119]	[51]	[38]	[31]	PDG [7]
$1S$	6.437	2.925	4.95	6.99	1.89	5.4	$5.547 \pm 0.14$
$2S$	3.374	1.533	1.69	3.38	1.04	2.4	$2.359 \pm 0.04$
$3S$	2.400	1.091	0.96	2.31	0.77	—	$0.86 \pm 0.07$
$4S$	1.884	0.856	0.65	1.78	0.65	—	$0.58 \pm 0.07$
$5S$	1.556	0.707	0.49	1.46	—	—	—
$6S$	1.326	0.602	0.39	1.24	—	—	—

TABLE XIX: Dilepton decay width of bottomonia (in keV)

State	$\Gamma_{\ell^+\ell^-}$	[119]	[39]	[51]	[31]	[120]	PDG[7]
1S	1.098	1.20	1.33	1.61	1.3	0.98	$1.340 \pm 0.018$
2S	0.670	0.52	0.62	0.87	0.5	0.41	$0.612 \pm 0.011$
3S	0.541	0.33	0.48	0.66	—	0.27	$0.443 \pm 0.008$
4S	0.470	0.24	0.40	0.53	—	0.20	$0.272 \pm 0.029$
5S	0.422	0.19	—	0.44	—	0.16	—
6S	0.387	0.16	—	0.39	—	0.12	—

respectively. Also the symmetric statistical factors are given by

$$S_{if}^{E1} = \max(L_i, L_f) \left\{ \begin{array}{ccc} J_i & 1 & J_f \\ L_f & S & L_i \end{array} \right\}^2 \quad (25)$$

and

$$S_{if}^{M1} = 6(2S_i + 1)(2S_f + 1) \left\{ \begin{array}{ccc} J_i & 1 & J_f \\ S_f & \ell & S_i \end{array} \right\}^2 \left\{ \begin{array}{ccc} 1 & \frac{1}{2} & \frac{1}{2} \\ \frac{1}{2} & S_f & S_i \end{array} \right\}^2. \quad (26)$$

The matrix element  $|M_{if}|$  for  $E1$  and  $M1$  transition can be written as

$$|M_{if}^{E1}| = \frac{3}{\omega} \left\langle f \left| \frac{\omega r}{2} j_0 \left( \frac{\omega r}{2} \right) - j_1 \left( \frac{\omega r}{2} \right) \right| i \right\rangle \quad (27)$$

and

$$|M_{if}^{M1}| = \left\langle f \left| j_0 \left( \frac{\omega r}{2} \right) \right| i \right\rangle \quad (28)$$

The electromagnetic transition widths are listed in Table XX - XXV and also compared with experimental results as well as theoretical predictions.

#### D. Weak decays of $B_c$ mesons

The decay modes of  $B_c$  mesons are different from charmonia and bottomonia because of the inclusion of different flavor quarks. Their decay properties are very important probes for the weak interaction as  $B_c$  meson decays only through weak decays, therefore have relatively quite long life time. The pseudoscalar state can not decay via strong or electromagnetic decays because of this flavor asymmetry.

TABLE XX:  $E1$  transition width of charmonia (in keV)

Transition	Present	[38]	[30]	[72]	[64]	PDG [7]
$2^3S_1 \rightarrow 1^3P_0$	21.863	45.0	51.7	74	22	$26.3 \pm 2.6$
$2^3S_1 \rightarrow 1^3P_1$	43.292	40.9	44.9	62	42	$25.5 \pm 2.8$
$2^3S_1 \rightarrow 1^3P_2$	62.312	26.5	30.9	43	38	$25.2 \pm 2.9$
$2^1S_0 \rightarrow 1^1P_1$	36.197	8.3	8.6	146	49	—
$3^3S_1 \rightarrow 2^3P_0$	31.839	87.3	—	—	—	—
$3^3S_1 \rightarrow 2^3P_1$	64.234	65.7	—	—	—	—
$3^3S_1 \rightarrow 2^3P_2$	86.472	31.6	—	—	—	—
$3^1S_0 \rightarrow 2^1P_1$	51.917	—	—	—	—	—
$3^3S_1 \rightarrow 1^3P_0$	46.872	1.2	—	—	—	—
$3^3S_1 \rightarrow 1^3P_1$	107.088	2.5	—	—	—	—
$3^3S_1 \rightarrow 1^3P_2$	163.485	3.3	—	—	—	—
$3^1S_0 \rightarrow 1^1P_1$	178.312	—	—	—	—	—
$1^3P_0 \rightarrow 1^3S_1$	112.030	142.2	161	167	284	$371 \pm 34$
$1^3P_1 \rightarrow 1^3S_1$	146.317	287.0	333	354	306	$285 \pm 14$
$1^3P_2 \rightarrow 1^3S_1$	157.225	390.6	448	473	172	$133 \pm 8$
$1^1P_1 \rightarrow 1^1S_0$	247.971	610.0	723	764	361	$257 \pm 2.80$
$2^3P_0 \rightarrow 2^3S_1$	70.400	53.6	—	61	—	—
$2^3P_1 \rightarrow 2^3S_1$	102.672	208.3	—	103	—	—
$2^3P_2 \rightarrow 2^3S_1$	116.325	358.6	—	225	—	—
$2^1P_1 \rightarrow 2^1S_0$	163.646	—	—	309	—	—
$2^3P_0 \rightarrow 1^3S_1$	173.324	20.8	—	74	—	—
$2^3P_1 \rightarrow 1^3S_1$	210.958	28.4	—	83	—	—
$2^3P_2 \rightarrow 1^3S_1$	227.915	33.2	—	101	—	—
$2^1P_1 \rightarrow 1^1S_0$	329.384	—	—	134	—	—
$1^3D_1 \rightarrow 1^3P_0$	161.504	—	423	486	272	$202 \pm 42$
$1^3D_1 \rightarrow 1^3P_1$	93.775	—	142	150	138	$81 \pm 27$
$1^3D_1 \rightarrow 1^3P_2$	5.722	—	5.8	5.8	7.1	$\leq 24.8$
$1^3D_2 \rightarrow 1^3P_1$	165.176	317.3	297	342	285	—
$1^3D_2 \rightarrow 1^3P_2$	50.317	65.7	62	70	91	—
$1^3D_3 \rightarrow 1^3P_2$	175.212	62.7	252	284	350	—
$1^1D_2 \rightarrow 1^1P_1$	205.93	—	335	575	362	—

TABLE XXI:  $E1$  transition width of bottomonia (in keV)

Transition	Present	[38]	[30]	[73]	[65]	PDG [7]
$2^3S_1 \rightarrow 1^3P_0$	2.377	1.15	1.65	1.67	1.09	$1.22 \pm 0.11$
$2^3S_1 \rightarrow 1^3P_1$	5.689	1.87	2.57	2.54	2.17	$2.21 \pm 0.19$
$2^3S_1 \rightarrow 1^3P_2$	8.486	1.88	2.53	2.62	2.62	$2.29 \pm 0.20$
$2^1S_0 \rightarrow 1^1P_1$	10.181	4.17	3.25	6.10	3.41	—
$3^3S_1 \rightarrow 2^3P_0$	3.330	1.67	1.65	1.83	1.21	$1.20 \pm 0.12$
$3^3S_1 \rightarrow 2^3P_1$	7.936	2.74	2.65	2.96	2.61	$2.56 \pm 0.26$
$3^3S_1 \rightarrow 2^3P_2$	11.447	2.80	2.89	3.23	3.16	$2.66 \pm 0.27$
$3^3S_1 \rightarrow 1^3P_0$	0.594	0.03	0.124	0.07	0.097	$0.055 \pm 0.010$
$3^3S_1 \rightarrow 1^3P_1$	1.518	0.09	0.307	0.17	0.0005	$0.018 \pm 0.010$
$3^3S_1 \rightarrow 1^3P_2$	2.354	0.13	0.445	0.15	0.14	$0.20 \pm 0.03$
$3^1S_0 \rightarrow 1^1P_1$	3.385	0.03	0.770	1.24	0.67	—
$3^1S_0 \rightarrow 2^1P_1$	13.981	—	3.07	11.0	4.25	—
$1^3P_2 \rightarrow 1^3S_1$	57.530	31.2	29.5	38.2	31.8	—
$1^3P_1 \rightarrow 1^3S_1$	54.927	27.3	37.1	33.6	31.9	—
$1^3P_0 \rightarrow 1^3S_1$	49.530	22.1	42.7	26.6	27.5	—
$1^1P_1 \rightarrow 1^1S_0$	72.094	37.9	54.4	55.8	35.8	—
$2^3P_2 \rightarrow 2^3S_1$	28.848	16.8	18.8	18.8	15.5	$15.1 \pm 5.6$
$2^3P_1 \rightarrow 2^3S_1$	26.672	13.7	15.9	15.9	15.3	$19.4 \pm 5.0$
$2^3P_0 \rightarrow 2^3S_1$	23.162	9.90	11.7	11.7	14.4	—
$2^1P_1 \rightarrow 2^1S_0$	35.578	—	23.6	24.7	16.2	—
$2^3P_2 \rightarrow 1^3S_1$	29.635	7.74	8.41	13.0	12.5	$9.8 \pm 2.3$
$2^3P_1 \rightarrow 1^3S_1$	28.552	7.31	8.01	12.4	10.8	$8.9 \pm 2.2$
$2^3P_0 \rightarrow 1^3S_1$	26.769	6.69	7.36	11.4	5.4	—
$2^1P_1 \rightarrow 1^1S_0$	34.815	—	9.9	15.9	16.1	—
$1^3D_1 \rightarrow 1^3P_0$	9.670	—	24.2	23.6	19.8	—
$1^3D_1 \rightarrow 1^3P_1$	6.313	—	12.9	12.3	13.3	—
$1^3D_1 \rightarrow 1^3P_2$	0.394	—	0.67	0.65	1.02	—
$1^3D_2 \rightarrow 1^3P_1$	11.489	19.3	24.8	23.8	21.8	—
$1^3D_2 \rightarrow 1^3P_2$	3.583	5.07	6.45	6.29	7.23	—
$1^3D_3 \rightarrow 1^3P_2$	14.013	21.7	26.7	26.4	32.1	—
$1^1D_2 \rightarrow 1^1P_1$	14.821	—	30.2	42.3	30.3	—

TABLE XXII:  $E1$  transition width of  $B_c$  meson (in keV)

Transition	Present	[30]	[62]	[45]
$2^3S_1 \rightarrow 1^3P_0$	4.782	5.53	2.9	0.94
$2^3S_1 \rightarrow 1^3P_1$	11.156	7.65	4.7	1.45
$2^3S_1 \rightarrow 1^3P_2$	16.823	7.59	5.7	2.28
$2^1S_0 \rightarrow 1^1P_1$	18.663	4.40	6.1	3.03
$3^3S_1 \rightarrow 2^3P_0$	7.406	—	—	—
$3^3S_1 \rightarrow 2^3P_1$	17.049	—	—	—
$3^3S_1 \rightarrow 2^3P_2$	25.112	—	—	—
$3^3S_1 \rightarrow 1^3P_0$	6.910	—	—	—
$3^3S_1 \rightarrow 1^3P_1$	17.563	—	—	—
$3^3S_1 \rightarrow 1^3P_2$	27.487	—	—	—
$3^1S_0 \rightarrow 1^1P_1$	38.755	—	—	—
$3^1S_0 \rightarrow 2^1P_1$	27.988	—	—	—
$1^3P_2 \rightarrow 1^3S_1$	55.761	122	83	64.24
$1^3P_1 \rightarrow 1^3S_1$	53.294	87.1	11	51.14
$1^3P_0 \rightarrow 1^3S_1$	46.862	75.5	55	58.55
$1^1P_1 \rightarrow 1^1S_0$	71.923	18.4	80	72.28
$2^3P_2 \rightarrow 2^3S_1$	41.259	75.3	55	64.92
$2^3P_1 \rightarrow 2^3S_1$	38.533	45.3	45	50.40
$2^3P_0 \rightarrow 2^3S_1$	38.308	34.0	42	55.05
$2^1P_1 \rightarrow 2^1S_0$	52.205	13.8	52	56.28
$2^3P_2 \rightarrow 1^3S_1$	60.195	—	14	—
$2^3P_1 \rightarrow 1^3S_1$	57.839	—	5.4	—
$2^3P_0 \rightarrow 1^3S_1$	52.508	—	1.0	—
$2^1P_1 \rightarrow 1^1S_0$	74.211	—	19	—
$1^3D_1 \rightarrow 1^3P_0$	44.783	133	55	—
$1^3D_1 \rightarrow 1^3P_1$	28.731	65.3	28	—
$1^3D_1 \rightarrow 1^3P_2$	1.786	3.82	1.8	—
$1^3D_2 \rightarrow 1^3P_1$	51.272	139	64	—
$1^3D_2 \rightarrow 1^3P_2$	16.073	23.6	15	—
$1^3D_3 \rightarrow 1^3P_2$	60.336	23 149	78	—
$1^1D_2 \rightarrow 1^1P_1$	66.020	143	63	—

TABLE XXIII:  $M1$  transition width of charmonia (in keV)

Transition	Present	[38]	[30]	[64]	PDG [7]
$1^3S_1 \rightarrow 1^1S_0$	1.181	2.7	1.05	2.39	$1.58 \pm 0.37$
$2^3S_1 \rightarrow 2^1S_0$	0.508	1.2	0.99	0.19	$0.21 \pm 0.15$
$2^3S_1 \rightarrow 1^1S_0$	3.255	0.0	0.95	7.80	$1.24 \pm 0.29$
$3^3S_1 \rightarrow 3^1S_0$	0.368	–	–	0.088	–

TABLE XXIV:  $M1$  transition width of bottomonia (in eV)

Transition	Present	[38]	[30]	[65]	PDG [7]
$1^3S_1 \rightarrow 1^1S_0$	197.878	4.0	5.8	10	–
$2^3S_1 \rightarrow 2^1S_0$	29.519	0.05	1.40	0.59	–
$2^3S_1 \rightarrow 1^1S_0$	405.513	0.0	6.4	66	$12.5 \pm 4.9$
$3^3S_1 \rightarrow 3^1S_0$	14.967	–	0.8	3.9	–
$3^3S_1 \rightarrow 2^1S_0$	190.047	–	1.5	11	$\leq 14$
$3^3S_1 \rightarrow 1^1S_0$	404.574	–	10.5	71	$10 \pm 2$

In the spectator model [122], the total decay width of  $B_c$  meson can be broadly classified into three classes. (i) decay of  $b$  quark considering  $c$  quark as a spectator, (ii) decay of  $c$  quark considering  $b$  quark as a spectator and (iii) annihilation channel  $B_c \rightarrow \ell^+ \nu_\ell$ . The total width is given by

$$\Gamma(B_c \rightarrow X) = \Gamma(b \rightarrow X) + \Gamma(c \rightarrow X) + \Gamma(Anni) \quad (29)$$

In the calculations of total width we have not considered the interference among them as all

TABLE XXV:  $M1$  transition width of  $B_c$  meson (in eV)

Transition	Present	[30]	[62]	[45]
$1^3S_1 \rightarrow 1^1S_0$	55.588	33	80	2.2
$2^3S_1 \rightarrow 2^1S_0$	22.105	17	10	0.014
$2^3S_1 \rightarrow 1^1S_0$	504.046	428	600	495
$2^1S_0 \rightarrow 1^3S_1$	15.528	488	300	1092



these decays lead to different channel. In the spectator approximation, the inclusive decay width of  $b$  and  $c$  quark is given by

$$\Gamma(b \rightarrow X) = \frac{9G_F^2 |V_{cb}|^2 m_b^5}{192\pi^3} \quad (30)$$

$$\Gamma(c \rightarrow X) = \frac{9G_F^2 |V_{cs}|^2 m_c^5}{192\pi^3} \quad (31)$$

$$\Gamma(Anni) = \frac{G_F^2}{8\pi} |V_{bc}|^2 f_{B_c}^2 M_{B_c} m_q^2 \left(1 - \frac{m_q^2}{M_{B_c}^2}\right)^2 C_q \quad (32)$$

Where  $C_q = 3|V_{cs}|$  for  $D_s$  mesons and  $m_q$  is the mass of heaviest fermions.  $V_{cs}$  and  $V_{cb}$  are the CKM matrices and we have taken the value of CKM matrices from the PDG.  $G_f$  is the Fermi coupling constant. Here we have used the model quark masses,  $B_c$  meson mass and decay constants for the computation of total width. Here we compute the decay width of  $B_c$  meson using Eq. (29) and corresponding life time. The computed life time comes out to be  $0.539 \times 10^{-12}$  s which is in very good agreement with the world averaged mean life time  $(0.507 \pm 0.009) \times 10^{-12}$  s [7].

#### IV. NUMERICAL RESULTS AND DISCUSSION

Having determined the confinement strengths and quark masses, we are now in position to present our numerical results. We first compute the mass spectra of heavy quarkonia and  $B_c$  meson. In most of the potential model computations, the confinement strength is fixed by experimental ground state masses for  $c\bar{c}$ ,  $b\bar{b}$  and  $c\bar{b}$  independently. We observe here that the confinement strength  $A$  for  $B_c$  meson is arithmetic mean of those for  $c\bar{c}$  and  $b\bar{b}$  which discards introduction of additional parameter for computation of  $B_c$  spectra. Similar approach has been used earlier in Ref. [84] within QCD potential models. Using model parameters and numerical wave function we compute the various decay properties of heavy quarkonia and  $B_c$  mesons namely leptonic decay constants, annihilation widths and electromagnetic transitions. In Table II and III we present our result for charmonium mass spectra. We compare our results with PDG data [7], LQCD [17], relativistic quark model [27] and QCD relativistic functional approach models [66]. We also compare our results with nonrelativistic potential model [64, 69]. Our results for  $S$  wave are in excellent agreement with the experimental data [7]. We determine the mass difference for  $S$  wave

charmonia i.e.  $M_{J/\psi} - M_{\eta_c} = 105 \text{ MeV}$  and  $M_{\psi(2S)} - M_{\eta_c(2S)} = 79 \text{ MeV}$  while that from experimental data are  $113 \text{ MeV}$  and  $47 \text{ MeV}$  respectively [7]. Our results for  $P$  waves are also consistent with the PDG data [7] as well as LQCD [17] with less than 2% deviation. Since experimental/LQCD results are not available for  $P$  wave charmonia beyond  $n = 2$  states, we compare our results with the relativistic quark model Ref. [27] and it is also observed to have 1-2 % deviation throughout the spectra. For charmonia only  $1P$  states are available and for  $2P$  only one state is available namely  $\chi_{c2}$ . Our results for  $1P$  and  $2P$  wave are also satisfactory. We also list the mass spectra of  $D$  and  $F$  wave and found to be consistent with the theoretical predictions. Combining the results of charmonia spectra, our results are matching perfectly with PDG and other theoretical models.

In Table IV and V, we compare our results of bottomonium spectra with PDG data [7], relativistic quark model [27, 63], QCD relativistic functional approach models [66], nonrelativistic screened potential model [65] and constituent quark model [68]. Similarly for  $S$  wave bottomonia, up to  $n = 3$  vector states are known experimentally and for pseudoscalar states, only  $n = 1$  and  $2$  are available. Our results for  $\Upsilon(1S)$  and  $\Upsilon(3S)$  are in good agreement with the PDG data while for  $\Upsilon(2S)$ ,  $\Upsilon(4S)$  and  $\Upsilon(5S)$ , slight deviation (within 1%) is observed. Our results for  $\eta_b(1S)$  and  $\eta_b(3S)$  also match well with less than 0.5 % deviation. We obtain  $M_{\Upsilon(1S)} - M_{\eta_b} = 35 \text{ MeV}$  and for  $M_{\Upsilon(2S)} - M_{\eta_b(2S)} = 24 \text{ MeV}$  against the PDG data of  $62 \text{ MeV}$  and  $24 \text{ MeV}$  respectively. For  $P$  wave,  $1P$  and  $2P$  states are reported and for  $3P$ , only  $\chi_{b1}$  is reported. Our results for  $1P$  bottomonia deviate by  $\simeq 0.3\%$  from the experimental results but for  $2P$ , they are quite satisfactory deviating by  $0.2 \%$  only from the PDG data. Our result for  $\Upsilon(1D)$  also agrees well with the experimental data with  $0.8 \%$  deviation. The  $F$  wave mass spectra also in good agreement with the theoretical predictions. Looking at the comparison with PDG data Ref. [7] and relativistic quark model Ref. [27], present quarkonium mass spectra deviate less than  $2 \%$  for charmonia and less than  $1 \%$  for bottomonia.

We now employ the quark masses and confinement strengths used for computing mass spectra of quarkonia to predict the spectroscopy of  $B_c$  mesons without introducing any additional parameter. Our results are tabulated in Tab.VI and VII. For  $B_c$  mesons, only  $0^{-+}$  states are experimentally observed for  $n = 1$  and  $2$  and our results are in very good agreement with the experimental results with less than  $0.3 \%$  error. We compute the mass spectra including orbitally excited states and it is observed that our results are in close

resemblance with the relativistic quark model [27] as well as other theoretical approaches.

Using the mass spectra of heavy quarkonia and  $B_c$  meson, we plot the Regge trajectories in  $(J, M^2)$  and  $(n_r, M^2)$  planes where  $n_r = n - 1$ . We use the following relations

$$J = \alpha M^2 + \alpha_0 \quad (33)$$

$$n_r = \beta M^2 + \beta_0 \quad (34)$$

where  $\alpha, \beta$  are slopes and  $\alpha_0, \beta_0$  are the intercepts. In Figs. 1, 2 and 3, we plot the regge trajectories. It is observed that for charmonium spectra, the computed mass square fits very well to a linear trajectory and found to be almost parallel and equidistant in both the planes. While for bottomonia and  $B_c$  mesons, we observe the nonlinearity in the parent trajectories. The nonlinearity increases as we go from  $c\bar{c}$  to  $b\bar{b}$  mesons indicating increasing contribution from the inter-quark interaction over confinement.

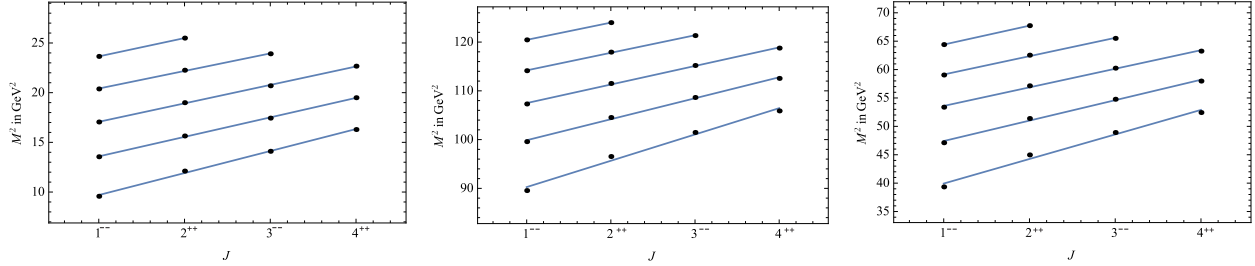


FIG. 1: Parent and daughter Regge trajectories  $(J, M^2)$  for charmonia (left), bottomonia (middle) and  $B_c$  (right) mesons with natural parity ( $P = (-1)^J$ ).

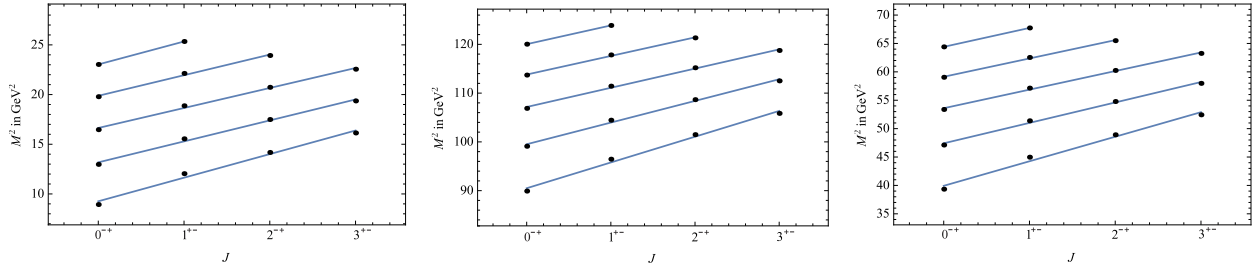


FIG. 2: Parent and daughter Regge trajectories  $(J, M^2)$  for charmonia (left), bottomonia (middle) and  $B_c$  (right) mesons with unnatural parity ( $P = (-1)^{J+1}$ ).

Using the potential parameters and numerical wave function, we compute the various decay properties of heavy quarkonia. We first compute the leptonic decay constants of

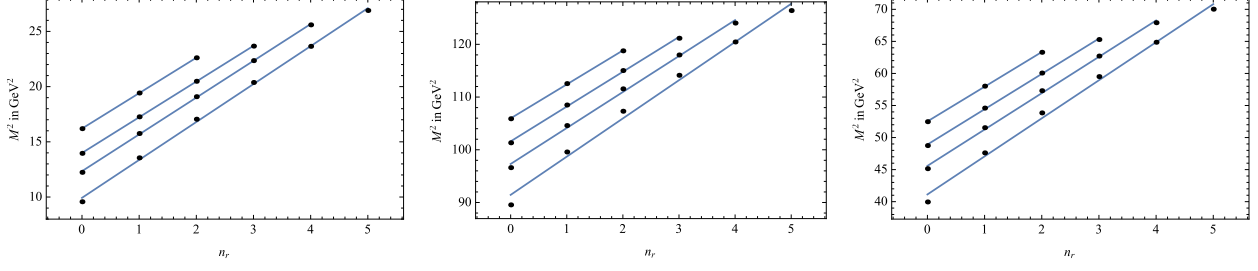


FIG. 3: Parent and daughter Regge trajectories ( $n_r \rightarrow M^2$ ) for charmonia (left), bottomonia (middle) and  $B_c$  (right) mesons

pseudoscalar and vector mesons and our numerical results are tabulated in Tab. VIII – XIII. It is observed that for the case of charmonia, our results are higher than those using LQCD and QCDSR [96]. In order to overcome this discrepancy, we include the QCD correction factors given in Ref. [93] and the our corrected results are tabulated as  $f_p(\text{corr})$  in Tab.VIII and Tab.IX. After introducing the correction factors our results match with LQCD and QCDSR [96] and other theoretical models. We also compute the decay constants for excited  $S$ - wave charmonia and we found that our results are consistent with the other theoretical predictions. We also compute the decay constants of bottomonia and  $B_c$  mesons. In this case, our results match with other theoretical predictions without incorporating the relativistic corrections. In the case of vector decay constants of bottomonia, our results are very close to those obtained in LQCD Ref. [98]. For the decay constants of  $B_c$  mesons, we compare our results with nonrelativistic potential models [51, 91].

Next we compute the digamma, digluon and dilepton decay widths using the relations Eqs. (13)–(16). Where the bracketed quantities are the first order radiative corrections to the decay widths. We compare our results with the available experimental results. We also compare our results with the theoretical models such as screened potential model [72, 73], Martin-like potential model [119], relativistic quark model (RQM) [31, 32], heavy quark spin symmetry [110], relativistic Salpeter model [117] and other theoretical data.

In Table XIV and XV we present our results for digamma decay widths for charmonia and bottomonia. Our results for  $\Gamma(\eta_c \rightarrow \gamma\gamma)$  and  $\Gamma(\eta_c(2S) \rightarrow \gamma\gamma)$  are higher than the experimental results. The first order radiative correction (bracketed terms in Eq. (13)) was utilized to incorporate the difference and it is observed that our results along with the correction match with the experimental results [7]. We also compute the digamma decay

width of excited states of charmonia. We compute the digamma decay width of  $P$  wave charmonia. We observe that our results are one order higher than that of experimental data. Our results for excited  $P$  wave charmonia are also higher than that of screened potential model [72] and relativistic quark model [32]. Our results for  $\Gamma(\eta_b \rightarrow \gamma\gamma)$  match quite well with the experimental data while computed  $\Gamma(\eta_b(2S) \rightarrow \gamma\gamma)$  value is overestimated when compared with the PDG data. For the excited state of  $S$  wave bottomonia, our results fall in between those obtained in screened potential model [73] and relativistic quark model with linear confinement [63]. The scenario is similar with  $P$  wave bottomonia and charmonia.

In Table XVI and XVII we represent our results for digluon decay width of charmonia and bottomonia respectively. Our results for  $\Gamma(\eta_c \rightarrow gg)$  match perfectly with the PDG data [7] but in the case of  $\Gamma(\eta_c(2S) \rightarrow gg)$  our result is higher than the PDG data. We also compare the results obtained with that of the relativistic Salpeter method [117] and an approximate potential model [69]. It is seen from Table XVI that the relativistic corrections provide better results in case of  $P$  wave charmonia where as that for bottomonia are underestimated in present calculations when compared to relativistic QCD potential model [118] and power potential model [46]. As the experimental data of digluon annihilation of bottomonia are not available, the validity of either of the approaches can be validated only after observations in forthcoming experiments.

We present the result of dilepton decay widths in the Table XVIII and XIX and it is observed that our results matches with the PDG data [7] upto  $n = 3$  for both charmonia and bottomonia. Our results are also in good accordance with the other theoretical models.

We present our results of  $E1$  transitions in Table XX - XXII in comparison with theoretical attempts such as relativistic potential model [38] and quark model [30], nonrelativistic screened potential model [65, 72, 73]. We also compare our results of charmonia transitions with available experimental results. Our result for  $\Gamma(\psi(2S) \rightarrow \chi_{cJ}(1P) + \gamma)$  is in good agreement with the experimental result for  $J = 0$  but our results for  $J = 1, 2$  higher than the PDG data. Our results also agree well for the transition  $\Gamma(\chi_{cJ}(1P) \rightarrow J/\psi + \gamma)$  for  $J = 2$ . We also satisfy the experimental constraints for the transition  $\Gamma(1^3D_1 \rightarrow \chi_{cJ} + \gamma)$  for  $J = 0, 1, 2$ . Our results share the same range with the results computed in other theoretical models. The  $E1$  transitions of bottomonia agree fairly well for except for the channel  $\Gamma(\Upsilon(3S) \rightarrow \chi_{bJ}(3P))$ , where our results are higher than the experimental results. The comparison of our results of  $E1$  transitions in  $B_c$  mesons with relativistic quark model [30, 62] and power potential

[45] and found to be in good agreement. In Table XXIII - XXV, we present our results of  $M1$  transitions and also compared with relativistic potential model [38], and quark model [30, 63], nonrelativistic screened potential model [64, 65], power potential [45] as well as with available experimental results. Our results of  $\Gamma(n\psi \rightarrow n'\eta_c + \gamma)$  are in very good agreement with the PDG data as well with the other theoretical predictions. Computed  $M1$  transitions in  $B_c$  mesons are also within the results obtained from theoretical predictions. The computed  $M1$  transition of bottomonia are found to be higher than the PDG data and also theoretical predictions.

## V. CONCLUSION

In this article, we have reported a comprehensive study of heavy quarkonia in the framework of nonrelativistic potential model considering linear confinement with least number of free model parameters such as confinement strength and quark mass. They are fine tuned to obtain the corresponding spin averaged ground state masses of charmonia and bottomonia determined from experimental data. The parameters are then used to predict the masses of excited states. In order to compute mass spectra of orbitally excited states, we incorporate contributions from the spin dependent part of confined one gluon exchange potential perturbatively.

Our results are found to be consistent with available PDG data, LQCD, relativistic quark model and other theoretical potential models. We also compute the digamma, digluon and dilepton decay widths of heavy quarkonia using nonrelativistic Van-Royen Weiskopf formula. The first order radiative corrections in calculation of these decays provide satisfactory results for the charmonia while no such correction is needed in case of bottomonia for being purely nonrelativistic system. We employ our parameters in computation of  $B_c$  spectroscopy employing the quark masses and mean value of confinement strength of charmonia and bottomonia and our results are also consistent with the PDG data. We also compute the weak decays of  $B_c$  mesons and the life time computation is also consistent with the PDG data. It is interesting to note here that despite having a  $c$  quark, the nonrelativistic calculation of  $B_c$  spectroscopy provides perfect agreement with experimental and other theoretical models.

## Acknowledgment

J.N.P. acknowledges the support from the University Grants Commission of India under Major Research Project F.No.42-775/2013(SR).

---

- [1] E. Eichten, S. Godfrey, H. Mahlke, and J. L. Rosner, *Rev. Mod. Phys.* **80**, 1161 (2008), hep-ph/0701208.
- [2] S. Godfrey and S. L. Olsen, *Ann. Rev. Nucl. Part. Sci.* **58**, 51 (2008), arXiv:0801.3867.
- [3] T. Barnes and S. L. Olsen, *Int. J. Mod. Phys. A* **24S1**, 305 (2009).
- [4] N. Brambilla et al., *Eur. Phys. J. C* **71**, 1534 (2011), arXiv:1010.5827.
- [5] N. Brambilla et al., *Eur. Phys. J. C* **74**, 2981 (2014), arXiv:1404.3723.
- [6] A. Andronic et al., *Eur. Phys. J. C* **76**, 107 (2016).
- [7] C. Patrignani et al. (Particle Data Group), *Chin. Phys. C* **40**, 100001 (2016).
- [8] J. J. Dudek, R. G. Edwards, N. Mathur, and D. G. Richards, *Phys. Rev. D* **77**, 034501 (2008), arXiv:0707.4162.
- [9] S. Meinel, *Phys. Rev. D* **79**, 094501 (2009), arXiv:0903.3224.
- [10] T. Burch, C. DeTar, M. Di Pierro, A. X. El-Khadra, E. D. Freeland, S. Gottlieb, A. S. Kronfeld, L. Levkova, P. B. Mackenzie, and J. N. Simone, *Phys. Rev. D* **81**, 034508 (2010), arXiv:0912.2701.
- [11] L. Liu, G. Moir, M. Peardon, S. M. Ryan, C. E. Thomas, P. Vilaseca, J. J. Dudek, R. G. Edwards, B. Joo, and D. G. Richards (Hadron Spectrum), *JHEP* **07**, 126 (2012), arXiv:1204.5425.
- [12] C. McNeile, C. T. H. Davies, E. Follana, K. Hornbostel, and G. P. Lepage, *Phys. Rev. D* **86**, 074503 (2012), arXiv:1207.0994.
- [13] J. O. Daldrop, C. T. H. Davies, and R. J. Dowdall (HPQCD Collaboration), *Phys. Rev. Lett.* **108**, 102003 (2012), arXiv:1112.2590.
- [14] T. Kawanai and S. Sasaki, *Phys. Rev. D* **89**, 054507 (2014), arXiv:1311.1253.
- [15] T. Kawanai and S. Sasaki, *Phys. Rev. Lett.* **107**, 091601 (2011), arXiv:1102.3246.
- [16] Y. Burnier, O. Kaczmarek, and A. Rothkopf, *JHEP* **12**, 101 (2015), arXiv:1509.07366.
- [17] M. Kalinowski and M. Wagner, *Phys. Rev. D* **92**, 094508 (2015), arXiv:1509.02396.

- [18] Y. Burnier, O. Kaczmarek, and A. Rothkopf, JHEP **10**, 032 (2016), arXiv:1606.06211.
- [19] T. Hilger, C. Popovici, M. Gomez-Rocha, and A. Krassnigg, Phys. Rev. D **91**, 034013 (2015), arXiv:1409.3205.
- [20] M. B. Voloshin, Prog. Part. Nucl. Phys. **61**, 455 (2008), arXiv:0711.4556.
- [21] S. Cho, K. Hattori, S. H. Lee, K. Morita, and S. Ozaki, Phys. Rev. D **91**, 045025 (2015), arXiv:1411.7675.
- [22] S. S. Gershtein, V. V. Kiselev, A. K. Likhoded, and A. V. Tkabladze, Phys. Rev. D **51**, 3613 (1995).
- [23] Y. Kiyo and Y. Sumino, Phys. Lett. B **730**, 76 (2014), arXiv:1309.6571.
- [24] T. Liu, A. A. Penin, and A. Rayyan, JHEP **02**, 084 (2017), arXiv:1609.07151.
- [25] R. J. Dowdall, C. T. H. Davies, T. Hammant, and R. R. Horgan (HPQCD Collaboration), Phys. Rev. D **89**, 031502 (2014), [Erratum: Phys. Rev.D92,039904(2015)], arXiv:1309.5797.
- [26] M. Neubert, Phys. Rept. **245**, 259 (1994), hep-ph/9306320.
- [27] D. Ebert, R. N. Faustov, and V. O. Galkin, Eur. Phys. J. C **71**, 1825 (2011), arXiv:1111.0454.
- [28] D. Ebert, R. N. Faustov, and V. O. Galkin, Phys. Rev. D **79**, 114029 (2009), arXiv:0903.5183.
- [29] D. Ebert, R. N. Faustov, and V. O. Galkin, Eur. Phys. J. C **47**, 745 (2006), hep-ph/0511029.
- [30] D. Ebert, R. N. Faustov, and V. O. Galkin, Phys. Rev. D **67**, 014027 (2003), hep-ph/0210381.
- [31] D. Ebert, R. N. Faustov, and V. O. Galkin, Mod. Phys. Lett. A **18**, 1597 (2003), hep-ph/0304227.
- [32] D. Ebert, R. N. Faustov, and V. O. Galkin, Mod. Phys. Lett. A **18**, 601 (2003), hep-ph/0302044.
- [33] S. N. Gupta and S. F. Radford, Phys. Rev. D **24**, 2309 (1981).
- [34] S. N. Gupta, S. F. Radford, and W. W. Repko, Phys. Rev. D **26**, 3305 (1982).
- [35] S. N. Gupta and S. F. Radford, Phys. Rev. D **25**, 3430 (1982).
- [36] J. T. Pantaleone, S. H. H. Tye, and Y. J. Ng, Phys. Rev. D **33**, 777 (1986).
- [37] K. M. Maung, D. E. Kahana, and J. W. Norbury, Phys. Rev. D **47**, 1182 (1993).
- [38] S. F. Radford and W. W. Repko, Phys. Rev. D **75**, 074031 (2007), hep-ph/0701117.
- [39] S. F. Radford and W. W. Repko, Nucl. Phys. A **865**, 69 (2011), arXiv:0912.2259.
- [40] S. N. Gupta, S. F. Radford, and W. W. Repko, Phys. Rev. D **34**, 201 (1986).
- [41] P. C. Vinodkumar, J. N. Pandya, V. M. Bannur, and S. B. Khadkikar, Eur. Phys. J. A **4**, 83 (1999).



- [42] J. N. Pandya and P. C. Vinodkumar, *Pramana* **57**, 821 (2001).
- [43] A. K. Rai, J. N. Pandya, and P. C. Vinodkumar, *Eur. Phys. J. A* **38**, 77 (2008), arXiv:0901.1546.
- [44] J. N. Pandya, N. R. Soni, N. Devlani, and A. K. Rai, *Chin. Phys. C* **39**, 123101 (2015), arXiv:1412.7249.
- [45] N. Devlani, V. Kher, and A. K. Rai, *Eur. Phys. J. A* **50**, 154 (2014).
- [46] A. Parmar, B. Patel, and P. C. Vinodkumar, *Nucl. Phys. A* **848**, 299 (2010), arXiv:1001.0848.
- [47] A. K. Rai, R. H. Parmar, and P. C. Vinodkumar, *J. Phys. G* **28**, 2275 (2002).
- [48] A. Kumar Rai, P. C. Vinodkumar, and J. N. Pandya, *J. Phys. G* **31**, 1453 (2005).
- [49] A. K. Rai and P. C. Vinodkumar, *Pramana* **66**, 953 (2006), hep-ph/0606194.
- [50] A. K. Rai, B. Patel, and P. C. Vinodkumar, *Phys. Rev. C* **78**, 055202 (2008), arXiv:0810.1832.
- [51] B. Patel and P. C. Vinodkumar, *J. Phys. G* **36**, 035003 (2009), arXiv:0808.2888.
- [52] M. Fabre De La Ripelle, *Phys. Lett. B* **205**, 97 (1988).
- [53] E. Eichten, K. Gottfried, T. Kinoshita, J. B. Kogut, K. D. Lane, and T.-M. Yan, *Phys. Rev. Lett.* **34**, 369 (1975), [Erratum: *Phys. Rev. Lett.* **36**, 1276 (1976)].
- [54] E. Eichten, K. Gottfried, T. Kinoshita, K. D. Lane, and T.-M. Yan, *Phys. Rev. D* **17**, 3090 (1978), [Erratum: *Phys. Rev. D* **21**, 313 (1980)].
- [55] E. Eichten, K. Gottfried, T. Kinoshita, K. D. Lane, and T.-M. Yan, *Phys. Rev. D* **21**, 203 (1980).
- [56] C. Quigg and J. L. Rosner, *Phys. Rept.* **56**, 167 (1979).
- [57] E. Eichten and F. Feinberg, *Phys. Rev. D* **23**, 2724 (1981).
- [58] T. Barnes, S. Godfrey, and E. S. Swanson, *Phys. Rev. D* **72**, 054026 (2005), hep-ph/0505002.
- [59] V. Sauli, *Phys. Rev. D* **86**, 096004 (2012), arXiv:1112.1865.
- [60] S. Leitão, A. Stadler, M. T. Peña, and E. P. Biernat, *Phys. Rev. D* **90**, 096003 (2014), arXiv:1408.1834.
- [61] S. Godfrey and N. Isgur, *Phys. Rev. D* **32**, 189 (1985).
- [62] S. Godfrey, *Phys. Rev. D* **70**, 054017 (2004), hep-ph/0406228.
- [63] S. Godfrey and K. Moats, *Phys. Rev. D* **92**, 054034 (2015), arXiv:1507.00024.
- [64] W.-J. Deng, H. Liu, L.-C. Gui, and X.-H. Zhong, *Phys. Rev. D* **95**, 034026 (2017), arXiv:1608.00287.
- [65] W.-J. Deng, H. Liu, L.-C. Gui, and X.-H. Zhong, *Phys. Rev. D* **95**, 074002 (2017),

- arXiv:1607.04696.
- [66] C. S. Fischer, S. Kubrak, and R. Williams, *Eur. Phys. J. A* **51**, 10 (2015), arXiv:1409.5076.
  - [67] O. Lakhina and E. S. Swanson, *Phys. Rev. D* **74**, 014012 (2006).
  - [68] J. Segovia, P. G. Ortega, D. R. Entem, and F. Fernández, *Phys. Rev. D* **93**, 074027 (2016).
  - [69] S. Patel, P. C. Vinodkumar, and S. Bhatnagar, *Chin. Phys. C* **40**, 053102 (2016), arXiv:1504.01103.
  - [70] C. Bonati, M. D’Elia, and A. Rucci, *Phys. Rev. D* **92**, 054014 (2015), arXiv:1506.07890.
  - [71] T. Gutsche, V. E. Lyubovitskij, I. Schmidt, and A. Vega, *Phys. Rev. D* **90**, 096007 (2014), arXiv:1410.3738.
  - [72] B.-Q. Li and K.-T. Chao, *Phys. Rev. D* **79**, 094004 (2009), arXiv:0903.5506.
  - [73] B.-Q. Li and K.-T. Chao, *Commun. Theor. Phys.* **52**, 653 (2009), arXiv:0909.1369.
  - [74] C. Quigg and J. L. Rosner, *Phys. Lett. B* **71**, 153 (1977).
  - [75] A. Martin, *Phys. Lett. B* **93**, 338 (1980), ISSN 0370-2693.
  - [76] W. Buchmuller and S. H. H. Tye, *Phys. Rev. D* **24**, 132 (1981).
  - [77] W.-k. Kwong and J. L. Rosner, *Phys. Rev. D* **44**, 212 (1991).
  - [78] E. J. Eichten and C. Quigg, *Phys. Rev. D* **49**, 5845 (1994), hep-ph/9402210.
  - [79] F. Abe et al. (CDF Collaboration), *Phys. Rev. Lett.* **81**, 2432 (1998), hep-ex/9805034.
  - [80] V. M. Abazov et al. (D0 Collaboration), *Phys. Rev. Lett.* **101**, 012001 (2008), arXiv:0802.4258.
  - [81] R. Aaij et al. (LHCb Collaboration), *Phys. Rev. Lett.* **109**, 232001 (2012), arXiv:1209.5634.
  - [82] R. Aaij et al. (LHCb Collaboration), *Eur. Phys. J. C* **74**, 2839 (2014), arXiv:1401.6932.
  - [83] G. Aad et al. (ATLAS Collaboration), *Phys. Rev. Lett.* **113**, 212004 (2014), arXiv:1407.1032.
  - [84] S. N. Gupta and J. M. Johnson, *Phys. Rev. D* **53**, 312 (1996).
  - [85] G. S. Bali, B. Bolder, N. Eicker, T. Lippert, B. Orth, P. Ueberholz, K. Schilling, and T. Struckmann (TXL, T(X)L), *Phys. Rev. D* **62**, 054503 (2000), hep-lat/0003012.
  - [86] G. S. Bali, *Phys. Rept.* **343**, 1 (2001), hep-ph/0001312.
  - [87] C. Alexandrou, P. de Forcrand, and O. Jahn, *Nucl. Phys. Proc. Suppl.* **119**, 667 (2003), [667(2002)], hep-lat/0209062.
  - [88] N. Isgur and G. Karl, *Phys. Rev. D* **18**, 4187 (1978).
  - [89] K. B. Vijaya Kumar, A. K. Rath, and S. B. Khadkikar, *Pramana* **48**, 997 (1997).
  - [90] W. Lucha and F. F. Schoberl, *Int. J. Mod. Phys. C* **10**, 607 (1999), hep-ph/9811453.

- [91] A. P. Monteiro, M. Bhat, and K. B. Vijaya Kumar, Phys. Rev. D **95**, 054016 (2017), arXiv:1608.05782.
- [92] R. Van Royen and V. F. Weisskopf, Nuovo Cim. A **50**, 617 (1967), [Erratum: Nuovo Cim.A51,583(1967)].
- [93] E. Braaten and S. Fleming, Phys. Rev. D **52**, 181 (1995).
- [94] A. V. Berezhnoy, V. V. Kiselev, and A. K. Likhoded, Z. Phys. A **356**, 89 (1996).
- [95] A. Krassnigg, M. Gomez-Rocha, and T. Hilger, J. Phys. Conf. Ser. **742**, 012032 (2016), arXiv:1603.07232.
- [96] D. Bečirević, G. Duplancić, B. Klajn, B. Melić, and F. Sanfilippo, Nucl. Phys. B **883**, 306 (2014), arXiv:1312.2858.
- [97] G.-L. Wang, Phys. Lett. B **633**, 492 (2006), math-ph/0512009.
- [98] B. Colquhoun, R. J. Dowdall, C. T. H. Davies, K. Hornbostel, and G. P. Lepage, Phys. Rev. D **91**, 074514 (2015), arXiv:1408.5768.
- [99] K. M. Ecklund et al. (CLEO Collaboration), Phys. Rev. D **78**, 091501 (2008), arXiv:0803.2869.
- [100] J. P. Lees et al. (BABAR Collaboration), Phys. Rev. D **81**, 052010 (2010), 1002.3000.
- [101] M. Ablikim et al. (BESIII Collaboration), Phys. Rev. D **85**, 112008 (2012), arXiv:1205.4284.
- [102] J. J. Dudek and R. G. Edwards, Phys. Rev. Lett. **97**, 172001 (2006), hep-ph/0607140.
- [103] T. Chen et al. (CLQCD Collaboration), Eur. Phys. J. C **76**, 358 (2016), arXiv:1602.00076.
- [104] G. T. Bodwin, E. Braaten, and G. P. Lepage, Phys. Rev. D **51**, 1125 (1995), [Erratum: Phys. Rev.D55,5853(1997)], hep-ph/9407339.
- [105] H. Khan and P. Hoodbhoy, Phys. Rev. D **53**, 2534 (1996), hep-ph/9501409.
- [106] G. A. Schuler, F. A. Berends, and R. van Gulik, Nucl. Phys. B **523**, 423 (1998), hep-ph/9710462.
- [107] G. T. Bodwin, D. Kang, and J. Lee, Phys. Rev. D **74**, 014014 (2006), hep-ph/0603186.
- [108] G. T. Bodwin, H. S. Chung, D. Kang, J. Lee, and C. Yu, Phys. Rev. D **77**, 094017 (2008), arXiv:0710.0994.
- [109] J. P. Lansberg and T. N. Pham, Phys. Rev. D **79**, 094016 (2009), arXiv:0903.1562.
- [110] J. P. Lansberg and T. N. Pham, Phys. Rev. D **74**, 034001 (2006), hep-ph/0603113.
- [111] W.-L. Sang, F. Feng, Y. Jia, and S.-R. Liang, Phys. Rev. D **94**, 111501 (2016), arXiv:1511.06288.

- [112] L. D. Landau, Dokl. Akad. Nauk Ser. Fiz. **60**, 207 (1948).
- [113] C.-N. Yang, Phys. Rev. **77**, 242 (1950).
- [114] W. Kwong, P. B. Mackenzie, R. Rosenfeld, and J. L. Rosner, Phys. Rev. D **37**, 3210 (1988).
- [115] R. Barbieri, M. Caffo, R. Gatto, and E. Remiddi, Nucl. Phys. B **192**, 61 (1981).
- [116] M. L. Mangano and A. Petrelli, Phys. Lett. B **352**, 445 (1995), hep-ph/9503465.
- [117] C. S. Kim, T. Lee, and G.-L. Wang, Phys. Lett. B **606**, 323 (2005), hep-ph/0411075.
- [118] S. N. Gupta, J. M. Johnson, and W. W. Repko, Phys. Rev. D **54**, 2075 (1996), hep-ph/9606349.
- [119] M. Shah, A. Parmar, and P. C. Vinodkumar, Phys. Rev. D **86**, 034015 (2012), arXiv:1203.6184.
- [120] P. Gonzalez, A. Valcarce, H. Garcilazo, and J. Vijande, Phys. Rev. D **68**, 034007 (2003), hep-ph/0307310.
- [121] D.-M. Li, P.-F. Ji, and B. Ma, Eur. Phys. J. C **71**, 1582 (2011), arXiv:1011.1548.
- [122] A. A. El-Hady, M. A. K. Lodhi, and J. P. Vary, Phys. Rev. D **59**, 094001 (1999).