

The Interplay of Competition and Cooperation Among Service Providers

Mohammad Hassan Lotfi*, Xingran Chen[†], Saswati Sarkar *

*Department of Electrical and System Engineering, University of Pennsylvania, Philadelphia, PA, 19104

Emails: lotfm@seas.upenn.edu & swati@seas.upenn.edu

[†] Applied Mathematics and Computational Science, University of Pennsylvania, Philadelphia, PA, 19104

Email: xingranc@sas.upenn.edu

Abstract—We consider the economics of the interaction between Mobile Virtual Network Operators (MVNOs) and Mobile Network Operators (MNOs). We investigate the incentives of an MNO for offering some of her resources to an MVNO instead of using the resources for her own End-Users (EUs). We consider a market with one MNO and one MVNO, and a continuum of undecided EUs. Two cases for EUs are considered: (i) when EUs need to choose either the MNO or the MVNO, and (ii) when EUs have an outside option. In each of these cases, we consider a non-cooperative framework of sequential game and a cooperative framework of bargaining game. We characterize the Subgame Perfect Nash Equilibria (SPNE) and Nash Bargaining Solution (NBS) of the sequential and bargaining games, respectively. We show that in the non-cooperative framework, SPNE assumes two forms: (i) the MNO invests minimally on her infrastructure and the MVNO leases all the newly invested resources and (ii) the MNO invests more on her infrastructure, the MVNO leases only part of these resources to the MVNO, and the MNO uses the rest herself to attract EUs. Thus, in both, the MNO generates revenue indirectly through the MVNO. In addition to that, in (ii), the MNO generates revenue directly from the EUs. We also prove that in the bargaining framework, the MVNO either reserves all the resources or no resources from the MNO, and the MNO's investments are guided by whether EUs have an outside option. If they don't, then the MNO invests as little as possible on her infrastructure. If they do, then the MNO invests more.

I. INTRODUCTION

Traditionally, wireless services have been offered by Service Providers (SPs) that own the infrastructure they are operating on. Nowadays SPs are divided into (i) Mobile Network Operators (MNOs) that own the infrastructure, and (ii) Mobile Virtual Network Operators (MVNOs) that do not own the infrastructure they are operating on, and use the resources of one or more MNOs based on a business contract. MVNOs can distinguish their plans from MNOs by bundling their service with other products, offering different pricing plans for End-Users (EUs), or building a good reputation through a better customer service. In recent years, the number of MVNOs has been rapidly growing. According to [2], between June 2010 and June 2015, the number of MVNOs increased by 70 percent worldwide, reaching 1,017 as of June 2015. Even some MNOs developed their own MVNOs. An example of which is Cricket wireless which is owned by At&t and offers a prepaid

wireless service to EUs. Another example of MVNOs is the Google's Project Fi in which the customer's service is handled using Wifi hotspots wherever/whenever they exist. If no Wifi is available, then the service is handled using the resources of Sprint, T-Mobile or U.S. Cellular networks, whichever has the better service at that particular location/time.

In this work, we consider the economics of the interaction between MVNOs and MNOs. We investigate the incentives of an MNO for offering some of her resources to an MVNO instead of using the resources for her own. Thus, we consider the interplay of competition and cooperation between an MNO and an MVNO. The goal is to investigate that under what parameters the competition between SPs overshadow their cooperation and vice versa. We investigate this interplay between competition and cooperation through cooperative and non-cooperative game frameworks. Note that it is not apriori known how much an MNO is willing to invest on the infrastructure and how much an MVNO is willing to lease. More importantly, it is not apriori clear that under what conditions the MNO prefers to generate her revenue through the MVNO by leasing the resources to her, and therefore letting the MVNO to attract EUs.

Many works have considered the economics of resource/spectrum sharing and the subsequent profit sharing between SPs. Examples are [3]–[13]. In these works, authors model the environment using game theory and seek to provide intuitions for the pricing schemes, the split of EUs/benefits between SPs, and the investment level of different SPs. In this work, however, as mentioned before, we focus on the competition between the MNOs and MVNOs and its interplay with cooperation among them.

We consider a market with one MNO (e.g. AT&T) and one MVNO (e.g. Google's Project Fi). The MNO decides on investing new resources, and the MVNO leases some of these newly invested resources in exchange of a fee. Both MNO and MVNO simultaneously decide on their pricing strategies for EUs, and EUs choose one of the MNO or MVNO to buy the wireless plan from. First, we assume the per resource fee that the MVNO pays to the MNO to be fixed. Then, we discuss about the implications of this fee and frameworks for characterizing it.

To model EUs, we consider the hotelling model, in which

we consider a continuum of undecided EUs that decide which of the SPs they want to buy their wireless plan from. We assume that EUs have different preferences for each SP. These preferences can be because of different services that SPs offer. For example, the MVNO can bundle the wireless service with a free or cheap international call plan (through VoIP) to make her service more favorable for some EUs. Moreover, the preferences can be because of the reluctance of an EU to buy her wireless plan from a particular SP (e.g. an SP with an infamous customer service). We assume that the preferences also depend on the investment level of the SPs. In other words, the higher the investment level of an SP, the lower would be the reluctance of an EU for that SP.

We consider two cases. In the first case, SPs compete to attract EUs modeled using the hotelling model, and the EUs have to choose one the SPs (i.e., there does not exist an outside option). In the second case, we consider the demand of SPs to be generated both through the hotelling model and also a demand function. The effects of the demand function are two-fold. First, the demand function models the attrition in the number of EUs of SPs if the investment or price of both SPs are not desirable for EUs. Thus, in effect, an EU may opt for neither SP if neither offers a price-quality combo that is to his satisfaction, which is equivalent to the existence of an outside option for them. Second, the demand function models an exclusive additional customer base for each of the SPs to draw from depending on her investment and the price she offers. In each of the two cases, concerning an outside option, we consider both non-cooperative and cooperative frameworks of interaction. In the non-cooperative scenario, we consider a sequential game in which the SPs compete over the EUs and decide on the level of cooperation individually and sequentially. In the cooperative scenario, the SPs still compete over the EUs, but they jointly decide their investments and how to share the total proceeds through a bargaining game which determines the shares in accordance with the investment levels and the EU subscription for each.

In this setting, different outcomes may occur. For example, if EUs in the hotelling model have high preferences for the MVNO, e.g. because of a good customer service, then the MNO may prefer to lease some of her resources to the MVNO and receives her share of profit through the MVNO, instead of competing for EUs by lowering her price. On the other hand, if EUs have high preferences for the MNO or she can attract more exclusive EUs by using the resources herself, then no cooperation between the MNO and the MVNO occurs.

We start with the first case in which EUs are modeled using the hotelling model. We formulate the game as a sequential game (Section II), and seek the Sub-game Perfect Nash Equilibrium (SPNE) of the sequential game using backward induction (Section III). We prove that the SPNE outcome of the game exists, is unique, and is of the form of two possible outcomes which we characterize. In one of the outcomes, the MNO invests minimally on her infrastructure and the MVNO leases all the newly invested resources from the MNO. Thus, in this case, the MNO prefers to generate revenue through the

MVNO instead of directly generating revenue from EUs. On the other hand, in the second outcome, MNO invests more on her infrastructure, leases parts of these resources to the MVNO and uses the rest to attract EUs herself. Therefore, in this case, MNO generates parts of her revenue through the MVNO and the rest directly through the EUs. Numerical results in Section III-C reveal that the former outcome occurs when the per resource fee that the MVNO pays to the MNO is smaller than a threshold, and the latter outcome occurs when the per resource fee is higher than the threshold. Thus, the per resource fee is one of the most important parameters that influences the interplay of competition and cooperation between MNOs and MVNOs.

In addition to the aforementioned non-cooperative framework, we consider a bargaining framework to determine the amount of cooperation between SPs and the split of profit between them (Section III-D). We characterize the Nash Bargaining Solution (NBS) of the game, and prove that when EUs do not have an outside option, the bargaining framework yields a collusive outcome in which the MNO invests as little as possible (zero, without external or regulatory forces). In addition, the MVNO either reserves all the resources or no resources from the MNO.

In Section IV, we focus on the second case in which the demand of SPs are generated both through the hotelling model and also a demand function. In the non-cooperative framework, we characterize the SPNE outcome of the game. Results reveal that the general behavior of the SPNE outcome would be similar to that of the previous model, i.e. EUs with no outside option. We also analyze the bargaining framework associated with this case. Results of the bargaining framework in this case are slightly different from the previous case. In this case, the results of the NBS yields a milder version of the aforementioned collusive outcome in which the MNO no longer opt for the lowest investment level. However, the MVNO still either reserves all the resources or no resources from the MNO. We conclude the paper in Section V.

II. MODEL

We now present a system model that we use in Section III. This model is also updated and used in Section IV. First, we model the payoffs and strategies of SPs, then we model the EUs and their decision making process. Finally, at the end of the section, we formulate the interaction between different entities of the game using a non-cooperative sequential game framework.

SPs:

We consider one Mobile Network Operator (MNO) and one Mobile Virtual Network Operator (MVNO) that compete in attracting a pool of undecided EUs. We denote the MNO by SP_L (L represents Leader, since this SP is the leader of the game), and denote the MVNO by SP_F (F represents Follower, since this SP is the follower of this leader/follower game). SP_L owns the infrastructure, invests in her infrastructure to

attract EUs, and can lease parts of the new resources to SP_F in exchange of money.

We denote the fee per resources that SP_F pays to SP_L by s , the fraction of EUs that SP_F and SP_L attract by n_F and n_L , respectively, and the access fees that SP_F and SP_L charge the EUs by p_F and p_L , respectively. The utility of SPs is increasing with the revenue from EUs, which depends on the number of EUs and the access fee. The utility of SP_F (respectively, SP_L) is decreasing (respectively, increasing) with respect to the fee that SP_F pays to SP_L to reserve resources. In addition, the utility of SP_L is decreasing with the cost of investing on the infrastructure. Naturally, we expect the cost of reserving resources and investing in the infrastructure to be strictly convex, i.e. the cost of investment per resources increases with the amount of resources. For simplicity in analysis, we consider these costs to be quadratic¹. More specifically, we consider the fee that SP_F pays to SP_L for resources to be sI_F^2 , where I_F is the number of resources that SP_F reserves from SP_L . We also consider the investment cost that SP_L incurs to be γI_L^2 , where I_L is the number of resources that SP_L adds to her infrastructure, and γ is the marginal cost of investment. Thus, the payoffs of SPs are:

$$\pi_F = n_F(p_F - c) - sI_F^2 \quad (1)$$

$$\pi_L = n_L(p_L - c) + sI_F^2 - \gamma I_L^2 \quad (2)$$

Naturally, we assume that the fee per resources (s) that SP_F pays to SP_L is at least equal to the marginal cost of investment on the infrastructure (γ), i.e. $s \geq \gamma$. Also, note that $I_F \leq I_L$. To have a non-trivial problem, we also assume $I_L > 0$ and $I_F \geq 0$.

The strategies of SP_L and SP_F is to choose the access fee for EUs (p_L and p_F , respectively) and the level of investment (I_L and I_F , respectively). First, we assume that the per resource fee s is pre-determined. In effect, we relax this assumption later when we discuss about the bargaining framework between SP_L and SP_F .

EUs:

The strategy of an EU is to choose one of the SPs to buy wireless plan from. Towards that end, we consider that SPs decide based on their utility which depends on the resources the SPs invest (which is an indicator of the quality they provide), the inherent preferences for SPs², and the also the price they pay. In particular, the utility of an EU with preference x_j for SP_j , $j \in \{L, F\}$ is:

$$u_{x_j} = v^* - t_j x_j - p_j \quad (3)$$

¹The overall intuitions of the model are expected to be the same in the case of considering any convex function of I_F .

²These preferences do not depend on other parameters of the model and strategies. This is why we denote them as *inherent* preferences. As discussed in the introduction, these preferences can be because of different services that SPs offer, e.g. bundling wireless service with a free or cheap international call plan. Moreover, the preferences can be because of the reluctance of an EU to buy her wireless plan from a particular SP, e.g. an SP with an infamous customer service.

where t_j is depends on the relative investment level of the SPs (explained later), and v^* is a common valuation that captures the value of buying a wireless plan for EUs regardless of the SP chosen, the investment level, or the price.

To model the inherent preferences of EUs, we use a hotelling model. We assume that SP_L is located at 0, SP_F is located at 1, and EUs are distributed uniformly along the unit interval $[0, 1]$. The closer an EU to an SP, the more this EU prefers this SP to the other. Specifically, the EU located at $x \in [0, 1]$ incurs a cost of $t_L x$ (respectively, $t_F(1 - x)$) when joining SP_L (respectively, SP_F). Note that the notion of closeness and distance is used to model the preference of EUs, and may not be the same as physical distance.

We now describe how t_j 's depend on the relative investment level of SPs. We consider that the higher the investment level of SP_L (respectively, SP_F) in comparison to the other SP, the lower would be t_L (respectively t_F). Thus:

$$t_L = \frac{I_F}{I_L} \quad (4)$$

$$t_F = 1 - t_L = \frac{I_L - I_F}{I_L} \quad (5)$$

Thus, t_L and t_F capture the impact of quality of service in the decision of EUs.

Note that from (3), even when $I_F = 0$ (i.e. SP_F makes zero investment) and $I_F = I_L$ (i.e. EUs of SP_L do not get any benefit from the investment of SP_L), EUs may still join SP_F and SP_L , respectively. This happens since both SP_F and SP_L usually have access to separate resources that they can use to serve the EUs who join them, above and beyond the strategic investments I_F, I_L they make and acquire for their mutual transactions. For example, SP_L will have additional spectrum and infrastructure beyond what it offers to SP_F (i.e., I_L), and SP_F would also have spectrum and infrastructure it acquires from other MNOs (many MVNOs simultaneously transact with multiple MVNOs). The quality of service that can be obtained from these additional resources is captured in v^* .

We also assume the full market coverage of EUs by SPs. This means that each EU chooses exactly one SP to subscribe to. This assumption is common in hotelling models and is necessary to ensure competition between SPs. An equivalent assumption is to consider the common valuation v^* to be sufficiently large so that the utility of EUs for buying a wireless plan is positive regardless of the choice of SP. Later, in Section IV, we consider the demand of SPs to be generated both through the hotelling model and also a demand function. This, in effect, models an outside option for EUs and relaxes the assumption of full market coverage of EUs by SPs.

Non-Cooperative Sequential Game Formulation:

We model the interaction between SPs and EUs using a four-stage sequential game. Naturally, we assume that SP_L makes the first move and is the leader of the game. The timing and the stages of the game are as follows:

- 1) SP_L decides on the investment on the infrastructure (I_L).

- 2) SP_F decides on the investment, i.e. number of resources to lease from SP_L (I_F such that $I_F \leq I_L$).
- 3) SP_L and SP_F determine the access fees for EUs (respectively, p_L and p_F).
- 4) EUs decide to subscribe to one of the SPs.

We assumed the selection of investments by SPs (I_L and I_F) happens before the selection of prices for EUs (p_L and p_F) since investment decisions are long-term decision. These decisions are expected to be kept constant over longer time horizons in comparison to pricing decisions.

In the sequential game framework, we seek a *Subgame Perfect Nash Equilibrium* using *backward induction*:

Definition 1. Subgame Perfect Nash Equilibrium (SPNE): A strategy is an SPNE if and only if it constitutes a Nash Equilibrium (NE) of every subgame of the game.

III. EUS WITH NO OUTSIDE OPTION

In this section, we consider that EUs are modeled using the hotelling model. First, we characterize the SPNE strategies of the game in Section III-A. Then, we summarize and discuss about the outcome of the game in Section III-B. We provide numerical results in Section III-C. The bargaining framework for this case is presented in Section III-D.

A. SPNE Analysis

We use the backward induction to characterize SPNE strategies. This means that we characterize the equilibrium strategies starting from the last stage of the game and proceeding backward. Thus, we start with Stage 4:

Stage 4: In this subsection, we characterize the division of EUs between SPs in the equilibrium, i.e. n_L and n_F , using the knowledge of the strategies chosen by the SPs in Stages 1, 2, and 3. To do so, we characterize the location of the EU that is indifferent between joining either of the SPs, x_n . Thus, EUs located at $[0, x_n]$ join SP_L , and those located at $(x_n, 1]$ joins the non-neutral SP_F (using the full market coverage assumption).

The EU located at $x_n \in [0, 1]$ is indifferent between connecting to SP_L and SP_F if:

$$\begin{aligned} v^* - t_F(1 - x_n) - p_F &= v^* - t_L x_n - p_L \\ \Rightarrow x_n &= \frac{t_F + p_F - p_L}{t_L + t_F} \end{aligned} \quad (6)$$

Note that $t_F + t_L = 1$. Substituting the value of t_F (5) yields:

$$x_n = \frac{I_L - I_F}{I_L} + p_F - p_L \quad (7)$$

Note that EUs in the interval $[0, x_n]$ joins SP_L and those in the interval $(x_n, 1]$ joins SP_F . Thus, the fraction of EUs with each SP (n_L and n_F) is:

$$\begin{aligned} n_L &= \begin{cases} 0 & \text{if } x_n < 0 \\ \frac{I_L - I_F}{I_L} + p_F - p_L & \text{if } 0 \leq x_n \leq 1 \\ 1 & \text{if } x_n > 1 \end{cases} \\ n_F &= 1 - n_L \end{aligned} \quad (8)$$

Stage 3: In this stage, SP_L and SP_F determine their prices for EUs, p_L and p_F , respectively, to maximize their payoff. We seek Nash equilibrium (NE) strategies. Note that in general there might exist several NE strategies: some of them corner equilibria (an extreme case in which one of the SPs receives zero EUs) and some interior equilibria (in which both SPs receive a positive mass of EUs). We first argue, that there is no corner equilibria. Then, we characterize the unique interior equilibrium.

Theorem 1. There is no corner equilibrium, i.e. there is no equilibrium by which $n_L = 0$ or $n_F = 0$.

Proof is presented in Appendix A.

Now, we look for all NE by which $0 < x_n < 1$ (x_n characterized in the previous stage of the game). In this case, using (1), (2), and (8), the payoffs of SPs would be:

$$\pi_F = \left(\frac{I_F}{I_L} + p_L - p_F\right)(p_F - c) - sI_F^k \quad (9)$$

$$\pi_L = \left(\frac{I_L - I_F}{I_L} + p_F - p_L\right)(p_L - c) + sI_F^k - \gamma I_L^k \quad (10)$$

In the following theorem, we prove that the NE uniquely exists and characterize it:

Theorem 2. The NE strategies of Stage 3 by which $0 < n_L < 1$ and $0 < n_F < 1$ are unique, and are $p_F = c + \frac{I_L + I_F}{3I_L}$ and $p_L = c + \frac{2I_L - I_F}{3I_L}$.

Remark 1. Note that p_L (respectively, p_F) is increasing with respect to I_L (respectively, I_F). Also, p_L (respectively, p_F) is decreasing with respect to I_F (respectively, I_L). Also note that prices depend only on the cost and the relative investment level of the SPs, i.e. $\frac{I_F}{I_L}$.

Proof. In this case, for an interior NE, p_F^* and p_L^* should be determined to satisfy the first order condition, i.e. $\frac{d\pi_F}{dp_F} = 0$ and $\frac{d\pi_L}{dp_L} = 0$. The first order conditions yield:

$$2p_F^* - p_L^* = \frac{I_F}{I_L} + c \quad \& \quad 2p_L^* - p_F^* = \frac{I_L - I_F}{I_L} + c$$

Thus,

$$p_F^* = c + \frac{I_L + I_F}{3I_L} \quad \& \quad p_L^* = c + \frac{2I_L - I_F}{3I_L} \quad (11)$$

Therefore, p_F^* and p_L^* are the unique NE strategies if they yield $0 < x_n < 1$ and no unilateral deviation is profitable for SPs. In Part A, we check the former, and in Part B, we check the latter.

Part A: We first check the condition that with p_L^* and p_F^* , $0 < x_n < 1$. Using (7) and (11):

$$x_n = \frac{I_L - I_F}{I_L} + p_F^* - p_L^* = \frac{2I_L - I_F}{3I_L}$$

which is greater than zero since $I_L \geq I_F$ and $I_L > 0$. x_n is also clearly less than one (note that $I_F \geq 0$). Thus, the condition $0 < x_n < 1$ holds.

Part B: Note that $\frac{d^2\pi_F}{dp_F^2} < 0$ and $\frac{d^2\pi_L}{dp_L^2} < 0$, at all values of p_F and p_L . Thus, a local maxima would be a global maximum, and any solutions to the first order conditions would maximize

the payoff of the SPs when $0 < x_n < 1$, and no unilateral deviation by which $0 < x_n < 1$ would be profitable for SPs.

Now, we discuss that any deviation by SPs such that $n_L = 0$ and $n_L = 1$ (which subsequently yields $n_F = 1$ and $n_F = 0$, respectively) is not profitable. Note that the payoff of SPs, (1) and (2), are continuous as $n_L \downarrow 0$, and $n_L \uparrow 1$ (which subsequently yields $n_F \uparrow 1$ and $n_F \downarrow 0$, respectively). Thus, the payoffs of both SPs when selecting p_L^* and p_F^* (solutions of first order conditions) are greater than or equal to the payoffs when $n_L = 0$ and $n_L = 1$. Thus, any deviation by SPs such that $n_L = 0$ or $n_L = 1$ is not profitable for SPs.

This complete the proof that p_F^* and p_L^* are the unique NE strategies by which both SPs are active, i.e. $0 < x_n < 1$. \square

Stage 2: In this stage of the game, SP_F decides on the investment level, i.e. the number of resources to be leased from SP_L (I_F), with the condition that $I_F \leq I_L$ to maximize π_F . The optimization that would be solved by SP_F is:

$$\max_{I_F \leq I_L} \pi_F = \max_{I_F \leq I_L} \left(\frac{I_L + I_F}{3I_L} \right)^2 - sI_F^2 \quad (12)$$

Note that for the last equality, we used (9) and Theorem 2.

Theorem 3. *The optimum investment level of SP_F is:*

$$I_F^* = \begin{cases} \frac{I_L}{9sI_L^2 - 1} & \text{if } I_L > \sqrt{\frac{2}{9s}} \\ I_L & \text{if } I_L \leq \sqrt{\frac{2}{9s}} \end{cases} \quad (13)$$

Remark 2. *Note that in (13), I_F^* is continuous at $I_L = \sqrt{\frac{2}{9s}}$.*

Remark 3. *If the fee per resources (s) or the investment by SP_L (I_L) is low, then SP_F reserves all the available resources. If not, then SP_F reserves a fraction of available resources ($I_F^* < I_L$). Note that in this case, $\frac{dI_F^*}{dI_L} < 0$. Thus, the higher the number of available resources, the lower would be the number of resources reserved by SP_F . In addition, I_F^* is decreasing with s .*

Proof. Note that in (12), π_F is concave over I_F if $s > \frac{1}{9I_L^2}$, π_F is convex if $s < \frac{1}{9I_L^2}$, and is linear if $s = \frac{1}{9I_L^2}$. We characterize the optimum investment level, i.e. I_F^* under each of these conditions:

$$s > \frac{1}{9I_L^2}:$$

In this case, the payoff of SP_F is concave. Thus, the first order condition yields the possible optimum investment level, \hat{I}_F :

$$\begin{aligned} \frac{d\pi_F}{dI_F} \Big|_{\hat{I}_F} = 0 &\Rightarrow \frac{2(\hat{I}_F + I_L)}{9I_L^2} - 2s\hat{I}_F = 0 \\ &\Rightarrow \hat{I}_F = \frac{I_L}{9sI_L^2 - 1} \end{aligned} \quad (14)$$

Thus, the optimum investment level, I_F^* is:

$$I_F^* = \min\{\hat{I}_F, I_L\} \quad (15)$$

Note that from the assumption of this case $9sI_L^2 > 1$. Thus, $\hat{I}_F > 0$ (using (14)). In addition, from the expression of \hat{I}_F (14):

$$\hat{I}_F < I_L \iff 9sI_L^2 > 2$$

Thus, the optimum investment level for SP_F would be:

$$I_F^* = \begin{cases} \frac{I_L}{9sI_L^2 - 1} & \text{if } I_L > \sqrt{\frac{2}{9s}} \\ I_L & \text{if } I_L \leq \sqrt{\frac{2}{9s}} \end{cases} \quad (16)$$

$$s < \frac{1}{9I_L^2}:$$

In this case, π_F would be convex. Thus, the optimum level of investment would be on the boundaries of the feasible set. Thus, I_F^* would be either 0 or I_L , whichever yields a higher payoff. Note that:

$$\pi_F|_{I_F=0} = \frac{1}{9} \quad \& \quad \pi_F|_{I_F=I_L} = \frac{4}{9} - sI_L^2$$

Thus, $I_F^* = I_L$ if and only if $\frac{4}{9} - sI_L^2 \geq \frac{1}{9}$ (Note that we assumed that if $I_F = 0$ and $I_F = I_L$ yield the same payoff, then SP_F chooses $I_F = I_L$). Thus, $s \leq \frac{1}{3I_L^2}$ yields $I_F^* = I_L$. Note that from the assumption of the case, $s < \frac{1}{9I_L^2} < \frac{1}{3I_L^2}$. Thus, $I_F^* = I_L$.

$$s = \frac{1}{9I_L^2}:$$

In this case, π_F would be an increasing linear function of I_F . Thus, $I_F^* = I_L$.

Putting all the cases together, the result of the theorem follows. \square

Stage 1: In this stage, SP_L decides on the level of investment I_L to maximize her payoff, π_L , where π_L can be characterized using (10) and Theorem 2:

$$\max_{I_L} \pi_L = \max_{I_L} \left(\frac{2I_L - I_F^*}{3I_L} \right)^2 + sI_F^{*2} - \gamma I_L^2 \quad (17)$$

Note that I_F^* is characterized in (13).

Now, we present a tie-breaking assumption by which SP_L decides on the level of investment chosen when there exists multiple optimum solutions to (17). This assumption is motivated by the fact that SPs prefer to offer a better quality of service provided that their payoffs do not suffer by doing so:

Assumption 1. *If there exists multiple investment levels, i.e. I_L , by which (17) is maximized, then in the equilibrium, SP_L chooses the largest investment level.*

In the next theorem, we characterize the candidate optimum answers:

Theorem 4. *The optimum solution to (17) chosen by SP_L is $I_L^* = \max(\hat{\mathbf{I}}_L)$, where $\hat{\mathbf{I}}_L$ is the set of all solutions to the following optimization problem:*

$$\max_{I_L \geq \sqrt{\frac{2}{9s}}} \pi_{L,I_F^*} = \frac{1}{9} \left(2 - \frac{1}{9sI_L^2 - 1} \right)^2 + s \left(\frac{I_L}{9sI_L^2 - 1} \right)^2 - \gamma I_L^2 \quad (18)$$

Remark 4. *Theorem yields that the minimum optimum level of investment by SP_L is $\sqrt{\frac{2}{9s}}$.*

Proof. To find the optimum level of investment, I_L^* , consider two scenarios:

$$I_L \leq \sqrt{\frac{2}{9s}}.$$

In this case, $I_F^* = I_L$ by (13). Thus, the maximization (17) would become:

$$\max_{I_L \leq \sqrt{\frac{2}{9s}}} (s - \gamma) I_L^2$$

Thus:

$$I_L^* = \begin{cases} \sqrt{\frac{2}{9s}} & \text{if } s \geq \gamma \\ 0 & \text{if } s < \gamma \end{cases} \quad (19)$$

Note that Assumption 1 is the reason that for $s = \gamma$, $I_L = \sqrt{\frac{2}{9s}}$ is chosen. Also, recall that to have a non-trivial problem, we assumed $s \geq \gamma$. Thus, if $I_L \leq \sqrt{\frac{2}{9s}}$, then $I_L^* = \sqrt{\frac{2}{9s}}$. Thus, this case can be considered as part of the next part.

$$I_L \geq \sqrt{\frac{2}{9s}}.$$

In this case, $I_F^* = \frac{I_L}{9sI_L^2 - 1}$. Note that I_F^* (13) is continuous at $I_L = \sqrt{\frac{2}{9s}}$ (Remark 2). Thus, as $I_L \rightarrow \sqrt{\frac{2}{9s}}$, $\pi_{L,I_F^*} \rightarrow \pi_L|_{I_L=\sqrt{\frac{2}{9s}}}$. Therefore, this case also includes the optimum answer of the previous case. Thus, the maximization (17) would become:

$$\max_{I_L \geq \sqrt{\frac{2}{9s}}} \pi_{L,I_F^*} = \frac{1}{9} \left(2 - \frac{1}{9sI_L^2 - 1} \right)^2 + s \left(\frac{I_L}{9sI_L^2 - 1} \right)^2 - \gamma I_L^2 \quad (20)$$

Note that using Assumption 1, if there exists multiple solutions to the maximization, the highest one would be chosen by SP_L . Results of the theorem follows. \square

B. The Outcome of the Game

In this section, we characterize the equilibrium outcome of the game using the results of the previous section and discuss about them. From Theorem 4, I_L^* can be either $\sqrt{\frac{2}{9s}}$ or greater than that. In Corollaries 1 and 2, we characterize the equilibrium outcome when $I_L^* > \sqrt{\frac{2}{9s}}$ and $I_L^* \leq \sqrt{\frac{2}{9s}}$, respectively. Note that in each case, there exists a unique outcome and the two cases are mutually exclusive. Thus, the outcome of the game exists and is unique.

$$1) \text{ If } I_L^* > \sqrt{\frac{2}{9s}}:$$

Corollary 1 (Outcome A). *If $I_L^* > \sqrt{\frac{2}{9s}}$, then:*

- **Stage 1:** The optimum level of investment by SP_L is characterized in Theorem 4.
- **Stage 2:** The optimum level of investment by SP_F is: $I_F^* = \frac{I_L^*}{9sI_L^{*2} - 1}$.
- **Stage 3:** Prices for EUs are: $p_F^* = c + \frac{1 + \frac{1}{9sI_L^{*2} - 1}}{3}$ and $p_L^* = c + \frac{2 - \frac{1}{9sI_L^{*2} - 1}}{3}$.
- **Stage 4:** The fraction of EUs with each SP are: $n_F^* = \frac{1 + \frac{1}{9sI_L^{*2} - 1}}{3}$ and $n_L^* = \frac{2 - \frac{1}{9sI_L^{*2} - 1}}{3}$.

Proof. The outcome of Stage 1 directly follows from the results of Stage 1 (Theorem 4). The outcome of Stage 2 directly follows from the results of Stage 2 (Theorem 3) and the assumption of corollary that $I_L^* > \sqrt{\frac{2}{9s}}$. The outcome of Stage 3 follows from (11) and the outcome of Stage 2. The outcome of Stage 4 follows from (8) and the outcomes of Stage 2 and 3. \square

Note that in this case, as discussed, I_F^* is decreasing with respect to I_L^* and s (Remark 3). In addition, when s is fixed, p_F^* and p_L^* are decreasing and increasing with I_L^* , respectively. Also, when I_L is fixed, p_F^* and p_L^* are decreasing and increasing with respect to the per resource fee, s , respectively. Note that s also affects the selection of I_L . Thus, the general relation between prices and s (when I_L is not fixed) is more complicated, and is investigated through numerical analysis in Section III-C. The trends in n_F^* and n_L^* are similar to those of p_F^* and p_L^* , respectively.

In Section III-C, we observe that I_L^* is dependent on s . Thus, the relationship between s and the outcome is more complicated.

$$2) \text{ If } I_L^* \leq \sqrt{\frac{2}{9s}}:$$

Corollary 2 (Outcome B). *If $I_L^* \leq \sqrt{\frac{2}{9s}}$, then:*

- **Stage 1:** $I_L^* = \sqrt{\frac{2}{9s}}$.
- **Stage 2:** $I_F^* = I_L^*$.
- **Stage 3:** $p_F^* = c + \frac{2}{3}$ and $p_L^* = c + \frac{1}{3}$.
- **Stage 4:** $n_F^* = \frac{2}{3}$ and $n_L^* = \frac{1}{3}$.

Proof is similar to the proof of the previous corollary.

In this case, SP_F reserves all available resources, and the investment level of SP_L (which is equal to the number of resources reserved by SP_F) is a decreasing function of the fee per resources, i.e. s . SP_F quotes a higher price for EUs in comparison to SP_L . In spite of the higher price, SP_F would be able to attract more EUs given the better investment level in comparison to SP_L which translates into a better preference for EUs.

Note that as mentioned in Remark 1, the prices of (and subsequently the fraction of EUs with) SPs depend on the relative investment level of SPs. Thus, since in outcome A, the relative investment is fixed, i.e. $\frac{I_F^*}{I_L^*} = 1$, the prices (and subsequently the fraction of EUs) are constant with respect to the investment values and subsequently s . Moreover, note that although SP_F leases all the new resources of SP_L , SP_L is still able to attract $\frac{1}{3}$ of EUs. This is because EUs obtain benefits associated with SPs regardless of their strategies, as mentioned in Model (Section II) in discussion after (5) and (4).

We calculate π_L and π_F using Corollary 2 and (2):

$$\pi_L^* = \frac{1}{3} - \frac{2\gamma}{9s} \quad \& \quad \pi_F^* = \frac{2}{9} \quad (21)$$

Thus, the payoff of SP_L would be higher than the payoff of SP_F , i.e. $\pi_L^* > \pi_F^*$, if and only if $s > 2\gamma$. In this case, although in comparison to SP_F , SP_L offers her service to EUs with lower price and attracts a lower number of EUs, she can still

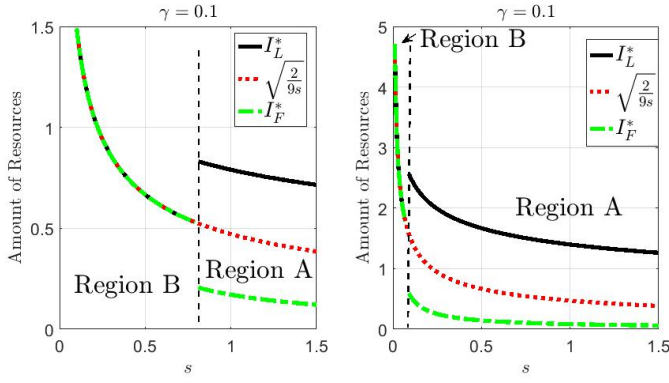


Fig. 1: Investment decisions of SPs vs. per resource fee, s . Note that in Region B, $I_F^* = I_L^* = \sqrt{\frac{2}{9s}}$.

obtain a higher payoff through the per resource fee that she collects from SP_F . Thus, SP_L leases the resources to SP_F and instead generates revenue through the fee she charges to SP_F .

C. Numerical Results and Discussions

In this section, we use numerical simulations (i) to determine whether and under what conditions the outcomes in Corollaries 1 (Outcome A) and 2 (Outcome B) would emerge, and (ii) to provide insights for results under different parameters of the model. For all results, we consider $c = 1$.³

In Figure 1, we plot the optimum level of investment of SP_L (I_L^*), the number of resources that SP_F reserves (I_F^*), and the minimum optimum level of investment by SP_L ($\sqrt{\frac{2}{9s}}$), when $\gamma = 0.1$ (left) and $\gamma = 0.01$ (right) (recall that, in (2), γ is the marginal cost of investment.). The discontinuities are because of the transition of the outcome of the game from the Outcome B to Outcome A. Thus, when s is smaller than a threshold, SP_L invests minimally ($I_L^* = \sqrt{\frac{2}{9s}}$), and SP_F leases all the new resources of SP_L . On the other hand, after that threshold, SP_L invests more than the minimum, and SP_F leases only a portion of the new resources invested by SP_L . The amount that SP_F leases in this region is smaller than the amount she leases in the region of Outcome B. Results also reveal that I_L^* is strictly decreasing in each outcome with s . Thus, the higher the fee per resources that SP_F pays to SP_L , the lower would be the number of resources that SP_F reserves (as revealed by results in Theorem 3), and the lower would be (in each region) the investment of SP_L . Also, when the marginal cost of investment is small ($\gamma = 0.01$), SP_L investment is more than the case that $\gamma = 0.1$. Thus, as expected, the higher the investment cost, the lower would be the investment.

In Figure 2, we plot the pricing decisions of SPs for EUs, i.e. p_L^* and p_F^* , for $\gamma = 0.1$ (left) and $\gamma = 0.01$ (right). Similar to Figure 1, the discontinuities in the figures are because of the transition of the outcome of the game from Outcome B to

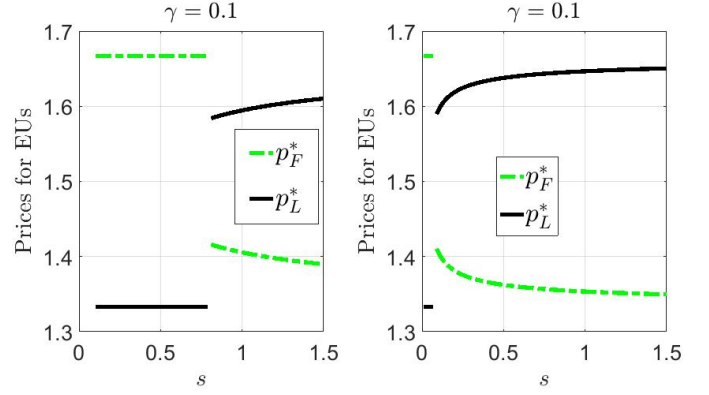


Fig. 2: Pricing decisions of SPs for EUs versus s

A. Note that results in Corollary 2 revealed that in Outcome B (when s is sufficiently small), p_F^* and p_L^* are constant (given that c is a constant) independent of γ and s and $p_F^* > p_L^*$. On the other hand, in Region A, SP_L would be able to charge a higher price than SP_F (Figure 2-right). This is due to the fact that in Region A, SP_L leases only a portion of the new resources to SP_F (Figure 1) and uses the rest for her own EUs. Furthermore, in this region, p_F^* is decreasing and p_L^* is increasing with respect to s . Note that the number of resources for both SP_L and SP_F is decreasing with s . However, this decreasing behavior affect the price that SPs charge to EUs differently: makes SP_F to decrease her price and enables SP_L to increase her price.

Note that by Corollaries 1 and 2, the dependency of n_L^* and n_F^* to parameters of the model is similar to the dependency of p_L^* and p_F^* . The only difference is the exclusion of c from the expressions.

D. The Bargaining Framework

In this section, we complement the previous non-cooperative framework by considering a hybrid of cooperative and non-cooperative scenarios. In this case, the MVNO and the MNO jointly decide on the investments (I_L , I_F), but individually decide on the prices for EUs. They split the profit (by selecting the per resource fee s) based on the number of EUs and profit each acquire.

In particular, for the cooperative part, we formulate a bargaining framework, and use the *Nash Bargaining Solution* (NBS) to characterize I_F , I_L , and s :

Definition 2. Nash Bargaining Solution (NBS): is the unique solution (in our case the tuple of the payoffs of SP_L and SP_F) that satisfies the four “reasonable” axioms (Invariant to affine transformations, Pareto optimality, Independence of irrelevant alternatives, and Symmetry) characterized in [14].

Note that after characterizing the NBS, the access fee for EUs (p_L and p_F) and the split of EUs between SPs can be determined from Theorem 2 and equation (8).

³Note that the choice of c barely affects the results. It may only shift some of the results (e.g. the price charged to EUs) by only a constant.

In this cooperative framework, a collusive outcome may occur in which both SPs jointly decrease the amount of investment while maintaining a specific relative difference, i.e. maintaining the differentiation between them that yields the best outcome while minimizing the investment. The reason is that EUs decide based on the ratio of the investment by SPs and not the absolute values, i.e. EUs decide relatively. Thus, a regulatory intervention may be desirable. Therefore, for the rest of this section, we consider a regulator that enforces a minimum investment level of $I_{L,min}$ on SP_L , i.e. $I_L \geq I_{min,L}$.

Let $0 \leq w \leq 1$ be the relative bargaining power of the SP_F over SP_L : the higher w , more powerful is the bargaining power of SP_F . In addition, π_L and π_F denote the payoff of the CP and SP respectively, and d_L and d_F denote the payoff each decision maker receives in case of disagreement, i.e. *disagreement payoff*. In order to characterize the disagreement payoffs, we assume that in case of disagreement, the SPs will play the sequential game whose outcome characterized previously in Section III-B. Note that the value of the disagreement payoff for the SPs can have an effect similar to the bargaining power (w for SP_F and $1 - w$ for the SP_L).

Using standard game theoretic results in [14], the pair of π_L^* and π_F^* can be identified as the Nash bargaining solution of the problem if and only if it solves the following optimization problem:

$$\begin{aligned} \max_{\pi_L, \pi_F} & (\pi_F - d_F)^w (\pi_L - d_L)^{1-w} \\ \text{s.t.} & \\ & (\pi_L, \pi_F) \in U \\ & (\pi_L, \pi_F) \geq (d_L, d_F) \end{aligned} \quad (22)$$

where U is the set of feasible payoff pairs, and π_F and π_L are of the form of (1) and (2).

Since SPs bargain over s , I_L , and I_F , the maximization (22), should be over s , $I_L > I_{min,L}$, and $I_F \leq I_L$. Thus the maximization is,

$$\begin{aligned} \max_{s, I_L, I_F} & (\pi_F - d_F)^w (\pi_L - d_L)^{1-w} \\ \text{s.t.} & \\ & 0 \leq I_F \leq I_L \\ & I_L \geq I_{min,L} \\ & \pi_L \geq d_L \\ & \pi_F \geq d_F \end{aligned} \quad (23)$$

We define s^* , I_L^* , and I_F^* to be the optimum solution of (23). Note that these parameters combined with results in Theorem 2 and Equation (8) characterize the optimum division of profit (π_L^* and π_F^*) and thus the NBS.

In addition, we define the *aggregate excess profit* to be the additional profit yielded from the cooperation in the bargaining framework:

Definition 3. Aggregate Excess Profit (u_{excess}): The aggregate excess profit is defined as follows:

$$\begin{aligned} u_{excess} &= \pi_L - d_L + \pi_F - d_F \\ &= n_L(p_L - c) - \gamma I_L^2 - d_L + n_F(p_F - c) - d_F \end{aligned} \quad (24)$$

Note that u_{excess} is independent of s and is only a function of I_L and I_F (since n_L , n_F , p_L , and p_F are functions of I_L and I_F). We define $u_{excess}^* = u_{excess}|_{I_L=I_L^* \text{ \& } I_F=I_F^*}$. Note that the bargaining would only occur if $u_{excess}^* > 0$, i.e. the framework creates additional joint profit that can be divided between the SPs. Thus, henceforth, we characterize the NBS for the case that $u_{excess}^* > 0$. We use u_{excess} in the following theorem in which we characterize the NBS:

Theorem 5. If $u_{excess}^* > 0$, the optimum solution of the optimization (23) is (I_F^*, I_L^*, s^*) in which $I_L^* = I_{min,L} > 0$, $I_F^* = I_{min,L}$ or $I_F^* = 0$, and s^* is:

$$s^* = \frac{1}{I_F^{*2}} \left(n_F^*(p_F^* - c) - d_F - w u_{excess}^* \right) \quad (25)$$

where $n_F^* = n_F|_{I_L=I_L^*, I_F=I_F^*}$, $p_F^* = p_F|_{I_L=I_L^*, I_F=I_F^*}$.

Remark 5. The theorem characterizes s^* , I_L^* , and I_F^* which directly lead to the NBS (using results of Theorem 2, and Equations 8, (1) and (2)), i.e. (π_L^*, π_F^*) . To find the NBS before splitting the profit, SPs cooperatively maximize the aggregate excess profit, u_{excess} by solving the maximization problem ($\max_{I_F, I_L} u_{excess}$). Note that solution of this optimization is a collusive outcome in which both SPs decreases the amount of investment while maintaining a specific relative difference. Subsequently, they decide the split of the additional profit, i.e. the payment paid to SP_L by SP_F ($s^* I_F^{*2}$), based on (25) which depends on the bargaining power each has (w and $1 - w$).

Proof. Note that d_{CP} and d_{SP} are independent of I_L , I_F , and s . In addition, u_{excess} is independent of s , and is only a function of I_L and I_F . Thus, for a given s , it can be shown that (please refer to equation (2) of [15] for the proof), the optimum value of s is such that:

$$\frac{\pi_F - d_F}{w} = \frac{\pi_L - d_L}{1 - w}$$

if the solution for s satisfies other constraints. Thus, by plugging the expressions of π_F and π_L , (1) and (2), in (26), and solving for s yields the candidate optimum s :

$$\begin{aligned} s^* &= \frac{1}{I_F^{*2}} \left((1 - w) (n_F(p_F - c) - d_F) - w (n_L(p_L - c) - \gamma I_L^2 - d_L) \right) \\ &= \frac{1}{I_F^{*2}} (n_F(p_F - c) - d_F - w u_{excess}) \end{aligned} \quad (26)$$

Substituting (26) in the objective function of (23) and using (1) and (2) yield the new objective function:

$$w^w (1 - w)^{1-w} u_{excess}$$

Substituting (26), (1), and (2) in the constraint $\pi_L \geq d_L$ (similar to the previous step), yields the new constraint

$(1-w)u_{excess} \geq 0$. Similar substitutions for $\pi_F \geq d_F$ yields $wu_{excess} \geq 0$. Thus, the optimization can be written as,

$$\begin{aligned} & \max_{I_F, I_L} u_{excess} \\ & \text{s.t.} \\ & I_L > I_{min,L} \\ & 0 \leq I_F \leq I_L \\ & u_{excess} \geq 0 \end{aligned} \quad (27)$$

Now, we rewrite the expression of u_{excess} by using the definition of u_{excess} (24), the expressions for p_L and p_F in Theorem 2, and the expressions for n_L and n_F (8). First, by plugging the expressions of p_L and p_F from Theorem 2 in (8), we can find n_L and n_F :

$$n_L = \frac{2I_L - I_F}{3I_L} \quad \& \quad n_F = \frac{I_L + I_F}{3I_L}$$

Note that since $I_L \geq I_F$, $n_L > 0$. In addition, $I_F > 0$ yields $n_L < 1$. Now, plugging these expressions and the expressions of p_L and p_F from Theorem 2 in (24), we have:

$$u_{excess} = \left(\frac{2I_L - I_F}{3I_L} \right)^2 - \gamma I_L^2 - d_L + \left(\frac{I_L + I_F}{3I_L} \right)^2 - d_F \quad (28)$$

Consider $t = \frac{I_F}{I_L}$, then:

$$u_{excess} = \left(\frac{2-t}{3} \right)^2 - \gamma I_L^2 - d_L + \left(\frac{1+t}{3} \right)^2 - d_F \quad (29)$$

First, we argue that $I_L^* = I_{min,L}$. Suppose not. Then $I_L^* > I_{min,L}$. Consider I_F^* to be the optimum solution of I_F in this case. Take, $\hat{I}_L = I_{min,L}^*$ and $\hat{I}_F = I_F^* \frac{I_{min,L}}{I_L^*}$. Note that $t = \frac{I_F^*}{I_L^*} = \frac{\hat{I}_F}{\hat{I}_L}$. Thus, using (29), since t is constant and I_L is lower than before, u_{excess} would be higher with \hat{I}_F and $I_{min,L}$ than with I_F^* and I_L^* . This contradicts with I_L^* and I_F^* being optimum solutions. Thus, $I_L^* = I_{min,L}$.

Now that we determined I_L^* , it is left to determine t . Note that the feasible set of t is $0 \leq t \leq 1$. From (29), note that $\frac{d^2 u_{excess}}{dt^2} > 0$. Thus, u_{excess} is convex, and the solution of the maximization of $\max_{0 \leq t \leq 1} u_{excess}$ lie in the boundaries, i.e. $t^* = 0$ or $t^* = 1$. Plugging these values of t in (29) yields the same payoff. Thus, $I_F^* = 0$ or $I_F^* = I_{min,L}$.

These solution are the NBS only if they yield $u_{excess}^* > 0$. If not, bargaining would not occur. This completes the proof. \square

Remark 6. The price per sponsored resources (25) is a decreasing function of w , i.e. the bargaining power of SP_F : the higher the bargaining power of SP_F the lower the payment paid to SP_L .⁴

⁴Note that the framework allows for positive or negative payments. However, results reveal that for all the numerically tested parameters, this payment is positive.

IV. EUS WITH OUTSIDE OPTION

In the previous section, we considered a hotelling model with full market coverage, i.e. when EUs should choose one of the two SPs. Thus, there is no outside option in the hotelling model. In this section, we consider the demand of SPs to be generated both through the hotelling model and also a demand function. The demand function captures two scenarios. It models (i) attrition in the number of EUs when the investment or price of both SPs are not desirable enough, i.e. the effect of an outside option for EUs of hotelling model, and (ii) an exclusive additional customer base for each of the SPs to draw from depending on the investments and prices they offer.

In Section IV-A, we present the new model. In Section IV-B, we characterize the SPNE strategies. We summarize the SPNE outcome in section IV-C. In Section IV-D, we investigate the bargaining framework for this case. Finally, we provide numerical results in Section IV-E.

A. Model

To model the outside option, we consider a demand function for each SP to be added to the demand from the hotelling model. Thus,

Definition 4. The fraction of EUs with each SP is

$$\begin{aligned} \tilde{n}_L &= n_L + \varphi_L(p_L, I_L), \\ \tilde{n}_F &= n_F + \varphi_F(p_F, I_F), \end{aligned} \quad (30)$$

where

$$\varphi_L(p_L, I_L) = k - p_L + b(I_L - I_F),^5 \quad \varphi_F(p_F, I_F) = k - p_F + bI_F \quad (31)$$

and k and b are constants.

Note that $\varphi_L(.,.)$ and $\varphi_F(.,.)$ can be positive or negative. A positive value denotes attracting EUs other than those considered in the hotelling model, and presumably from an exclusive additional customer base, and a negative value denotes losing some of the EUs considered in the hotelling model to an outside option, i.e. attrition in the number of EUs. Now, we proceed to characterize the SPNE using backward induction.

B. SPNE Analysis

We characterize the SPNE using backward induction starting from Stage 3:

Stage 3: In this stage, SP_L and SP_F maximize their utilities by determining their access prices for EUs, p_L and p_F , respectively. We mainly focus on interior Nash equilibria, i.e. $0 < n_F < 1$ and $0 < n_L < 1$. Using Definition 4, (4), (5), and (8) the payoffs of SPs are:

$$\begin{aligned} \pi_F &= (t_L + k + p_L - 2p_F + bI_F)(p_F - c) - sI_F^2 \\ \pi_L &= (t_F + k + p_F - 2p_L + bI_L - bI_F)(p_L - c) + sI_F^2 - \gamma I_L^2 \end{aligned} \quad (32)$$

In the following theorem, we characterize the unique interior NE:

⁵Note that the coefficient of p_L is normalized to one.

Theorem 6. For given I_F and I_L , the interior Nash strategies of stage 3 are unique, and are:

$$\begin{aligned} p_L^* &= \frac{1}{15} + \frac{2c}{3} + \frac{k}{3} + \frac{t_F}{5} - \frac{b}{5}I_F + \frac{4b}{15}I_L, \\ p_F^* &= \frac{1}{15} + \frac{2c}{3} + \frac{k}{3} + \frac{t_L}{5} + \frac{b}{15}I_L + \frac{b}{5}I_F. \end{aligned} \quad (33)$$

if and only if I_L satisfies:

$$I_L < \frac{4}{b}, \quad (34)$$

If $I_L = \frac{4}{b}$, then p_L^* and p_F^* may constitute corner or interior equilibrium strategies.

Proof. In this case, every NE by which $0 \leq x_n \leq 1$, should satisfy the first order condition. Thus p_L^* and p_F^* should be such that:

$$\frac{d\pi_L}{dp_L}|_{p_L^*} = 0, \quad \frac{d\pi_F}{dp_F}|_{p_F^*} = 0,$$

then

$$\begin{aligned} 4p_L^* - p_F^* &= t_F + k + bI_L - bI_F + 2c \\ 4p_F^* - p_L^* &= t_L + k + bI_F + 2c. \end{aligned} \quad (35)$$

Add the two equations on both sides, note $t_L + t_F = 1$, we have:

$$p_L^* + p_F^* = \frac{1}{3} + \frac{2k}{3} + \frac{4c}{3} + \frac{bI_L}{3} \quad (36)$$

Substitute (36) into (35), then:

$$\begin{aligned} p_L^* &= \frac{1}{15} + \frac{2c}{3} + \frac{k}{3} + \frac{t_F}{5} - \frac{b}{5}I_F + \frac{4b}{15}I_L, \\ p_F^* &= \frac{1}{15} + \frac{2c}{3} + \frac{k}{3} + \frac{t_L}{5} + \frac{b}{15}I_L + \frac{b}{5}I_F. \end{aligned}$$

Take the second derivative of π_L with respect to p_L ,

$$\frac{d^2\pi_L}{d(p_L^*)^2} = \frac{d^2\pi_F}{d(p_F^*)^2} = -4 < 0$$

then p_L^* and p_F^* are the unique maximal solutions of π_L and π_F , respectively.

Thus, p_F^* and p_L^* are the unique interior NE strategies if and only if $0 < x_0 < 1$. Substitute (33), (4), and (5) into (7) yields:

$$x_0 = \frac{4}{5} - \frac{b}{5}I_L + \left(\frac{2b}{5} - \frac{3}{5}I_L\right)I_F \triangleq \Psi(I_F) \quad (37)$$

Once I_L is fixed, $\Psi(I_F)$ would be a linear function of I_F . Thus, $0 < \Psi(I_F) < 1$ for any values of I_F such that $0 \leq I_F \leq I_L$, if and only if $0 < \Psi(0) < 1$ and $0 < \Psi(I_L) < 1$. Note that $\Psi(I_L) = \frac{1}{5} + \frac{b}{5}I_L \in (0, 1)$ when $0 < I_L < \frac{4}{b}$, and $\Psi(0) = \frac{4}{5} - \frac{b}{5}I_L \in (0, 1)$ when $0 < I_L < \frac{4}{b}$. Note that if $I_L = \frac{4}{b}$, then x_0 can close any value in $[0, 1]$. Thus, p_L^* and p_F^* may constitute corner or interior equilibria. This completes the proof of the theorem. \square

To simplify the subsequent expressions, we define $f(I_L)$ and $g(I_L)$ as follows:

Definition 5. $g(I_L) = \frac{b}{15}I_L + \frac{1}{15} - \frac{c}{3} + \frac{k}{3}$, $f(I_L) = \frac{1}{5}I_L + \frac{b}{5} > 0$

Stage 2: In this stage, SP_F decides on the investment level, with the condition that $0 \leq I_F \leq I_L$, to maximize π_F . Substituting (33) into (32), we have the following optimization problem:

Lemma 1.

$$\begin{aligned} \max_{I_F} \quad & \pi_F = (2f^2(I_L) - s)I_F^2 + 4f(I_L)g(I_L)I_F + 2g^2(I_L) \\ \text{s.t.} \quad & 0 \leq I_F \leq I_L \\ & \pi_F \geq 0 \end{aligned} \quad (38)$$

Proof. From (32), we have $\pi_F = (t_L + k + p_L - 2p_F + bI_F)(p_F - c) - sI_F^2$. Note $t_L = I_F/I_L$ and $t_F = 1 - t_L$

(i) First, we substitute the values in $(t_L + k + p_L - 2p_F + bI_F)$:

$$\begin{aligned} t_L + k + p_L - 2p_F + bI_F &= \\ t_L + k - \frac{1}{15} - \frac{2c}{3} - \frac{k}{3} + \frac{t_F}{5} - \frac{2t_L}{5} + \frac{2b}{15}I_L - \frac{3b}{5}I_F + bI_F &= \\ \frac{3t_L}{5} + \frac{t_F}{5} + \frac{2k}{3} - \frac{1}{15} - \frac{2c}{3} + \frac{2b}{15}I_L + \frac{2b}{5}I_F &= \\ \frac{2I_F}{5I_L} + \frac{2}{15} + \frac{2k}{3} - \frac{2c}{3} + \frac{2b}{15}I_L + \frac{2b}{5}I_F &= 2g(I_L) + 2f(I_L)I_F. \end{aligned} \quad (39)$$

(ii) Then, we compute $p_F - c$,

$$p_F - c = \frac{1}{15} - \frac{c}{3} + \frac{k}{3} + \frac{I_F}{5I_L} + \frac{b}{15}I_L + \frac{b}{5}I_F = g(I_L) + f(I_L)I_F \quad (40)$$

(iii) From (i) and (ii), we have $\pi_F(p_F; p_L, s, I_L, I_F) = 2(g(I_L) + f(I_L)I_F)^2 - sI_F^2 = (2f^2(I_L) - s)I_F^2 + 4f(I_L)g(I_L)I_F + 2g^2(I_L)$.

This completes the proof. \square

Theorem 7. For any given s , I_L , let I_F^0 to be the solution to the first order condition on π_F :

$$I_F^0 = \frac{-2f(I_L)g(I_L)}{2f^2(I_L) - s} \quad (41)$$

Then, the unique optimal investment level of SP_F , I_F^* , is:

$$\begin{aligned} I_F^* &= I_F^0 \text{ if } (s, I_L) \in \{s > 2f^2(I_L) + 2f(I_L)g(I_L)/I_L, g(I_L) \geq 0\} \\ I_F^* &= I_L \text{ if } (s, I_L) \in \{2f^2(I_L) \leq s \leq 2f^2(I_L) + 2f(I_L)g(I_L)/I_L, \\ &g(I_L) \geq 0\} \cup \{2f^2(I_L) + 4f(I_L)g(I_L)/I_L \geq s, 2f^2(I_L) > s\} \end{aligned} \quad (42)$$

, if $\pi_F(I_F^*; I_L) \geq 0$. If $\pi_F(I_F^*; I_L) < 0$, then no cooperation occurs between the MNO and the MVNO.

Proof. We consider different cases. First, we consider the case that $2f^2(I_L) - s = 0$ (Step (i)). Then, we consider the case that $2f^2(I_L) - s \neq 0$ and π_F is a quadratic function of I_F (Step (ii)). In Step (iii), we prove that $I_F^* \neq 0$. Combining the steps yields the result of the theorem.

Step (i): If $2f^2(I_L) - s = 0$, π_F is linear function of I_F , i.e.,

$$\pi_F = 4f(I_L)g(I_L)I_F + 2g^2(I_L)$$

Thus,

$$\begin{cases} I_F^* = 0 & \text{if } g(I_L) < 0 \\ I_F^* = I_L & \text{if } g(I_L) \geq 0 \end{cases}$$

Step (ii): Now, consider the case that $2f^2(I_L) - s \neq 0$ and π_F is a quadratic function of I_F . We characterize the optimum

answer in two cases: (a) if $2f^2(I_L) - s > 0$, and (b) if $2f^2(I_L) - s < 0$, $\pi_F(I_F; I_L)$.

For the case that π_F is a quadratic function, we use the solution to the first order condition (I_F^0):

$$\frac{d\pi_F}{dI_F}|_{I_F^0} = 0 \Rightarrow I_F^0 = \frac{-2f(I_L)g(I_L)}{2f^2(I_L) - s}$$

Note that the symmetric axis of the quadratic function is $y = I_F^0$. This is the vertical line that divide the quadratic function into two identical halves.

Case (ii-a): If $2f^2(I_L) - s > 0$, then π_F is convex function. Thus, the maximal value must be obtained at the boundaries, i.e., 0 or I_L . To find the maximum value, we compare the symmetric axis $y = I_F^0$ with the midpoint of the two boundary points⁶. The midpoint of boundary points is $I_L/2$. Hence,

$$\begin{cases} I_F^0 - \frac{I_L}{2} \leq 0 & \text{if } 2I_L f^2(I_L) + 4f(I_L)g(I_L) - I_L s \geq 0 \\ I_F^0 - \frac{I_L}{2} > 0 & \text{if } 2I_L f^2(I_L) + 4f(I_L)g(I_L) - I_L s < 0 \end{cases},$$

thus

$$\begin{cases} I_F^* = I_L & \text{if } 2I_L f^2(I_L) + 4f(I_L)g(I_L) - I_L s \geq 0 \\ I_F^* = 0 & \text{if } 2I_L f^2(I_L) + 4f(I_L)g(I_L) - I_L s < 0 \end{cases}.$$

Case (ii-b): If $2f^2(I_L) - s < 0$, then π_F is a concave function. Thus, the maximal value is either at 0, I_L or I_F^0 . Now we compare the symmetric axis $y = I_F^0$ with the boundary points to find the maximum value:

$$\begin{cases} I_F^0 - 0 < 0 & \text{if } g(I_L) < 0 \\ 0 \leq I_F^0 < I_L & \text{if } 2I_L f^2(I_L) + 2f(I_L)g(I_L) - I_L s < 0, \quad g(I_L) \geq 0, \\ I_F^0 \geq I_L & \text{if } 2I_L f^2(I_L) + 2f(I_L)g(I_L) - I_L s \geq 0, \quad g(I_L) \geq 0 \end{cases}$$

Thus,

$$\begin{cases} I_F^* = 0 & \text{if } g(I_L) < 0 \\ I_F^* = I_F^0 & \text{if } 2I_L f^2(I_L) + 2f(I_L)g(I_L) - I_L s < 0, \quad g(I_L) \geq 0 \\ I_F^* = I_L & \text{if } 2I_L f^2(I_L) + 2f(I_L)g(I_L) - I_L s \geq 0, \quad g(I_L) \geq 0 \end{cases}.$$

Step (iii): We now prove $I_F^* \neq 0$. From Case (ii-a), if $I_F^* = 0$, then $2I_L f^2(I_L) + 4f(I_L)g(I_L) - I_L s < 0$, i.e., $s > 2f^2(I_L) + 4f(I_L)g(I_L)/I_L$, which implies $g(I_L) < 0$ since $2f^2(I_L) - s > 0$. Thus from Step (i), and Cases (ii-a) and (ii-b), if $I_F^* = 0$, then $g(I_L) < 0$.

Since $t_L^* = 0$ and $t_F^* = 1$, when $I_F^* = 0$, then $p_F^* - c = \frac{1}{15} - \frac{c}{3} + \frac{k}{3} + \frac{b}{5}I_F = g(I_L) < 0$. For an equilibrium solution $p_F^*, p_F^* \geq c$, otherwise $\pi_L^* = n_F^*(p_F^* - c) - s(I_F^*)^2 < 0$. Hence $I_F^* = 0$ can not be an equilibrium solution for SP_F.

Combining Steps (i), (ii), and (iii), yields:

$$\begin{aligned} I_F^* &= I_F^0 \text{ if } (s, I_L) \in \{s > 2f^2(I_L) + 2f(I_L)g(I_L)/I_L, g(I_L) \geq 0\} \\ I_F^* &= I_L \text{ if } (s, I_L) \in \{2f^2(I_L) \leq s \leq 2f^2(I_L) + 2f(I_L)g(I_L)/I_L, \\ &g(I_L) \geq 0\} \cup \{2f^2(I_L) + 4f(I_L)g(I_L)/I_L \geq s, 2f^2(I_L) > s\} \end{aligned} \quad (43)$$

Intuitively, I_F^* is the optimum solution if it yields $\pi_F \geq 0$. If not, i.e. $\pi_F < 0$, then no cooperation occurs between the MNO and the MVNO. The theorem follows. \square

⁶Note that the function is symmetric around the symmetric axis. Thus, if the midpoint is at the right (respectively, left) of the symmetric axis, then the right (respectively, left) boundary yields the highest value.

Stage 1: In this stage, MNO decides on the level of investment I_L to maximize his payoff π_L :

Theorem 8. The optimum investment level of the MNO is the solution to the following optimization problem:

$$\begin{aligned} \max_{I_L} \quad & \pi_L(I_L; I_F^*) = 2\left(\frac{b}{5}I_L + \frac{1}{5} + g(I_L) - f(I_L)I_F^*\right)^2 + s(I_F^*)^2 - \gamma I_L^2 \\ \text{s.t.} \quad & 0 < I_L \leq \frac{4}{b} \\ & \pi_L(I_L) \geq 0 \end{aligned} \quad (44)$$

Proof. From (32), we have $\pi_L = (t_F + k + p_F - 2p_L + bI_L - bI_F)(p_L - c) + sI_F^2 - \gamma I_L^2$.

(i) First, we substitute the values in $t_F + k + p_F - 2p_L + bI_L - bI_F$. We use the expressions for t_L and t_F , i.e. $t_L = I_F/I_L$ and $t_F = 1 - t_L$:

$$\begin{aligned} t_F + k + p_F - 2p_L + bI_L - bI_F &= t_F + k - \frac{1}{15} - \frac{2c}{3} \\ &\quad - \frac{k}{3} + \frac{t_L}{5} - \frac{2t_F}{5} - \frac{7b}{15}I_L + \frac{3b}{5}I_F + bI_L - bI_F \\ &= \frac{3t_F}{5} + \frac{2k}{3} - \frac{1}{15} - \frac{2c}{3} + \frac{t_L}{5} + \frac{8b}{15}I_L - \frac{2b}{5}I_F \\ &= \frac{2t_F}{5} + \frac{2k}{3} + \frac{2}{15} - \frac{2c}{3} + \frac{8b}{15}I_L - \frac{2b}{5}I_F \\ &= 2g(I_L) + \frac{2}{5} - \frac{2I_F}{5I_L} - \frac{2b}{5}I_F + \frac{2b}{5}I_L \\ &= 2\left(\frac{b}{5}I_L + \frac{1}{5} + g(I_L) - f(I_L)I_F\right). \end{aligned}$$

(ii) Then, we compute $p_L - c$:

$$\begin{aligned} p_L - c &= \frac{1}{15} - \frac{c}{3} + \frac{k}{3} + \frac{1}{5} - \frac{I_F}{5I_L} - \frac{b}{5}I_F + \frac{4b}{15}I_L \\ &= \frac{b}{5}I_L + \frac{1}{5} + g(I_L) - f(I_L)I_F. \end{aligned}$$

(iii) From (i) and (ii), we have $\pi_L = 2\left(\frac{b}{5}I_L + \frac{1}{5} + g(I_L) - f(I_L)I_F^*\right)^2 + s(I_F^*)^2 - \gamma I_L^2$. The theorem follows. \square

Later, in Section IV-E, we find the solution to the optimization in Theorem 8, using numerical analysis.

C. The SPNE Outcome

We characterize the equilibrium outcome of the game using the results of previous analysis.

Corollary 3. The equilibrium outcome of the game is

- Stage 1: I_L^* is characterized by solving the optimization in Theorem 8.
- Stage 2: I_F^* is characterized in Theorem 7.
- Stage 3: $p_L^* = \frac{1}{15} + \frac{2c}{3} + \frac{k}{3} + \frac{I_L^* - I_F^*}{5I_L^*} - \frac{b}{5}I_F^* + \frac{4b}{15}I_L^*$, $p_F^* = \frac{1}{15} + \frac{2c}{3} + \frac{k}{3} + \frac{I_F^*}{5I_L^*} + \frac{b}{15}I_L^* + \frac{b}{5}I_F^*$.
- Stage 4: $\tilde{n}_L^* = \frac{I_L^* - I_F^*}{I_L^*} + p_F^* - 2p_L^* + k + bI_L^* - bI_F^*$, $\tilde{n}_F^* = \frac{I_F^*}{I_L^*} + p_L^* - 2p_F^* + k + bI_F^*$.

Proof. Stage 1 and 2 are immediate from Theorems 7 and 8. The results of Stage 3 is found by substituting the results of Theorem 7 in the expressions for p_F^* and p_L^* in Theorem 6.

The result of Stage 4, is found by substituting the results of previous stages in (30). \square

D. Bargaining Framework

In Section III-D, we investigated the bargaining framework for the hotelling model. In Theorem 5, we characterized the NBS of the problem. Since we do not used the explicit expressions of the parameters, we can use the results of this theorem. Thus, to find the NBS, we should solve the following optimization problem:

$$\begin{aligned} \max_{I_F, I_L} \quad & u_{excess} \\ \text{s.t.} \quad & 0 < I_L \leq \frac{4}{b} \\ & 0 \leq I_F \leq I_L \\ & u_{excess} > 0 \end{aligned}$$

, where the first inequality is from Theorem 6 and is essential for having an interior NE strategy.

First, we find the expression for u_{excess} in the following lemma:

Lemma 2. For any d_F and d_L , $u_{excess} = 4f^2(I_L)I_F^2 - 4f^2(I_L)I_L I_F + 2g^2(I_L) + 2(f(I_L)I_L + g(I_L))^2 - \gamma I_L^2 - d_F - d_L$.

Proof. Since $u_{excess} = \pi_L - d_L + \pi_F - d_F$, then from (38) and (44),

$$\begin{aligned} u_{excess} &= \pi_L - d_L + \pi_F - d_F = (2f^2(I_L) - s)I_F^2 \\ &\quad + 4f(I_L)g(I_L)I_F + 2g^2(I_L) + 2\left(\frac{b}{5}I_L + \frac{1}{5} + g(I_L) - f(I_L)I_F\right)^2 \\ &\quad + sI_F^2 - \gamma I_L^2 - d_F - d_L \\ &= 2f^2(I_L)I_F^2 + 4f(I_L)g(I_L)I_F + 2g^2(I_L) - 4\left(\frac{b}{5}I_L + \frac{1}{5} \right. \\ &\quad \left. + g(I_L)\right)f(I_L)I_F + 2f^2(I_L)I_F^2 + 2\left(\frac{b}{5}I_L + \frac{1}{5} + g(I_L)\right)^2 - \gamma I_L^2 \\ &\quad - d_F - d_L \\ &= 4f^2(I_L)I_F^2 + 2g^2(I_L) - 4\left(\frac{b}{5}I_L + \frac{1}{5}\right)f(I_L)I_F \\ &\quad + 2\left(\frac{b}{5}I_L + \frac{1}{5} + g(I_L)\right)^2 - \gamma I_L^2 - d_F - d_L \\ &= 4f^2(I_L)I_F^2 - 4f^2(I_L)I_L I_F + 2g^2(I_L) + 2(f(I_L)I_L + g(I_L))^2 \\ &\quad - \gamma I_L^2 - d_F - d_L \end{aligned}$$

\square

In the next Theorem, we prove that in the NBS, the MVNO either reserves all the available resources or zero resources from the MNO:

Theorem 9. If $u_{excess}^* > 0$, in the NBS $I_F^* = I_L^*$ or $I_F^* = 0$.

Remark 7. In this case, NBS is a milder version of the collusive outcome of the previous case in which EUs have no outside option. Note that SP_L no longer opts for the minimum possible I_L . However, in the NBS, SP_F either reserves all the resources ($I_F^* = I_L^*$) or no resources ($I_F^* = 0$).

Proof. The second derivative of u_{excess} with respect to I_F is:

$$\frac{d^2 u_{excess}}{dI_F^2} = 8f^2(I_L) > 0$$

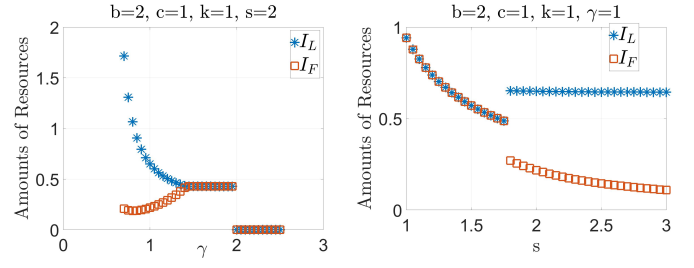


Fig. 3: Investment decisions of SPs vs. γ (left) and s (right)

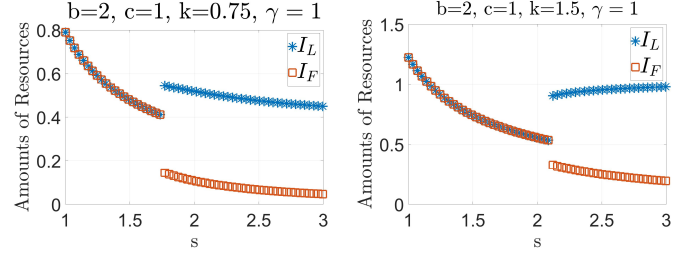


Fig. 4: Investment decisions of SPs vs. s for $k = 0.75$ (left) and $k = 1.5$ (right)

Thus, u_{excess} is convex with respect to I_F , and the maximum of u_{excess} is obtained at the boundaries of I_F , i.e. $I_F^* = 0$ or $I_F^* = I_L^*$. This completes the proof of this theorem. \square

E. Numerical Results

In this section, we provide numerical results. First, we focus on the sequential framework and the SPNE outcome characterized in Section IV-C. Then, we provide the numerical results for their bargaining framework.

1) *SPNE Outcome:* In Figure 3-left, we plot the optimum investment level of SPs with respect to marginal cost of investment(γ). Note that the number of resources invested by SP_L is decreasing with γ , and the number of resources that SP_F leases from SP_L is increasing with γ (Figure 1-left). The reason for the former is intuitive: the higher the cost, the lower the investment. The latter happens since increasing γ while s is fixed increases the desirability of the resources for SP_F . Note that in model (Section II), we assumed that to have a non-trivial problem the per resource fee should be higher than the marginal cost of investment, i.e. $s \geq \gamma$. This is the reason that in Figure 3-left, when $\gamma > s = 2$ the investment by the SPs is zero.

In Figure 3-right, we plot the optimum investment level of SPs with respect to the per resource fee that SP_F pays to SP_L . Note that the overall behavior of the number of resources with respect to s is similar to that of the previous model presented in Figure 1. The only difference is the behavior of the investment by SP_L (I_L) when s is higher than a threshold. In previous results (Figure 1), this value was decreasing with s . However, in this model, the behavior of I_L with respect to s depends on the parameters of the demand function ($\varphi(\cdot, \cdot)$). We investigate

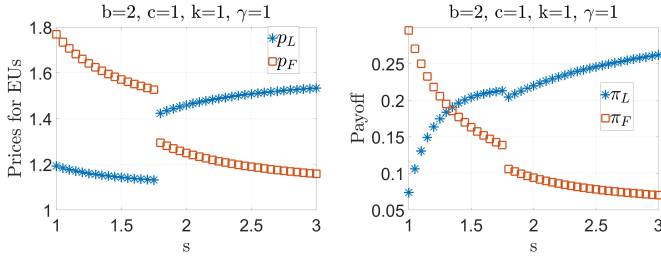


Fig. 5: Prices for EUs (left) and payoff of SPs (right) vs. s

this dependency by considering different values of k , i.e. the bias constant in the demand function. Results reveal that when $k = 1$ (Figure 3-right), then I_L is constant with s , when $k = 0.75$ (Figure 4-left), I_L is decreasing, and when $k = 1.5$ (Figure 4-right), I_L is increasing with s . Note that the higher k , the higher the number of EUs generated with the demand function $\varphi(\cdot, \cdot)$, and the more important this demand to the SPs. In addition, the demand function is increasing with the investment. Thus, as k increases, SP_L has more incentive to invest more to attract a higher number of EUs.

In Figure 5-left, we plot the pricing decision of SPs for EUs, i.e. p_L^* and p_F^* . Note that results share many similarities with those of the previous model (Figure 2). The main difference is that in the region associated with small s 's, the prices that SPs quote for EUs are no longer constant and independent of s . The reason is because of considering the effect of a third option and having a demand function that does not react only to the differences in the investment of the SPs (relative difference of SPs), but also to the absolute value of the investments. More specifically, note that in the previous model, for small s 's, SP_F reserves all the new resources of SP_L (Figure 1). Thus, by the definition of the t_j 's (4) and (5), the decision of EUs in the hotelling model would be independent of the level of investments and subsequently independent of s . However, in the new model, although again for small s 's, SP_F reserves all the new resources of SP_L , the decision of EUs associated with the newly added demand functions ($\varphi(\cdot, \cdot)$'s) would be still dependent on the resources and s . This yields that the prices for EUs are no longer constant when s is smaller than a threshold. Results also reveal that similar to the previous model, the behavior of the number of EUs with SPs (\tilde{n}_L and \tilde{n}_F) with respect to s follows the same trend as the behavior of the prices.

In Figure 5-right, we plot the payoff of SPs with respect to the per resource fee, s . Note that the payoff of SP_L is increasing and the payoff of SP_F is decreasing with respect to s .

2) *Bargaining Framework*: Now, we focus on the bargaining framework. Note that in Theorem 9, we proved that in the bargaining framework, SP_F either reserves all the newly created resources or no resources from SP_L . Numerical results also confirm this (Figure 6-left). Recall that in the previous model (Theorem 5), in a bargaining framework, SP_L reserves

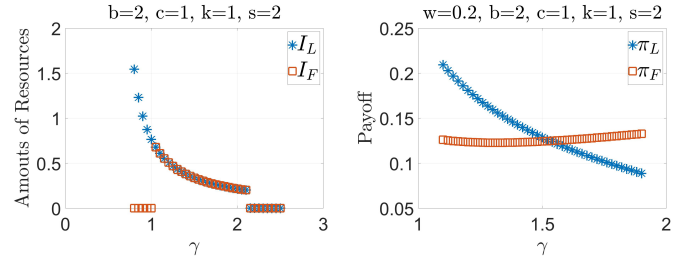


Fig. 6: Investment decisions of SPs (left) and payoffs (right) in the bargaining framework vs. γ

a minimum number of resources. However, in the new model, I_L^* is a solution of an optimization problem and does not necessarily assume values on the boundaries, i.e. minimum value (Figure 6-left).

In Figure 6-right, we plot the payoff of SPs with respect to the marginal cost of investment (γ) after the bargaining when the relative bargaining power of SP_F over SP_L (w) is 0.2. Results reveal that when the marginal cost of investment is smaller (respectively, larger) than a threshold, then SP_L (respectively, SP_F) is the SP that receives a higher payoff.

V. CONCLUSION

We investigated the incentives of a Mobile Network Operators (MNO) for offering some of her resources to a Mobile Virtual Network Operators (MVNO) instead of using the resources for her own End-Users (EUs). We considered a continuum of undecided EUs with two different models: (i) when EUs need to choose either the MNO or the MVNO, and (ii) when EUs have an outside option. In each of these cases, we considered a non-cooperative framework of sequential games and a cooperative framework of bargaining game. We characterized the SPNE and the NBS of the sequential and bargaining games, respectively, and provided insights on the interplay of competition and cooperation between the MNO and the MVNO.

REFERENCES

- [1] M. H. Lotfi and S. Sarkar, "The economics of competition and cooperation between mnos and mvnos," in *Information Sciences and Systems (CISS), 2017 51st Annual Conference on*. IEEE, 2017, pp. 1–6.
- [2] A. Morris, "Report: Number of mvnos exceeds 1,000 globally," Sep 2, 2015.
- [3] L. Cano, A. Capone, G. Carello, M. Cesana, and M. Passacantando, "Cooperative infrastructure and spectrum sharing in heterogeneous mobile networks," *IEEE Journal on Selected Areas in Communications*, vol. 34, no. 10, pp. 2617–2629, 2016.
- [4] R. Berry, M. Honig, T. Nguyen, V. Subramanian, H. Zhou, and R. Vohra, "On the nature of revenue-sharing contracts to incentivize spectrum-sharing," in *INFOCOM, 2013 Proceedings IEEE*. IEEE, 2013, pp. 845–853.
- [5] H. Le Cadre, M. Bouhtou, and B. Tuffin, "A pricing model for a mobile network operator sharing limited resource with a mobile virtual network operator," in *International Workshop on Internet Charging and QoS Technologies*. Springer, 2009, pp. 24–35.
- [6] C. Singh, S. Sarkar, A. Aram, and A. Kumar, "Cooperative profit sharing in coalition-based resource allocation in wireless networks," *IEEE/ACM Transactions on Networking (TON)*, vol. 20, no. 1, pp. 69–83, 2012.

- [7] O. Korkak, T. Alpcan, and G. Iosifidis, "Collusion of operators in wireless spectrum markets," in *Modeling and Optimization in Mobile, Ad Hoc and Wireless Networks (WiOpt)*, 2012 10th International Symposium on. IEEE, 2012, pp. 33–40.
- [8] A. Banerjee and C. M. Dippon, "Voluntary relationships among mobile network operators and mobile virtual network operators: An economic explanation," *Information Economics and Policy*, vol. 21, no. 1, pp. 72–84, 2009.
- [9] M. H. Lotfi and S. Sarkar, "Uncertain price competition in a duopoly with heterogeneous availability," *IEEE Transactions on Automatic Control*, vol. 61, no. 4, pp. 1010–1025, 2016.
- [10] M. H. Lotfi, K. Sundaresan, S. Sarkar, and M. A. Khojastepour, "Economics of quality sponsored data in non-neutral networks," *IEEE/ACM Transactions on Networking*, 2017.
- [11] Y. Yan, J. Huang, X. Zhong, M. Zhao, and J. Wang, "Sequential bargaining in cooperative spectrum sharing: Incomplete information with reputation effect," in *Global Telecommunications Conference (GLOBECOM 2011)*, 2011 IEEE. IEEE, 2011, pp. 1–5.
- [12] Y. Yan, J. Huang, and J. Wang, "Dynamic bargaining for relay-based cooperative spectrum sharing," *IEEE Journal on Selected Areas in Communications*, vol. 31, no. 8, pp. 1480–1493, 2013.
- [13] M. Tao and Y. Liu, "Spectrum leasing and cooperative resource allocation in cognitive ofdma networks," *Journal of Communications and Networks*, vol. 15, no. 1, pp. 102–110, 2013.
- [14] M. J. Osborne and A. Rubinstein, *Bargaining and markets*. Academic press San Diego, 1990, vol. 34.
- [15] A. Muthoo, "The economics of bargaining," *Fundamental Economics*, vol. 1, 2002.

APPENDIX A PROOF OF THEOREM 1

In this section, we prove that there is no corner equilibrium for Stage 2 of the game. Thus, we focus on equilibrium strategies by which $n_L = 0$ or $n_F = 0$. First, we prove the case for $n_L = 0$:

Theorem 10. *There is no NE strategy for Stage 2 of the game by which $n_L = 0$.*

Proof. In this case, $x_n \leq 0$. Thus, using (1), (2), (8), the payoffs of SPs would be:

$$\begin{aligned}\pi_F &= p_F - c - sI_F^k \\ \pi_L &= sI_F^k - \gamma I_L^k\end{aligned}\tag{45}$$

Note that the equilibrium strategies p_L^* and p_F^* should be such that $x_n \leq 0$. Thus, by (7), $p_F^* \leq p_L^* - \frac{I_L - I_F}{I_L}$. Therefore, since the payoff of SP_F is a strictly increasing function of p_F , $p_F^* = p_L^* - \frac{I_L - I_F}{I_L}$. We first argue that $p_L^* \leq c$. Then, we prove that there exists no equilibrium strategy in this case.

We start by proving that $p_L^* \leq c$. Suppose not and $p_L^* > c$. Then, a deviation by SP_L such that $p'_L = p_L^* - \epsilon$ for $\epsilon > 0$ infinitesimal small yields that $0 < x_n < 1$. In this case, $n_L > 0$, and $p'_L > c$. Thus, by (2) and since I_F and I_L are the same as before, the payoff would be higher after the deviation. Thus, $p_L^* > c$ cannot be an equilibrium strategy. Therefore, $p_L^* \leq c$.

Now, consider the strategy of SP_F , i.e. $p_F^* = p_L^* - \frac{I_L - I_F}{I_L}$. Note that $p_F^* - c \leq 0$. Consider the deviation by SP_F such that $p'_F = p_F^* + \epsilon$ for $\epsilon > 0$ infinitesimal small. In this case, $0 < x_n < 1$. Using (1) and since $p_F^* - c \leq 0$ and I_F and I_L are the same as before, the payoff would be higher after the deviation. Thus, p_F^* cannot be an equilibrium strategy. The theorem follows. \square

Now, we prove the case for $n_F = 0$:

Theorem 11. *There is no NE strategy for Stage 2 of the game by which $n_F = 0$.*

Proof. In this case, $x_n \geq 1$. Thus, using (1), (2), (8), the payoffs of SPs would be:

$$\begin{aligned}\pi_F &= -sI_F^k \\ \pi_L &= p_L - c + sI_F^k - \gamma I_L^k\end{aligned}\tag{46}$$

Note that the equilibrium strategies p_L^* and p_F^* should be such that $x_n \geq 1$. Thus, by (7), $p_L^* \leq p_F^* - \frac{I_F}{I_L}$. Therefore, since the payoff of SP_L is a strictly increasing function of p_L , $p_L^* = p_F^* - \frac{I_F}{I_L}$. We first argue that $p_F^* \leq c$. Then, we prove that there exists no equilibrium strategy in this case.

We start by proving that $p_F^* \leq c$. Suppose not and $p_F^* > c$. Then, a deviation by SP_F such that $p'_F = p_F^* - \epsilon$ for $\epsilon > 0$ infinitesimal small yields that $0 < x_n < 1$. In this case, $n_F > 0$, and $p'_L > c$. Thus, by (1) and since I_F and I_L are the same as before, the payoff would be higher after the deviation. Thus, $p_F^* > c$ cannot be an equilibrium strategy. Therefore, $p_F^* \leq c$.

Now, consider the strategy of SP_L , i.e. $p_L^* = p_F^* - \frac{I_F}{I_L}$. Note that $p_L^* - c \leq 0$. Consider the deviation by SP_L such that $p'_L = p_L^* + \epsilon$ for $\epsilon > 0$ infinitesimal small. In this case, $0 < x_n < 1$. Using (2) and since $p_L^* - c \leq 0$ and I_F and I_L are the same as before, the payoff would be higher after the deviation. Thus, p_L^* cannot be an equilibrium strategy. The theorem follows. \square

Theorems 10 and 11 yields the result in Theorem 1.