

DeepPath: A Reinforcement Learning Method for Knowledge Graph Reasoning

Wenhan Xiong and Thien Hoang and William Yang Wang

Department of Computer Science
University of California, Santa Barbara
Santa Barbara, CA 93106 USA

{xwhan, william}@cs.ucsb.edu, thienhoang@umail.ucsb.edu

Abstract

We study the problem of learning to reason in large scale knowledge graphs (KGs). More specifically, we describe a novel reinforcement learning framework for learning multi-hop relational paths: we use a policy-based agent with continuous states based on knowledge graph embeddings, which reasons in a KG vector space by sampling the most promising relation to extend its path. In contrast to prior work, our approach includes a reward function that takes the **accuracy**, **diversity**, and **efficiency** into consideration. Experimentally, we show that our proposed method outperforms a path-ranking based algorithm and knowledge graph embedding methods on Freebase and Never-Ending Language Learning datasets.¹

1 Introduction

Deep neural networks for acoustic modeling in speech recognition. In recent years, deep learning techniques have obtained many state-of-the-art results in various classification and recognition problems (Krizhevsky et al., 2012; Hinton et al., 2012; Kim, 2014). However, complex natural language processing problems often require multiple inter-related decisions, and empowering deep learning models with the ability of learning to reason is still a challenging issue. To handle complex queries where there are no obvious answers, intelligent machines must be able to reason with existing resources, and learn to infer an unknown answer.

More specifically, we situate our study in the context of multi-hop reasoning, which is the task

of learning explicit inference formulas, given a large KG. For example, if the KG includes the beliefs such as *Neymar* plays for *Barcelona*, and *Barcelona* are in the *La Liga* league, then machines should be able to learn the following formula: $playerPlaysForTeam(P,T) \wedge teamPlaysInLeague(T,L) \Rightarrow playerPlaysInLeague(P,L)$. In the testing time, by plugging in the learned formulas, the system should be able to automatically infer the missing link between a pair of entities. This kind of reasoning machine will potentially serve as an essential components of complex QA systems.

In recent years, the Path-Ranking Algorithm (PRA) (Lao et al., 2010, 2011a) emerges as a promising method for learning inference paths in large KGs. PRA uses a random-walk with restarts based inference mechanism to perform multiple bounded depth-first search processes to find relational paths. Coupled with elastic-net based learning, PRA then picks more plausible paths using supervised learning. However, PRA operates in a fully discrete space, which makes it difficult to evaluate and compare similar entities and relations in a KG.

In this work, we propose a novel approach for controllable multi-hop reasoning: we frame the path learning process as reinforcement learning (RL). In contrast to PRA, we use translation-based knowledge based embedding method (Bordes et al., 2013) to encode the continuous state of our RL agent, which reasons in the vector space environment of the knowledge graph. The agent takes incremental steps by sampling a relation to extend its path. To better guide the RL agent for learning relational paths, we use policy gradient training (Mnih et al., 2015) with a novel reward function that jointly encourages accuracy, diversity, and efficiency. Empirically, we show that our method outperforms PRA and embedding based

¹Code and the NELL dataset are available at <https://github.com/xwhan/DeepPath>.

methods on a Freebase and a Never-Ending Language Learning (Carlson et al., 2010a) dataset. Our contributions are three-fold:

- We are the first to consider reinforcement learning (RL) methods for learning relational paths in knowledge graphs;
- Our learning method uses a complex reward function that considers accuracy, efficiency, and path diversity simultaneously, offering better control and more flexibility in the path-finding process;
- We show that our method can scale up to large scale knowledge graphs, outperforming PRA and KG embedding methods in two tasks.

In the next section, we outline related work in path-finding and embedding methods in KGs. We describe the proposed method in Section 3. We show experimental results in Section 4. Finally, we conclude in Section 5.

2 Related Work

The Path-Ranking Algorithm (PRA) method (Lao et al., 2011b) is a primary path-finding approach that uses random walk with restart strategies for multi-hop reasoning. Gardner et al. (2013; 2014) propose a modification to PRA that computes feature similarity in the vector space. Wang and Cohen (2015) introduce a recursive random walk approach for integrating the background KG and text—the method performs structure learning of logic programs and information extraction from text at the same time. A potential bottleneck for random walk inference is that supernodes connecting to large amount of formulas will create huge fan-out areas that significantly slow down the inference and affect the accuracy.

Toutanova et al. (2015) provide a convolutional neural network solution to multi-hop reasoning. They build a CNN model based on lexicalized dependency paths, which suffers from the error propagation issue due to parse errors. Guu et al. (2015) uses KG embeddings to answer path queries. Zeng et al. (2014) described a CNN model for relational extraction, but it does not explicitly model the relational paths. Neelakantan et al. (2015) propose a recurrent neural networks model for modeling relational paths in knowledge base completion (KBC), but it trains too many separate models, and

therefore it does not scale. Note that many of the recent KG reasoning methods (Neelakantan et al., 2015; Das et al., 2017) still rely on first learning the PRA paths, which only operates in a discrete space. Comparing to PRA, our method reasons in a continuous space, and by incorporating various criteria in the reward function, our reinforcement learning (RL) framework has better control and more flexibility over the path-finding process.

Neural symbolic machine (Liang et al., 2016) is a more recent work on KG reasoning, which also applies reinforcement learning but has a different flavor from our work. NSM learns to compose programs that can find answers to natural language questions, while our RL model tries to add new facts to knowledge graph (KG) by reasoning on existing KG triples. In order to get answers, NSM learns to generate a sequence of actions that can be combined as a executable program. The action space in NSM is a set of predefined tokens. In our framework, the goal is to find reasoning paths, thus the action space is relation space in the KG. A similar framework (Johnson et al., 2017) has also been applied to visual reasoning tasks.

3 Methodology

In this section, we describe in detail our RL-based framework for multi-hop relation reasoning. The specific task of relation reasoning is to find reliable predictive paths between entity pairs. We formulate the path finding problem as a sequential decision making problem which can be solved with a RL agent. We first describe the environment and the policy-based RL agent. By interacting with the environment designed around the KG, the agent learns to pick the promising reasoning paths. Then we describe the training procedure of our RL model. After that, we describe an efficient path-constrained search algorithm for relation reasoning with the paths found by the RL agent.

3.1 Reinforcement Learning for Relation Reasoning

The RL system consists of two parts (see Figure 1). The first part is the external environment \mathcal{E} which specifies the dynamics of the interaction between the agent and the KG. This environment is modeled as a Markov decision process (MDP). A tuple $\langle \mathcal{S}, \mathcal{A}, \mathcal{P}, \mathcal{R} \rangle$ is defined to represent the MDP, where \mathcal{S} is the continuous state space, $\mathcal{A} = \{a_1, a_2, \dots, a_n\}$ is the set of all available ac-

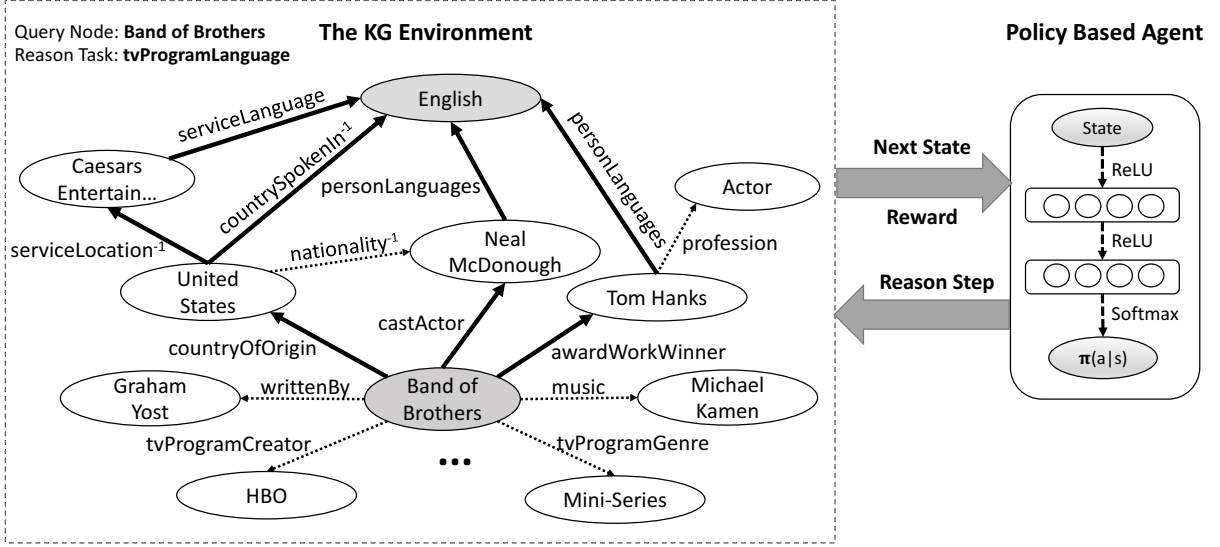


Figure 1: Overview of our RL model. **Left:** The KG environment \mathcal{E} modeled by a MDP. The dotted arrows (partially) show the existing relation links in the KG and the bold arrows show the reasoning paths found by the RL agent. $^{-1}$ denotes the inverse of an relation. **Right:** The structure of the policy network agent. At each step, by interacting with the environment, the agent learns to pick a relation link to extend the reasoning paths.

tions, $\mathcal{P}(S_{t+1} = s' | S_t = s, A_t = a)$ is the transition probability matrix, and $\mathcal{R}(s, a)$ is the reward function of every (s, a) pairs.

The second part of the system, the RL agent, is represented as a policy network $\pi_\theta(s, a) = p(a|s; \theta)$ which maps the state vector to a stochastic policy. The neural network parameters θ are updated using stochastic gradient descent. Compared to Deep Q Network (DQN) (Mnih et al., 2013), policy-based RL methods turn out to be more appropriate for our knowledge graph scenario. One reason is that for the path finding problem in KG, the action space can be very large due to complexity of the relation graph. This can lead to poor convergence properties for DQN. Besides, instead of learning a greedy policy which is common in value-based methods like DQN, the policy network is able to learn a stochastic policy which prevent the agent from getting stuck at an intermediate state. Before we describe the structure of our policy network, we first describe the components (actions, states, rewards) of the RL environment.

Actions Given the entity pairs (e_s, e_t) with relation r , we want the agent to find the most informative paths linking these entity pairs.

Beginning with the source entity e_s , the agent use the policy network to pick the most promising relation to extend its path at each step until it reaches the target entity e_t . To keep the output dimension of the policy network consistent, the action space is defined as all the relations in the KG.

States The entities and relations in a KG are naturally discrete atomic symbols. Since existing practical KGs like Freebase (Bollacker et al., 2008) and NELL (Carlson et al., 2010b) often have huge amounts of triples. It is impossible to directly model all the symbolic atoms in states. To capture the semantic information of these symbols, we use translation-based embeddings such as TransE (Bordes et al., 2013) and TransH (Wang et al., 2014) to represent the entities and relations. These embeddings map all the symbols to a low-dimensional vector space. In our framework, each state captures the agent’s position in the KG. After taking an action, the agent will move from one entity to another. These two are linked by the action (relation) just taken by the agent. The state vector at step t is given as follows:

$$\mathbf{s}_t = (\mathbf{e}_t, \mathbf{e}_{target} - \mathbf{e}_t)$$

where \mathbf{e}_t denotes the embeddings of the current

entity node and e_{target} denotes the embeddings of the target entity. At the initial state, $e_t = e_{source}$. We do not incorporate the reasoning relation in the state, because the embedding of the reasoning relation remain constant during path finding, which is not helpful in training. However, we find out that by training the RL agent using a set of positive samples for one particular relation, the agent can successfully discover the relation semantics.

Rewards There are a few factors that contribute to the quality of the paths found by the RL agent. To encourage the agent to find predictive paths, our reward functions include the following scoring criteria:

Global accuracy: For our environment settings, the number of actions that can be taken by the agent can be very large. In other words, there are much more incorrect sequential decisions than the correct ones. The number of these incorrect decision sequences can increase exponentially with the length of the path. In view of this challenge, the first reward function we add to the RL model is defined as follows:

$$r_{GLOBAL} = \begin{cases} +1, & \text{if the path reaches } e_{target} \\ -1, & \text{otherwise} \end{cases}$$

the agent is given an offline positive reward +1 if it reaches the target after a sequence of actions.

Path efficiency: For the relation reasoning task, we observe that short paths tend to provide more reliable reasoning evidence than longer paths. Shorter chains of relations can also improve the efficiency of the reasoning by limiting the length of the RL’s interactions with the environment. The efficiency reward is defined as follows:

$$r_{EFFICIENCY} = \frac{1}{length(p)}$$

where path p is defined as a sequence of relations $r_1 \rightarrow r_2 \rightarrow \dots \rightarrow r_n$.

Path diversity: We train the agent to find paths using positive samples for each relation. These training sample (e_{source}, e_{target}) have similar state representations in the vector space. The agent tends to find paths with similar syntax and semantics. These paths often contains redundant information since some of them may be correlated. To encourage the agent to find diverse paths, we define a diversity reward function using the cosine similarity

between the current path and the existing ones:

$$r_{DIVERSITY} = -\frac{1}{|F|} \sum_{i=1}^{|F|} \cos(\mathbf{p}, \mathbf{p}_i)$$

where $\mathbf{p} = \sum_{i=1}^n \mathbf{r}_i$ represents the path embedding for the relation chain $r_1 \rightarrow r_2 \rightarrow \dots \rightarrow r_n$.

Policy Network We use a fully-connected neural network to parameterize the policy function $\pi(s; \theta)$ that maps the state vector s to a probability distribution over all possible actions. The neural network consists of two hidden layers, each followed by a rectifier nonlinearity layer (ReLU). The output layer is normalized using a softmax function (see Figure 1).

3.2 Training Pipeline

In practice, one big challenge of KG reasoning is that the relation set can be quite large. For a typical KG, the RL agent is often faced with hundreds (thousands) of possible actions. In other words, the output layer of the policy network often has a large dimension. Due to the complexity of the relation graph and the large action space, if we directly train the RL model by trial and errors, which is typical for RL algorithms, the RL model will show very poor convergence properties. After a long-time training, the agents fails to find any valuable path. To tackle this problem, we start our training with a supervised policy which is inspired by the imitation learning pipeline used by *AlphaGo* (Silver et al., 2016). In the Go game, the player is facing nearly 250 possible legal moves at each step. Directly training the agent to pick actions from the original action space can be a difficult task. *AlphaGo* first train a supervised policy network using experts moves. In our case, the supervised policy is trained with a randomized breadth-first search (BFS).

Supervised Policy Learning For each relation, we use a subset of all the positive samples (entity pairs) to learn the supervised policy. For each positive sample (e_{source}, e_{target}) , a two-side BFS is conducted to find same correct paths between the entities. For each path p with a sequence of relations $r_1 \rightarrow r_2 \rightarrow \dots \rightarrow r_n$, we update the parameters θ to maximize the expected cumulative reward using Monte-Carlo Policy Gradient (RE-

INFORCE) (Williams, 1992):

$$\begin{aligned}
 J(\theta) &= \mathbb{E}_{a \sim \pi(a|s;\theta)} \left(\sum_t R_{s_t, a_t} \right) \\
 &= \sum_t \sum_{a \in \mathcal{A}} \pi(a|s_t; \theta) R_{s_t, a_t} \quad (1)
 \end{aligned}$$

where $J(\theta)$ is the expected total rewards for one episode. For supervised learning, we give a reward of +1 for each step of a successful episode. By plugging in the paths found by the BFS, the approximated gradient used to update the policy network is shown below:

$$\begin{aligned}
 \nabla_{\theta} J(\theta) &= \sum_t \sum_{a \in \mathcal{A}} \pi(a|s_t; \theta) \nabla_{\theta} \log \pi(a|s_t; \theta) \\
 &\approx \nabla_{\theta} \sum_t \log \pi(a = r_t | s_t; \theta) \quad (2)
 \end{aligned}$$

where r_t belongs to the path p .

However, the vanilla BFS is a biased search algorithm which prefers short paths. When plugging in these biased paths, it becomes difficult for the agent to find longer paths which may potentially be useful. We want the paths to be controlled only by the defined reward functions. To prevent the biased search, we adopt a simple trick to add some random mechanisms to the BFS. Instead of directly searching the path between e_{source} and e_{target} , we randomly pick an intermediate node e_{inter} and then conduct two BFS between (e_{source}, e_{inter}) and (e_{inter}, e_{target}) . The concatenated paths are used to train the agent. The supervised learning saves the agent great efforts learning from failed actions. With the learned experience, we then train the agent to find desirable paths.

Retraining with Rewards To find the reasoning paths controlled by the reward functions, we use reward functions to retrain the supervised policy network. For each relation, the reasoning with one entity pair is treated as one episode. Starting with the source node e_{source} , the agent picks a relation according to the stochastic policy $\pi(a|s)$, which is a probability distribution over all relations, to extend its reasoning path. This relation link may lead to a new entity, or it may lead to nothing. These failed steps will cause the agent to receive negative rewards. The agent will stay at the same state after these failed steps. Since the agent is following a stochastic policy, the agent will not get stuck by repeating a wrong step. To improve the training efficiency, we limit the episode length with an upper

Algorithm 1: Retraining Procedure with reward functions

```

1 Restore parameters  $\theta$  from supervised policy;
2 for  $episode \leftarrow 1$  to  $N$  do
3   Initialize state vector  $s_t \leftarrow s_0$ 
4   Initialize episode length  $steps \leftarrow 0$ 
5   while  $num\_steps < max\_length$  do
6     Randomly sample action  $a \sim \pi(a|s_t)$ 
7     Observe reward  $\mathcal{R}_t$ , next state  $s_{t+1}$ 
      // if the step fails
8     if  $\mathcal{R}_t = -1$  then
9       | Save  $\langle s_t, a \rangle$  to  $\mathcal{M}_{neg}$ 
10    if  $success$  or  $steps = max\_length$ 
11      | then
12        | break
13    Increment  $num\_steps$ 
      // penalize failed steps
14  Update  $\theta$  using
       $g \propto \nabla_{\theta} \sum_{\mathcal{M}_{neg}} \log \pi(a = r_t | s_t; \theta) (-1)$ 
15  if  $success$  then
      |  $R_{total} \leftarrow \lambda_1 r_{GLOBAL} + \lambda_2 r_{EFFICIENCY} +$ 
      |  $\lambda_3 r_{DIVERSITY}$ 
      | Update  $\theta$  using
      |  $g \propto \nabla_{\theta} \sum_t \log \pi(a = r_t | s_t; \theta) R_{total}$ 

```

bound max_length . The episode ends if the agent fails to reach the target entity within max_length steps. After each episode, the policy network is updated using the following gradient:

$$\nabla_{\theta} J(\theta) = \nabla_{\theta} \sum_t \log \pi(a = r_t | s_t; \theta) R_{total} \quad (3)$$

where R_{total} is the linear combination of the defined reward functions. The detail of the retrain process is shown in Algorithm 1. In practice, θ is updated using the Adam Optimizer (Kingma and Ba, 2014) with L_2 regularization.

3.3 Bi-directional Path-constrained Search

Given an entity pair, the reasoning paths learned by the RL agent can be used as logical formulas to predict the relation link. Each formula is verified using a bi-directional search. In a typical KG, one entity node can be linked to a large number of neighbors with the same relation link. A simple example is the relation $personNationality^{-1}$, which denotes the inverse of $personNationality$. Following this link, the entity *United States* can reach numerous neighboring entities. If the for-

Algorithm 2: Bi-directional search for path verification

```
1 Given a reasoning path
    $p : r_1 \rightarrow r_2 \rightarrow \dots \rightarrow r_n$ 
2 for  $(e_i, e_j)$  in test set  $\mathcal{D}$  do
3   start  $\leftarrow 0$ ; end  $\leftarrow n$ 
4   left  $\leftarrow \emptyset$ ; right  $\leftarrow \emptyset$ 
5   while start < end do
6     leftEx  $\leftarrow \emptyset$ ; rightEx  $\leftarrow \emptyset$ 
7     if len(left) < len(right) then
8       Extend path on the left side
9       Add connected nodes to leftEx
10      left  $\leftarrow$  leftEx
11    else
12      Extend path on the right side
13      Add connected nodes to rightEx
14      right  $\leftarrow$  rightEx
15    if left  $\cap$  right  $\neq \emptyset$  then
16      return True
17    else
18      return False
```

mula consists of such links, the number of intermediate entities can exponentially increase as we follow the reasoning formula. However, we observe that for these formulas, if we verify the formula from the inverse direction. The number of intermediate nodes can be tremendously decreased. Algorithm 2 shows a detailed description of the proposed bi-directional search.

4 Experiments

To evaluate the reasoning formulas found by our RL agent, we explore two standard KG reasoning tasks: link prediction (predicting target entities) and fact prediction (predicting whether an unknown fact holds or not). We compare our method with both path-based methods and embedding based methods. After that, we further analyze the reasoning paths found by our RL agent. These highly predictive paths validate the effectiveness of the reward functions. Finally, we conduct an experiment to investigate the effect of the supervised learning procedure.

4.1 Dataset and Settings

Table 1 shows the statistics of the two datasets we conduct our experiments on. Both of them

Dataset	# Ent.	# R.	# Triples	# Tasks
FB15K-237	14,505	237	310,116	20
NELL-995	75,492	200	154,213	12

Table 1: Statistics of the Datasets. # Ent. denotes the number of unique entities and # R. denotes the number of relations

are subsets of larger datasets. The triples in FB15K-237 (Toutanova et al., 2015) are sampled from FB15K (Bordes et al., 2013) with redundant relations removed. We perform the reasoning tasks on 20 relations which have enough reasoning paths. These tasks consist of relations from different domains like *Sports*, *People*, *Locations*, *Film*, etc. Besides, we present a new NELL subset that is suitable for multi-hop reasoning from the 995th iteration of the NELL system. We first remove the triples with relation *generalizations* or *haswikipediaurl*. These two relations appear more than 2M times in the NELL dataset, but they have no reasoning values. After this step, we only select the triples with Top-200 relations. To facilitate path finding, we also add the inverse triples. For each triple (h, r, t) , we append (t, r^{-1}, h) to the datasets. With these inverse triples, the agent is able to step backward in the KG.

For each reasoning task r_i , we remove all the triples with r_i or r_i^{-1} from the KG. These removed triples are split into train and test samples. For the link prediction task, each h in the test triples $\{(h, r, t)\}$ is considered as one query. A set of candidate target entities are ranked using different methods. For fact prediction, the true test triples are ranked with some generated false triples.

4.2 Baselines and Implementation Details

Most KG reasoning methods are based on either path formulas or KG embeddings. We explore methods from both of these two classes in our experiments. For path based methods, we compare our RL model with the PRA (Lao et al., 2011a) algorithm, which has been used in a couple of reasoning methods (Gardner et al., 2013; Neelakantan et al., 2015). PRA is a data-driven algorithm using random walks (RW) to find paths and obtain path features. For embedding based methods, we evaluate several state-of-the-art embeddings designed for knowledge base completion, such as TransE (Bordes et al., 2013), TransH (Wang et al., 2014), TransR (Lin et al., 2015) and TransD (Ji et al., 2015).

The implementation of PRA is based on the

Tasks	FB15K-237				Tasks	NELL-995			
	PRA	RL	TransE	TransR		PRA	RL	TransE	TransR
teamSports	0.987	0.955	0.896	0.784	athletePlaysForTeam	0.547	0.750	0.627	0.673
birthPlace	0.441	0.531	0.403	0.417	athletePlaysInLeague	0.841	0.960	0.773	0.912
personNationality	0.846	0.823	0.641	0.720	athleteHomeStadium	0.859	0.890	0.718	0.722
filmDirector	0.349	0.441	0.386	0.399	athletePlaysSport	0.474	0.957	0.876	0.963
filmWrittenBy	0.601	0.457	0.563	0.605	teamPlaySports	0.791	0.738	0.761	0.814
filmLanguage	0.663	0.670	0.642	0.641	orgHeadquaterCity	0.811	0.790	0.620	0.657
tvLanguage	0.960	0.969	0.804	0.906	worksFor	0.681	0.711	0.677	0.692
capitalOf	0.829	0.783	0.554	0.493	bornLocation	0.668	0.757	0.712	0.812
organizationFounded	0.281	0.309	0.390	0.339	personLeadsOrg	0.700	0.795	0.751	0.772
musicianOrigin	0.426	0.514	0.361	0.379	orgHiredPerson	0.599	0.742	0.719	0.737
...					...				
Overall	0.541	0.572	0.532	0.540		0.675	0.796	0.737	0.789

Table 2: Link prediction results (MAP) on two datasets.

code released by (Lao et al., 2011a). We use the TopK negative mode to generate negative samples for both train and test samples. For each positive samples, there are approximately 10 corresponding negative samples. Each negative sample is generated by replacing the true target entity t with a faked one t' in each triple (h, r, t) . These positive and negative test pairs generated by PRA make up the test set for all methods evaluated in this paper. For TransE,R,H,D, we learn a separate embedding matrix for each reasoning task using the positive training entity pairs. All these embeddings are trained for 1,000 epochs.²

Our RL model make use of TransE to get the continuous representation of the entities and relations. We use the same dimension as TransE, R to embed the entities. Specifically, the state vector we use has a dimension of 200, which is also the input size of the policy network. To reason using the path formulas, we adopt a similar linear regression approach as in PRA to re-rank the paths. However, instead of using the random walk probabilities as path features, which can be computationally expensive, we simply use binary path features obtained by the bi-directional search. We observe that with only a few mined path formulas, our method can achieve better results than PRA’s data-driven approach.

4.3 Results

4.3.1 Quantitative Results

Link Prediction This task is to rank the target entities given a query entity. Table 2 shows the mean average precision (MAP) results on two datasets.

²The implementation we used can be found at <https://github.com/thunlp/Fast-TransX>

Methods	Fact Prediction Results	
	FB15K-237	NELL-995
RL	0.311	0.493
TransE	0.277	0.383
TransH	0.309	0.389
TransR	0.302	0.406
TransD	0.303	0.413

Table 3: Fact prediction results (MAP) on two datasets.

Tasks	# of Reasoning Paths	
	PRA	RL
worksFor	247	25
teamPlaySports	113	27
teamPlaysInLeague	69	21
athlethomestadium	37	11
organizationHiredPerson	244	9
...		
Average #	137.2	20.3

Table 4: Number of reasoning paths used by PRA and our RL model. *RL achieved better MAP with a more compact set of learned paths.*

Since path-based methods generally work better than embedding methods for this task, we do not include the other two embedding baselines in this table. Instead, we spare the room to show the detailed results on each relation reasoning task.

For the overall MAP shown in the last row of the table, our approach significantly outperforms both the path-based method and embedding methods on two datasets, which validates the strong reasoning ability of our RL model. For most relations, since the embedding methods fail to use the path infor-

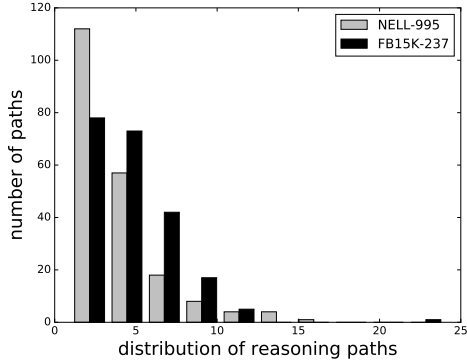


Figure 2: The distribution of paths lengths on two datasets

mation in the KG, they generally perform worse than our RL model or PRA. However, when there are not enough paths between entities, our model and PRA can give poor results. For example, for the relation *filmWrittenBy*, our RL model only finds 4 unique reasoning paths, which means there is actually not enough reasoning evidence existing in the KG. Another observation is that we always get better performance on the NELL dataset. By analyzing the paths found from the KGs, we believe the potential reason is that the NELL dataset has more short paths than FB15K-237 and some of them are simply synonyms of the reasoning relations.

Fact Prediction Instead of ranking the target entities, this task directly ranks all the positive and negative samples for a particular relation. The PRA is not included as a baseline here, since the PRA code only gives a target entity ranking for each query node instead of a ranking of all triples. Table 3 shows the overall results of all the methods. Our RL model gets even better results on this task. We also observe that the RL model beats all the embedding baselines on most reasoning tasks.

4.3.2 Qualitative Analysis of Reasoning Paths

To analyze the properties of reasoning paths, we show a few reasoning paths found by the agent in Table 5. To illustrate the effect of the efficiency reward function, we show the path length distributions in Figure 2. To interpret these paths, take the *personNationality* relation for example, the first reasoning path indicates that if we know facts *placeOfBirth(x,y)* and *locationContains(z,y)* then it is highly possible that person x has nationality z . These short but predictive paths indicate the effectiveness of the RL model. Another important observation is that our model use much

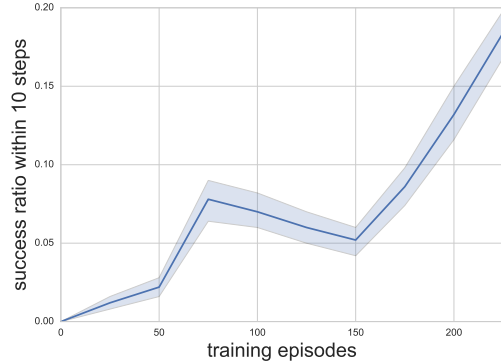


Figure 3: The success ratio ($succ_{10}$) during training. Task: athletePlaysForTeam.³

fewer reasoning paths than PRA, which indicates that our model can actually extract the most reliable reasoning evidence from KG. Table 4 shows some comparisons about the number of reasoning paths. We can see that, with the pre-defined reward functions, the RL agent is capable of picking the strong ones and filter out similar or irrelevant ones.

4.3.3 Effect of Supervised Learning

As mentioned in Section 3.2, one major challenge for applying RL to KG reasoning is the large action space. We address this issue by applying supervised learning before the reward retraining step. To show the effect of the supervised training, we evaluate the agent’s success ratio of reaching the target within 10 steps ($succ_{10}$) after different number of training episodes. For each training episode, one pair of entities (e_{source}, e_{target}) in the train set is used to find paths. All the correct paths linking the entities will get a +1 global reward. We then plug in some true paths for training. The $succ_{10}$ is calculated on a held-out test set that consists of 100 entity pairs. For the NELL-995 dataset, since we have 200 unique relations, the dimension of the action space will be 400 after we add the backward actions. This means that random walks will get very low $succ_{10}$ since there may be nearly 400^{10} invalid paths. Figure 3 shows the $succ_{10}$ during training. We see that even the agent has not seen the entity before, it can actually pick the promising relation to extend its path. This also validates the effectiveness of our state representations.

³The confidence band is generated using 50 different runs.

Relation	Reasoning Path
filmCountry	filmReleaseRegion featureFilmLocation \rightarrow locationContains ⁻¹ actorFilm ⁻¹ \rightarrow personNationality
personNationality	placeOfBirth \rightarrow locationContains ⁻¹ peoplePlaceLived \rightarrow locationContains ⁻¹ peopleMarriage \rightarrow locationOfCeremony \rightarrow locationContains ⁻¹
tvProgramLanguage	tvCountryOfOrigin \rightarrow countryOfficialLanguage tvCountryOfOrigin \rightarrow filmReleaseRegion ⁻¹ \rightarrow filmLanguage tvCastActor \rightarrow filmLanguage
personBornInLocation	personBornInCity graduatedUniversity \rightarrow graduatedSchool ⁻¹ \rightarrow personBornInCity personBornInCity \rightarrow atLocation ⁻¹ \rightarrow atLocation
athletePlaysForTeam	athleteHomeStadium \rightarrow teamHomeStadium ⁻¹ athletePlaysSport \rightarrow teamPlaysSport ⁻¹ athleteLedSportsTeam
personLeadsOrganization	worksFor organizationTerminatedPerson ⁻¹ mutualProxyFor ⁻¹

Table 5: Example reasoning paths found by our RL model. The first three relations come from the FB15K-237 dataset. The others are from NELL-995. Inverses of existing relations are denoted by ⁻¹.

5 Conclusion and Future Work

In this paper, we propose a reinforcement learning framework to improve the performance of relation reasoning in KGs. Specifically, we train a RL agent to find reasoning paths in the knowledge base. Unlike previous path finding models that are based on random walks, the RL model allows us to control the properties of the found paths. These effective paths can also be used as an alternative to PRA in many path-based reasoning methods. For two standard reasoning tasks, using the RL paths as reasoning formulas, our approach generally outperforms two classes of baselines.

For future studies, we plan to investigate the possibility of incorporating adversarial learning (Goodfellow et al., 2014) to give better rewards than the human-defined reward functions used in this work. Instead of designing rewards according to path characteristics, a discriminative model can be trained to give rewards. Also, to address the problematic scenario when the KG does not have enough reasoning paths, we are interested in applying our RL framework to joint reasoning with KG triples and text mentions.

Acknowledgments

We gratefully acknowledge the support of NVIDIA Corporation with the donation of one Titan X Pascal GPU used for this research.

References

- Kurt Bollacker, Colin Evans, Praveen Paritosh, Tim Sturge, and Jamie Taylor. 2008. Freebase: a collaboratively created graph database for structuring human knowledge. In *Proceedings of the 2008 ACM SIGMOD international conference on Management of data*, pages 1247–1250. ACM.
- Antoine Bordes, Nicolas Usunier, Alberto Garcia-Duran, Jason Weston, and Oksana Yakhnenko. 2013. Translating embeddings for modeling multi-relational data. In *Advances in neural information processing systems*, pages 2787–2795.
- Andrew Carlson, Justin Betteridge, Bryan Kisiel, Burr Settles, Estevam R. Hruschka Jr., and Tom M. Mitchell. 2010a. Toward an architecture for never-ending language learning. In *AAAI*.
- Andrew Carlson, Justin Betteridge, Bryan Kisiel, Burr Settles, Estevam R. Hruschka Jr., and Tom M. Mitchell. 2010b. Toward an architecture for never-ending language learning. In *Proceedings of the Twenty-Fourth Conference on Artificial Intelligence (AAAI 2010)*.

- Rajarshi Das, Arvind Neelakantan, David Belanger, and Andrew McCallum. 2017. Chains of reasoning over entities, relations, and text using recurrent neural networks. *EACL*.
- Matt Gardner, Partha Pratim Talukdar, Bryan Kisiel, and Tom M Mitchell. 2013. Improving learning and inference in a large knowledge-base using latent syntactic cues. In *EMNLP*, pages 833–838.
- Matt Gardner, Partha Pratim Talukdar, Jayant Krishnamurthy, and Tom Mitchell. 2014. Incorporating vector space similarity in random walk inference over knowledge bases.
- Ian Goodfellow, Jean Pouget-Abadie, Mehdi Mirza, Bing Xu, David Warde-Farley, Sherjil Ozair, Aaron Courville, and Yoshua Bengio. 2014. Generative adversarial nets. In *Advances in Neural Information Processing Systems*, pages 2672–2680.
- Kelvin Guu, John Miller, and Percy Liang. 2015. Traversing knowledge graphs in vector space. In *EMNLP*.
- Geoffrey Hinton, Li Deng, Dong Yu, George E Dahl, Abdel-rahman Mohamed, Navdeep Jaitly, Andrew Senior, Vincent Vanhoucke, Patrick Nguyen, Tara N Sainath, et al. 2012. Deep neural networks for acoustic modeling in speech recognition: The shared views of four research groups. *IEEE Signal Processing Magazine*, 29(6):82–97.
- Guoliang Ji, Shizhu He, Liheng Xu, Kang Liu, and Jun Zhao. 2015. Knowledge graph embedding via dynamic mapping matrix. In *ACL (1)*, pages 687–696.
- Justin Johnson, Bharath Hariharan, Laurens van der Maaten, Judy Hoffman, Li Fei-Fei, C Lawrence Zitnick, and Ross Girshick. 2017. Inferring and executing programs for visual reasoning. *arXiv preprint arXiv:1705.03633*.
- Yoon Kim. 2014. Convolutional neural networks for sentence classification. *arXiv preprint arXiv:1408.5882*.
- Diederik Kingma and Jimmy Ba. 2014. Adam: A method for stochastic optimization. *arXiv preprint arXiv:1412.6980*.
- Alex Krizhevsky, Ilya Sutskever, and Geoffrey E Hinton. 2012. Imagenet classification with deep convolutional neural networks. In *Advances in neural information processing systems*, pages 1097–1105.
- Ni Lao, Tom Mitchell, and William W Cohen. 2011a. Random walk inference and learning in a large scale knowledge base. In *Proceedings of the Conference on Empirical Methods in Natural Language Processing*, pages 529–539. Association for Computational Linguistics.
- Ni Lao, Tom M. Mitchell, and William W. Cohen. 2011b. Random walk inference and learning in a large scale knowledge base. In *EMNLP*, pages 529–539. ACL.
- Ni Lao, Jun Zhu, Xinwang Liu, Yandong Liu, and William W Cohen. 2010. Efficient relational learning with hidden variable detection. In *NIPS*, pages 1234–1242.
- Chen Liang, Jonathan Berant, Quoc Le, Kenneth D Forbus, and Ni Lao. 2016. Neural symbolic machines: Learning semantic parsers on free-base with weak supervision. *arXiv preprint arXiv:1611.00020*.
- Yankai Lin, Zhiyuan Liu, Maosong Sun, Yang Liu, and Xuan Zhu. 2015. Learning entity and relation embeddings for knowledge graph completion. In *AAAI*, pages 2181–2187.
- Volodymyr Mnih, Koray Kavukcuoglu, David Silver, Alex Graves, Ioannis Antonoglou, Daan Wierstra, and Martin Riedmiller. 2013. Playing atari with deep reinforcement learning. *arXiv preprint arXiv:1312.5602*.
- Volodymyr Mnih, Koray Kavukcuoglu, David Silver, Andrei A Rusu, Joel Veness, Marc G Bellemare, Alex Graves, Martin Riedmiller, Andreas K Fidjeland, Georg Ostrovski, et al. 2015. Human-level control through deep reinforcement learning. *Nature*, 518(7540):529–533.
- Arvind Neelakantan, Benjamin Roth, and Andrew McCallum. 2015. Compositional vector space models for knowledge base completion. *arXiv preprint arXiv:1504.06662*.
- David Silver, Aja Huang, Chris J Maddison, Arthur Guez, Laurent Sifre, George Van Den Driessche, Julian Schrittwieser, Ioannis Antonoglou, Veda Panneershelvam, Marc Lanctot, et al. 2016. Mastering the game of go with deep neural networks and tree search. *Nature*, 529(7587):484–489.
- Kristina Toutanova, Danqi Chen, Patrick Pantel, Hoi-fung Poon, Pallavi Choudhury, and Michael Gamon. 2015. Representing text for joint embedding of text and knowledge bases. In *EMNLP*, volume 15, pages 1499–1509. Citeseer.
- William Yang Wang and William W Cohen. 2015. Joint information extraction and reasoning: A scalable statistical relational learning approach. In *ACL*.
- Zhen Wang, Jianwen Zhang, Jianlin Feng, and Zheng Chen. 2014. Knowledge graph embedding by translating on hyperplanes. In *AAAI*, pages 1112–1119. Citeseer.
- Ronald J Williams. 1992. Simple statistical gradient-following algorithms for connectionist reinforcement learning. *Machine learning*, 8(3-4):229–256.
- Daojian Zeng, Kang Liu, Siwei Lai, Guangyou Zhou, Jun Zhao, et al. 2014. Relation classification via convolutional deep neural network. In *COLING*, pages 2335–2344.