

Improved Cloud resource allocation: how INDIGO-DataCloud is overcoming the current limitations in Cloud schedulers

Alvaro Lopez Garcia¹, Lisa Zangrando², Massimo Sgaravatto², Vincent Llorens³, Sara Vallero⁴, Valentina Zaccolo⁴, Stefano Bagnasco⁴, Sonia Taneja⁵, Stefano Dal Pra⁵, Davide Salomoni⁵, Giacinto Donvito⁶

¹ IFCA (CSIC-UC), Avda. los Castros s/n, 39005 Santander, Spain

² INFN Padova, Via Marzolo 8, 35131 Padova, Italy

³ CC-IN2P3 (CNRS), 21 Avenue Pierre de Coubertin, 69627 Villeurbanne CEDEX, France

⁴ INFN Torino, Via Pietro Giuria 1, 10125 Torino, Italy

⁵ INFN CNAF, Viale Berti Pichat 6/2, 40127 Bologna, Italy

⁶ INFN Bari, Via E. Orabona 4, 70125 Bari, Italy

E-mail: aloga@ifca.unican.es

Abstract. Performing efficient resource provisioning is a fundamental aspect for any resource provider. Local Resource Management Systems (LRMS) have been used in data centers for decades in order to obtain the best usage of the resources, providing their fair usage and partitioning for the users. In contrast, current cloud schedulers are normally based on the immediate allocation of resources on a first-come, first-served basis, meaning that a request will fail if there are no resources (e.g. OpenStack) or it will be trivially queued ordered by entry time (e.g. OpenNebula). Moreover, these scheduling strategies are based on a static partitioning of the resources, meaning that existing quotas cannot be exceeded, even if there are idle resources allocated to other projects. This is a consequence of the fact that cloud instances are not associated with a maximum execution time and leads to a situation where the resources are under-utilized. These facts have been identified by the INDIGO-DataCloud project as being too simplistic for accommodating scientific workloads in an efficient way, leading to an under-utilization of the resources, a non desirable situation in scientific data centers. In this work, we will present the work done in the scheduling area during the first year of the INDIGO project and the foreseen evolutions.

1. Introduction

The Cloud computing model is being progressively adopted by the scientific community as a promising paradigm. Cloud infrastructures are now common in the computing resources portfolio that any scientific resource provider offers to its user communities. However, in spite of its advantages, the cloud still has several areas that need to be improved in order to expose to the researchers its fully functional power. In this context, INDIGO-DataCloud¹ (INtegrating Distributed data Infrastructures for Global ExpLOitation) [1], a project funded

¹ Referred to as INDIGO from now.

under the Horizon 2020 framework program of the European Union, addresses the challenge of developing an advanced data and computing platform targeted at scientific communities, deployable on multiple hardware, and provisioned over hybrid e-Infrastructures.

The project is built by putting together three different layers that integrate together providing a scientific computing infrastructure, namely the infrastructure layer, the platform layer and the user interface layer. In this paper we will describe how INDIGO tackles the identified gaps in terms of scheduling and resource provisioning at the Infrastructure as a Service layer, overcoming the current limitations in the cloud management frameworks adopted by the project: OpenStack and OpenNebula (ONE).

Although the Cloud model heavily improves the resource usage in the data centers, there are still open issues in the resource management area. In a Cloud environment, the concept of “task” or “job” (that, implicitly has an associated duration) does not exist. Instead, the Cloud model focuses on “resources” (that is, networks, servers, storage, etc.) that are provisioned on demand by the users. This self-service of resources assumes that there is no duration associated to them, thus making difficult to perform an efficient resource provisioning from the provider standpoint.

Moreover, in the existing Cloud Management Frameworks the implemented scheduling strategy is just based on the immediate First Come First Served model [2, 3]; consequently a request will be rejected if there are no resources immediately available: it is up to the client to later re-issue the request. It must be also stressed that the adopted resource allocation model is based on a static partitioning, so that every user group is assigned an agreed and fixed quota of resources which cannot be exceeded even if there are idle resources available but allocated to other groups.

Today the efficient management of Cloud resources is therefore an open issue. The INDIGO project is addressing it through several, complementary approaches that will be explained in the upcoming sections. In Section 2 we will explain how we implemented fair-share scheduling strategies in both OpenStack and OpenNebula. In Section 2.3 we present an implementation of preemptible instances for OpenStack clouds. In Section 3 we describe the Partition Director, a tool that eases the transition of computing nodes between different infrastructures.

2. Advanced Scheduling

On large public cloud providers, in which resources are ideally infinite, multi-tenant applications are able to scale in and out driven only by their functional requirements and tenants are normally charged a posteriori for their resource consumption.

Smaller private Cloud for scientific computing mostly operates in a saturated regime. In this case, tenants are charged a priori for their computing needs by paying for a fraction of the computing (or storage) resources. To optimize the use of the data center an advanced resource allocation policy is needed.

We consider a scenario in which the available resources are divided into statically and dynamically partitioned. Statically assigned resources are partitioned among projects according to fixed shares, while dynamical assets follow the effective requests per project, granting efficient and fair access to such resources to all projects.

The general topic of advanced resource scheduling is addressed by several components of the INDIGO project. On the one hand we have implemented fair share policies by means of the FairShare Scheduler (FaSS) for OpenNebula and Synergy for OpenStack. On the other hand we have developed an extension for OpenStack allowing the execution of preemptible instances.

2.1. Synergy

Synergy [4] has been developed in the INDIGO-DataCloud project as an extensible general purpose management service designed for executing tasks in OpenStack. Its functionalities are

provided by a collection of managers which are specific and independent pluggable tasks executed periodically, like cron jobs, or interactively through a RESTful API. Different managers can coexist and they can interact with each other or with different OpenStack services in a loosely coupled way.

To enable a more effective and flexible resource allocation and utilization in OpenStack, six specific managers (as presented in Section 2.1.1) have been implemented. Together they provide an advanced scheduling and resource allocation strategy based on a fair-share algorithm and a persistent priority queue. Synergy can maximize the resource utilization by allowing the OpenStack projects to consume extra shared resources in addition to those statically assigned. Therefore the projects can access two different kind of quotas: the private quota and the shared one. On the one hand, the private quota is composed of resources statically allocated and managed using the “standard” OpenStack policies. On the other hand, the shared quota refers to the resources that can be shared among different projects: it is composed of resources not statically allocated and they are fairly distributed among the different users by Synergy. The size of such quota is calculated as the difference between the total amount of cloud resources and the total resources allocated to the private quotas (Figure 1).

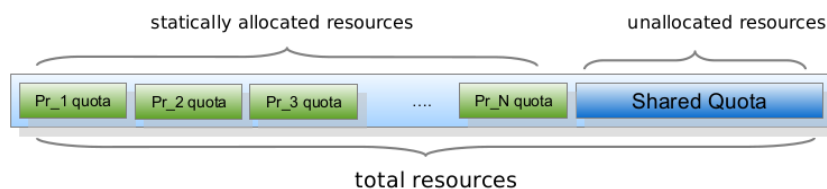


Figure 1. Synergy quota structure.

Only the projects selected by the administrator can consume the shared resources and, unlike the private quota, the user requests that cannot be immediately satisfied are not rejected but instead inserted in a persistent priority queue. The priority is periodically recalculated by Synergy by enforcing specific fair-share policies defined by the administrator which consider the historical resource usage in a well defined time window, the project and user shares and some specific weights (e.g. age, decay, cpu usage, memory).

The chosen fair-share algorithm for Synergy is the Priority Multifactor implemented by the SLURM batch scheduler [5]. The enqueued requests are processed according to their priority ordering. In case there are no resources available for the selected request, it is skipped and Synergy will process the next one in the queue (i.e. backfilling): this allows to maximize the resource utilization and, at the same time, avoid to block the queue for long time.

2.1.1. Architecture Synergy’s architecture is depicted in Figure 2. The Nova-Manager intercepts all incoming user requests. The FairShare-Manager calculates and assigns to each of them the proper priority value. Such requests are immediately inserted in a persistent priority queue by the Queue-Manager. The role of the Scheduler-Manager is to process the user requests by fetching them from the queue according to their priority based ordering. The selected request is finally sent to the OpenStack Compute Scheduler through Synergy’s Nova-Manager. In the scenario of full resource utilization for a specific quota, the Quota-Manager advises the Scheduler-Manager to wait until the compute resources become available again. In case of failure, the Scheduler-Manager provides a retry mechanism which handles the failed requests by inserting them again into the queue (up to a given number of retries). The priority of the queued requests is periodically recalculated in order to increase the priority of older requests.

To prevent any possible interaction issue with the existing OpenStack clients, no new states have been added so that from the client point of view the queued requests remain in “Scheduling” state till the compute resources are available.

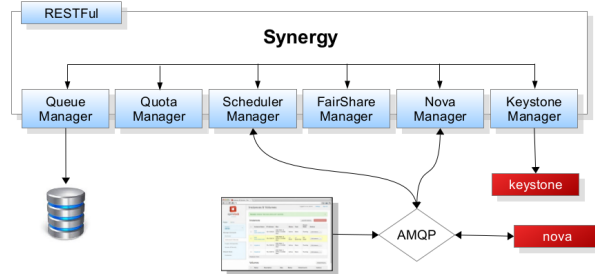


Figure 2. Synergy’s architecture.

Whenever applicable Synergy has been developed by adopting the full OpenStack style according to the specific development guidelines, including the coding style and the technologies to be used: the source code is in launchpad [6, 7] and the OpenStack Continuous Integration system is used. Synergy is a full python service accessed by clients through a well defined RESTful API which provides either management commands for handling the plugged managers (e.g. activate manager, suspend, get status, etc) or executing specific commands on the selected manager (e.g. get/set quota, list queues, etc). The API can be extended for including new specific interfaces. For what concerns the internal interfaces, Synergy interacts with the OpenStack services as Nova and Keystone, by invoking the exposed RESTful interfaces or using the internal RPC APIs. All Synergy default configuration options are defined in the `synergy.conf` file.

2.2. FaSS: A fair-share scheduler for OpenNebula

The current OpenNebula scheduler is first-in-first-out (FIFO) and it is based only on static resources partitioning among the projects, which is not efficient for a scientific datacenter. FaSS grants fair access to dynamic resources prioritizing tasks assigned according to an initial weight and to the historical resource usage, irrespective of the number of tasks running on the system.

The software was designed to be fully synchronized with the ONE authentication, quota, monitoring and accounting systems, without being intrusive in the ONE code and keeping to the minimum the dependencies on the ONE implementation details. In such a way, the code is fairly independent on future ONE releases.

The ONE original scheduler is kept to match the resources to requests and FaSS is structured as a self-contained module interacting only with the ONE XML-RPC interface.

2.2.1. Architecture The architecture of the FaSS service is depicted in Figure 3. It has been conceived following the ONE conceptual design [8]. In the figure, white blocks are native ONE components, while the newly developed components are shown in blue. New tools are pictured in green, and interfaces/API in gray. Purple arrows represent internal component interactions. Blue arrows represent the API-Sunstone GUI interaction.

The main component of FaSS is the Priority Manager. Its task is to calculate periodically priorities for queued jobs. It receives input data from the ONE core through XML-RPC calls, and from the Priority Database through a no-SQL interface. This choice has been made in order to avoid storing large XML strings, which could easily be corrupted in a single SQL entry.

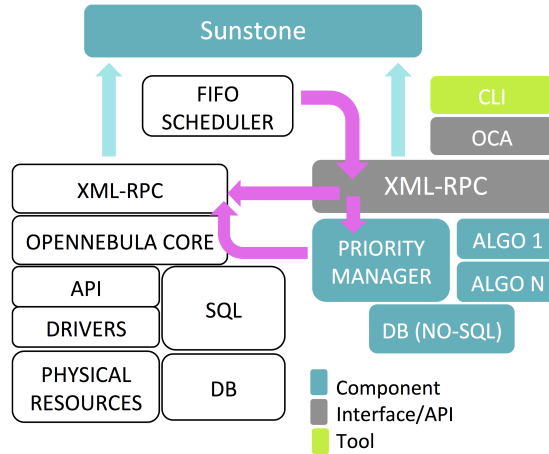


Figure 3. FaSS architecture.

The Priority Database holds the modules internal data: initial priority values, historical information on resource usage and recalculated priority values. The Priority Manager interacts with a set of pluggable algorithms, such as MultiFactor [5] and FairTree [9], to calculate priorities. It exposes an XML-RPC interface, independent from the one exposed by the ONE core, and uses the Priority Database as data back-end.

The second fundamental component of FaSS is the XML-RPC interface of the Priority Manager, which replaces the ONE XML-RPC interface in the communication with the FIFO scheduler. The queue of pending jobs to be processed must be the one ordered according to the priorities calculated by the Priority Manager. The XML-RPC server, then, catches the scheduler calls, provides a reordered queue and redirects unknown methods to the core of ONE XML-RPC server.

The Sunstone web-based GUI service is extended to allow monitoring and operating the FaSS module functionalities. The Priority Manager will be accessed by clients, interfacing to the module core through a set of bindings analogous to the ONE Cloud API (OCA) [10].

A prototype of the scheduler with limited functionalities is ready [11]. Namely, the prototype comprises the Priority Manager and its XML-RPC interface. For the next INDIGO project release, a fully featured prototype, including some algorithms and installation tools, will be made available.

2.3. Preemptible Instances support

Resources in a cloud environment do not have an associated lifespan prevents resource providers to perform advanced scheduling strategies (like backfilling) to increase their infrastructure utilization. Implementing fair share policies (as depicted in Section 2) can alleviate the infrastructure utilization problem. Another, complementary, approach is the implementation of preemptible instances, that is instances that can be terminated whenever the resource provider decides so.

In commercial cloud world, providers are offering this functionality to their users, but there is not a similar implementation in the open source Cloud Management Frameworks. For example, in the Amazon EC2 Spot Instances [12] users are able to select how much they are willing to pay for their resources in a market where the price fluctuates accordingly to the demand. Whenever the reference price goes above the user bid, those requests are terminated. The Google Cloud Engine (GCE) [13] has released a new product branded as *Preemptible Virtual Machines* [14], where machines are limited to 24h of execution and can be terminated without prior notice.

Resource providers can offer these resources to the users at a fraction of the original price, increasing their resource utilization without preventing higher priority instances to be executed (since the preemptible instances would be terminated whenever needed). Users would get access to a higher number of resources that they can use for fault-tolerant tasks like batch processing. We have proposed this concept to be included in the upstream OpenStack Compute component [15], and an implementation (described below) is available [16].

2.3.1. OPIE: OpenStack Preemptible Instances Extension We have developed OPIE [16] as an extension for OpenStack, allowing to execute preemptible instances in an existing infrastructure. In the current implementation, preemptible instances can run within the user quota and as far as there are not preventing normal requests from being executed. Whenever the scheduler detects that a normal instance cannot be executed because of a preemptible instance, it triggers its termination, according to several filter and weight functions, configurable by the resource provider. OPIE is composed of the following modules:

- A modified scheduler, that augments the OpenStack FilterScheduler with the ability to execute normal and preemptible instances, configurable and extensible via additional filter and raking functions so that each resource provider can implement its policies.
- A special host manager, able to report different usage values so that the OPIE scheduler is able to take the appropriate decision.
- A plugin for the OpenStack clients that allows booting preemptible instances in a cloud infrastructure with OPIE enabled.

3. Partition Director

A typical Grid scientific computing centre is organized and dimensioned towards a quite specific usage pattern. Such computing resources are normally managed by a batch system according to some sort of fair share policy so that a convenient resource usage is enforced. User communities are now asking for the provisioning of resources exposing a Cloud interface from such infrastructures. Examples of some relevant use cases are:

- A group would like to dedicate a subquota of its pledges at the centre to a “cloud computation campaign”, then eventually go on as usual with batch mode.
- A group wants to gradually migrate its computing resources to the cloud, few at a time.
- One user group needs some resources for interactive usage, which currently is handled by providing powerful hosts “User Interface”, bypassing the official pledge count.

The Partition Director (PD) is a tool developed to offer the ability to convert a set of Worker Nodes in the batch cluster (currently LSF) to Cloud compute nodes (currently OpenStack), and vice versa. The tool can be used by a site administrator, but can also be driven by a user group: it can trigger node conversion to add more resources toward a partition with many more requests. The remainder of this section describes its functionalities and working principles.

3.1. Functionality

The Partition Director eases the management of a hybrid data center providing both batch system and cloud based services. Partition Director provides site administrators with an instrument to dynamically resize sub-quotas of a given user group among different infrastructures (HPC, Grid, local batch systems, cloud resources). Physical computing resources, in fact, can work as member of batch system cluster or as compute node on cloud resources.

At its basic level, the PD is in charge of switching the role of selected computing machines (Worker Nodes) from a batch cluster to a cloud one, enabling them as Compute Node (CN) and

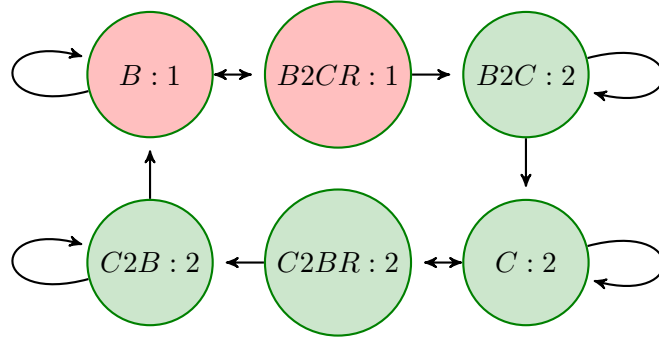


Figure 4. The Status Transition Map. Each node publishes a dynp “load index” with value 1 (pink, available for batch jobs) or 2 (green, no new batch tasks). The batch system alters each new job to require nodes having `dynp==1`. When a transition from batch (B) or cloud (C) is triggered for a node, it goes through different states: $B2CR$ or $C2BR$ for validation, $B2C$ or $C2B$ for Draining tasks of the partition being left, C or B to become active in the new partition.

vice versa, managing the intermediate transition states, thus ensuring consistency, Moreover, it adjusts the shares at the batch side, to enforce an overall uniform quota to groups using both cloud and batch resources.

3.1.1. Node transitions The role conversion of nodes between Batch and Cloud ($WN \leftrightarrow CN$), are managed by a finite state machine as represented in Figure 4 exploiting a partitioning concept [17] implemented as a *partition driver* script. Each physical machine in the cluster has one and only one status at any point in time and only two of them are stable: B for nodes active as WN and C for those active as CN. Transitory states are intended for validation or draining phases: the validation step is required to evaluate the consistency of each transition request; the draining phase is needed to ensure that a node is actually free and clean before activating it with the new role. It is worth noting that draining from cloud to batch requires us to define a time limit, because there is no maximum lifetime for VMs running in a CN as there is for jobs running in a WN. To address this problem, the Partition Director sets a Time To live (TTL) value as defined by the Machine/Job Features Task Force [18]. VMs can check whether a TTL is defined and stop themselves gracefully. After the TTL has expired, remaining VMs are destroyed and the role conversion can complete.

3.1.2. Share adjustment Whenever nodes are moved from the partition they belong to, the size of both the batch and cloud cluster changes. However, when resources are moved from batch to cloud, they are assigned to a single tenant (user group). The consequence is that the shares are to be rebalanced at the batch system side, to guarantee that at the overall pledges of all the user communities working with the centre are unaffected.

4. Conclusions

INDIGO has tackled the existing cloud resource provisioning and scheduling limitations in different, complementary ways. We have focused on the enhancement of the scheduling policies through the development of services that makes it possible to deliver fair-share policies and through the introduction of preemptible instances. Furthermore we have developed a tool that eases the transition of nodes from one infrastructure managed by a LRMS to a Cloud one, preserving the user share and quota.

These components have been deployed at several production sites (like INFN-Padova, INFN-CNAF in Italy and IFCA-CSIC in Spain) in order to validate its functionalities, its robustness as well as its stability under different real usage conditions. Some test results have confirmed the expected limitation of the SLURM MultiFactor algorithm as documented at [5], thus Synergy developers are working on the integration of the SLURM FairTree [9], a more sophisticated algorithm which fully solves the observed issue.

5. Acknowledgments

The authors want to acknowledge the support of the INDIGO-DataCloud (grant number 653549) project, funded by the European Commission's Horizon 2020 Framework Programme.

References

- [1] D. Salomoni, I. Campos, L. Gaido, G. Donvito, M. Antonacci, P. Fuhrman, J. Marco, A. Lopez-Garcia, P. Orviz, I. Blanquer, et al. "INDIGO-Datacloud: foundations and architectural description of a Platform as a Service oriented to scientific computing". In: *arXiv preprint arXiv:1603.09536* (2016).
- [2] B. Sotomayor, R. S. Montero, I. M. Llorente, and I. Foster. "Virtual infrastructure management in private and hybrid clouds". In: *IEEE Internet Computing* 13 (2009), pp. 14–22. ISSN: 10897801. DOI: 10.1109/MIC.2009.119.
- [3] O. Litvinski and A. Gherbi. "Experimental evaluation of OpenStack compute scheduler". In: *Procedia Computer Science* 19.Ant (2013), pp. 116–123. ISSN: 18770509. DOI: 10.1016/j.procs.2013.06.020.
- [4] L. Zangrando, M. Verlatto, F. Fanzago, and M. Sgaravatto. "Synergy: a service for optimising the resource allocation in the cloud based environments". In: vol. PoS(ISGC 2016)032. 2016.
- [5] *Slurm Multifactor Priority Plugin*. URL: https://slurm.schedmd.com/priority_multifactor.html.
- [6] *Synergy Service*. URL: <https://launchpad.net/synergy-service>.
- [7] *Synergy Manager*. URL: <https://launchpad.net/synergy-scheduler-manager>.
- [8] *OpenNebula Introduction*. 2016. URL: http://docs.opennebula.org/5.2/intro_release_notes/concepts_terminology/intro.html.
- [9] R. Cox and L. Morrison. *Fair Tree: Fairshare Algorithm for Slurm*. URL: slurm.schedmd.com/SUG14/fair_tree.pdf.
- [10] *OpenNebula APIs*. 2016. URL: http://docs.opennebula.org/5.2/integration/system_interfaces/introapis.html.
- [11] *FairShare Scheduler for OpenNebula*. URL: <https://github.com/indigo-dc/one-fass>.
- [12] Amazon. *Amazon EC2 Spot Instances*. 2016. URL: <https://aws.amazon.com/ec2/spot/>.
- [13] Google Compute Engine. 2016. URL: <https://cloud.google.com/compute/>.
- [14] Google Compute Engine *Preemptible VMs*. 2016. URL: <https://cloud.google.com/preemptible-vm/>.
- [15] *OpenStack proposal to support preemptible instance*. URL: <https://review.openstack.org/#/c/104883/>.
- [16] *OPIE*. URL: <https://github.com/indigo-dc/opie>.
- [17] S. Dal Pra. "Efficient provisioning for multi-core applications with LSF". In: *Journal of Physics: Conference Series* 664.5 (2015), p. 052008.
- [18] M. Alef, T. Cass, J. Keijser, A. McNab, S. Roiser, U. Schwickerath, and I. Sfligoi. *Machine/Job Features*. 2016.