

Non-Asymptotic Analysis of Robust Control from Coarse-Grained Identification

Stephen Tu, Ross Boczar, Andrew Packard, Benjamin Recht

December 1, 2017

Abstract

This work explores the trade-off between the number of samples required to accurately build models of dynamical systems and the degradation of performance in various control objectives due to a coarse approximation. In particular, we show that simple models can be easily fit from input/output data and are sufficient for achieving various control objectives. We derive bounds on the number of noisy input/output samples from a stable linear time-invariant system that are sufficient to guarantee that the corresponding finite impulse response approximation is close to the true system in the \mathcal{H}_∞ -norm. We demonstrate that these demands are lower than those derived in prior art which aimed to accurately identify dynamical models. We also explore how different physical input constraints, such as power constraints, affect the sample complexity. Finally, we show how our analysis fits within the established framework of robust control, by demonstrating how a controller designed for an approximate system provably meets performance objectives on the true system.

1 Introduction

Most control design relies on establishing a model of the system to be controlled. For simple physical systems, a model with reasonable fidelity can typically be constructed from knowledge of the physics at hand. However, for complex, uncertain systems, building models from first principles becomes quickly intractable and one usually resorts to fitting models from empirical input/output data. This approach naturally raises an important question: how well must we identify a system in order to control it?

In this work, we attempt to answer this question by striking a balance between system identification and robust control. We aim to identify coarse estimates of the true underlying model while coupling our estimation with precise probabilistic bounds on the inaccuracy of our estimates. With a coarse model in hand, we can use standard robust synthesis tools that take into account the derived bounds on the model uncertainty.

More precisely, given an unknown stable discrete-time plant G , we bound the error accrued by fitting a finite impulse response (FIR) approximation to G from noisy output measurements. These bounds balance the sample complexity of estimating an unknown FIR filter against the capability of such a filter to approximate the behavior of G . In particular, we show that notably short FIR filters provide a sufficient approximation to stable systems in order to ensure robust performance for a variety of control design tasks. In particular, we demonstrate considerable savings in experimental measurements as compared to other non-asymptotic schemes that aim to precisely identify G .

In the process of fitting a FIR filter, a natural question arises as to what inputs should be used to excite the unknown system. Of course, due to actuator limitations and other physical constraints, we are not free to choose any arbitrary input. Hence, we model the choice of inputs as an experiment design question, where the practitioner specifies a bounded input set and asks for the best m inputs to use to minimize FIR identification error. We propose a new optimal experiment design procedure for solving this problem, and relate it to the well studied A -optimal experiment design objective from the statistics literature [24]. This connection is used to study practical cases of input constraints. Specifically, we prove that when the inputs are ℓ_2 -power constrained, then impulse responses are the optimal choice of inputs. However, we show that is not the case when the inputs are ℓ_∞ -constrained. For ℓ_∞ constraints, we construct a deterministic set of inputs which is within a factor of 2 to the optimal solution. Combining these designs with our probabilistic bounds, we show that for estimating a length- r FIR filter G_r , as long as $m \geq 4r$, the residual \mathcal{H}_∞ error $\|G_r - \widehat{G}_r\|_\infty$ on the estimate \widehat{G}_r satisfies $\widetilde{O}(1/\sqrt{m})$ ¹ with high probability. This is a substantial improvement over the $\widetilde{O}(\sqrt{r/m})$ scaling which we show occurs in the ℓ_2 -constrained case. We also prove an information-theoretic lower bound which shows that when the true system happens to be an FIR filter, our bounds are minimax optimal up to constant factors for the given estimation problem.

Experimentally, we show that \mathcal{H}_∞ loop-shaping controller design on the estimated FIR model, using probabilistic bounds, can be used to synthesize controllers with both stability and performance guarantees on the closed loop with the true plant. We also demonstrate that our probabilistic bounds can be estimated directly from data using Monte–Carlo techniques. We hope that our results encourage further investigation into a rigorous foundation for data-driven controller synthesis.

1.1 A sample complexity bound for FIR identification

We now state our main results: upper and lower bounds on the sample complexity of FIR system identification. Let G be a stable, discrete-time SISO LTI system. Suppose we are given query access to G via independent, noisy measurements of the form

$$Y_{u,T} := (g * u)_{k=0}^{T-1} + \xi, \quad \xi \sim N(0, \sigma^2 I_T). \quad (1.1)$$

Above, g denotes the impulse response of G and T is the length of the output we observe. We assume that we are allowed to choose any input u contained within a bounded set \mathcal{U} , which is specified beforehand. From these measurements, we can approximate G by a length- r FIR filter $\widehat{G}_r(z)$ as

$$\widehat{G}_r(z) := \sum_{k=0}^{r-1} \widehat{g}_k z^{-k}, \quad (1.2)$$

where $r \leq T$, and the coefficients \widehat{g}_k are estimated from ordinary least-squares (c.f. Section 3). We note that the extra degree of freedom in allowing $r \neq T$ reduces the variance of the higher lag terms, which is a standard trick used in the system-identification literature (see e.g. Section 2 of Wahlberg et al. [30]).

The main quantity of interest in this setting is the number of timesteps needed in order to ensure that the \mathcal{H}_∞ -norm of the error $G - \widehat{G}_r$ satisfies the bound $\|G - \widehat{G}_r\|_\infty \leq \varepsilon$ with probability at least

¹The notation $\widetilde{O}(\cdot)$ suppresses dependence on polylogarithmic factors.

$1 - \delta$ over the randomness of the noise. Here, the total number of timesteps is the product of the number of queries of the form (1.1) times length of the queries. That is, the number of timesteps is $m \times T$, where m is number of measurements taken and T denotes the length of each measurement. This quantity depends on the set \mathcal{U} ; we restrict (for now) to the case where \mathcal{U} is either the unit ℓ_2 -ball or the unit ℓ_∞ -ball. These two sets comprise the most common input constraints found in the controls literature. Nevertheless, our analysis later will cover all ℓ_p -balls for $p \in [1, \infty]$.

In both cases, we must first consider the length of the FIR filter (1.2) required to ensure reasonable approximation in the \mathcal{H}_∞ -norm. We must guarantee that we are able to accurately capture the large components of the impulse response of G . Therefore, we will need some measure of how quickly the impulse response coefficients tend to zero. It turns out that the \mathcal{H}_∞ -norm of G provides a convenient proxy for the decay of the impulse response. Throughout, we will use the following sufficient bound on the truncation length:

Definition 1 (Sufficient Length Condition). *Let G be stable with stability radius $\rho \in (0, 1)$. Fix a $\varepsilon > 0$. Let $R(\varepsilon)$ be the smallest integer which satisfies*

$$R(\varepsilon) \geq \inf_{\rho < \gamma < 1} \frac{1}{1 - \gamma} \log \left(\frac{\|G(\gamma z)\|_\infty}{\varepsilon(1 - \gamma)} \right). \quad (1.3)$$

Equation (1.3) characterizes the approximation error of an FIR filter to G as a balance between the growth of $1/(1 - \gamma)$ versus the decay of the logarithm of $\|G(\gamma z)\|_\infty$, as γ varies between $(\rho, 1)$.

We first study the ℓ_2 -ball case. In this case, we will set all m inputs to an impulse; that is, $u_i = e_1$, where $e_1 \in \mathbb{R}^r$ is the first standard basis vector.

Theorem 1.1 (Main result, ℓ_2 -constrained case). *Fix an $\varepsilon > 0$ and $\delta \in (0, 1)$, and suppose that $\mathcal{U} = \{x \in \mathbb{R}^T : \|x\|_2 \leq 1\}$. Let G be stable with stability radius $\rho \in (0, 1)$, and set $r \geq R(\varepsilon/2)$ from (1.3) and $T = 2r$. Set m measurements $u_1, \dots, u_m \in \mathcal{U}$, with $u_i = e_1$ for $i = 1, \dots, m$, where $m \geq 1$ satisfies*

$$m \geq C \frac{\sigma^2 r}{\varepsilon^2} \left(\log r + \log \left(\frac{1}{\delta} \right) \right). \quad (1.4)$$

Then, with probability at least $1 - \delta$, we have $\|G - \hat{G}_r\|_\infty \leq \varepsilon$. Above, C is an absolute positive constant.

Theorem 1.1 states that the number of timesteps to achieve identification error ε with ℓ_2 -constrained inputs scales as $\tilde{O}(\sigma^2 r^2 / \varepsilon^2)$ in the regime when $\sigma / \varepsilon \gg 1$. It also turns out that this input ensemble is optimal for the ℓ_2 -ball case, which we will discuss shortly.

We next turn to the ℓ_∞ -ball case. In this case, we take $m = 2n$ to be an even number, and construct the measurement ensemble

$$u_{i,t}^{(c)} = \cos \left(\frac{2\pi i t}{n} \right) \quad \text{and} \quad u_{i,t}^{(s)} = \sin \left(\frac{2\pi i t}{n} \right) \quad \text{for } i = 0, \dots, n - 1. \quad (1.5)$$

With this measurement ensemble, we prove the following result for ℓ_∞ -constraints.

Theorem 1.2 (Main result, ℓ_∞ -constrained case). *Fix an $\varepsilon > 0$ and $\delta \in (0, 1)$, and suppose that $\mathcal{U} = \{x \in \mathbb{R}^T : \|x\|_\infty \leq 1\}$. Let G be stable with stability radius $\rho \in (0, 1)$, and set $r \geq R(\varepsilon/2)$ from (1.3) and $T = 2r$. Set m measurements as described in (1.5), where $m \geq 4r$ satisfies*

$$m \geq C \frac{\sigma^2}{\varepsilon^2} \left(\log r + \log \left(\frac{1}{\delta} \right) \right). \quad (1.6)$$

Then, with probability at least $1 - \delta$, we have $\|G - \widehat{G}_r\|_\infty \leq \varepsilon$. Above, C is an absolute positive constant.

In the regime when $\sigma/\varepsilon \gg 1$, Theorem 1.2 states that the number of timesteps to achieve identification error ε with ℓ_∞ -constrained inputs scales as $\widetilde{O}(\sigma^2 r/\varepsilon^2)$. This is substantially more efficient than the complexity $\widetilde{O}(\sigma^2 r^2/\varepsilon^2)$ which arises in the ℓ_2 -constrained case. We conclude by noting that this particular input ensemble is optimal for the ℓ_∞ -ball case up to constants, which we turn our attention to now.

For the lower bound, we assume that G itself is an length- r FIR filter. We consider the general case when all m inputs are constrained to a unit ℓ_p -ball, where $p \in [1, \infty]$.

Theorem 1.3 (Main result, minimax risk lower bound). *Fix a $p \in [1, \infty]$ and $r \geq 16$. Suppose that $m \geq 1$ measurements $u_1, \dots, u_m \in \mathbb{R}^T$ are fixed beforehand, with $T = 2r$ and $\|u_i\|_p \leq 1$ for all $i = 1, \dots, m$. Let \mathcal{H}_r denote the space of all length- r FIR filters. We have that*

$$\inf_{\widehat{G}} \sup_{G \in \mathcal{H}_r} \mathbb{E} \|\widehat{G} - G\|_\infty \geq C\sigma \sqrt{\frac{r^{2/\max(p,2)} \log r}{m}}, \quad (1.7)$$

where the infimum ranges over all measurable functions $\widehat{G} : \otimes_{k=1}^m \mathbb{R}^T \rightarrow \mathcal{H}_r$, and C is an absolute positive constant.

In view of Theorem 1.3, we see that the rates prescribed by Theorem 1.1 for the ℓ_2 -constrained case and by Theorem 1.2 for the ℓ_∞ -constrained case are minimax optimal up to constant factors. We conclude by noting that our choice of $T = 2r$ is arbitrary. Indeed, the same results hold for $T = \lceil (1 + \varepsilon)r \rceil$ for any fixed $\varepsilon > 0$, which only a change in the constant factors.

2 Related Work

2.1 Transfer function identification

Estimating the transfer function of a linear time-invariant system from input/output pairs has been studied in various forms in both the controls literature [17, 18] and the statistics literature [8, 10, 28], where it is closely related to estimating the coefficients of a stable autoregressive (AR) process. The main difference between our work and that of autoregressive estimation is that we assume the noise process driving the system is chosen by the practitioner (which we denote as the input to the system), and the stochastic component enters only during the output of the system. This simplifying assumption allows us to provide stronger non-asymptotic guarantees. Also by making prior assumptions on the stability radius of the underlying system, we circumvent the delicate issue of model order selection; a similar assumption is made in [10].

Most closely related to our work is that of Goldenshluger [9], where he considers the problem of estimating the impulse response coefficients of a stable SISO LTI system. Goldenshluger provides upper and lower bounds on the ℓ_p -error when the residual between the estimate and the true coefficients is treated as a sequence in ℓ_p for $p \in [1, \infty]$. The main difference between Goldenshluger's setting and ours is that he restricts himself to the case when the input u is ℓ_∞ -constrained, and furthermore assumes only a single realization is available. On the other hand, we make assumption that multiple independent realizations of the system are available, which is reasonable in a controlled laboratory setting. This assumption simplifies the analysis and allows us to study more general ℓ_p -constrained inputs.

2.2 System identification

We now turn our attention to system identification, where the classical results can be found in [16]. Sample complexity guarantees in the system identification literature often require strong assumptions, which are difficult to verify. Most analyses are asymptotic and are based on the idea of *persistence of excitation* or *mixing* [19, 29]. There has been some progress in estimating the sample complexity of dynamical system identification using machine learning tools [4, 29], but such results typically yield pessimistic sample complexity bounds that are exponential in the degree of the linear system or other relevant quantities.

Two recent results provide polynomial sample complexity for identifying linear dynamical systems. Shah et al. [27] show that if certain frequency domain measurements are obtained from a linear dynamical system, then the system can be approximately identified by solving a second-order cone programming problem. The degree of the estimated IIR system scales as $(1 - \rho(A))^{-2}$ where $\rho(A)$ denotes the stability radius. Similarly, Hardt et al. [11] show that one can estimate an IIR system from time domain observations with a number of measurements polynomial in $(1 - \rho(A))^{-2}$, under the assumption that the impulse response coefficients $\{g_k\}_{k \geq 0}$ satisfy the decay law $|g_k| \leq C\rho(A)^k$, where C is considered a constant independent of the degree of the system. In this work, we show that under the same decay assumption, a considerably smaller FIR approximation with degree $\tilde{O}((1 - \rho(A))^{-1})$ suffices to complete many control design tasks.

2.3 Robust control

Classical robust control literature focuses much of its effort on designing a controller while taking into account fixed bounds on the uncertainty in the model. There are numerous algorithms for controller synthesis under various uncertainty specifications, such as coprime factor uncertainty [20] or state-space uncertainty [23]. However, there are only a few branches of the robust control literature that couple identification to control design, and the identification procedure best suited for a particular control synthesis scheme is usually not specified.

2.4 \mathcal{H}_∞ identification and gain estimation

Most related to our work is the literature on \mathcal{H}_∞ identification. In this literature, noisy input/output data from an unknown stable linear time-invariant (LTI) plant is collected in either the frequency or time domain; the goal is often to estimate a model with low \mathcal{H}_∞ error. For frequency domain algorithms, see e.g. [12, 13], and for time domain algorithms, see e.g. [6]. A comprehensive review of this line of work is given by Chen and Gu [5].

The main difference between the \mathcal{H}_∞ identification literature and our work is that we assume a probabilistic noise model instead of worst-case (adversarial), and we assume that our identification algorithm is allowed to pick its inputs to the plant G . As we will see, these simplifying assumptions lead to simple algorithms, straightforward analysis, and finite-time sample complexity guarantees.

Another related line of work is the use of the power method [25, 30] for estimating the \mathcal{H}_∞ -norm of an unknown SISO plant. The key insight is that in the SISO case, a time-reversal trick can be applied to effectively query the system $G^* \circ G$, where G^* denotes the adjoint system. This approach is appealing, since the power method is known to converge exponentially quickly to the leading eigenvector. However, the leading factor in the convergence rate is the ratio of λ_1/λ_2 , and hence providing a finite-time guarantee of this method would require a non-asymptotic analysis of the rate of convergence of the *second* singular value of finite sections of a Toeplitz operator.

2.5 Norms of random polynomials

A significant portion of our analysis relies on bounding the norms of random trigonometric polynomials of the form $Q(z) = \sum_{k=0}^{r-1} \varepsilon_k z^k$. The study of the supremum norm of random finite degree polynomials was first initiated by Salem and Zygmund [26], who studied the setting where the coefficients are drawn from a symmetric Bernoulli distribution supported on $\{\pm 1\}$. Later, Kahane [15] proved that when the coefficients are distributed as an isotropic Gaussian, then with probability at least $1 - \delta$, $\|Q\|_\infty \leq O(\sqrt{r \log(r/\delta)})$. More recently, Meckes [21] extended this result to hold for independent sub-Gaussian random variables by employing standard tools from probability in Banach spaces. In Section 3, we extend these results to the case when the coefficients follow a non-isotropic Gaussian distribution. This is important because it allows us to reduce the overall error of our estimate by using non-isotropic covariance matrices from experiment design.

3 System Identification of Finite Impulse Responses

Recall from Section 1.1 that we are given query access to G via the form

$$Y_{u,T} = (g * u)_{k=0}^{T-1} + \xi, \quad \xi \sim N(0, \sigma^2 I_T),$$

where $u \in \mathcal{U}$ for some fixed set \mathcal{U} . Therefore, the ratio of some measure of the size of \mathcal{U} to σ serves as the signal-to-noise (SNR) ratio for our setting. In what follows, we will always assume \mathcal{U} is a unit ℓ_p -ball for $p \in [1, \infty]$.

Fix a set of m inputs $u_1, \dots, u_m \in \mathcal{U}$. Given a realization of $\{Y_{u_k,T}\}_{k=1}^m$, we can estimate the first T coefficients $\{g_k\}_{k=0}^{T-1}$ of $G(z) = \sum_{k=0}^{\infty} g_k z^{-k}$ via ordinary least-squares (OLS). Calling the vector $Y := (Y_{u_1,T}, \dots, Y_{u_m,T}) \in \mathbb{R}^{Tm}$, it is straightforward to show that the least squares estimator $\hat{g}_{0:T-1}$ is given by

$$\hat{g}_{0:T-1} := \begin{bmatrix} \hat{g}_0 \\ \hat{g}_1 \\ \vdots \\ \hat{g}_{T-1} \end{bmatrix} = (Z^\top Z)^{-1} Z^\top Y, \quad Z := \begin{bmatrix} \text{Toep}(u_1) \\ \vdots \\ \text{Toep}(u_m) \end{bmatrix} \in \mathbb{R}^{Tm \times T}.$$

Let us clarify the $\text{Toep}(u)$ notation. For a vector $u \in \mathbb{R}^T$, $\text{Toep}(u)$ is the $T \times T$ lower-triangular Toeplitz matrix where the first column is equal to u . Later on, we will use the notation $\text{Toep}_{a \times b}(u)$, where a, b are positive integers. This is to be interpreted as the upper left $a \times b$ section of the semi-infinite lower-triangular Toeplitz matrix form by treating u as a zero-padded sequence in $\mathbb{R}^{\mathbb{N}}$.

Above, we assume the matrix $Z^\top Z$ is invertible, which we will ensure in our analysis. From $\hat{g}_{0:T-1}$, we form the estimated finite impulse response \hat{G}_r for any $r \leq T$ as $\hat{G}_r(z) := \sum_{k=0}^{r-1} \hat{g}_k z^{-k}$. The Gaussian output noise assumption means that the error vector $\hat{g}_{0:T-1} - g_{0:T-1}$ is distributed $N(0, \sigma^2 (Z^\top Z)^{-1})$, and hence $\hat{G}_r - G_r$ is equal in distribution to the random polynomial $Q(z) = \sum_{k=0}^{r-1} \varepsilon_k z^{-k}$ with $\varepsilon \sim N(0, \sigma^2 E_r (Z^\top Z)^{-1} E_r^\top)$, where $E_r := [I_r \quad 0_{r \times (T-r)}] \in \mathbb{R}^{r \times T}$. Here, $G_r(z) := \sum_{k=0}^{r-1} g_k z^{-k}$ is the length- r FIR truncation of G . Since the covariance matrix will play a critical role in our analysis to follow, we introduce the notation

$$\Sigma(u) := \sum_{k=1}^m \text{Toep}(u_k)^\top \text{Toep}(u_k), \quad (3.1)$$

where m will be clear from context. We will also use the shorthand notation $[M]_{[r]}$, to refer to the $r \times r$ matrix $E_r M E_r^\top$ for any $T \times T$ matrix M .

The roadmap for this section is as follows. In Section 3.1, we characterize the behavior of the random quantity $\|Q\|_\infty$ as a function of the covariance matrix $\sigma^2 \Sigma(u)^{-1}$ and the polynomial degree r . Next, we study in Section 3.2 the problem of experiment design for choosing the best inputs u_1, \dots, u_m to minimize the error $\|Q\|_\infty$. Using these results, we give upper bounds for FIR identification with ℓ_p -constrained inputs in Section 3.3. We then combine these results and prove in Section 3.4 the main results from Theorem 1.1 and Theorem 1.2. Finally, we prove the minimax risk lower bound from Theorem 1.3 in Section 3.5.

Process noise. Before we begin our analysis, we note that our upper bounds easily extend to the case where process noise enters the system through the same channel as the input. Specifically, suppose the input signal is corrupted by $\zeta \sim N(0, \sigma_n^2 I_T)$ which is independent of the output noise ξ , and instead of observing $Y_{u,T}$ we observe

$$\tilde{Y}_{u,T} = (g * \tilde{u})_{k=0}^{T-1} + \xi, \quad \tilde{u} := u + \zeta.$$

In this setting, the error vector $\hat{g}_{0:T-1} - g_{0:T-1}$ of the least-squares estimator on $\{\tilde{Y}_{u_k,T}\}_{k=1}^m$ is distributed

$$N(0, \Lambda), \quad \Lambda := (Z^\top Z)^{-1} Z^\top (\sigma_n^2 \text{Toep}_{T \times T}(g) \text{Toep}_{T \times T}(g)^\top + \sigma^2 I_T) Z (Z^\top Z)^{-1}.$$

Since g is the impulse response of a stable system, $\|\text{Toep}_{T \times T}(g)\| \leq \|G\|_\infty$, and therefore $\Lambda \preccurlyeq (\sigma_n^2 \|G\|_\infty^2 + \sigma^2) (Z^\top Z)^{-1}$. Thus, the upper bounds carry over to this process noise setting with the variable substitution $\sigma^2 \leftarrow \sigma_n^2 \|G\|_\infty^2 + \sigma^2$. The modification to the lower bounds in this setting is more delicate, and we leave this to future work.

3.1 A concentration result for the error polynomial

We first address the behavior of the error $\|Q\|_\infty$. Our main tool is a discretization result from Bhaskar et al. [1]:

Lemma 3.1 (Bhaskar et al. [1]). *Let $Q(z) := \sum_{k=0}^{r-1} \varepsilon_k z^{-k}$, where $\varepsilon_k \in \mathbb{C}$. For any $N \geq 4\pi r$,*

$$\|Q\|_\infty \leq \left(1 + \frac{4\pi r}{N}\right) \max_{k=0, \dots, N-1} |Q(e^{j2\pi k/N})|.$$

Lemma 3.1 immediately reduces controlling the \mathcal{H}_∞ -norm of a finite-degree polynomial to controlling the maxima of a finite set of points on the torus. Hence, upper bounding the expected value of $\|Q\|_\infty$ and showing concentration is straightforward. Before we state the result, we define some useful notation which we will use throughout this section. For a $z \in \mathbb{C}$, define the vector of monomials $\varphi(z)$ as

$$\varphi(z) := (1, z, z^2, \dots, z^{r-1}) \in \mathbb{C}^r, \quad \varphi_1(z) := \text{Re}\{\varphi(z)\}, \quad \varphi_2(z) := \text{Im}\{\varphi(z)\}, \quad (3.2)$$

where the length r will be implicit from context.

Lemma 3.2. Let $\varepsilon \sim N(0, V)$ where $\varepsilon \in \mathbb{R}^r$, and put $Q(z) = \sum_{k=0}^{r-1} \varepsilon_k z^{-k}$. Define for $\ell = 1, 2$,

$$\eta_\ell^2 := \sup_{z \in \mathbb{T}} \varphi_\ell(z)^\top V \varphi_\ell(z). \quad (3.3)$$

We have that

$$\mathbb{E} \|Q\|_\infty \leq 4\sqrt{2}\eta\sqrt{\log(8\pi r)}, \quad (3.4)$$

where $\eta := \max(\eta_1, \eta_2)$. Furthermore, with probability at least $1 - \delta$, we have

$$\|Q\|_\infty \leq 4\sqrt{2}\eta(\sqrt{\log(8\pi r)} + \sqrt{\log(2/\delta)}). \quad (3.5)$$

Proof. Set $N = 4\pi r$ and invoke Lemma 3.1 to conclude that

$$\begin{aligned} \|Q\|_\infty &\leq 2 \max_{k=0, \dots, 4\pi r-1} |Q(e^{jk/2r})| \\ &= 2 \max_{k=0, \dots, 4\pi r-1} |\langle \varphi(e^{jk/2r}), \varepsilon \rangle| \\ &\leq 2 \max_{k=0, \dots, 4\pi r-1} |\langle \varphi_1(e^{jk/2r}), \varepsilon \rangle| + 2 \max_{k=0, \dots, 4\pi r-1} |\langle \varphi_2(e^{jk/2r}), \varepsilon \rangle|. \end{aligned}$$

We first prove (3.4) by bounding $\mathbb{E} \max_{k=0, \dots, 4\pi r-1} |\langle \varphi_\ell(e^{jk/2r}), \varepsilon \rangle|$ for $\ell = 1, 2$. For a fixed k , we have that $\langle \varphi_\ell(e^{jk/2r}), \varepsilon \rangle \sim N(0, \varphi_\ell(e^{jk/2r})^\top V \varphi_\ell(e^{jk/2r}))$. By standard results for expected maxima of Gaussian random variables, we have

$$\begin{aligned} \mathbb{E} \max_{k=0, \dots, 4\pi r-1} |\langle \varphi_\ell(e^{jk/2r}), \varepsilon \rangle| &\leq \max_{k=0, \dots, 4\pi r-1} \sqrt{\varphi_\ell(e^{jk/2r})^\top V \varphi_\ell(e^{jk/2r})} \sqrt{2 \log(8\pi r)} \\ &\leq \eta \sqrt{2 \log(8\pi r)}. \end{aligned}$$

This yields (3.4).

For (3.5), using standard concentration results for suprema of Gaussian processes (see e.g. [3]), we have that with probability at least $1 - \delta$,

$$\begin{aligned} \max_{k=0, \dots, 4\pi r-1} |\langle \varphi_\ell(e^{jk/2r}), \varepsilon \rangle| &\leq \mathbb{E} \max_{k=0, \dots, 4\pi r-1} |\langle \varphi_\ell(e^{jk/2r}), \varepsilon \rangle| + \eta \sqrt{2 \log(1/\delta)} \\ &\leq \eta \sqrt{2 \log(8\pi r)} + \eta \sqrt{2 \log(1/\delta)}. \end{aligned}$$

The claim (3.5) now follows from a union bound. \square

Note that when $V = I$, $\eta^2 \leq r$ which recovers the known results from [15] up to constants. Furthermore, when V is diagonal, $\eta^2 \leq \mathbf{Tr}(V)$. We will exploit this result in the sequel.

3.2 Experiment design

We now consider the problem of choosing a set of inputs $u \in \mathcal{U}$ in order to minimize the expected error of the residual polynomial. Fixing the number of inputs m , the input constraint set \mathcal{U} , and recalling the definition of the covariance $\Sigma(u)$ from (3.1), the optimal experiment design problem is

$$\underset{u_1, \dots, u_m \in \mathcal{U}}{\text{minimize}} \mathbb{E}_{\varepsilon \sim N(0, [\Sigma(u)^{-1}]_{[r]})} \|Q\|_\infty. \quad (3.6)$$

In (3.6) and the sequel, if the covariance matrix $\Sigma(u)$ is not invertible then we assign the function value $+\infty$. Problem (3.6) is difficult to solve as written because the expected value does not have a form which is easy to work with computationally. The following design problem provides a good approximation of (3.6). Let $\{z_1, \dots, z_s\} \subseteq \mathbb{T}$ denote a grid of s points on \mathbb{T} . Consider the problem

$$\underset{u_1, \dots, u_m \in \mathcal{U}}{\text{minimize}} \max_{\substack{1 \leq k \leq s \\ \ell=1,2}} \varphi_\ell(z_k)^\top [\Sigma(u)^{-1}]_{[r]} \varphi_\ell(z_k). \quad (3.7)$$

The objective (3.7) minimizes the maximum pointwise variance of $Q(z)$ over all points on the grid $\{z_1, \dots, z_s\}$. If the grid is uniformly spaced and $s \geq 4\pi r$, then by Lemma 3.1 we can interpret (3.7) as minimizing an upper bound to the objective function in (3.6), since

$$\begin{aligned} \mathbb{E}_{\varepsilon \sim N(0, [\Sigma(u)^{-1}]_{[r]})} \|Q\|_\infty &\leq (1 + 4\pi r/s) \mathbb{E} \max_{1 \leq k \leq s} |\langle \varphi(z_k), \varepsilon \rangle| \\ &\leq (1 + 4\pi r/s) \sqrt{2 \log(2s)} \sum_{\ell=1}^2 \max_{1 \leq k \leq s} \sqrt{\varphi_\ell(z_k)^\top [\Sigma(u)^{-1}]_{[r]} \varphi_\ell(z_k)}. \end{aligned} \quad (3.8)$$

However, (3.7) is non-convex in the u_i 's. A convex version of the problem can be written by choosing m_0 inputs $u_1, \dots, u_{m_0} \in \mathcal{U}$ and solving the semidefinite program (SDP)

$$\underset{\lambda \in \mathbb{R}^{m_0}}{\text{minimize}} \max_{\substack{1 \leq k \leq s \\ \ell=1,2}} \varphi_\ell(z_k)^\top [\Sigma^{-1}]_{[r]} \varphi_\ell(z_k) \text{ s.t. } \Sigma = \sum_{i=1}^{m_0} \lambda_i \text{Toep}(u_i)^\top \text{Toep}(u_i), \lambda^\top \mathbf{1} = 1, \lambda \geq 0. \quad (3.9)$$

(3.9) is a convex program and can be solved with any off-the-shelf solver such as MOSEK [22].

We now study two special cases of \mathcal{U} to show how input constraints can affect design. We first observe that when $\Sigma(u)$ is diagonal, continuing the estimates from (3.8), we have the following upper bound which holds since $\|\varphi_\ell(z)\|_\infty \leq 1$,

$$\mathbb{E}_{\varepsilon \sim N(0, [\Sigma(u)^{-1}]_{[r]})} \|Q\|_\infty \leq (1 + 4\pi r/s) 2\sqrt{2 \log(2s) \mathbf{Tr}([\Sigma(u)^{-1}]_{[r]})}. \quad (3.10)$$

Even though (3.10) only holds when $\Sigma(u)$ is diagonal, it motivates us to consider the standard A -optimal design problem

$$\underset{u_1, \dots, u_m \in \mathcal{U}}{\text{minimize}} \mathbf{Tr}([\Sigma(u)^{-1}]_{[r]}). \quad (3.11)$$

An advantage of (3.11) versus (3.7) is that the reduced complexity of the objective function allows us to make statements about optimality when \mathcal{U} is an ℓ_p -ball. The analogous SDP relaxation of (3.11), similar to (3.9), is also more efficient to implement in practice for more general \mathcal{U} 's.

Let $F_p^*(T, r)$ denote the optimal value of (3.11) with $\mathcal{U} = B_p^T$ for $p \in [1, \infty]$, where B_p^T denotes the unit ℓ_p -ball in \mathbb{R}^T . We will always assume $T \geq r$. It is not hard to show that $F_p^*(T, r)$ is finite and the value is attained (and hence $\Sigma(u)$ at the optimum is invertible). We will now show the following statements about (3.11):

- (a) When $p \in [1, 2]$, the optimal solution is to set $u_i = e_1$, $i = 1, \dots, m$.
- (b) When $p \in (2, \infty]$, we can solve (3.11) to within a factor of two of optimal by convex programming.
- (c) When $p = \infty$, we can give an exact closed form solution for (3.11) in the special case when $r = 2^n$ with $n \geq 0$, $T = 2^k r$ with $k \geq 1$, and m is a multiple of T .

3.2.1 A -optimal design for ℓ_p -balls

We first prove a lower bound on the optimal objective value $F_p^*(T, r)$. To do this, we use the following linear algebra fact.

Lemma 3.3. *Let A be an $n \times n$ positive definite matrix. We have that*

$$\mathbf{Tr}(A^{-1}) \geq \sum_{i=1}^n A_{ii}^{-1}.$$

Proof. This proof is due to Mateusz Wasilewski [31].

By the Schur-Horn theorem, we know that the eigenvalues of A majorize the diagonal of A , i.e.

$$\sum_{i=1}^k A_{ii} \leq \sum_{i=1}^k \lambda_i(A), \quad k = 1, \dots, n, \quad \sum_{i=1}^n A_{ii} = \sum_{i=1}^n \lambda_i(A).$$

The function $x \mapsto 1/x$ is convex for $x > 0$. This allows us to apply Karamata's inequality, from which the claim immediately follows. \square

Lemma 3.3 immediately yields an optimization problem which lower bounds the optimal value F_p^* .

Lemma 3.4. *For all $p \in [2, \infty]$, we have that*

$$F_p^*(T, r) \geq \frac{1}{m} \inf_{\substack{w \in \mathbb{R}^T \\ \|w\|_{p/2} \leq 1, w \geq 0}} \sum_{i=1}^r \left[\sum_{\ell=1}^{T-r+i} w_\ell \right]^{-1} := \frac{1}{m} D_p(T, r). \quad (3.12)$$

Proof. We have that

$$\begin{aligned} F_p^*(T, r) &= \inf_{\substack{u_1, \dots, u_m \in \mathbb{R}^T \\ \|u_i\|_p \leq 1 \\ \det \Sigma(u) \neq 0}} \mathbf{Tr}([\Sigma(u)^{-1}]_{[r]}) \stackrel{(a)}{\geq} \inf_{\substack{u_1, \dots, u_m \in \mathbb{R}^T \\ \|u_i\|_p \leq 1 \\ \det \Sigma(u) \neq 0}} \mathbf{Tr}([\Sigma(u)]_{[r]}^{-1}) \stackrel{(b)}{\geq} \inf_{\substack{u_1, \dots, u_m \in \mathbb{R}^T \\ \|u_i\|_p \leq 1 \\ \det \Sigma(u) \neq 0}} \sum_{i=1}^r \Sigma(u)_{ii}^{-1} \\ &\stackrel{(c)}{\geq} \inf_{\substack{u_1, \dots, u_m \in \mathbb{R}^T \\ \|u_i\|_p \leq 1}} \sum_{i=1}^r \Sigma(u)_{ii}^{-1} = \inf_{\substack{u_1, \dots, u_m \in \mathbb{R}^T \\ \|u_i\|_p \leq 1}} \sum_{i=1}^r \left[\sum_{k=1}^m \sum_{\ell=1}^{T-r+i} (u_k)_\ell^2 \right]^{-1} \stackrel{(d)}{=} \frac{1}{m} \inf_{\substack{u \in \mathbb{R}^T \\ \|u\|_p \leq 1}} \sum_{i=1}^r \left[\sum_{\ell=1}^{T-r+i} u_\ell^2 \right]^{-1} \\ &\stackrel{(e)}{=} \frac{1}{m} \inf_{\substack{w \in \mathbb{R}^T \\ \|w\|_{p/2} \leq 1, w \geq 0}} \sum_{i=1}^r \left[\sum_{\ell=1}^{T-r+i} w_\ell \right]^{-1}. \end{aligned}$$

Above, (a) follows since for any positive definite matrix M , $[M^{-1}]_{[r]} \succcurlyeq [M]_{[r]}^{-1}$ (see e.g. Equation (3.2.27) of [14]), combined with the fact that trace is operator monotone, (b) follows from Lemma 3.3, (c) follows since the infimum is over a larger set, (d) follows by the symmetry of the objective function with respect to u_1, \dots, u_m , and (e) follows by a simple reparameterization. \square

Before we proceed, a couple of remarks are in order. First, it is clear that $D_\infty(T, r) = H_T - H_{T-r} = \Theta(\log(T/(T-r)))$, where H_n is the n -th Harmonic number. This is achieved by setting $w = \mathbf{1}$. Second, it is straightforward to show (e.g. by the KKT conditions) that $D_2(T, r) = r$, which is achieved by setting $w = e_1$. When $p \in (2, \infty)$, the optimal u will be an interpolation between $w = \mathbf{1}$ and $w = e_1$. To the best of our knowledge, there is no simple closed form formula for w in the general case. However, we prove the following upper and lower bound on $D_p(T, r)$.

Lemma 3.5. *When $p > 2$, we have that*

$$(T - r + 1)^{2/p}(H_T - H_{T-r}) \leq D_p(T, r) \leq T^{2/p}(H_T - H_{T-r}).$$

Proof. Set $p' = p/2$ and let q' denote its conjugate pair. The upper bound follows by plugging in the feasible vector $w = \mathbf{1}_T / \|\mathbf{1}_T\|_{p'}$. The lower bound follows by the chain of inequalities

$$\begin{aligned} D_p(T, r) &= \inf_{\substack{w \in \mathbb{R}^T \\ \|w\|_{p'} \leq 1, w \geq 0}} \sum_{i=1}^r \left[\sum_{\ell=1}^{T-r+i} w_\ell \right]^{-1} \geq \sum_{i=1}^r \inf_{\substack{w \in \mathbb{R}^T \\ \|w\|_{p'} \leq 1, w \geq 0}} \left[\sum_{\ell=1}^{T-r+i} w_\ell \right]^{-1} \\ &= \sum_{i=1}^r \left[\sup_{\substack{w \in \mathbb{R}^T \\ \|w\|_{p'} \leq 1, w \geq 0}} \sum_{\ell=1}^{T-r+i} w_\ell \right]^{-1} = \sum_{i=1}^r \frac{1}{\|\mathbf{1}_{T-r+i}\|_{q'}} \\ &= \sum_{i=1}^r \left(\frac{1}{T-r+i} \right)^{1-1/p'} = \sum_{i=T-r+1}^T \left(\frac{1}{i} \right)^{1-1/p'} \\ &= \sum_{i=T-r+1}^T \frac{1}{i} i^{1/p'} \geq (T-r+1)^{1/p'} \sum_{i=T-r+1}^T \frac{1}{i} \\ &= (T-r+1)^{1/p'} (H_T - H_{T-r}). \end{aligned}$$

□

Lemma 3.5 implies that if e.g. $T = 2r$, then $D_p(2r, r) = \Theta(r^{2/p} \log r)$. We now use the lower bound on $F_2^*(T, r)$ to show that in the regime $p \in [1, 2]$, we can solve the problem (3.11) exactly.

Lemma 3.6. *For $p \in [1, 2]$, we have that $F_p^*(T, r) = \frac{r}{m}$, which is achieved by setting $u_1 = \dots = u_m = e_1$.*

Proof. For $u_1 = \dots = u_m = e_1$, it is immediate to verify that $\Sigma(u) = mI$, which yields $\mathbf{Tr}(\Sigma(u)^{-1}) = \frac{r}{m}$. Hence by Lemma 3.4, for the $p = 2$ case, $\frac{r}{m} \geq F_2^*(T, r) \geq \frac{1}{m} D_2(T, r) = \frac{r}{m}$. On the other hand, since e_1 is feasible for all ℓ_p -balls and since $B_p^T \subseteq B_2^T$ for $p \in [1, 2]$, $\frac{r}{m} \geq F_p^*(T, r) \geq F_2^*(T, r) = \frac{r}{m}$. □

The remainder of this section will focus on the regime when $p > 2$. In this case, $D_p(T, r)$ is a convex program, and for each fixed T, r, p , one can quickly solve for the optimal value numerically. Our goal now is to use utilize this numerical solution for approximating the experiment design problem. Specifically, we show how we can choose m inputs of length T via convex programming such that $\mathbf{Tr}([\Sigma(u)^{-1}]_{[r]}) = \frac{2}{m} D_p(T, r)$. Recall by Lemma 3.4, that $F_p^*(T, r) \geq \frac{1}{m} D_p(T, r)$. Hence, we can always recover a solution that is within a factor of two of the optimal solution by convex

programming. The loss of a factor of two is due to the real-valued nature of the inputs: if complex-valued inputs were allowed then our solution would be exact.

Before we can state the result, we need a few auxiliary lemmas and notation. For two vectors $x, y \in \mathbb{C}^T$, we let the notation $x \odot y = (x_1 y_1, \dots, x_T y_T) \in \mathbb{C}^T$ denote the vector formed by the element wise product of the entries. The next lemma states that when we form a (Hermitian) covariance matrix from weighted sinusoidal inputs, the resulting covariance matrix has a simple diagonal structure.

Lemma 3.7. *Fix positive integers T, n with $n \geq T$. Define $z_i = e^{2\pi j i/n}$ for $i = 0, \dots, n-1$. Fix any weighting $w \in \mathbb{C}^T$. We have that*

$$M := \sum_{i=0}^{n-1} \text{Toep}(w \odot \varphi(z_i))^* \text{Toep}(w \odot \varphi(z_i)) = n \text{diag} \left(\sum_{i=1}^T |w_i|^2, \sum_{i=1}^{T-1} |w_i|^2, \dots, |w_1|^2 \right), \quad (3.13)$$

Proof. To ease indexing notation, we zero index the coefficients of w in the proof. Define the matrix $M_z := \text{Toep}(w \odot \varphi(z))^* \text{Toep}(w \odot \varphi(z))$. Let us compute the entries of $(M_z)_{k,\ell}^{T-1}$ for $z = e^{j\theta}$. Assuming $k < \ell$, we have that

$$(M_z)_{k,\ell} = \left(\sum_{m=0}^{T-(\ell+1)} \bar{w}_{\ell-k+m} w_m \right) e^{-j\theta(\ell-k)}.$$

Now summing over the z_i 's,

$$\begin{aligned} M_{k,\ell} &= \sum_{i=0}^{n-1} (M_{z_i})_{k,\ell} = \left(\sum_{m=0}^{T-(\ell+1)} \bar{w}_{\ell-k+m} w_m \right) \sum_{i=0}^{n-1} e^{-j \frac{2\pi j i}{n} (\ell-k)} \\ &= \left(\sum_{m=0}^{T-(\ell+1)} \bar{w}_{\ell-k+m} w_m \right) \frac{1 - e^{-2\pi j (\ell-k)}}{1 - e^{-\frac{2\pi j}{n} (\ell-k)}} = 0. \end{aligned}$$

Above, the last inequality holds because we assumed $n \geq T$. Since M_z is Hermitian, $(M_z)_{\ell,k} = \overline{(M_z)_{k,\ell}} = 0$, and therefore we have that M is a diagonal matrix. The diagonal entries are simply given by

$$M_{kk} = n \sum_{i=1}^{T-k+1} |w_i|^2.$$

The claim now follows. \square

The weighting vector w from Lemma 3.7 will be useful when we consider inputs constrained by general ℓ_p -balls. We now state a lemma which will allow us to work with purely real-valued input signals by splitting the signals up into the real and imaginary parts, at an expense of a factor of two. This is where our sub-optimality enters in.

Lemma 3.8. *Fix positive integers m, n, T , and suppose that $m = 2n$ and $n \geq T$. Also fix any $w \in \mathbb{R}^T$. Let $z_i = e^{2\pi j i/n}$ for $i = 0, \dots, n-1$. Define the vectors u_0, \dots, u_{n-1} and u_n, \dots, u_{2n-1} as*

$$u_i = \text{Re}\{w \odot \varphi(z_i)\}, \quad u_{n+i} = \text{Im}\{w \odot \varphi(z_i)\}, \quad i = 0, \dots, n-1.$$

We have that

$$\Sigma(u) = \frac{m}{2} \text{diag} \left(\sum_{i=1}^T |w_i|^2, \sum_{i=1}^{T-1} |w_i|^2, \dots, |w_1|^2 \right). \quad (3.14)$$

Proof. We observe that for any complex matrix X ,

$$\text{Re}\{X^* X\} = \text{Re}\{X\}^\top \text{Re}\{X\} + \text{Im}\{X\}^\top \text{Im}\{X\}.$$

Furthermore, $\text{Re}\{\text{Toep}(u)\} = \text{Toep}(\text{Re}\{u\})$ and similarly $\text{Im}\{\text{Toep}(u)\} = \text{Toep}(\text{Im}\{u\})$. Hence,

$$\begin{aligned} & \text{Re}\{\text{Toep}(w \odot \varphi(z_i))^* \text{Toep}(w \odot \varphi(z_i))\} \\ &= \text{Toep}(\text{Re}\{w \odot \varphi(z_i)\})^\top \text{Toep}(\text{Re}\{w \odot \varphi(z_i)\}) + \text{Toep}(\text{Im}\{w \odot \varphi(z_i)\})^\top \text{Toep}(\text{Im}\{w \odot \varphi(z_i)\}). \end{aligned}$$

Therefore, we have the identity

$$\Sigma(u) = \text{Re} \left\{ \sum_{i=0}^{n-1} \text{Toep}(w \odot \varphi(z_i))^* \text{Toep}(w \odot \varphi(z_i)) \right\}.$$

The claim now follows from Lemma 3.7. \square

We are finally ready to define the input ensemble which approximately solves the A -optimal experimental design problem in the $p \in (2, \infty]$ regime. For any $p \in (2, \infty]$, define the vector $w_p(T, r) \in \mathbb{R}^T$ as any vector which achieves the infimum in the optimization problem defining $D_p(T, r)$ before re-parameterization, i.e. $w_p(T, r)$ satisfies $\|w_p(T, r)\|_p \leq 1$ and

$$\sum_{i=1}^r \left[\sum_{\ell=1}^{T-r+i} (w_p(T, r))_\ell^2 \right]^{-1} = D_p(T, r).$$

Recall that $w_p(T, r)$ can be solved for numerically via convex optimization.

Lemma 3.9. Fix positive integers m, n, T , and suppose that $m = 2n$ and $n \geq T$. Let $z_i = e^{2\pi j i/n}$ for $i = 0, \dots, n-1$. Define the vectors u_0, \dots, u_{n-1} and u_n, \dots, u_{2n-1} as

$$u_i = \text{Re}\{w_p(T, r) \odot \varphi(z_i)\}, \quad u_{n+i} = \text{Im}\{w_p(T, r) \odot \varphi(z_i)\}, \quad i = 0, \dots, n-1.$$

We have that the covariance matrix $\Sigma(u)$ satisfies

$$\mathbf{Tr}([\Sigma(u)^{-1}]_{[r]}) = \frac{2}{m} D_p(T, r).$$

Proof. This is a direct consequence of Lemma 3.8. First, we check that both $\|u_i\|_p \leq 1$ and $\|u_{n+i}\|_p \leq 1$. To check u_i , note that

$$\|u_i\|_p = \|\text{Re}\{w_p(T, r) \odot \varphi(z_i)\}\|_p \leq \|w_p(T, r) \odot \varphi(z_i)\|_p = \|w_p(T, r)\|_p \leq 1.$$

A similar calculation holds for u_{n+i} . Hence from Lemma 3.8, specifically (3.14), we have that the covariance matrix $\Sigma(u)$ is diagonal, invertible, and satisfies $\mathbf{Tr}([\Sigma(u)^{-1}]_{[r]}) = \frac{2}{m} D_p(T, r)$. \square

At this point we are nearly done, since we have shown that (3.11) can be solved to within a factor of two. We conclude this section by showing that when $p = \infty$, $r = 2^n$ with $n \geq 0$, $T = 2^k r$ with $k \geq 1$, and m is a multiple of T , we can remove the factor of two sub-optimality and exactly solve (3.11).

Hadamard construction. Our construction is based on the Hadamard transform. We will show that the optimal input vectors for A -design are r orthogonal vectors in $\{-1, +1\}^r$. We give a construction for these vectors in the following proposition.

Proposition 3.10. *For $n = 0, 1, 2, \dots$, there exists 2^n vectors in $\{-1, +1\}^{2^n}$ that are orthogonal with respect to the standard ℓ_2 inner product on \mathbb{R}^{2^n} .*

Proof. We will induct on $n = 0, 1, 2, \dots$, for which the base case $n = 0$ holds with $u_0 = 1$. Assume we have 2^n orthogonal vectors, in $\{-1, +1\}^{2^n}$, denoted $\{u_k\}$. Then, the 2^{n+1} vectors

$$\{\tilde{u}_k\} := \bigcup_{k=0}^{2^n-1} \left\{ \begin{bmatrix} u_k \\ u_k \end{bmatrix}, \begin{bmatrix} u_k \\ -u_k \end{bmatrix} \right\},$$

which reside in $\{-1, +1\}^{2^{n+1}}$, are also orthogonal. \square

Lemma 3.11. *The constructed orthogonal vectors $\{u_k\}_{k=0}^{2^n-1}$ specified in Proposition 3.10 satisfy*

$$\Sigma(u) = \sum_{k=0}^{2^n-1} \text{Toep}(u_k)^\top \text{Toep}(u_k) = 2^n \text{diag}(2^n, 2^n - 1, 2^n - 2, \dots, 1).$$

Proof. This follows from straightforward manipulations shown in Appendix A. \square

Combining Lemma 3.4 and Lemma 3.11 implies that the construction from Proposition 3.10 is optimal for (3.11).

3.3 Upper bounds on FIR identification with ℓ_p -constrained inputs

Combining the results from Section 3.1 and Section 3.2, we now prove an upper bound on length- r FIR identification when the inputs are ℓ_p -constrained.

Lemma 3.12. *Fix positive integers m and r , and set $T = 2r$. Consider the input ensemble $u_1 = \dots = u_m = e_1$ when $p \in [1, 2]$, or the input ensemble defined in Lemma 3.9 when $p \in (2, \infty]$ (with additional restrictions on m, r in this case). Let \hat{G}_r denote the length- r FIR estimate derived from least-squares, and let G_r denote the length- r FIR truncation of G . With probability at least $1 - \delta$,*

$$\|\hat{G}_r - G_r\|_\infty \leq \begin{cases} 4\sqrt{2}\sigma\sqrt{\frac{r}{m}} \left(\sqrt{\log(8\pi r)} + \sqrt{\log(2/\delta)} \right) & \text{if } p \in [1, 2] \\ 8\sqrt{2\log 2}\sigma\sqrt{\frac{r^{2/p}}{m}} \left(\sqrt{\log(8\pi r)} + \sqrt{\log(2/\delta)} \right) & \text{if } p \in (2, \infty]. \end{cases}$$

Proof. From Lemma 3.2, we have that with probability at least $1 - \delta$,

$$\|\hat{G}_r - G_r\|_\infty \leq 4\sqrt{2}\sigma\sqrt{\text{Tr}([\Sigma(u)^{-1}]_{[r]})} \left(\sqrt{\log(8\pi r)} + \sqrt{\log(2/\delta)} \right).$$

We just need to upper bound the variance term $\text{Tr}([\Sigma(u)^{-1}]_{[r]})$. When $p \in [1, 2]$, we know by Lemma 3.6 that the optimal input ensemble is the impulse response $u_i = e_1$, so we have $\text{Tr}([\Sigma(u)^{-1}]_{[r]}) \leq r/m$. On the other hand, when $p \in (2, \infty]$, we know by Lemma 3.9 that the specified u 's satisfy

$$\text{Tr}([\Sigma(u)^{-1}]_{[r]}) \leq \frac{2}{m} D_p(2r, r) \leq \frac{4}{m} r^{2/p} (H_{2r} - H_r) \leq \frac{4 \log 2}{m} r^{2/p}.$$

Above, the upper bound on $D_p(2r, r)$ follows from Lemma 3.5. \square

3.4 Proof of upper bounds for main result

We now prove Theorem 1.1 and Theorem 1.2. Recall that \widehat{G}_r is the estimated length- r FIR approximation to G , and G_r is the true length- r FIR truncation of G . By the triangle inequality, we have the following error decomposition into an approximation error and an estimation error

$$\|G - \widehat{G}_r\|_\infty \leq \underbrace{\|G - G_r\|_\infty}_{\text{Approx. error}} + \underbrace{\|G_r - \widehat{G}_r\|_\infty}_{\text{Estimation error}}. \quad (3.15)$$

Hence, in order for $\|G - \widehat{G}_r\|_\infty \leq \varepsilon$ to hold, it suffices to have both the approximation error $\|G - G_r\|_\infty \leq \varepsilon/2$ and the estimation error $\|G_r - \widehat{G}_r\|_\infty \leq \varepsilon/2$.

The approximation error is a deterministic quantity, and its behavior is governed by the tail decay of the impulse response coefficients $\{g_k\}_{k \geq 0}$. In Section 4, we prove in Lemma 4.1 that as long as r satisfies

$$r \geq \inf_{\rho < \gamma < 1} \frac{1}{1 - \gamma} \log \left(\frac{2\|G(\gamma z)\|_\infty}{\varepsilon(1 - \gamma)} \right),$$

then we have $\|G - G_r\|_\infty \leq \varepsilon/2$.

We now turn our attention to the estimation error. For the case when $p = 2$, Lemma 3.12 tells us with probability at least $1 - \delta$, the estimation error satisfies

$$\|G_r - \widehat{G}_r\|_\infty \leq 4\sqrt{2}\sigma \sqrt{\frac{r}{m}} \left(\sqrt{\log(8\pi r)} + \sqrt{\log(2/\delta)} \right).$$

Setting the RHS less than $\varepsilon/2$ and solving for m , combining with the inequality $(a+b)^2 \leq 2(a^2+b^2)$, we conclude that a sufficient condition on m is

$$m \geq \max \left\{ \frac{256\sigma^2 r}{\varepsilon^2} \left(\log(8\pi r) + \log \left(\frac{2}{\delta} \right) \right), 1 \right\}.$$

This concludes the proof of Theorem 1.1.

The proof of Theorem 1.2 is nearly identical. For the case when $p = \infty$, Lemma 3.12 tells us with probability at least $1 - \delta$, the estimation error satisfies

$$\|G_r - \widehat{G}_r\|_\infty \leq 8\sqrt{2\log 2}\sigma \sqrt{\frac{1}{m}} \left(\sqrt{\log(8\pi r)} + \sqrt{\log(2/\delta)} \right).$$

Setting the RHS less than $\varepsilon/2$ and solving for m , we conclude that the sufficient condition is

$$m \geq \max \left\{ \frac{(1024\log 2)\sigma^2}{\varepsilon^2} \left(\log(8\pi r) + \log \left(\frac{2}{\delta} \right) \right), 4r \right\}.$$

This concludes the proof of Theorem 1.2.

3.5 Proof of lower bounds for main result

We will slightly relax the estimation setting to work with complex inputs and complex systems which will simplify the proof. The relaxation is as follows. Recall that \mathcal{H}_r is the space of length- r FIR filters,

$$\mathcal{H}_r = \left\{ G(z) = \sum_{k=0}^{r-1} g_k z^{-k} : (g_k)_{k=0}^{r-1} \in \mathbb{C}^r \right\}.$$

We fix a true $G \in \mathcal{H}_r$ parameterized by $g \in \mathbb{C}^r$, and we fix m signals $u_1, \dots, u_m \in \mathbb{C}^T$ with $\|u_i\|_p \leq 1$ for all $i = 1, \dots, m$ and $T = 2r$. Our estimator is given a realization of the random variable $Y = (Y_1, \dots, Y_m) \in \otimes_{i=1}^m \mathbb{C}^T$, where

$$Y \sim \otimes_{i=1}^m N(\text{Toep}_{T \times T}(g)u_i, \sigma^2 I_T).$$

An estimator is any measurable function $\hat{G} : \otimes_{i=1}^m \mathbb{C}^T \rightarrow \mathcal{H}_r$.

Let us clarify what is meant by $Y \sim N(\mu, \sigma^2 I)$ where μ is a complex vector. We mean that the random variable Y has distribution equal to $Y = (\text{Re}(\mu) + \sigma w_1) + j(\text{Im}(\mu) + \sigma w_2)$ where w_1, w_2 are independent $N(0, I)$ random vectors. We can equivalently treat this as the $N((\text{Re}(\mu), \text{Im}(\mu)), \sigma^2 I)$ distribution over \mathbb{R}^{2T} , which means that for $\mu_1, \mu_2 \in \mathbb{C}^T$,

$$D_{KL}(N(\mu_1, \sigma^2 I), N(\mu_2, \sigma^2 I)) = \frac{\sigma^2}{2} \left\| \begin{bmatrix} \text{Re}(\mu_1) \\ \text{Im}(\mu_1) \end{bmatrix} - \begin{bmatrix} \text{Re}(\mu_2) \\ \text{Im}(\mu_2) \end{bmatrix} \right\|_{\mathbb{R}^{2T}}^2 = \frac{\sigma^2}{2} \|\mu_1 - \mu_2\|_{\mathbb{C}^T}^2, \quad (3.16)$$

where $D_{KL}(\cdot, \cdot)$ denotes the KL-divergence. In the sequel, we will drop the norm subscripts as they will be clear from context.

We now establish some preliminaries. First letting $z_k = e^{2\pi j k/r}$ for $k = 0, \dots, r-1$ and denoting $\varphi(z_k)$ as the length- r vector of monomials, we define the $T \times T$ matrix M_r as

$$M_r := \frac{1}{r} \sum_{k=0}^{r-1} \text{Toep}_{T \times T}(\varphi(z_k))^* \text{Toep}_{T \times T}(\varphi(z_k)). \quad (3.17)$$

It turns out this matrix will also play a central role in the lower bound analysis. To aid the analysis, we have the following identity for M_r .

Proposition 3.13. *We have that*

$$M_r = \text{diag}(\underbrace{r, \dots, r}_{r \text{ times}}, r, r-1, \dots, 1). \quad (3.18)$$

Proof. The proof is similar to Lemma 3.7. For $z = e^{j\theta}$ define $M_z := \text{Toep}_{2r \times 2r}(\varphi(z))^* \text{Toep}_{2r \times 2r}(\varphi(z))$. When $0 \leq k < \ell \leq 2r-1$,

$$(M_z)_{k,\ell} = \begin{cases} (\min(2r, k+r) - \ell) e^{-j\theta(\ell-k)} & \text{if } \ell - k < r \\ 0 & \text{o.w.} \end{cases}.$$

Therefore, for $k < \ell$ and $\ell - k < r$,

$$\sum_{i=1}^r (M_{z_i})_{k,\ell} = (\min(2r, k+r) - \ell) \sum_{i=0}^{r-1} e^{-j2\pi j i(\ell-k)/r} = 0,$$

and when $k < \ell$ and $\ell - k \geq r$, $\sum_{i=1}^r (M_{z_i})_{k,\ell} = 0$ trivially. Therefore, M_r is a diagonal matrix. The diagonal entries are easily computed. \square

In light of this identity, we will be interested in upper bounds on the quantity

$$A_p := \sup_{\|u\|_p \leq 1} u^* M_r u = \sup_{\|u\|_p \leq 1} \sum_{k=1}^T \min(k, r) u_k^2. \quad (3.19)$$

We have the following calculation which establishes the desired upper bounds.

Proposition 3.14. *When $p \in [1, 2]$, we have*

$$A_p = r .$$

Furthermore, when $p \in (2, \infty]$, we have the upper bound

$$A_p \leq 4r^{2(p-1)/p} .$$

Proof. First, we treat the case when $p \in [1, 2]$. By setting $u = e_T$, we have that $A_p \geq r$. Now, by Hölder's inequality,

$$\sum_{k=1}^T \min(k, r) u_k^2 \leq r \|u\|_2^2 \leq r ,$$

where the last inequality holds since $\|u\|_2 \leq \|u\|_p \leq 1$.

Now, we treat the case when $p \in (2, \infty]$. First, we use the upper bound

$$A_p \leq \sup_{\|u\|_p \leq 1} \sum_{k=1}^T k u_k^2 := B_p .$$

We now bound B_p by the duality of ℓ_p and ℓ_q norms. We write $\|u\|_p^p$ as

$$\|u\|_p^p = \sum_{k=1}^T |u_k|^p = \sum_{k=1}^T \| |u_k|^2 \|^{p/2} .$$

Making a change of variables $w_k \leftarrow |u_k|^2$, we have by the duality of ℓ_p and ℓ_q norms that B_p is equivalent to

$$B_p = \max_{\|w\|_{p/2} \leq 1} \langle (1, 2, \dots, T), w \rangle = \|(1, 2, \dots, T)\|_{\frac{1}{1-2/p}} .$$

Immediately, we can read off that $B_2 = \|(1, 2, \dots, T)\|_\infty = T$ and $B_\infty = \|(1, 2, \dots, T)\|_1 = T(T+1)/2$. Let us now handle the case when $p \in (2, \infty)$.

$$\begin{aligned} B_p &= \|(1, 2, \dots, T)\|_{\frac{1}{1-2/p}} \\ &= \left(\sum_{k=1}^T k^{\frac{p}{p-2}} \right)^{1-2/p} \\ &\leq \left(\int_1^{T+1} x^{\frac{p}{p-2}} dx \right)^{1-2/p} \\ &\leq \left(\frac{p-2}{2(p-1)} (T+1)^{2(p-1)/(p-2)} \right)^{1-2/p} \\ &= \left(2^{p/(p-2)} \frac{p-2}{p-1} T^{2(p-1)/(p-2)} \right)^{1-2/p} \\ &= \left(\frac{p-2}{p-1} \right)^{(p-2)/p} T^{2(p-1)/p} . \end{aligned}$$

Hence, we have that $B_p \leq \left(\frac{p-2}{p-1}\right)^{(p-2)/p} T^{2(p-1)/p}$ when $p \in (2, \infty)$. Notice that when $p \searrow 2$ or $p \nearrow \infty$ we have that this bound approaches T and T^2 , respectively, which is correct up to constants. The bound now follows since $\sup_{p>2} \left(\frac{p-2}{p-1}\right)^{(p-2)/p} = 1$ and $T = 2r$. \square

Finally, we establish a simple lower bound on the \mathcal{H}_∞ -norm. For what follows, let $F \in \mathbb{C}^{r \times r}$ be the un-normalized Discrete Fourier Transform (DFT) matrix (i.e. $F^{-1} = \frac{1}{r} F^*$).

Proposition 3.15. *For any $g \in \mathbb{C}^r$, we have that*

$$\sup_{z \in \mathbb{T}} \left| \sum_{k=0}^{r-1} g_k z^{-k} \right| \geq \|Fg\|_\infty. \quad (3.20)$$

Proof. For any r set of points $z_0, \dots, z_{r-1} \in \mathbb{T}$ with $z_m = e^{j\theta_m}$,

$$\sup_{z \in \mathbb{T}} \left| \sum_{k=0}^{r-1} g_k z^{-k} \right| \geq \max_{m=0, \dots, r-1} \left| \sum_{k=0}^{r-1} g_k z_m^{-k} \right|.$$

The result now holds by choosing $\theta_m := 2\pi m/r$. \square

We are now in a position to prove Theorem 1.3. Our approach is based on Fano's inequality combined with a reduction to multi-way hypothesis testing, which is one of the standard approaches in statistics for establishing minimax risk lower bounds (see e.g. [32]).

Recall that $F \in \mathbb{C}^{r \times r}$ is the un-normalized DFT matrix. Fix a $\delta > 0$, and define r systems G_1, \dots, G_r with parameters $g_k := \delta F^{-1} e_k$, where e_k is the k -th standard basis vector. Using (3.20), for $k \neq \ell$,

$$\|G_k - G_\ell\|_\infty \geq \delta \|F(F^{-1} e_k - F^{-1} e_\ell)\|_\infty = \delta \|e_k - e_\ell\|_\infty = \delta.$$

Now let $\mathbb{P}_{g_k} := \otimes_{i=1}^m N(\text{Toep}_{T \times T}(g_k) u_i, \sigma^2 I_T)$. Define the random variable J to be uniform on the set $\{1, \dots, r\}$, and the random variable Z with conditional distribution $Z|J=k \sim \mathbb{P}_{g_k}$. By Fano's inequality, we have that

$$R := \inf_{\hat{G}} \sup_{G \in \mathcal{H}_r} \mathbb{E} \|\hat{G} - G\|_\infty \geq \frac{\delta}{2} \left[1 - \frac{I(Z; J) + \log 2}{\log r} \right], \quad (3.21)$$

where $I(Z; J)$ is the mutual information between Z and J . The remainder of the proof involves choosing a δ such that $\frac{I(Z; J) + \log 2}{\log r} \leq 1/2$, from which we conclude $R \geq \delta/4$.

By joint convexity of relative entropy and the fact that $x \mapsto \text{Toep}(x)$ is a linear operator, letting k, ℓ be independent random indices distributed uniformly on $\{1, \dots, r\}$, we have that

$$\begin{aligned} I(Z; J) &\leq \mathbb{E}_{k, \ell} [D_{KL}(\mathbb{P}_{g_k}, \mathbb{P}_{g_\ell})] \\ &= \frac{\delta^2}{2\sigma^2} \sum_{i=1}^m \mathbb{E}_{k, \ell} [\|\text{Toep}_{T \times T}(F^{-1}(e_k - e_\ell)) u_i\|_2^2] \\ &\leq \frac{2\delta^2}{\sigma^2} \sum_{i=1}^m \mathbb{E}_k [\|\text{Toep}_{T \times T}(F^{-1} e_k) u_i\|_2^2], \end{aligned}$$

where the first equality holds from (3.16) and the last inequality uses $\|x + y\|^2 \leq 2(\|x\|^2 + \|y\|^2)$ which holds for any norm $\|\cdot\|$ and all vectors x, y . Now we need to upper bound the expectation $\mathbb{E}_k[\|\text{Toep}_{T \times T}(F^{-1}e_k)u_i\|_2^2]$ for all $i = 1, \dots, m$. If we let f_0^*, \dots, f_{r-1}^* denote the rows of F , the columns of F^{-1} are $\frac{1}{r}f_0, \dots, \frac{1}{r}f_{r-1}$. Furthermore, each $f_k = \varphi(z_k)$ for $z_k = e^{2\pi jk/r}$. Using the linearity of $x \mapsto \text{Toep}_{T \times T}(x)$ and the definition of M_r (3.17) and A_p (3.19),

$$\begin{aligned}
\mathbb{E}_k[\|\text{Toep}_{T \times T}(F^{-1}e_k)u_i\|_2^2] &= \frac{1}{r} \sum_{k=1}^r u_i^* \text{Toep}_{T \times T}(F^{-1}e_k)^* \text{Toep}_{T \times T}(F^{-1}e_k) u_i \\
&= \frac{1}{r} u_i^* \left(\sum_{k=1}^r \text{Toep}_{T \times T}(F^{-1}e_k)^* \text{Toep}_{T \times T}(F^{-1}e_k) \right) u_i \\
&= \frac{1}{r} u_i^* \left(\sum_{k=0}^{r-1} \text{Toep}_{T \times T}(r^{-1}f_k)^* \text{Toep}_{T \times T}(r^{-1}f_k) \right) u_i \\
&= \frac{1}{r} u_i^* \left(\frac{1}{r^2} \sum_{k=0}^{r-1} \text{Toep}_{T \times T}(f_k)^* \text{Toep}_{T \times T}(f_k) \right) u_i \\
&= \frac{1}{r^2} u_i^* M_r u_i \\
&\leq \frac{1}{r^2} A_p.
\end{aligned}$$

Therefore, the mutual information $I(Z; J)$ is bounded above by

$$I(Z; J) \leq \frac{2\delta^2 m}{\sigma^2 r^2} A_p.$$

Setting $\delta = \sqrt{\frac{\sigma^2 r^2 \log r}{8 A_p m}}$, and using our assumption that $r \geq 16$, it is straightforward to check that

$$\frac{I(Z; J) + \log 2}{\log r} \leq \frac{\frac{2\delta^2 m}{\sigma^2 r^2} A_p + \log 2}{\log r} \leq \frac{1}{2}.$$

Hence we conclude that

$$R \geq \frac{\sigma}{8\sqrt{2}} \sqrt{\frac{r^2 \log r}{A_p m}}.$$

By Proposition 3.14, when $p \in [1, 2]$ we have $A_p = r$, in which case

$$R \geq \frac{\sigma}{8\sqrt{2}} \sqrt{\frac{r \log r}{m}}.$$

On the other hand, when $p \in (2, \infty]$, we have $A_p \leq 4r^{2(p-1)/p}$, in which case

$$R \geq \frac{\sigma}{16\sqrt{2}} \sqrt{\frac{r^{2/p} \log r}{m}}.$$

This concludes the proof of Theorem 1.3.

4 Finite Truncation Error Analysis for Stable Systems

In Section 3, we presented both probabilistic guarantees and experiment design for identification of FIR systems of length r , which were independent of any system specific properties of G . In this section, we analyze how system behavior affects the necessary truncation length needed to reach a desired approximation error tolerance.

In order to provide guarantees, we require that the underlying system G is stable with stability radius $\rho \in (0, 1)$. A standard fact states that stability is equivalent to the existence of a constant $C > 0$ such that the tail decay on the coefficients of the Laurent expansion $G = \sum_{k=0}^{\infty} g_k z^{-k}$ satisfies the following condition

$$|g_k| \leq C \rho^k, \quad k \geq 1. \quad (4.1)$$

Under this assumption, a simple calculation reveals that as long as

$$r \geq \frac{1}{1-\rho} \log \left(\frac{C}{\varepsilon(1-\rho)} \right),$$

then we have that the approximation error $\|G - G_r\|_{\infty}$ satisfies $\|G - G_r\|_{\infty} \leq \varepsilon$.

Unfortunately, without more knowledge of the system at hand, a bound on C in (4.1) is hard to characterize. However, by slightly relaxing the decay condition (4.1), we are able to derive a tail bound using system-theoretic ideas. Intuitively, if a system has long transient behavior, then we expect the constant C in (4.1) to be large, since in order to obtain a small approximation error one needs to capture the transient behavior. The next lemma shows that the \mathcal{H}_{∞} -norm provides a sufficient characterization of this transient behavior. This result is due to Goldenshluger and Zeevi [10]. We include the proof for completeness.

Lemma 4.1 (Lemma 1, Goldenshluger and Zeevi [10]). *Let $G(z) = \sum_{k=0}^{\infty} g_k z^{-k}$ be a stable SISO LTI system with stability radius $\rho \in (0, 1)$. Fix any γ satisfying $\rho < \gamma < 1$. Then for all $k \geq 1$,*

$$|g_k| \leq \|G(\gamma z)\|_{\infty} \gamma^k.$$

Proof. Define the function $H(z) := G(z^{-1})$, which is analytic for all $|z| \leq 1/\gamma$. It is easy to check that k -th derivative of $H(z)$ evaluated at zero is $H^{(k)}(0) = k!g_k$. Therefore,

$$\begin{aligned} k!|g_k| &= |H^{(k)}(0)| \leq k! \gamma^k \max_{|z| \leq 1/\gamma} |H(z)| = k! \gamma^k \max_{|z| \geq \gamma} |G(z)| \\ &= k! \gamma^k \max_{|z| \geq 1} |G(\gamma z)| = k! \gamma^k \|G(\gamma z)\|_{\infty}. \end{aligned}$$

Above, the first inequality is Cauchy's estimate formula for analytic functions, and the last equality follows from the maximum modulus principle. \square

We note that the technique used in Lemma 4.1 of considering the proxy system $G(\gamma z)$ instead of $G(z)$ directly also appears in [2] in the context of certifying exponential rates of convergence for linear dynamical systems.

5 Robust Controller Design

In Section 3, we described how to obtain a FIR system G_{fir} with a probabilistic guarantee that $G = G_{\text{fir}} + \Delta$, where Δ is an LTI system satisfying $\|\Delta\|_\infty \leq \varepsilon$. This description of G naturally lends itself to many robust control synthesis methods. In this section, we describe the application of one particular method based on \mathcal{H}_∞ loop-shaping to a particular unknown plant.

Suppose that G is itself an FIR described with z -transform

$$G(z) = |w_0| + \sum_{k=1}^{149} |w_k| \rho^{k-1} z^{-k}, \quad \rho = 0.95, \quad (5.1)$$

where $w_k \sim N(0,1)$ are independent Gaussians. In this section, we will detail the design of a reference tracking controller for G using probabilistic guarantees.

5.1 Computing bounds

While the non-asymptotic bounds of Section 3 and Section 4 give us upper bounds on the error of noisy FIR approximation, the constant factors in the bounds are not optimal. Hence, strictly relying on the bounds will cause oversampling by a constant factor of (say) 10 or more. For real systems, this is extremely undesirable—using the sharpest bound possible is of great practical interest. Fortunately, we can do this via simple Monte–Carlo simulations, which we detail in Section B the appendix. For now, we describe the results of these simulations.

Our first Monte–Carlo simulation establishes that G satisfies the tail decay specified in (4.1) with $C = 3.9703$ and $\rho = 0.95$. If we truncate G with $r = 75$, we see that our worst-case bound on $\|G - G_r\|_\infty$ is $\|G - G_r\|_\infty \leq C \frac{\rho^{r-1}}{1-\rho} = 3.9703 \times \frac{0.95^{74}}{1-0.95} = 1.7840$. In general, assuming we have no other information about G other than the bounds on C and ρ , this is the sharpest approximation error bound possible, since for any system with real-valued, all non-negative Fourier coefficients, the \mathcal{H}_∞ -norm is simply the sum of the coefficients.

However, if we further assume we know the structure of G as in this case where we know the form of (5.1), but not the values of w_k , we can further sharpen our approximation bound. Specifically, we know that $E_{\text{approx}} := \|G - G_r\|_\infty = \sum_{k=75}^{149} |w_k| \rho^{k-1}$, and hence we can perform another Monte–Carlo simulation to estimate the tail probability of this random variable. The result of our simulation is that $\mathbb{P}(E_{\text{approx}} \leq 0.46) \geq 0.99$. This is a substantial improvement over the previous bound of $E_{\text{approx}} \leq 1.7840$ which only uses the information contained in the tail decay.

Furthermore, we can use the same trick to sharpen the estimates from Lemma 3.2. We perform our final Monte–Carlo simulation, this time on the random variable $E_{\text{noise}} := \frac{\sigma}{\sqrt{N}} \|\sum_{k=0}^{74} \xi_k z^{-k}\|_\infty$, with $\sigma^2 = 1$ and $\xi_k \sim N(0,1)$. Note that this corresponds to choosing the inputs to the system as impulse responses, which we recall from Section 3.2 is optimal under ℓ_2 -power constraints. Doing this simulation, we obtain that $\mathbb{P}(E_{\text{noise}} \leq 3.5954) \geq 0.99$.

5.2 Controller design

Our goal is to design a controller K in the setup described in Figure 1, under the assumption that $\|\Delta\|_\infty \leq E_{\text{approx}} + E_{\text{noise}} \leq 4.0554$. This assumption comes from the calculations in Section 5.1. We note that $\|\Delta\|_\infty / \|G\|_\infty$ fluctuates between 10-20%, so G_{fir} is a relatively coarse description of G . We use standard loop-shaping performance goals (see e.g. [7]). Let $T_{r \rightarrow e}$ and $T_{n \rightarrow e}$ denote the

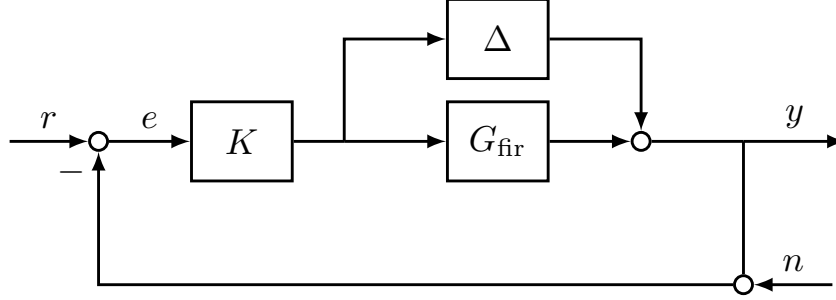


Figure 1: Closed-loop experimental setup. The goal is to design the controller K . G_{fir} is estimated from noisy output data, and $\|\Delta\|_{\infty}$ is bounded via Monte–Carlo simulations.

transfer functions from $r \mapsto e$ and $n \mapsto e$, respectively. At low frequencies, we would like $|T_{r \rightarrow e}|$ to have small gain, and at high frequencies we would like $|T_{r \rightarrow e}| \leq 2$. Similarly, we would like $|T_{n \rightarrow e}| \leq 2$ at low frequencies and $|T_{n \rightarrow e}|$ small at high frequencies. Of course, we would like these goals to be achieved, in addition to closed loop stability, for all $G = G_{\text{fir}} + \Delta$.

We proceed in two steps. We first design a controller with the nominal G_{fir} using \mathcal{H}_{∞} loop-shaping synthesis (`mixsyn` in MATLAB). We choose weights to encourage our performance goals on $T_{r \rightarrow e}$ and $T_{n \rightarrow e}$ to be met. Next, we check that our performance goal is met, in addition to robust stability. To make the computation easier, we check the performance goals separately. First, it is well known (see e.g. [7]) that the goal on $T_{r \rightarrow e}$ is met (in addition to robust stability) if the following holds

$$\| |W_1 S| + \gamma |K S| \|_{\infty} < 1, \quad (5.2)$$

where $S = \frac{1}{1 + K G_{\text{fir}}}$ and $\gamma = 4.0554$. Specifically, under (5.2), the closed loop with K in feedback with G is stable and achieves the performance guarantee $|T_{r \rightarrow e}(z)| \leq \frac{1}{|W_1(z)|}$ for every frequency $z \in \mathbb{T}$. On the other hand, to the best of our knowledge no simple expression for the performance goal on $T_{n \rightarrow e}$ exists, so we resort to a standard structured singular value (SSV) calculation [23].

We generate our controller K via the following MATLAB commands

```
w_c = 0.07; % Cross-over freq
W1 = makeweight(5000, w_c, .5, 1); % Low-freq disturbance rejection
W2 = 1.5*fir_error_bound; % Robust stability
W3 = makeweight(.5, 3 * w_c, 5000, 1); % High-freq noise insensitivity
P = augw(G_fir, W1, W2, W3);
K = hinfsyn(P);
```

In Figure 2, we plot the open loop gain $L = G_{\text{fir}}K$, sensitivity function $S = 1/(1 + L)$, and complementary sensitivity function $T = 1 - S$. Here, we see that the cross-over frequency $\omega_c \approx 0.1$. Next, in Figure 3, we plot the μ values for both the reference tracking objective $T_{r \rightarrow e}$ and the noise insensitivity objective $T_{n \rightarrow e}$, and check that both curves lies below 1 for all frequencies. Recall that this means that G in feedback with K is not only exponentially stable, but also satisfies both performance guarantees. Finally, in Figure 4, we plot the output y as a function of a noisy square wave input u , to show the desired reference tracking behavior, on both the closed loop simulation (with G_{fir}), and the actual closed loop behavior (with G). This shows that, while the model G_{fir} was a coarse grained description of G with up to 20% relative error, it was faithful enough to allow for a robust controller design.

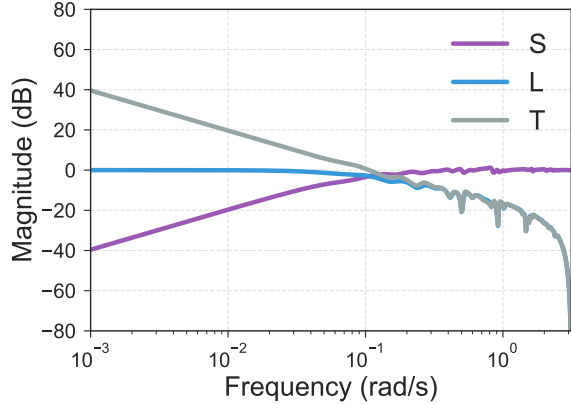


Figure 2: Loop-shaping curves from the experimental setup of Figure 1. $L = G_{\text{fir}}K$ denotes the open-loop gain, $S = 1/(1 + L)$ is the sensitivity function, and $T = 1 - S$.

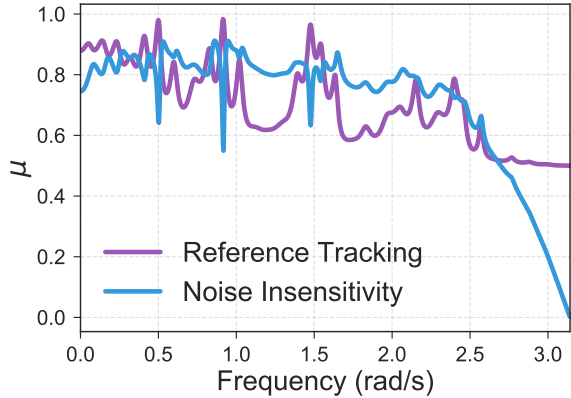


Figure 3: The pointwise frequency μ value for both reference tracking $T_{r \rightarrow e}$ and noise insensitivity $T_{n \rightarrow e}$. Robust performance is guaranteed as the curve lies below 1 at all frequencies.

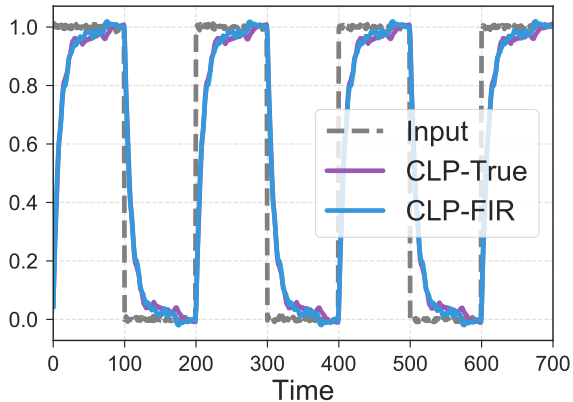


Figure 4: Reference tracking behavior of the closed loop with the model G_{fir} and the actual plant G .

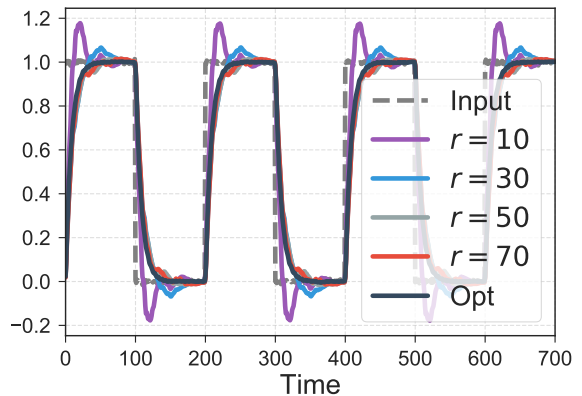


Figure 5: Reference tracking behavior as the FIR truncation length is varied from $r = 10, 30, 50, 70$.

5.3 Varying truncation length

We next study the effect of truncation length r on controller design. In Figure 5, we assume the same setup and performance goals as the previous section, but vary the truncation length $r \in \{10, 30, 50, 70\}$. We also include the result of a controller design which has full knowledge of the true system G , which we label as Opt. We see that for $r = 10$, the resulting controller unsurprisingly has undesirable overshoot behavior. However, as r increases the resulting controller mimics the behavior of Opt quite closely. This plot shows that, at least for reference tracking behavior, a fairly low-fidelity model suffices. For instance, across different trials, the relative error of G_{fir} for $r = 30$ fluctuated between 15% to 30%, but in many cases $r = 30$ was able to provide reasonable reference tracking behavior.

6 Conclusion

This paper explored the use of a coarse-grained FIR model estimated from noisy output data for control design. We showed that sharp bounds on the \mathcal{H}_∞ error between the true unknown plant and the estimated FIR filter can be derived using tools from concentration of measure, and the constant factors on these bounds can be further refined via Monte–Carlo simulation techniques. Finally, we demonstrated empirically that one can perform controller synthesis using only a coarse-grained approximation of the true system while meeting certain performance goals.

There are many possible future extensions of our work. We highlight a few ideas below.

End-to-end Guarantees. In Section 5, we studied empirically the performance of the controller synthesized on our nominal system versus the optimal controller synthesized on the true system. We would like to push our analysis further and provide guarantees on this performance gap as a function of our estimation error. This would allow us to provide a true end-to-end guarantee on the number of samples needed to control an unknown system to a certain degree of performance.

MIMO Systems. While our approach can be generalized to the MIMO case by estimating filters for each input/output pair separately, we believe that when the MIMO transfer matrix has special structure (e.g. low rank), it should be possible to couple the estimation procedure to reduce the n^2 factor increase in sample complexity. This is motivated by the vast literature on compressed sensing, where sparse models embedded in a much larger ambient dimension can be uniquely recovered with at most a logarithmic factor more samples than the degree of the intrinsic sparsity.

Nonlinear Systems. An extension of these techniques to nonlinear systems is another exciting direction. One possible idea is to treat a nonlinear system’s Jacobian linearization as the target unknown system, and fit a FIR using our techniques by exciting the nonlinear system locally. One would expect that the controller designed on the FIR would be valid in a neighborhood, and upon exiting the neighborhood, the process would repeat itself. The challenge here remains to estimate online the regime for which a controller is valid.

Acknowledgements

We thank Orianna DeMasi for helpful comments and suggestions regarding this manuscript, Kevin Jamieson for insightful discussions regarding Monte–Carlo simulation, Anders Rantzer for pointing out references related to this work, Max Simchowitz for guidance regarding the proof of Theorem 1.3, and Vikas Sindhvani for providing ideas around linear control techniques for nonlinear systems. RB is supported by the Department of Defense NDSEG Scholarship. AP gratefully acknowledges generous support from the FANUC Corporation as well as the National Science Foundation under grant ECCS-1405413. BR is generously supported by NSF award CCF-1359814, ONR awards N00014-14-1-0024 and N00014-17-1-2191, the DARPA Fundamental Limits of Learning (Fun LoL) Program, a Sloan Research Fellowship, and a Google Faculty Award.

References

- [1] B. N. Bhaskar, G. Tang, and B. Recht. Atomic norm denoising with applications to line spectral estimation. *arXiv:1204.0562*, 2012.
- [2] R. Boczar, L. Lessard, A. Packard, and B. Recht. Exponential Stability Analysis via Integral Quadratic Constraints. *arXiv:1706.01337*, 2017.
- [3] S. Boucheron, G. Lugosi, and P. Massart. *Concentration Inequalities: A Nonasymptotic Theory of Independence*. 2016.
- [4] M. C. Campi and E. Weyer. Finite Sample Properties of System Identification Methods. *IEEE Transactions on Automatic Control*, 47(8), 2002.
- [5] J. Chen and G. Gu. *Control-Oriented System Identification: An \mathcal{H}_∞ Approach*. 2000.
- [6] J. Chen and C. N. Nett. The Carathéodory-Fejér Problem and \mathcal{H}_∞ Identification: A Time Domain Approach. In *Conference on Decision and Control*, 1993.
- [7] J. Doyle, B. Francis, and A. Tannenbaum. *Feedback Control Theory*. 1990.
- [8] L. Gerencsér. AR(∞) Estimation and Nonparametric Stochastic Complexity. *IEEE Transactions on Information Theory*, 38(6), 1992.
- [9] A. Goldenshluger. Nonparametric Estimation of Transfer Functions: Rates of Convergence and Adaptation. *IEEE Transactions on Information Theory*, 44(2), 1998.
- [10] A. Goldenshluger and A. Zeevi. Nonasymptotic Bounds for Autoregressive Time Series Modeling. *The Annals of Statistics*, 29(2), 2001.
- [11] M. Hardt, T. Ma, and B. Recht. Gradient Descent Learns Linear Dynamical Systems. *arXiv:1609.05191*, 2016.
- [12] A. J. Helmicki, C. A. Jacobson, and C. N. Nett. Control Oriented System Identification: A Worst-Case/Deterministic Approach in \mathcal{H}_∞ . *IEEE Transactions on Automatic Control*, 36(10), 1991.
- [13] H. Hindi, C.-Y. Seong, and S. Boyd. Computing Optimal Uncertainty Models from Frequency Domain Data. In *Conference on Decision and Control*, 2002.
- [14] R. A. Horn and F. Zhang. Basic Properties of the Schur Complement. In F. Zhang, editor, *The Schur Complement and Its Applications*, 2005.
- [15] J.-P. Kahane. *Some Random Series of Functions*. 1994.
- [16] L. Ljung. *System Identification: Theory for the User*. 1999.
- [17] L. Ljung and B. Wahlberg. Asymptotic Properties of the Least-Squares Method for Estimating Transfer Functions and Disturbance Spectra. *Advances in Applied Probability*, 24(2), 1992.
- [18] L. Ljung and Z.-D. Yuan. Asymptotic Properties of Black-Box Identification of Transfer Functions. *IEEE Transactions on Automatic Control*, 30(6), 1985.

- [19] D. J. McDonald, C. R. Shalizi, and M. Schervish. Nonparametric Risk Bounds for Time-Series Forecasting. *Journal of Machine Learning Research*, 18, 2017.
- [20] D. McFarlane and K. Glover. A Loop Shaping Design Procedure Using \mathcal{H}_∞ Synthesis. *IEEE Transactions on Automatic Control*, 37(6), 1992.
- [21] M. W. Meckes. On the spectral norm of a random Toeplitz matrix. *Electron. Commun. Probab.*, 12, 2007.
- [22] MOSEK ApS. *The MOSEK optimization toolbox for MATLAB manual. Version 7.1 (Revision 28).*, 2015.
- [23] A. Packard and J. Doyle. The Complex Structured Singular Value. *Automatica*, 29(1), 1993.
- [24] F. Pukelsheim. *Optimal Design of Experiments*. 1993.
- [25] C. R. Rojas, T. Oomen, H. Hjalmarsson, and B. Wahlberg. Analyzing Iterations in Identification with Application to Nonparametric \mathcal{H}_∞ -norm Estimation. *Automatica*, 48(11), 2012.
- [26] R. Salem and A. Zygmund. Some properties of trigonometric series whose terms have random signs. *Acta Mathematica*, 91, 1954.
- [27] P. Shah, B. N. Bhaskar, G. Tang, and B. Recht. Linear System Identification via Atomic Norm Regularization. In *Conference on Decision and Control*, 2012.
- [28] R. Shibata. Asymptotically Efficient Selection of the Order of the Model for Estimating Parameters of a Linear Process. *The Annals of Statistics*, 8(1), 1980.
- [29] M. Vidyasagar and R. L. Karandikar. A learning theory approach to system identification and stochastic adaptive control. *Journal of Process Control*, 18(3), 2008.
- [30] B. Wahlberg, M. B. Syberg, and H. Hjalmarsson. Non-parametric methods for L_2 -gain estimation using iterative experiments. *Automatica*, 46(8), 2010.
- [31] M. Wasilewski. Trace matrix inequality. MathOverflow. URL (version: 2017-07-05): <https://mathoverflow.net/q/106233>.
- [32] B. Yu. Assouad, Fano, and Le Cam. In *Festschrift for Lucien Le Cam: Research Papers in Probability and Statistics*, 1997.

A Proof of Lemma 3.11

We will induct on n , for which the base cases $n = 1$ holds. Denote the i -right shift operator applied to u_k by $u_k^{[i]}$. Now, assume the property holds for n . This implies that

$$\begin{aligned} M_{ij} &= \sum_{k=0}^{2^n-1} u_k^{[i]} \cdot u_k^{[j]} = 0 \\ M_{ii} &= \sum_{k=0}^{2^n-1} u_k^{[i]} \cdot u_k^{[i]} = 2^n(2^n - i). \end{aligned}$$

Now, construct $\{\tilde{u}_k\}$ as before, and note that for $l = 0, \dots, 2^n - 1$,

$$\tilde{u}_{2l}^{[i]} = \begin{cases} \begin{bmatrix} 0_{i \times 1} \\ u_l \\ u_l^{[i]} \end{bmatrix}, & i \leq 2^n \\ \begin{bmatrix} 0_{i \times 1} \\ u_l^{[i-2^n]} \end{bmatrix}, & i > 2^n \end{cases} \quad \tilde{u}_{2l+1}^{[i]} = \begin{cases} \begin{bmatrix} 0_{i \times 1} \\ u_l \\ -u_l^{[i]} \end{bmatrix}, & i \leq 2^n \\ \begin{bmatrix} 0_{i \times 1} \\ -u_l^{[i-2^n]} \end{bmatrix}, & i > 2^n \end{cases}.$$

Thus, for $i \leq 2^n$, when $i \neq j$,

$$\begin{aligned} \tilde{M}_{ij} &= \sum_{k=0}^{2^{n+1}-1} \tilde{u}_k^{[i]} \cdot \tilde{u}_k^{[j]} \\ &= \sum_{l=0}^{2^n-1} \tilde{u}_{2l}^{[i]} \cdot \tilde{u}_{2l}^{[j]} + \tilde{u}_{2l+1}^{[i]} \cdot \tilde{u}_{2l+1}^{[j]} \\ &= \sum_{l=0}^{2^n-1} u_l \cdot u_l + u_l^{[i]} \cdot u_l^{[j]} - u_l \cdot u_l + u_l^{[i]} \cdot u_l^{[j]} = 0. \end{aligned}$$

Furthermore,

$$\begin{aligned} \tilde{M}_{ii} &= \sum_{k=0}^{2^{n+1}-1} \tilde{u}_k^{[i]} \cdot \tilde{u}_k^{[i]} \\ &= \sum_{l=0}^{2^n-1} \tilde{u}_{2l-1}^{[i]} \cdot \tilde{u}_{2l-1}^{[i]} + \tilde{u}_{2l}^{[i]} \cdot \tilde{u}_{2l}^{[i]} \\ &= \sum_{l=0}^{2^n-1} u_l \cdot u_l + u_l^{[i]} \cdot u_l^{[i]} + u_l \cdot u_l + u_l^{[i]} \cdot u_l^{[i]} \\ &= 2(2^n(2^n - i)) + 2(2^n(2^n)) \\ &= 2^{n+1}(2^{n+1} - i). \end{aligned}$$

A similar calculation holds for $i > 2^n$. Thus, by induction, the property holds for all $r = 2^n$.

B Details for Monte–Carlo simulations

In all of our simulations we are faced with the following problem which we describe in some generality. Let X be a random variable distributed according to the law \mathbb{P} . We assume we have access to iid samples from \mathbb{P} . Our goal is to estimate an upper bound on $\mathbb{P}(X \geq t)$ for a fixed $t \in \mathbb{R}$.

If the law \mathbb{P} admits a density $f(\cdot)$ with respect to the Lebesgue measure, a possible solution could be to solve this problem exactly by numerically integrating

$$\int_{X(\xi) \geq t} X(\xi) f(\xi) d\xi .$$

However, numerical integration does not scale favorably with dimension. For our experiments, ξ is 75-dimensional, which is prohibitive for numerical integration.

An alternative approach to numerical integration is to rely on concentration of measure. Let X_1, \dots, X_N be iid copies of X , and let \mathbb{P}^N denote the product measure $\mathbb{P}^N = \otimes_{k=1}^N \mathbb{P}$. Using a Chernoff bound and defining $F_t := \mathbb{P}(X \geq t)$, we have

$$\mathbb{P}^N \left(\frac{1}{N} \sum_{k=1}^N \mathbf{1}_{\{X_k \geq t\}} \leq F_t - \varepsilon \right) \leq e^{-N \cdot D(F_t - \varepsilon, F_t)} , \quad (\text{B.1})$$

where $D(p, q) = p \log(p/q) + (1-p) \log((1-p)/(1-q))$ is the KL-divergence between two Bernoulli distributions. Given a $\delta \in (0, 1)$, define the random variable Q as the solution to the implicit equation

$$N \cdot D \left(\frac{1}{N} \sum_{k=1}^N \mathbf{1}_{\{X_k \geq t\}}, Q \right) = \log(1/\delta) . \quad (\text{B.2})$$

Note that, from a realization of X_1, \dots, X_N , the realization of Q from (B.2) can be solved for by numerical root finding. Plugging the definition of Q back into the Chernoff inequality (B.1), we conclude that there exists an event \mathcal{E} (in the product σ -algebra) such that on \mathcal{E} the inequality $F_t \leq Q$ holds, and furthermore $\mathbb{P}^N(\mathcal{E}) \geq 1 - \delta$. This is the methodology which we use to generate all our bounds, with $\delta = 10^{-4}$. Hence, the statements of the form “ $F_t \leq \gamma$ ” in Section 5.1 should be understood as operating under the assumption that our implementation of the simulation chose a particular realization which is contained in the simulator event \mathcal{E} described previously.