

Query-Aware Sparse Coding for Multi-Video Summarization

Zhong Ji, Yaru Ma, Yanwei Pang, and Xuelong Li

Abstract—Given the explosive growth of online videos, it is becoming increasingly important to relieve the tedious work of browsing and managing the video content of interest. Video summarization aims at providing such a technique by transforming one or multiple videos into a compact one. However, conventional multi-video summarization methods often fail to produce satisfying results as they ignore the user’s search intent. To this end, this paper proposes a novel query-aware approach by formulating the multi-video summarization in a sparse coding framework, where the web images searched by the query are taken as the important preference information to reveal the query intent. To provide a user-friendly summarization, this paper also develops an event-keyframe presentation structure to present keyframes in groups of specific events related to the query by using an unsupervised multi-graph fusion method. We release a new public dataset named MVS1K, which contains about 1,000 videos from 10 queries and their video tags, manual annotations, and associated web images. Extensive experiments on MVS1K dataset validate our approaches produce superior objective and subjective results against several recently proposed approaches.

Index Terms—video summarization, sparse coding, query-aware, multi-video.

I. INTRODUCTION

THE rapid growth of video data has steadily occupied the vast majority of network flow. For example, YouTube, as one of the primary online video sharing website, serves over 300 hours video upload per minute in 2017. This massive amount of video has increased the demand for efficient ways to manage and browse desired video content [1][2][3]. However, given an event query, search engines usually return thousands or even more videos, which are quite noisy, redundant, and even irrelevant. This makes it difficult for users to grasp the thrust of the whole event, forcing them to spend a lot of time and effort to explore the main content of the returned videos.

Multi-Video Summarization (MVS) is one of the effective ways to tackle this problem. It extracts the essential information of multiple videos frames as keyframes to produce a condensed and informative version. In this way, it empowers the users to quickly browse and comprehend a large amount of video content.

One key challenge to MVS is to accurately access the users search intent, that is, to generate query-aware summarization. Consequently, a surge of efforts have been carried out along this thread. These efforts can be divided into three categories: searching-based approaches [4][5][6], learning-based approaches [1][2][7], and fusion-based approaches [8][9][10]. Specifically, the searching-based one prefers to select those video frames with high similarities to the searched web images as the keyframes in summarization [4][5][6]. The idea behind

it is that the searched web images returned by the search engines are generally reflect the search intent for a specific query, thus the generated MVS is query-aware. However, this type of approach tends to produce several redundant keyframes in a summarization since there are always many frames satisfying the high similarity criterion in multiple videos. The learning-based one selects the keyframes by building a learning model [1][2][7]. For example, Wang et al. [1] apply a multiple instance learning model to localize the tags into video shots and select the query-aware keyframes in accordance with the tags. It achieves satisfactory performance on limited query-video dataset. However, it is a severe obstacle to scale such N-way discrete classifiers beyond a limited number of discrete query categories [10]. Recently, there are considerable interests on fusing the ideas of the above two types of approaches to overcome their respective drawbacks. Some pioneering fusion-based approaches formulate the MVS problem in a graph model [8], concept learning model [9], and multi-task learning model [10], respectively.

On the other hand, sparse coding technique is effective and widely used in single video summarization [11][12]. It formulates keyframes selection problem as a coefficient selection one, which guarantees the general properties of a single video summarization, such as conciseness and representativeness. However, it is inappropriate to directly utilize sparse coding to MVS since there is plenty of irrelevant or less relevant content to the query in multiple videos. Otherwise, the summarization will contain several noisy or unimportant keyframes, which weakens the conciseness and representativeness. A natural idea is taking advantage of the searched web images to emphasize the important content in the sparse coding framework. However, it is still an unsolved challenging problem and there is no such previous work as far as we know.

To deal with this challenge, we present a QUery-Aware Sparse Coding (QUASC) method that generates the query-dependent MVS by fusing the ideas of sparse coding and search-based approach. Moreover, to present the summarization in a friendly manner, we also develop a novel Event-Keyframe Presentation (EKP) structure with a Multi-Graph Fusion (MGF) approach to present keyframes in groups of specific events related to the query. The MVS framework of the proposed QUASC and MGF is illustrated in Fig. 1. It is worthwhile to highlight several aspects of the proposed methods:

(1) A novel query-aware sparse coding (QUASC) method for multi-video summarization is proposed. It formulates the multi-video summarization in a sparse coding framework, where the web images searched by the query are taken as the

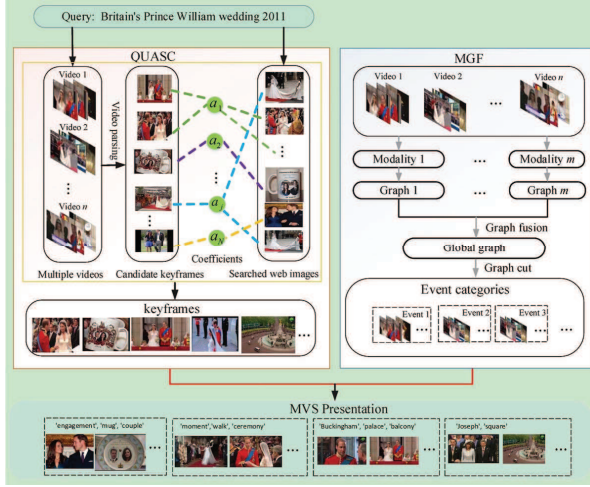


Fig. 1. The MVS pipeline of the proposed QUASC and MGF approaches.

important preference information to reveal the query intent. As far as we know, this is the first attempt to combine the ideas of sparse coding and web images in multi-video summarization. (2) A user-friendly summarization representation structure is developed, which presents the keyframes in groups of specific events related to the query.

(3) A new public dataset named MVS1K is released.¹ It contains about 1,000 videos from 10 queries and their video tags, manual annotations, and associated web images. To the best of our knowledge, it is the largest public multi-video summarization dataset. Both our data and code will be made available.

The rest of the paper is organized as follows. Previous work on video summarization and sparse coding-based video summarization methods are discussed in the following section. The proposed QUASC method is introduced in Section III. Section IV describes the proposed keyframe presentation method in detail, followed by a description of the MVS1K dataset in Section V. Section VI concludes the papers.

II. RELATED WORK

A. Video Summarization

Video summarization has received much attention in recent years due to the urgent demand to digest a long video or a large number of short videos for efficient browsing and understanding by users. Although great progress has been made, creating relevant and compelling summaries for arbitrarily long videos with a small number of keyframes or clips is still a challenging task.

Generally, a good summarization should satisfy three properties: (1) conciseness, (2) representativeness, and (3) informativeness. In particular, conciseness is also called minimum information redundancy, which refers to there should be little duplicate or similar content in video summarization. It guarantees that the video summary is not only easy to browse, but also reduces the requirements for storage. Representativeness is also known as maximum information coverage, which

refers to that the summarization should represent as much as possible the video content, so that it is conducive to the overall understanding of the video. Informativeness means the criterion of important information preference, which refers to the most important and relevant information is preferred in the summarization.

Video summarization can be static or dynamic. The static summarization is composed with a collection of selected keyframes, while the dynamic one is composed with a collection of selected clips. Additionally, according to the number of videos to be summarized, there is Single-Video Summarization (SVS) and Multi-video Summarization (MVS). SVS has a relatively long research history, and a detailed review can be referred to [13] and [14]. In the following, we will introduce the recent work on MVS in detail.

Recently, many studies address their attentions to MVS. For example, Lu et al. [15] propose a saliency based approach by training a linear regression model to predict the importance score for each frame in egocentric videos. Motivated by the observation that important visual concepts tend to appear repeatedly across videos of the same topic, [16] proposes a Maximal Biclique Finding (MBF) algorithm that is optimized to find sparsely co-occurring patterns across videos collected using a topic keyword. Nie et al. [2] propose a novel MVS method for handheld videos. They first design a weakly supervised video saliency model to select those frames with semantically important regions as keyframes, and then develop a probabilistic model to fit the keyframes into a MVS by jointly optimizing multiple attributes of aesthetics, coherence, and stability. Besides the visual information, Li and Meriello [17] also exploit acoustic information in the videos to assist the construction of MVS with the idea of Maximal Marginal Relevance borrowed from text summarization domain. However, these approaches neglect the users search intent, which may not be adequate to satisfy the users requirement.

Consequently, several researches tend to study the methods associated with query to cater to the user's search intent. One of the promising trends is the fusion-based approaches by fusing the idea of searching-based and learning-based approaches. For example, Kim et al. [8] address the problem of jointly summarizing large sets of Flickr images and YouTube videos, where the video summarization is achieved by diversity ranking on the similarity graphs between images and video candidate frames. The reconstruction of storyline graphs is formulated as the inference of sparse time-varying directed graphs from a set of photo streams with assistance of videos. Observed that images related to the title can serve as a proxy for important visual concepts of the main topic, TVSum method [9] uses title-based image search results to find the visually important keyframes as video summarization. Specifically, it learns canonical visual concepts shared between video and images, by finding a joint-factorial representation of two data sets. Motivated by the idea of zero-shot learning [18][19], Liu et al. [10] adopt a large-scale click-through based video and image data to learn a visual-semantic embedding model to bridge a mapping between the visual information and the textual query. Thus, it has the capability to predict the relevance between unseen textual or visual information. In this

¹<http://tinyurl.com/jizhong-dataset>

way, only those frames related to the query can be chosen as keyframes.

B. Sparse Coding Approaches in Video Summarization

There are several methods that formulate the single video summarization as a sparse coding problem. That is to say, using the sparse coding method to build a learning model to obtain the video summarization. It satisfies the properties of the general video summarization, i.e., representativeness and conciseness. For example, Gong et al. [11] propose a summarization method for consumer videos, which uses an $L_{2,1}$ norm to regulate the coefficient matrix. Liu et al. [12] adopt a similar method with [11] to generate a summarization for user-generated-video. To overcome the weakness of L_1 norm and $L_{2,1}$ norm, Mei et al. use $L_{2,0}$ norm [20] and L_0 norm [21] in the sparse coding framework to generate video summarization, respectively. All the above sparse coding-based methods focus on single video summarization, in which the keyframes are taken as the base vectors in the dictionary model. In addition, they consider little about criterion of informativeness, i.e., the most important and relevant information should be preferably chosen in the summarization.

Different from them, QUASC focuses on query-based multiple videos summarization, and takes all the video candidate frames as the base vectors. Besides, QUASC also introduces the web images searched from Internet to the learning model to put more emphasis to the important content, thus criterion of informativeness can be guaranteed. Therefore, from the aspects of data source (single video or multiple videos) and the learning model, QUASC is quite different from existing sparse coding-based approaches.

III. THE PROPOSED QUASC METHOD

This section presents the proposed QUASC method, in which both the candidate keyframes and the searched web images are employed to reconstruct the semantic topic space in a space coding framework. In this way, each candidate keyframe will be assigned an important score to denote its contribution in the semantic topic space. Therefore, the summarization can be generated by selecting those candidate keyframes with higher important scores. The diagram is depicted in Fig. 2.

Let $X = [x_1, \dots, x_i, \dots, x_N] \in R^{d \times N}$ denotes the visual features of the video candidate keyframes, and $Z = [z_1, \dots, z_i, \dots, z_L] \in R^{d \times L}$ denotes the visual features of the web images searched by the query, where d is the visual feature dimensionality, N and L are the data numbers, respectively. With the idea of sparse coding, all the candidate frames are taken as the basis vectors to reconstruct the semantic space of X and Z . Then, the following objective function is formulated to decrease the least-square reconstruction error (LSRE) as much as possible:

$$\min_A \frac{1}{2N} \sum_{i=1}^N \left\| x_i - \sum_{j=1}^N a_j x_j \right\|_2^2 + \frac{1}{2L} \sum_{i=1}^L \left\| z_i - \sum_{j=1}^N a_j x_j \right\|_2^2 \quad (1)$$

s.t. $a_j \geq 0$, for $j \in \{1, \dots, N\}$

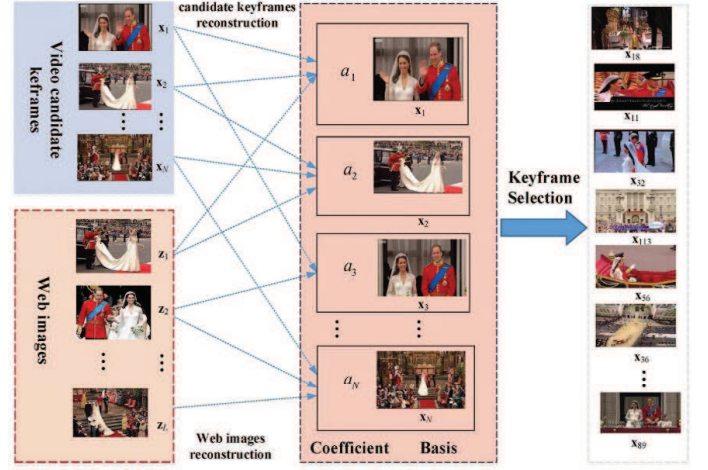


Fig. 2. The diagram of the QUASC approach.

where $\|\cdot\|_2$ is an L_2 norm, and $A = [a_1, \dots, a_N]$ is the reconstruction coefficient vector reflecting the importance of the candidate keyframe. Therefore, the coefficients is actually an importance score for each candidate keyframe. Equation (1) aims at reconstructing a semantic space for a given query, revealed by both the video candidate keyframes and the web searched images.

However, there are some irrelevant content among the web images, which do not reflect the user's search intent and will compromise the generation of the final summarization. To reduce the impacts of these noisy images, we employ adaptive weights to control the reconstruction error from the web images and video candidate keyframes, i.e., the second term in Eq. (1):

$$\rho_i = \frac{1}{N} \sum_{j=1}^N \text{sim}(z_i, x_j) (i = 1, 2, \dots, L), \quad (2)$$

where $\text{sim}(z_i, x_j)$ is the cosine similarity between a web image z_i and a candidate keyframe x_j . Thus, the adaptive weights ρ_i is actually an average cosine similarity between a web image and all the candidate keyframes. Particularly, smaller ρ_i means a smaller relevant degree between the web image z_i and the candidate keyframes, which denotes z_i maybe a noisy web image. Thus, it plays a smaller role in the reconstruction process. On the contrary, larger ρ_i plays a larger role in the reconstruction process. Moreover, the purpose of a summarization is to use as few keyframes as possible to represent a video or videos. To this end, we add a sparsity constraint on the coefficient vector in Eq. (1). Therefore, the final objective function for QUASC is as follows:

$$\min_A \frac{1}{2N} \sum_{i=1}^N \left\| x_i - \sum_{j=1}^N a_j x_j \right\|_2^2 + \frac{\rho_i}{2L} \sum_{i=1}^L \left\| z_i - \sum_{j=1}^N a_j x_j \right\|_2^2 + \gamma \|A\|_1 \quad (3)$$

s.t. $a_j \geq 0$, for $j \in \{1, \dots, N\}$, $\gamma > 0$

where γ is a regularization parameter, $\|\cdot\|_1$ is an L_1 norm. Eq.(3) can be solved with the coordinate descent method [22], then the coefficient vector can be obtained.

Finally, the coefficients $a_j (j \in [1, N])$ larger than a selection threshold Tc are chosen, whose corresponding candidate keyframes $K = [k_1, \dots, k_T]$ are the final keyframes in the video summarization.

QUASC has the following advantages. Firstly, it satisfies the above mentioned three properties for video summarization. Specifically, the fact that all the candidate keyframes are used as the basis vectors ensures the representativeness property, the usage of web images guarantees the generated summarization with greater user attention, which actually satisfies the informativeness property, and finally, the L_1 norm on the reconstruction coefficient vector meets the conciseness property. Furthermore, QUASC is an unsupervised method, requiring no human annotations for training the model. The implementation steps of QUASC is shown in Fig. 3.

IV. MVS PRESENTATION

After obtaining the keyframes, the next important step is to effectively present these keyframes. In a single video summarization, the keyframes are presented in the order in which they are recorded. However, this method cannot be used for the query-based video summarization, since it has to summarize multiple videos. In this situation, the keyframes are from different videos, thus it is impossible to present them according to the order they play. Most existing methods just present the keyframes by their importance score [23], however, they cannot provide a clear logical relationship among the keyframes.

To provide a more user-friendly representation manner, we develop an Event-Keyframe Presentation (EKP) structure to present keyframes in groups of specific events related to the query. Specifically, we first develop an unsupervised Multi-Graph Fusion (MGF) method to automatically find the events related to the query, as illustrated in Fig. 4. It is a key step in EKP. And then, the keyframes are divided into different event categories by the correspondence between the keyframes and the videos. Finally, the summarization is vividly represented via a two-layer structure, that is, the first layer is event descriptions, and the second layer is keyframes, as shown in Fig. 5.

In the following, we will describe the details of the MGF method. It is based on an observation that most videos in MVS are short videos and contain only single event. Therefore, the event categorization problem is converted to video categorization problem. We take each individual video as a node, and the textual and visual similarities among the nodes as edges to establish two undirected weighted graph models respectively, i.e., textual graph and visual graph.

First, the tags information around each video, such as titles, descriptions, are used to build the textual graph G^t . Specifically, text preprocessing work, such as stop word removal and word segmentation are first performed, and then word2vec method [24] are applied to extract the textual features. Next, k -means algorithm is used to cluster the words with similar meaning. Finally, by regarding the words in a same cluster as the same word, the TF-IDF features [25] are extracted to calculate the textual similarities among the nodes. Therefore,

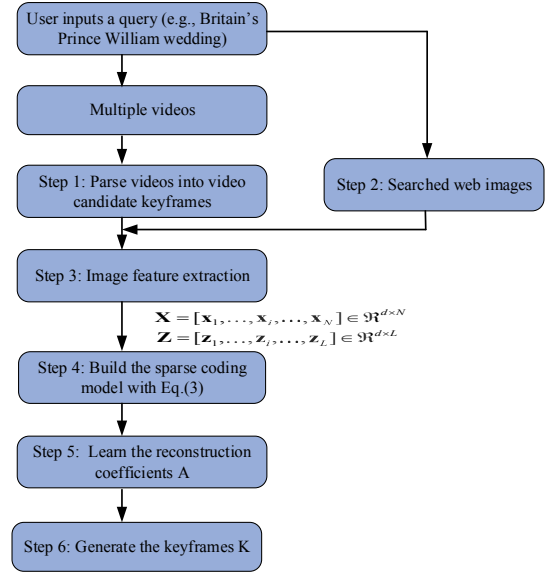


Fig. 3. The flowchart of QUASC.

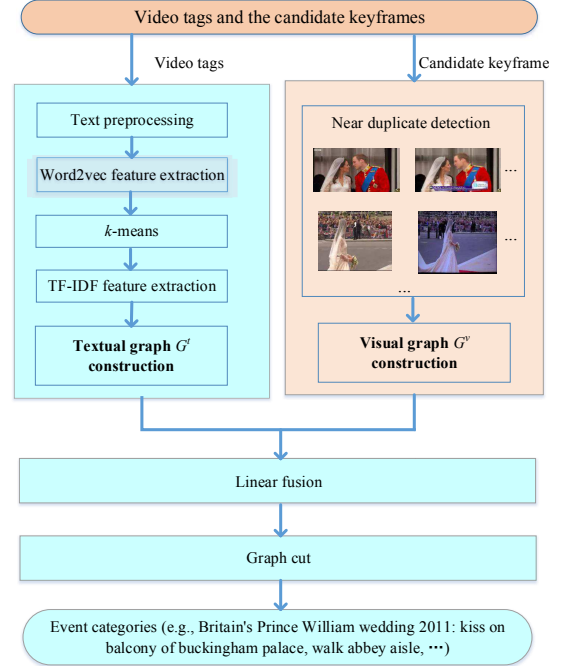


Fig. 4. The flowchart of Multi-Graph Fusion method.

we get the textual graph $G^t = (V, E^t, W^t)$, where each video represents a node $v \in V$, edges $e^t \in E^t$ belong to $V \times V$, and W^t is the textual similarity matrix assigning values to each edge. Specifically, the Gaussian kernel distance is used here.

Second, the visual graph G^v is built with near duplicated frames. Since the videos are about the same query, there are a lot of duplicate content. It is observed that if there are more near duplicate candidate keyframes between two videos, then more similar the two videos have. Therefore, we use the number of near duplicate candidate keyframes N_{dk}^{ij} between



Fig. 5. The summarization presentation via a two-layer EKP structure. Particularly, event 1 is about engagement and cup, event 2 is about ceremony at Westminster abbey church, event 3 is about celebrations at Buckingham Palace balcony, and event 4 is about celebrations at Joseph Square.

video v_i and video v_j to calculate the similarity:

$$W_{ij}^v = \frac{N_{dk}^{ij}}{L_{ij}} \quad (4)$$

where L_{ij} denotes the average candidate keyframes between video v_i and video v_j . Specifically, the near duplicate candidate keyframes are detected with the method in [26].

Finally, the two graphs are fused according to the following linear formula:

$$W_{ij}^v = \alpha W_{ij}^v + (1 - \alpha) W_{ij}^t \quad (5)$$

where $\alpha > 0$ is a balance parameter. Then, the graph cut algorithm [27] is applied to the final graph and clusters the videos into several categories, which represent different events. Therefore, in accordance with the correspondence between the keyframes and the videos, the keyframes can be assigned to different events. Moreover, we use the top 10 words extracted by the TF-IDF algorithm from each cluster to describe event, and sort the events and keyframes by the videos upload time and play order, as shown in Fig. 5.

V. MVS1K BENCHMARK DATASET

Although there are already some query-based multi-video summarization datasets, most of them are in small scale [9][17]. Flickr/YouTube dataset [8] is large enough, however, it is not publicly available. The lack of large-scale dataset limits

MVS development to some extent. Therefore, we collected a new dataset, MVS1K, which contains about 1, 000 videos from 10 queries crawled from YouTube, and their video tags, manual annotations, and associated web images. To the best of our knowledge, it is the largest publicly available MVS benchmark.

A. Data Collection and Annotation

We select 10 hot events from Wikipedia News from the year of 2011 to 2016 as queries, and collect about 100 videos for each query from YouTube. From the search results, we select videos with the criteria similar to that in [9]: (1) under the Creative Commons license; (2) duration is 0 to 4 minutes; (3) contains more than a single shot; (4) its title is descriptive of the visual topic in the video. Table I shows descriptive statistics. As we know, video summarization has no clear-cut ground truth labels due to its subjectivity inference. Thus, annotation is usually implemented by human judgments. After annotators to watch all the query-related videos, there are two approaches to annotate the data. One approach is to label the importance scores for each candidate keyframes [9][31], the other is to directly choose the final keyframes. We take the latter approach in our work. Specifically, we invite 2 male and 2 female with different knowledge background as annotators. They are asked to choose the keyframes from the

TABLE I

DESCRIPTIVE STATISTICS OF MVS1K. THE QUERIES ARE BRITAINS PRINCE WILLIAM WEDDING 2011 (WEDDING), PRINCES DEAD 2016 (PD), NASA DISCOVERS EARTH-LIKE PLANET (NASA), AMERICAN GOVERNMENT SHUTDOWN 2013 (AGS), MALAYSIA AIRLINE MH370 (MH370), FIFA CORRUPTION SCANDAL 2015 (FIFA), OBAMA RE-ELECTION 2012 (OBAMA), ALPHAGO VS LEE SEDOL (ALPHAGO), KOBE BRYANT RETIREMENT (KOBE), AND PAIRS TERROR ATTACKS (PARIS)

Query ID	Query	#Video	Duration(seconds)	#Web Image	#Candidate Keyframe
1	Wedding	90	10018	324	1034
2	PD	104	13759	142	1445
3	NASA	100	14816	226	1249
4	AGS	82	10898	177	880
5	MH370	109	10468	435	1221
6	FIFA	90	9973	177	731
7	Obama	85	10939	207	1178
8	AlphaGo	84	8025	118	875
9	Kobe	109	14933	221	1031
10	Paris	83	9687	651	774
Total	-	936	113516	2678	10418

TABLE II

HUMAN LABELING CONSISTENCY OF OUR MVS1K DATASET

Query ID	Human labeling consistency		
	minimum	maximum	mean
1	0.487	0.586	0.546
2	0.401	0.489	0.455
3	0.405	0.495	0.465
4	0.420	0.486	0.456
5	0.357	0.466	0.431
6	0.445	0.506	0.464
7	0.507	0.608	0.540
8	0.346	0.477	0.429
9	0.540	0.656	0.599
10	0.475	0.590	0.551
Average	0.438	0.536	0.494

candidate keyframes according to the criteria of conciseness, representativeness, and informativeness.

Furthermore, to accurately reflect the query intent in the summarization, we also collect the web images for each query. We use the same method in [9] to perform query expansion, and collect hundreds of images per query using Baidu image search engine.

Finally, we report the human label consistency of our MVS1K dataset, as given in Table II. Human label consistency [31] is a metric to assert the consistency of human selections, which is defined as follows:

$$\bar{F}_i = \frac{1}{N-1} \sum_{j=1, j \neq i} 2 \frac{P_{ij} R_{ij}}{P_{ij} + R_{ij}} \quad (6)$$

where N is the number of annotators, P_{ij} is the precision and R_{ij} the recall of annotators i using selection j as ground truth. From table II, we can observe that the MVS1K dataset has a mean of $\bar{F}_i = 0.494$ (min. 0.438, max. 0.536), which is significantly higher than that in the SumMe dataset ($\bar{F}_i = 0.31$) [28] and the TVSum dataset ($\bar{F}_i = 0.36$) [9].

B. Comparison with Existing Datasets

Table III shows the comparison between MVS1K and the popularly existing multi-video summarization datasets. It can be observed that Flickr/YouTube dataset [21] is the largest one, unfortunately, it is not publicly available. Among the publicly available datasets, our MVS1K has the following merits: (1)

it is the largest; (2) it provides searched web images; (3) it provides tags information. Specifically, the tags include the title, description, hit number, and upload time. Therefore, it can be claimed that MVS1K is the most informative, largest, and publicly available multi-video summarization dataset.

VI. EXPERIMENTAL RESULTS

A. Experimental Settings

We evaluate our QUASC approach on MVS1K dataset since it is the only public one with searched web images. The textual features are 100D word2vec and TF-IDF, respectively. The visual features is a 4352D vector, composed by a 4096D VGGNet-19 CNN feature [29] and a 256D HSV color histogram feature. All the videos are parsed with the shot boundary detection method in [30], and then the middle frames are chosen from each shot as candidate keyframes. All approaches use the same shot boundary information. As for the implementation details in QUASC, we set $\gamma = 0.005$ (in Eq.(3)), $\alpha = 0.7$ (in Eq.(5)), and $T_c = 0.01$.

We compare our approach with three baselines: (1) Sparse coding-based method. We choose the MSR method in [21] as one of the representative methods, which formulates the video summarization in a minimum sparse reconstruction framework. Particularly, it uses the final keyframes as the basis vectors, and the norm instead of the popularly relaxed constraints of and norm [10][11]. (2) Clustering-based method [31], which clusters the candidate keyframes with k -means algorithm, and takes the nearest frames to the cluster centers as keyframes. However, the value of should be set in advance. Different from the method in [31], for simplicity, we select the keyframe numbers in MSR [21] as the k values. (3) Fusion-based method, name TVSum [9] that uses the video title as a priori knowledge to find visually important shots. Specifically, it presents a co-archetypal analysis technique to learn canonical visual concepts shared between video and images by finding a joint-factorial representation of two datasets.

B. Objective Experiments Results

We evaluate the objective quality of QUASC approach by comparing the automatically generated keyframes and the

TABLE III
DATASET COMPARISON

Dataset	TVsum[9]	YouTube Co-activity[32]	FlickrYouTube[8]	GeoVid[3]	YSL[17]	MVS1K(ours)
#Query	10	11	20	-	1	10
#Video	50	115	15,912	641	14	936
Genre	diverse	activity	outdoor recreation	geo	diverse	news
Duration per video(min)	2-10	0-4	-	-	0-8	0-4
Total duration (hour)	3.5	-	1,586.8	11.6	0.8	28.8
Average duration(min)	4.2	-	6.0	1.1	3.4	1.8
Annotation	Y	Y	Y	Y	Y	Y
#Annotator	20	-	5	-	12	4
Tags	N	N	N	Y	N	Y
Web image	N	N	Y	N	N	Y
Public	Y	Y	N	Y	Y	Y
Year	2015	2016	2014	2012	2016	2017

manually labeled ground truth. In specific, we first calculate the Euclid distance between each generated keyframe and each ground truth keyframe one by one. If the normalized distance is smaller than the predefined threshold of 0.6, the two types of keyframe are considered to be matched, then they are excluded in the next comparative round. Then, the metrics of precision(P), recall(R), and F-score(F) are defined as follows:

$$P = \frac{n_M}{n_{AG}} \quad (7)$$

$$R = \frac{n_M}{n_{GT}} \quad (8)$$

$$F = 2 \frac{P \times R}{P + R} \quad (9)$$

where n_M , n_{AG} and n_{GT} denotes the numbers of matched keyframes, automatically generated keyframes, and the ground truth keyframes, respectively. The average results for all the annotators' ground truth are taken as the final performance.

Table IV shows the performance comparison of QUASC against the baselines. We can observe that QUASC significantly outperforms the others. Specifically, in the view of precision, QUASC is higher than [31], [21], and [9] in 10%, 21%, and 12%, respectively. In the view of recall, QUASC is higher than [31], [21], and [9] in 7%, 15%, and 9%, respectively. QUASC performs better on seven queries than the other methods on both P and R . In the view of F-score, QUASC outperforms [31], [21], and [9] in 8%, 17%, and 9%, respectively. It achieves the best F-score on six queries. Besides, the number of keyframes are also provided in table IV. Because the cluster number in [31] is determined by that in [21] in our implementation, their keyframe numbers are the same. On the other hand, although the number of keyframes per query in QUASC is quite different from other comparative algorithms, they have similar average keyframe numbers.

Fig. 6 provides a keyframe representation of summarizations generated using four different approaches. From the results, we clearly observe that the clustering-based approach in [31] contains high redundancy. This is because that it clusters the visually similar frames in the same category but neglects the semantic redundancy. Another problem is that it includes unimportant/irrelevant keyframes. This is because that the visually dissimilar frames can constitute independent clusters, from which the keyframes can also be selected. As

for TVSum approach [9], it takes the web searched images as an importance priori, but neglects the processing of redundant information. Thus, there are many redundant keyframes. As a comparison, the MSR approach [21] has less redundancy but includes much more unimportant/irrelevant keyframes. This is because that it considers that the visually dissimilar frames can bring in more new information. Thus, unimportant or irrelevant frames are prone to be selected for a summarization. In contrast, our QUASC approach has less redundancy and unimportant/irrelevant keyframes.

C. Subjective Experiments Results

We conducted a subjective user study as further evaluation among 6 participants with 4 females and 2 males. Each user was familiar with the video content to be summarized and was required to evaluate the summarizations generated by the three approaches for the 10 query-based video sets Q1-Q10.

The participants were required to assign each summarization a score between 1 (poor) and 10 (good) indicating whether the summarization catering to the three properties with high visual quality. The evaluation results are presented in Fig.7(a). We can recognize that users prefer the summaries generated using our QUASC method in all queries. On average, the clustering-based method, TVSum and MSR reach 81.9%, 82.4% and 77.8% of the satisfaction of QUASC, respectively.

We also analyze the statistical reliability, i.e., whether the scores contain a serious bias from certain users, with results illustrated in Fig.7(b). We can see that various users have approximately similar preferences among these methods, indicating that the results are reliable.

D. Evaluation on the Proposed EKP Presentation Manner

Furthermore, we invited the same 6 participants to vote for the presentation with and without EKP manner, as shown in Fig. 5 and Fig. 6, respectively. Table V shows the results, which indicates the user-friendliness of EKP presentation manner. This is mainly because that the two-layer structural presentation of event-keyframes is more understandable, specifically for the multi-video summarization.

VII. CONCLUSION AND FUTURE WORK

This paper investigates the query-aware MVS. The proposed QUASC is an unsupervised method, which incorporates the

TABLE IV
OBJECTIVE PERFORMANCE COMPARISON. P DENOTES PRECISION, R DENOTES RECALL, F DENOTES F-SCORE, AND #KF
DENOTES THE NUMBER OF KEYFRAMES IN THE SUMMARIZATION

	Query ID	1	2	3	4	5	6	7	8	9	10	Average
P	Clustering [31]	0.589	0.667	0.602	0.338	0.492	0.559	0.771	0.410	0.410	0.652	0.549
	MSR[21]	0.484	0.461	0.386	0.417	0.417	0.378	0.490	0.333	0.410	0.571	0.435
	TVSum[9]	0.380	0.700	0.360	0.530	0.638	0.435	0.520	0.520	0.520	0.725	0.526
	OUASC (Ours)	0.659	0.579	0.798	0.555	0.667	0.616	0.665	0.505	0.672	0.728	0.644
R	Clustering [31]	0.563	0.471	0.538	0.334	0.426	0.496	0.563	0.211	0.361	0.227	0.419
	MSR[21]	0.460	0.340	0.355	0.411	0.377	0.334	0.365	0.180	0.361	0.193	0.338
	TVSum[9]	0.376	0.428	0.274	0.507	0.362	0.410	0.286	0.368	0.580	0.413	0.400
	OUASC (Ours)	0.430	0.460	0.267	0.586	0.458	0.477	0.586	0.388	0.751	0.493	0.490
F	Clustering [31]	0.576	0.552	0.568	0.336	0.457	0.525	0.651	0.278	0.384	0.337	0.466
	MSR[21]	0.472	0.391	0.370	0.414	0.396	0.355	0.418	0.234	0.384	0.288	0.372
	TVSum[9]	0.378	0.530	0.311	0.519	0.461	0.423	0.351	0.431	0.548	0.527	0.450
	OUASC (Ours)	0.520	0.513	0.400	0.570	0.513	0.538	0.623	0.439	0.709	0.588	0.544
#KF	Clustering [31]	48	51	59	51	63	47	48	36	39	28	47.0
	MSR[21]	48	51	59	51	63	47	48	36	39	28	47.0
	TVSum[9]	50	50	45	50	40	50	40	50	50	40	46.5
	OUASC (Ours)	33	57	21	55	48	41	59	52	51	56	47.3



Fig. 6. Summarizations for the query of “Britain’s Prince William wedding 2011” generated by QUASC, Cluster-based [31], MSR [21] and TVSum [9] approaches, respectively. For the space limited, only the first 27 keyframes are presented in this figure, where the red bound denotes the keyframe has no important information, and the green bound denotes the keyframe is redundant (Best viewed in color).

searched web images and multiple videos in a sparse coding framework. In QUASC, all the candidate keyframes are used as the basis vectors, the objective is to find as few keyframes

as possible to reconstruct both multiple videos and searched web images. Furthermore, we also develop an event-keyframe presentation structure to present keyframes in groups of spe-

MVS approaches.

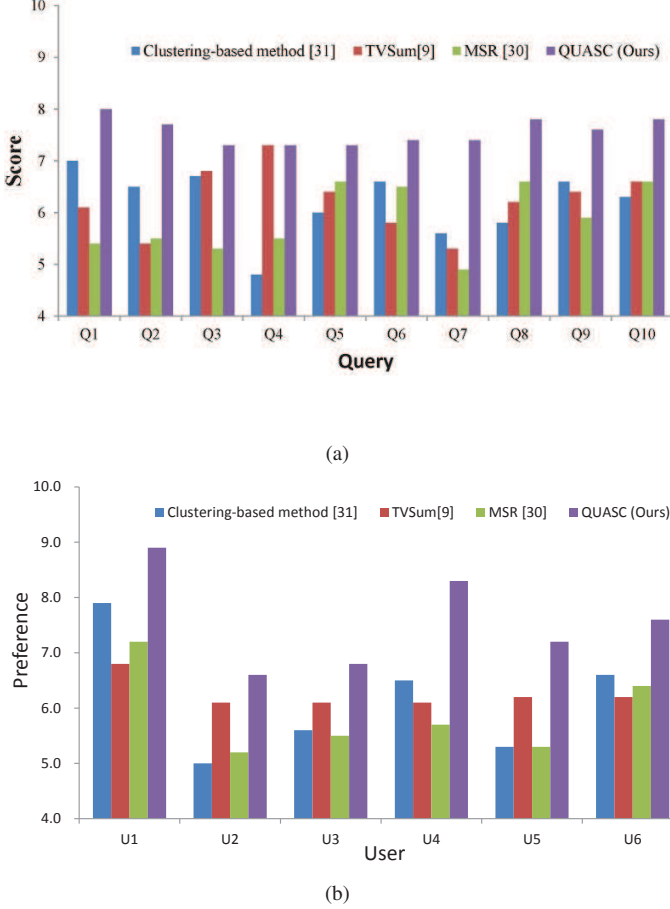


Fig. 7. User study results: (a) evaluation among summarizations generated by the four methods over 10 query-based video sets, and (b) user preference among four summarization methods.

TABLE V
VOTE RESULTS FOR THE PRESENTATION WITH AND WITHOUT EKP
MANNER

Query ID	with EKP(Votes/percentage)	without EKP(Votes/percentage)
1	5 (83.3%)	1 (16.7%)
2	2 (33.3%)	4 (66.7%)
3	4 (66.7%)	2(33.3%)
4	3 (50%)	3 (50%)
5	4 (66.7%)	2(33.3%)
6	3 (50%)	3 (50%)
7	2 (33.3%)	4 (66.7%)
8	4 (66.7%)	2(33.3%)
9	3 (50%)	3 (50%)
10	5 (83.3%)	1 (16.7%)
Average	3.5(58.3%)	2.5(41.7%)

cific events related to the query by using an unsupervised multi-graph fusion method. The effectiveness and superiority of the proposed methods are demonstrated on the publicly large MVS1K dataset.

Moving forward, we plan to apply the idea of zero-shot learning [18][19] to fully utilize the tag information (e.g., description, comments) for the query-aware MVS. Also, we are interested in designing end-to-end supervised learning

REFERENCES

- [1] Meng Wang, Richang Hong, Guangda Li, et al., "Event Driven Web Video Summarization by Tag Localization and Key-Shot Identification", *IEEE Transactions on Multimedia*, vol. 14, no. 4, pp. 975-985, 2012.
- [2] Liqiang Nie, Richang Hong, Luming Zhang, et al., "Perceptual Attributes Optimization for Multivideo Summarization", *IEEE Transactions on Cybernetics*, vol. 46, no. 12, pp. 1-13, 2016.
- [3] Ying Zhang, and Roger Zimmermann, "Efficient Summarization From Multiple Georeferenced User-Generated Videos", *IEEE Transactions on Multimedia*, vol. 18, no.3, pp. 418-431, 2016.
- [4] Neel Sundaresan, Chih-Jen Lin, Raffay Hamid, et al., "Largescale video summarization using web-image priors", *IEEE Conference on Computer Vision and Pattern Recognition*, pp. 2698-2705, 2013.
- [5] Lamberto Ballan, Marco Bertini, Alberto Del Bimbo, et al., "Enriching and localizing semantic tags in internet videos", in *Proceedings of ACM International Conference on Multimedia*, pp. 1541-1544, 2011.
- [6] Weigang Zhang, Chunxi Liu, Zhenjun Wang, et al., "Web video thumbnail recommendation with content-aware analysis and query-sensitive matching", *Multimedia Tools and Applications*, vol.73, no. 1, pp. 547-571, 2014.
- [7] Haojie Li, Lei Yi, Bin Liu, et al., "Localizing relevant frames in web videos using topic model and relevance filtering", *Machine Vision Applications*, vol. 25, no. 7, pp. 1661-1670, 2014.
- [8] Gunhee Kim, Leonid Sigal, Eric P. Xing, "Joint summarization of large-scale collections of web images and videos for storyline reconstruction", in *Proceedings of the IEEE Conference on Computer Vision and Pattern Recognition*, pp. 4225-4232, 2014.
- [9] Yale Song, Jordi Vallmitjana, Amanda Stent, et al. "TVSum: Summarizing web videos using titles", in *Proceedings of the IEEE Conference on Computer Vision and Pattern Recognition*, pp. 5179-5187, 2015.
- [10] Wu Liu, Tao Mei, Yongdong Zhang, and et al., "Multi-Task Deep Visual-Semantic Embedding for Video Thumbnail Selection", in *Proceedings of IEEE Conference on Computer Vision and Pattern Recognition*, pp. 3707-3715, 2015.
- [11] Yang Cong, Junsong Yuan, and Jiebo Luo, "Towards scalable summarization of consumer videos via sparse dictionary selection". *IEEE Transactions on Multimedia*, vol. 14, no. 1, pp. 66-75, 2012.
- [12] Yulong Liu, Huaping Liu, Yunhui Liu, and Fuchun Sun, "User-generated-video summarization using sparse modelling", in *International Joint Conference on Neural Networks*, pp. 3909-3915, 2014.
- [13] Ba Tu Truong and Svetha Venkatesh, "Video abstraction: A systematic review and classification", *ACM Transactions on Multimedia Computing, Communications, and Applications*, vol. 3, no. 1, pp. 1-37, 2007.
- [14] Arthur G. Money and Happy Agius, "Video summarisation: A conceptual framework and survey of the state of the art", *Journal of Visual Communication and Image Representation*, vol. 19, no. 2, pp. 121-143, 2008.
- [15] Zheng Lu and Kristen Grauman, "Story-Driven Summarization for Egocentric Video", in *Proceedings of IEEE Conference on Computer Vision and Pattern Recognition*, pp. 2714-2721, 2013.
- [16] Wen-Sheng Chu, Yale Song, Alejandro Jaimes, "Video co-summarization: Video summarization by visual co-occurrence", in *Proceedings of the IEEE Conference on Computer Vision and Pattern Recognition*, pp. 3584-3592, 2015.
- [17] Yingbo Li, and Bernard Merialdo, "Multimedia maximal marginal relevance for multi-video summarization", *Multimedia Tools and Applications*, vol. 75, no. 1, pp. 1-22, 2016.
- [18] Andrea Frome, Greg S. Corrado, Jonathon Shlens, et al., "Devise: A deep visual-semantic embedding model", in *Advance in Neural Information Processing Systems*, pp. 2121-2129, 2013.
- [19] Zhong Ji, Yunlong Yu, Yanwei Pang, Jichang Guo, Zhongfei Zhang, "Manifold regularized cross-modal embedding for zero-shot learning", *Information Sciences*, vol. 378, pp. 48-58, 2017.
- [20] Shaohui Mei, Genliang Guan, Zhiyong Wang, et al., "L2, 0 constrained sparse dictionary selection for video summarization", in *IEEE International Conference on Multimedia and Expo*, pp. 1-6, 2014.
- [21] Shaohui Mei, Genliang Guan, Zhiyong Wang, et al., "Video summarization via minimum sparse reconstruction", *Pattern Recognition*, vol. 48, no.2, pp. 522-533, 2015.
- [22] Stephen J. Wright, "Coordinate descent algorithms", *Mathematical Programming*, vol. 151 no. 1, pp. 3-34, 2015.
- [23] Luming Zhang, Yue Gao, Richang Hon, et al., "Probabilistic Skimlets Fusion for Summarizing Multiple Consumer Landmark Videos", *IEEE Transactions on Multimedia*, vol. 17, no. 1, pp. 40-49, 2015.

- [24] Tomas Mikolov, Ilya Sutskever, Kai Chen, et al., “Distributed representations of words and phrases and their compositionality”, *Advances in Neural Information Processing Systems*, pp. 3111-3119, 2013.
- [25] Gerard Salton and Chris Buckley, “Term-Weighting Approached in Automatic Text Retrieval”, *Information Processing and Management*, vol. 4, no. 5, pp. 513-523, 1989.
- [26] Ondrej Chum, James Philbin, and Andrew Zisserman, “Near Duplicate Image Detection: min-Hash and tf-idf Weighting”, in *British Machine Vision Conference*, pp. 1-10, 2008.
- [27] Yuri Boykov, Olga Veksler, and Ramin Zabih, “Fast Approximate Energy Minimization via Graph Cuts”, *IEEE Transactions on Pattern Analysis and Machine Intelligence*, vol. 23, no. 11, pp. 1222-1239, 2002.
- [28] Michael Gygli, Helmut Grabner, Hayko Riemenschneider, et al., “Creating summaries from user videos”, in *European Conference on Computer Vision*, pp. 505-520, 2014.
- [29] Karen Simonyan, Andrew Zisserman, “Very Deep Convolutional Networks for Large-Scale Image Recognition”, *International Conference on Learning Representations*, pp. 1-14, 2014.
- [30] Jinhui Yuan, Huiyi Wang, Lan Xiao, et al., “A Formal Study of Shot Boundary Detection”, *IEEE Transactions on Circuits and Systems for Video Technology*, vol. 17, no. 2, pp. 168-186, 2007.
- [31] Sandra Eliza Fontes de Avila, Ana Paula Brandao Lopes, Antonio da Luz Jr, et al, “VSUMM: A mechanism designed to produce static video summaries and a novel evaluation method”, *Pattern Recognition Letters*, vol. 32, no. 1, pp. 56-68, 2011.
- [32] Donghun Yeo, Bohyung Han, Joon Hee Han, “Unsupervised Co-Activity Detection from Multiple Videos Using Absorbing Markov Chain”, in *AAAI Conference on Artificial Intelligence*, pp. 3662-3668, 2016.