

Entanglement Verification in Quantum Networks with Tampered Nodes

Michele Amoretti¹, Stefano Carretta²

1: Department of Engineering and Architecture - University of Parma, Italy

2: Department of Mathematical, Physical and Computer Sciences - University of Parma, Italy

Quantum Information Science - University of Parma, Italy

Contact: michele.amoretti@unipr.it

Abstract

In this paper, we consider the problem of entanglement verification across the quantum memories of any two nodes of a quantum network. Its solution can be a means for detecting (albeit not preventing) the presence of intruders that have taken full control of a node, either to make a denial-of-service attack or to reprogram the node. Looking for strategies that only require local operations and classical communication (LOCC), we propose two entanglement verification protocols characterized by increasing robustness and efficiency.

Keywords and phrases Quantum Network; Entanglement Verification; LOCC

1 Introduction

Quantum networking is an emerging field using the properties of quantum mechanics to bring new, useful capabilities to networking. Quantum networks enable the transmission of quantum information between physically separated quantum computers [1, 2, 3]. In particular, they support the end-to-end generation of *entangled quantum states* across distant nodes [4, 5, 6, 7]. Entangled states exhibit correlations that have no classical analog and may be used, e.g., to solve leader election problems [8], to perform distributed computing tasks [9, 10], to share secrets [11, 12, 13], or to perform remote synchronization of clocks [14]. The IRTF Quantum Internet Research Group (QIRG), whose purpose is to standardize quantum networking protocols, has recently released an Internet-Draft on advertising entanglement capabilities [15].

In this work, we consider the problem of entanglement verification across the quantum memories of any two nodes of a quantum network. Its solution can be a means for detecting (albeit not preventing) the presence of intruders that have taken full control of a node. We focus on *Bell states*, i.e., maximally entangled states of quantum systems made of two qubits. In particular, we consider two-party Bell pairs, where the qubits of each pair are physically separated, stored in the quantum memories of two distant nodes of the quantum network.

Experimental procedures for entanglement verification have been classified by van Enk *et al.* [16] as follows: 1) teleportation, 2) Bell-CHSH inequality tests, 3) tomography, 4) entanglement witnesses, 5) direct measurement of entanglement, 6) consistency with entanglement. All these approaches have been studied analytically and experimentally, in the context of scenarios that are different from the one described in this paper — where the source of entanglement is assumed to be trusted, but one party may be dishonest. Usually, the focus is either on untrusted sources of entangle qubits (photons, in most cases)

or on eavesdroppers that interfere with the quantum channel while entangled qubits are transmitted.

Blume-Kohout *et al.* [17] illustrated a reliable method to quantify exactly what can be concluded from finite data sets resulting from measurements in entanglement verification protocols. The authors made no assumption on the causes of non-entanglement. Christandl and Renner [18] showed that quantum state tomography, together with an appropriate data analysis procedure, allows one to obtain confidence regions, i.e., subsets of the state space in which the true state lies with high probability. The proposed approach can be applied to arbitrary measurements including fully coherent ones, as shown by Arrazola *et al.* [19].

Most protocols refer to the scenario in which entangled qubits are photon pairs, as it is the most simple to implement experimentally. Usually, there are two parties that do not trust each other and may (or may not) trust the source of entangled photon pairs. Bennett *et al.* [20] proposed a protocol that allows one party to verify entanglement when the (untrusted) Prover is also the source of entangled photon pairs. Moroder *et al.* [21] presented a framework for device-independent quantification of bi- and multipartite entanglement, meaning that the amount of entanglement is measured based on the observed classical data only but independent of any quantum description of the employed devices. In their problem formulation, the authors do not consider the possibility that involved parties may be dishonest.

We look for entanglement verification protocols that only require local operations and classical communication (LOCC) to work, which are easier to implement and more robust to channel noise. The LOCC protocol proposed by Nagy and Akl [22] (denoted as NA2010 for simplicity) is a working solution that we consider as a baseline.

Two-party LOCC protocols for entanglement verification can be compared in terms of robustness and efficiency. The general definition of robustness suggested by Renner [23] is a perfect fit.

► **Definition 1.** A two-party protocol \mathcal{P} is ϵ -robust on the inputs of the two interacting parties if the probability that the protocol aborts is at most ϵ .

For the efficiency, we adopt a more specific definition.

► **Definition 2.** A two-party entanglement verification protocol \mathcal{P}_1 is more efficient than another two-party entanglement verification protocol \mathcal{P}_2 , if the probability that the protocols abort is the same, but \mathcal{P}_1 sacrifices less Bell states than \mathcal{P}_2 .

1.1 Contributions

We state the entanglement verification problem according to the single-prover quantum interactive proof model [24]. The two parties are denoted as Verifier and Prover, respectively. The Verifier wants to check the honesty of the Prover, which is untrusted.

As a warm up, we summarize the reference protocol NA2010 [22] and we formalize its analysis by proving the following theorem.

► **Theorem 3.** NA2010 is $(7/8)^m$ -robust on any set of m Bell states shared by the Verifier and the Prover, assuming that the Prover is an attacker that performs measurements either in the computational or diagonal basis.

Then, we propose two entanglement verification protocols, denoted as AC1 and AC2, which are characterized by increasing robustness and efficiency. More specifically, we prove the following theorems.

► **Theorem 4.** *AC1 is $(3/4)^m$ -robust on any set of m Bell states shared by the Verifier and the Prover, assuming that the Prover is controlled by an attacker that performs measurements either in the computational or diagonal basis.*

► **Theorem 5.** *AC2 is $(3/8)^m$ -robust on any set of $2m$ Bell states shared by the Verifier and the Prover, assuming that the Prover is controlled by an attacker that performs measurements either in the computational or diagonal basis.*

We also show that, remarkably, the success probability of each AC2 round is always $\geq 1/2$ for any measurement basis the malicious Prover adopts to destroy the entanglement. Noteworthy, this result holds despite the assumption that the attacker has exactly the same capabilities of the Verifier. Moreover, we characterize and compare the three protocols in terms of efficiency, showing that AC2 is better than AC1, which is better than NA2010.

Last but not least, we illustrate simulation results, obtained with SimulaQron [25], and experimental results, based on the IBM Q platform [26], that confirm the theoretical analysis of the three protocols.

2 Notation

The notation adopted in this paper is the usual one in quantum computing [27, 28]. A qubit is a quantum-mechanical system whose state can be represented as a vector in \mathbb{C}^2 . Using the *computational basis* $|0\rangle = \begin{pmatrix} 1 \\ 0 \end{pmatrix}$, $|1\rangle = \begin{pmatrix} 0 \\ 1 \end{pmatrix}$, the generic state of a qubit is $|\psi\rangle = \alpha|0\rangle + \beta|1\rangle$, where $\alpha, \beta \in \mathbb{C}$ are called *probability amplitudes* (with $|\alpha|^2 + |\beta|^2 = 1$).

When a qubit gets measured, the result is either 0 or 1, with probability $|\alpha|^2$ or $|\beta|^2$, respectively. The post-measurement state of the qubit is either $|0\rangle$ or $|1\rangle$, respectively. Thus, if a qubit results to be in superposition of the basis states, with unknown probability amplitudes, there is no way to know the values of α and β with a single measurement.

One may use *diagonal basis* $|+\rangle = \frac{|0\rangle+|1\rangle}{\sqrt{2}}$, $|-\rangle = \frac{|0\rangle-|1\rangle}{\sqrt{2}}$ to represent the state of a qubit: $|\psi\rangle = \frac{\alpha+\beta}{\sqrt{2}}|+\rangle + \frac{\alpha-\beta}{\sqrt{2}}|-\rangle$. Measuring with respect to the diagonal basis results in $+$, with probability $|\alpha + \beta|^2/2$, or $-$, with probability $|\alpha - \beta|^2/2$. The corresponding post-measurement states are $|+\rangle$ or $|-\rangle$, respectively.

The Hadamard operator $H = \frac{1}{\sqrt{2}} \begin{pmatrix} 1 & 1 \\ 1 & -1 \end{pmatrix}$ maps $|0\rangle$ to $|+\rangle$ and $|1\rangle$ to $|-\rangle$. Other operators we will use are Pauli-X: $X = \begin{pmatrix} 0 & 1 \\ 1 & 0 \end{pmatrix}$, and Pauli-Z: $Z = \begin{pmatrix} 1 & 0 \\ 0 & -1 \end{pmatrix}$.

An n qubit system has 2^n basis states. Any measurement result $x \in \{0, 1\}^n$ occurs with probability $|\alpha_x|^2$, $\alpha_x \in \mathbb{C}$, with the state of the qubits after the measurement being $|x\rangle$. The normalization condition is $\sum_{x \in \{0, 1\}^n} |\alpha_x|^2 = 1$.

Sometimes it is not possible to decompose the state of an n qubit quantum system in the tensor product of the component states. Such a state is denoted as *entangled*. Bell states are maximally entangled quantum states of two qubits: $|\beta_{00}\rangle = \frac{|00\rangle+|11\rangle}{\sqrt{2}}$, $|\beta_{01}\rangle = \frac{|01\rangle+|10\rangle}{\sqrt{2}}$, $|\beta_{10}\rangle = \frac{|00\rangle-|11\rangle}{\sqrt{2}}$, $|\beta_{11}\rangle = \frac{|01\rangle-|10\rangle}{\sqrt{2}}$. If we measure the first qubit, in $|\beta_{00}\rangle$ we obtain either 0 or 1. Result 0 leaves the post-measurement state $|00\rangle$, while result 1 leaves $|11\rangle$. Thus, a measurement of the second qubit always gives the same result as the measurement of the first qubit. The same reasoning applies to the other types of Bell states.

3 Attack Model

In quantum networks, the following attack scenarios may be considered.

1. The attacker is able to measure some (or all) of the qubits—either by intercepting them while they travel on a network link, or by gaining access to the memory of some nodes.
2. The attacker is able to entangle some (or all) of the qubits with a quantum memory of her own, and measure that memory at a later point after listening in on the classical communications.
3. The attacker is able to completely take over certain nodes, including the quantum memories at those nodes. This is essentially the assumption that some parties are not trustworthy.

It is assumed that the attacker can listen in on all classical communications.

Work on *quantum key distribution* has generally shown that scenario 2 does not give the attacker appreciably more power than scenario 1. By contrast, scenario 3 makes the attacker much more powerful. To detect the attacker while intercepting qubits that are transmitted over quantum channels, there are several known effective strategies. For example, the generalized Bell's theorem (CHSH inequalities) [29] can be used, as suggested by Ekert [12].

In this paper we focus on scenario 3, where the attacker physically captures the node and takes full control of its functioning. Such a node is generally called *compromised*, but there are two alternative cases. In the first case, the attacker interacts with the local quantum memory, reconfiguring the states of the qubits (e.g., breaking entangled states shared with other nodes, by measuring local qubits) either to make a denial-of-service attack or to reprogram the node to a behavior in accordance with her own plans. Thus, entanglement verification is a means for intrusion detection. In the second case, which is out of the scope of this paper, the attacker does not interact with the local quantum memory, thus preserving the entangled quantum states that are shared with other nodes. Thus, the attacker can read incoming messages and send her own ones, but she cannot reprogram the node. The success of any verification scheme relies on the attacker's weakness in making the node behave as if it was not compromised.

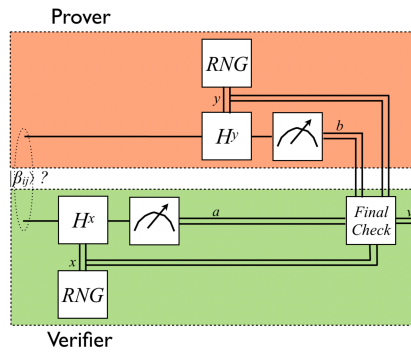
Definitely, the attack scenario we consider is very disruptive. However, the entanglement verification protocols we propose put a limit on the actions the all-powerful attacker may do. Indeed, there is no perfect strategy for the attacker, due to the design of the protocols.

4 Entanglement Verification Protocols

In the following, we propose a formal analysis of the NA2010 LOCC protocol for entanglement verification proposed by Nagy and Akl [22], which is the one we consider as a baseline. Then, we define and analyze two alternative LOCC protocols for entanglement verification, namely AC1 and AC2. Compared to NA2010 [22], AC1 is much more robust and efficient. AC2 is even better than AC1.

4.1 NA2010 Protocol

Let us suppose that two nodes share n entangled qubit pairs whose assumed state is $|\beta_{ij}\rangle$, with $i, j \in \{0, 1\}$. One of the two nodes, denoted as the Verifier, wants to check if the other node (the Prover) has been compromised. To this purpose, the Verifier starts the NA2010 protocol illustrated in Fig. 1 and detailed in Box 4.1.



■ **Figure 1** Quantum circuit for NA2010.



Box 4.1 - NA2010 Protocol

$v \leftarrow 0, k \leftarrow 0$ where $v \in \{0, 1\}, k \in \mathbb{N}$
 WHILE $((k < m) \wedge (v = 0))$ DO
 1. $k \leftarrow k + 1$
 2. The Verifier picks at random a previously unchecked qubit pair (with assumed state $|\beta_{ij}\rangle$) and a random value $x \in \{0, 1\}$.
 3. If $x = 0$, the Verifier measures in the computational basis its qubit of the selected qubit pair. If $x = 1$, the Verifier applies the Hadamard operator H to its qubit of the selected qubit pair, then measures the qubit in the computational basis (this is equivalent to measuring in the diagonal basis). The measured value is denoted as a .
 4. Using a public and authenticated classical channel, the Verifier sends a message to the Prover, specifying which qubit pair is being checked (by means of an identifier).
 5. The Prover selects a random value $y \in \{0, 1\}$.
 6. If $y = 0$, the Prover measures its qubit of the selected qubit pair. If $y = 1$, the Prover applies the Hadamard operator to its qubit of the selected qubit pair, then measures the qubit.
 7. Using a public and authenticated classical channel, the Prover sends the measured value b and y to the Verifier.
 8. The Verifier produces a classical bit $v = 1$ if one of the following conditions hold:
 a. $|\beta_{00}\rangle$ or $|\beta_{10}\rangle, x = y = 0, a \neq b$;
 b. $|\beta_{10}\rangle$ or $|\beta_{11}\rangle, x = y = 0, a = b$;
 c. $|\beta_{00}\rangle$ or $|\beta_{01}\rangle, x = y = 1, a \neq b$;
 d. $|\beta_{10}\rangle$ or $|\beta_{11}\rangle, x = y = 1, a = b$;
 In any other case, the Verifier produces $v = 0$.
 IF $v = 1$ THEN output "compromised" ELSE abort.

4.1.1 Robustness Analysis of NA2010

Proof of Theorem 1. If the Prover has not been compromised, its behavior is expected to be fair, i.e., respecting the protocol. If the Prover is an attacker, it could, in theory, send random b and y values to the Verifier. However, this would not affect the chances of being detected by the Verifier (as the Prover does not know x). Thus, we assume the Prover respects the protocol also when it is an attacker.

Consider the case where the assumed state of the selected qubit pair is $|\beta_{00}\rangle$. If the Prover is controlled by an attacker that has measured its qubit in the computational basis, the actual state is either $|00\rangle$ or $|11\rangle$. If $x = y = 0$, measuring returns either 00 or 11, with equal probability. Thus, it is not possible to detect that the Prover is an attacker. If $x = y = 1$ (whose probability is $1/4$), measurement results may be 00, 01, 10 or 11, with equal probability. When $a \neq b$ (i.e., measurement results are either 01 or 10; the probability is $1/2$), the attacker is detected. If the Prover is controlled by an attacker that has measured its qubit in the diagonal basis, the actual state is either $|+\rangle$ or $|-\rangle$. If $x = y = 0$, measurement results may be 00, 01, 10 or 11, with equal probability. When $a \neq b$,

XX:6 Entanglement Verification in Quantum Networks with Tampered Nodes

measurement results are either 01 or 10), the attacker is detected. Instead, if $x = y = 1$, measuring returns either 00 or 11, with equal probability. Thus, it is not possible to detect that the Prover has been compromised. To summarize, when the selected qubit pair is $|\beta_{00}\rangle$, if the attacker measured either in the computational basis or in the diagonal basis, there is always a $1/8$ probability to detect it. The same result holds for the other Bell states.

Overall, for each round of the protocol, if the attacker performs measurements either in the computational or diagonal basis, the probability to detect a non-entangled pair is $1/8$, i.e., the attacker succeeds with probability $7/8$. If the procedure is executed m times, the protocol aborts with probability $(7/8)^m$. ◀

In other words, NA2010 succeeds in detecting the attacker with probability $p_m = 1 - (7/8)^m$.

4.1.2 Efficiency Analysis of NA2010

NA2010 consists of m repetitions of the following operations:

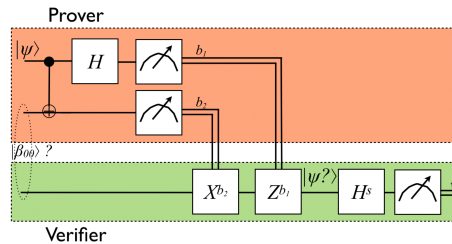
- random number generation (twice);
- qubit measurement (twice);
- application of the H gate (never, once or twice);
- classical bit dispatching (k by the Verifier, where k is the size of the identifier that specifies which qubit pair is being checked; 2 by the Prover);
- binary variable check (5 by the Verifier; $k + 1$ by the Prover).

Only basic single-qubit quantum gates are used. The circuit is specific for NA2010.

By checking $m = 10$ qubit pairs with NA2010, the attacker is caught with probability $p_m = 1 - (7/8)^{10} = 0.73$. With $m = 20$, the probability is $p_m = 0.93$. To get $p_m = 0.99$, it is necessary to check $m = 35$ qubits.

4.2 AC1 Protocol

To check if the Prover has been compromised, the Verifier may start the AC1 protocol illustrated in Fig. 2 and detailed in Box 4.2.



■ **Figure 2** Quantum circuit for AC1 (case $|\beta_{i,j}\rangle = |\beta_{00}\rangle$).



Box 4.2 - AC1 Protocol

$v \leftarrow 0, k \leftarrow 0$ where $v \in \{0, 1\}, k \in \mathbb{N}$
WHILE $((k < m) \wedge (v = 0))$ **DO**

1. $k \leftarrow k + 1$
2. Using a public and authenticated classical channel, the Verifier sends a classical message to the Prover, to start a quantum teleportation process [30] where the state $|\psi\rangle$ of a qubit has to be transferred from the Prover to the Verifier, with the sacrifice of a Bell state $|\beta_{i,j}\rangle$. The message contains the identifier of the Bell pair to be used in the quantum teleportation process, plus one bit s (selector) to specify whether $|\psi\rangle = |0\rangle$ (when $s = 0$) or $|\psi\rangle = (|0\rangle + |1\rangle)/\sqrt{2}$ (when $s = 1$) (with uniform probability).
3. The Prover prepares a qubit in the state $|\psi\rangle$ and runs the quantum teleportation protocol, finally

sending two classical bits b_1 and b_2 to the Verifier over a public and authenticated classical channel.

4. The Verifier completes the quantum teleportation protocol, using b_1 and b_2 . Then, the Verifier applies H^s , then measures the state of the resulting qubit in the computational basis, obtaining a classical bit v .

IF $v = 1$ THEN output “compromised” ELSE abort.

4.2.1 Robustness Analysis of AC1

Proof of Theorem 2. If the Prover is not controlled by an attacker, it is expected that its behavior is fair, i.e., it does respect the protocol. On the other hand, if the Prover is controlled by an attacker, it could, in theory, send random b_1 and b_2 to the Verifier. However, this would not affect the chances of being detected by the Verifier. Thus, we assume the Prover respects the protocol also when it is an attacker.

Independently of $|\beta_{ij}\rangle$, if the Prover has not been compromised, the state $|\psi\rangle$ results at the Verifier, after the quantum teleportation protocol has been completed. Thus, by applying H^s to $|\psi\rangle$, the Verifier obtains $|0\rangle$. As a consequence, the successive measurement always result in $v = 0$.

On the other hand, if the Prover has been compromised, the Verifier may get a $|+\rangle$ or $|-\rangle$ state after applying H^s . The probability of this scenario is $1/2$, corresponding to

- $s = 1$ and the attacker broke the entanglement by measuring in the computational basis;
- $s = 0$ and the attacker broke the entanglement by measuring in the diagonal basis.

In both cases, there is a $1/2$ probability to measure $v = 1$, which would reveal that the Prover has been compromised. Overall, the probability to detect a non-entangled pair is $1/4$, for each round of the protocol. Thus, the attacker succeeds with probability $3/4$. If the procedure is executed m times, the protocol aborts with probability $(3/4)^m$. ◀

In other words, AC1 succeeds in detecting the attacker with probability $p_m = 1 - (3/4)^m$.

Importantly, the probability p to detect the attacker in one round of the protocol, remains > 0 for any possible choice of the measurement basis by the attacker. Assuming that the Verifier gets $|\psi\rangle = \alpha|0\rangle + \beta|1\rangle$, with $\alpha, \beta \in \mathbb{C}$ such that $|\alpha|^2 + |\beta|^2 = 1$, then

- if $s = 0$, then $H^s|\psi\rangle = |\psi\rangle$ and $p = |\beta|^2$;
- if $s = 1$, then $H^s|\psi\rangle = \frac{(\alpha+\beta)|0\rangle - (\alpha-\beta)|1\rangle}{\sqrt{2}}$ and $p = \frac{|\alpha-\beta|^2}{2}$.

Thus, considering that $s = 0$ and $s = 1$ have the same probability, it is

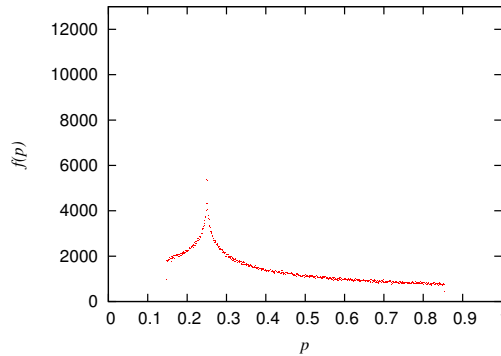
$$p = \frac{1}{2} \left(|\beta|^2 + \frac{|\alpha - \beta|^2}{2} \right) \quad (1)$$

To characterize the range of p , we generated 10^6 uniformly random combinations of α and β and we observed the frequency distribution $f(p)$ illustrated in Fig. 3. The domain of $f(p)$ is approximately $[0.146, 0.854]$. Interestingly, $f(p)$ has one peak in $p = 1/4$, which is the value obtained considering an attacker that performs measurements either in the computational or diagonal basis. Last but not least, the mean value of p is approximately $0.41 > 1/4$.

4.2.2 Efficiency Analysis of AC1

AC1 consists of m repetitions of the following operations:

- classical bit dispatching ($k + 1$ by the Verifier, where k is the size of the identifier that specifies which qubit pair is being checked, and 1 is for s ; 2 by the Prover);
- preparation of a qubit with state $|\psi\rangle$ (once by the Prover)
- application of the CNOT gate (once by the Prover);



■ **Figure 3** Frequency distribution of the probability p to detect the attacker with AC1.

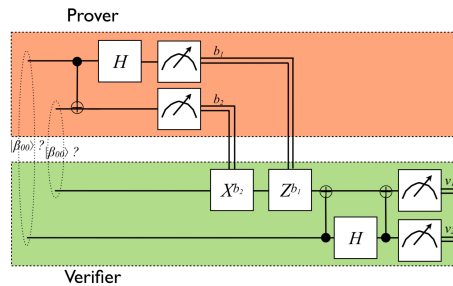
- application of the H gate (once by the Prover, never or once by the Verifier depending on s);
- qubit measurement (once by the Verifier, twice by the Prover);
- application of the X gate (never or once, by the Verifier);
- application of the Z gate (never or once, by the Verifier);
- binary variable check (3 by the Verifier; $k + 1$ by the Prover).

The total amount of dispatched classical bits is $k + 3$, one more than NA2010.

AC1 is more efficient than NA2010, considering the number of sacrificed Bell states. By checking $m = 5$ qubit pairs with AC1, the attacker is caught with probability $p_m = 1 - (3/4)^5 = 0.7626$. With $m = 10$, the probability is $p_m = 0.9436$. To get $p_m = 0.99$, it is necessary to check $m = 17$ Bell pairs — with respect to NA2010, 50% less Bell states are sacrificed.

4.3 AC2 Protocol

To check if the Prover has been compromised, the Verifier may start the AC2 protocol illustrated in Fig. 4 and detailed in Box 4.3.



■ **Figure 4** Quantum circuit for AC2. The entangled qubit pairs are both supposed to be in the state $|\beta_{ij}\rangle = |\beta_{00}\rangle$.



Box 4.3 - AC2 Protocol

$v \leftarrow 0, k \leftarrow 0$ where $v \in \{0, 1\}, k \in \mathbb{N}$
 WHILE $((k < m) \wedge (v = 0))$ DO
 1. $k \rightarrow k + 1$
 2. The Verifier selects a qubit pair (q_1, q_2) that is supposed to be in a Bell state $|\beta_{ij}\rangle$. The Verifier owns

q_1 , while the Prover owns q_2 . Using a public and authenticated classical channel, the Verifier sends a classical message to the Prover, for starting a quantum teleportation process to transfer the state of q_2 . The message contains the identifier of the qubit pair (q_1, q_2) to be checked, as well as the identifier of another qubit pair that is supposed to be entangled and enables the quantum teleportation process.

3. The Prover performs the operations required by the quantum teleportation protocol, finally sending two classical bits b_1 and b_2 to the Verifier, over a public and authenticated classical channel.
4. The Verifier completes the quantum teleportation protocol, using b_1 and b_2 . Once obtained the whole state of the qubit pair to be checked for entanglement, the Verifier applies a quantum circuit whose purpose is to turn the Bell basis into the computational basis. Finally, the Verifier measures both qubits, thus obtaining two classical bits v_1 and v_2 .
5. The Verifier concludes that the Prover has been compromised if and only if
 - the state of the checked qubit pair was supposed to be $|\beta_{00}\rangle$, and $v_1v_2 \neq 00$
 - the state of the checked qubit pair was supposed to be $|\beta_{01}\rangle$, and $v_1v_2 \neq 10$
 - the state of the checked qubit pair was supposed to be $|\beta_{10}\rangle$, and $v_1v_2 \neq 11$
 - the state of the checked qubit pair was supposed to be $|\beta_{11}\rangle$, and $v_1v_2 \neq 01$
 In that case, the Verifier sets v to 1. In any other case, the Verifier cannot decide and leaves v unchanged.

IF $v = 1$ THEN output “compromised” ELSE abort.

4.3.1 Robustness Analysis of AC2

Proof of Theorem 3. If the Prover is not controlled by an attacker, it is expected to behave fairly, i.e., to respect the protocol. On the other hand, if the Prover is controlled by an attacker, it could, in theory, send random b_1 and b_2 to the Verifier. However, this would not affect the chances of being detected by the Verifier. Thus, we assume the Prover respects the protocol also when it is an attacker.

If the Prover has not been compromised, the checked qubit pair results at the Verifier, after the teleportation. The effect of the quantum circuit at the Verifier is to turn the Bell basis $\{|\beta_{00}\rangle, |\beta_{01}\rangle, |\beta_{10}\rangle, |\beta_{11}\rangle\}$ into the computational basis $\{|00\rangle, |10\rangle, |11\rangle, |01\rangle\}$. Thus, if the Prover has not been compromised, a checked $|\beta_{00}\rangle$ always yields $v_1v_2 = 00$ and a checked $|\beta_{11}\rangle$ always yields $v_1v_2 = 01$. Similarly, checking $|\beta_{01}\rangle$ and $|\beta_{10}\rangle$ always yields $v_1v_2 = 10$ and $v_1v_2 = 11$, respectively.

On the other hand, if the Prover has been compromised, both the teleportation process and the checked qubit pair are affected. The state of a broken-entanglement qubit pair is then one of $\{|00\rangle, |01\rangle, |10\rangle, |11\rangle\}$ or one of $\{|+\rangle, |-\rangle, |-\rangle, |-\rangle\}$, depending on the original entanglement and on the basis used by the attacker to perform the measure. For example, let us assume that the qubit pair to be checked is supposed to be in the $|\beta_{00}\rangle$ state and its actual state is $|00\rangle$. The qubit pair indicated by the Verifier for being used in the teleportation process is supposed to be in the $|\beta_{00}\rangle$ state, but actually it may be in the $|00\rangle, |11\rangle, |+\rangle$ or $|-\rangle$ state. Averaging on all these cases, it turns out that the attacker succeeds ($v_1v_2 = 00$) with probability $3/8$. If the procedure is executed m times, the protocol aborts with probability $(3/8)^m$.

The same result is obtained if the state of the qubit pair to be checked, instead of being $|\beta_{00}\rangle$ state, is $|11\rangle, |+\rangle$ or $|-\rangle$, and in general for any supposed $|\beta_{ij}\rangle$ state of the qubit pair to be checked and of the qubit pair to be used for the teleportation. ◀

Theorem 3 states that AC2 succeeds in detecting the attacker with probability $p_m = 1 - (3/8)^m$. Further investigation reveals that the probability p to detect the attacker in one round of the protocol, remains > 0 for any possible choice of the measurement basis by the attacker. Let us assume that the states of the two qubits at the Verifier, after the teleportation, are:

- $\alpha|0\rangle + \beta|1\rangle$, with $\alpha, \beta \in \mathbb{C}$ such that $|\alpha|^2 + |\beta|^2 = 1$, on the bottom line of the quantum circuit illustrated in Fig. 4;

XX:10 Entanglement Verification in Quantum Networks with Tampered Nodes

- $\gamma|0\rangle + \delta|1\rangle$, with $\gamma, \delta \in \mathbb{C}$ such that $|\gamma|^2 + |\delta|^2 = 1$, as the result of the teleportation process.

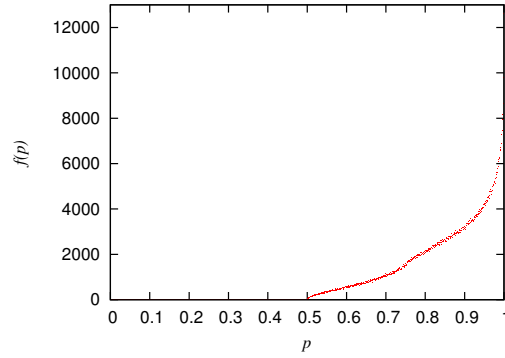
Then, the (CNOT, H , CNOT) circuit produces the following state:

$$|\psi\rangle = \frac{1}{\sqrt{2}}[(\alpha\gamma + \beta\delta)|00\rangle + (\alpha\delta + \beta\gamma)|01\rangle + (\alpha\delta - \beta\gamma)|10\rangle + (\alpha\gamma - \beta\delta)|11\rangle] \quad (2)$$

The probability to detect the attacker is

$$p = P\{|\psi\rangle \neq |00\rangle\} = 1 - \frac{|\alpha\gamma + \beta\delta|^2}{2} \quad (3)$$

To characterize the range of p , we generated 10^6 uniformly random combinations of α, β, γ and δ and we observed the frequency distribution $f(p)$ illustrated in Fig. 5. The domain of $f(p)$ is $[0.5, 1.0]$. Interestingly, $f(p)$ is monotonic with mean value 0.86, which is larger than $5/8$, the p value obtained considering an attacker that performs measurements either in the computational or diagonal basis.



■ **Figure 5** Frequency distribution of the probability p to detect the attacker with AC2.

4.3.2 Efficiency Analysis of AC2

AC2 consists of m repetitions of the following operations:

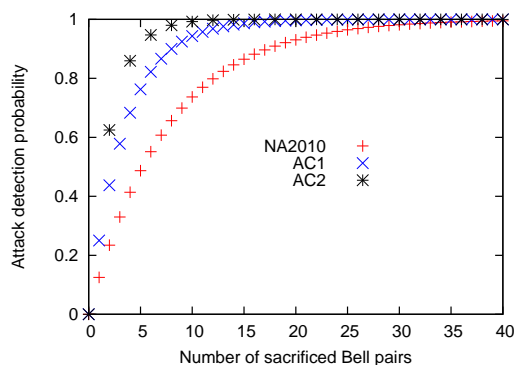
- classical bit dispatching ($2k$ bits by the Verifier, namely k bits specifying the identifier of the qubit pair to be used for the teleportation, and k bits specifying the identifier of the qubit pair to be checked; 2 by the Prover);
- application of the CNOT gate (once by the Prover, twice by the Verifier);
- application of the H gate (once by the Prover, once by the Verifier);
- qubit measurement (twice by the Verifier, twice by the Prover);
- application of the X gate (never or once, by the Verifier);
- application of the Z gate (never or once, by the Verifier);
- binary variable check (2 by the Verifier, $2k$ by the Prover).

The total amount of dispatched classical bits is $2k + 2$, i.e., $k - 1$ more than AC1 and k more than NA2010.

AC2 is more efficient than AC1. By sacrificing 2 Bell states ($m = 1$), with AC2 the attacker is caught with probability $p_m = 1 - (3/8)^1 = 5/8$. With the same amount of sacrificed Bell states, AC1 allows the Verifier to catch the attacker with probability $p_m = 1 - (3/4)^2 = 0.43$.

To get $p_m = 0.99$ with AC2, it is necessary to sacrifice $2m = 10$ Bell states. With respect to NA2010, 71% less Bell states are sacrificed. With respect to AC1, 41% less Bell states are sacrificed.

In Fig. 6, the probabilities of detecting an attacker with the three protocols are compared, with respect to the number of sacrificed Bell states.



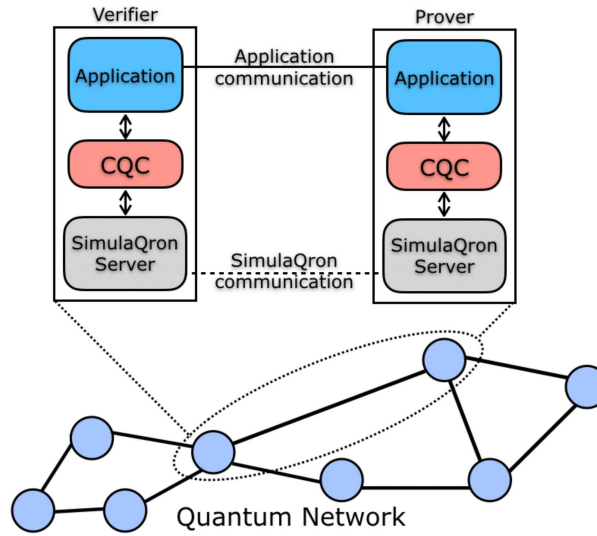
■ **Figure 6** Probability of detecting an attacker, with respect to the number of sacrificed Bell states, in NA2010, AC1 and AC2. It is worth noting that AC2 always sacrifices an even number of Bell states.

5 Implementation

We have implemented the aforementioned protocols with SimulaQron [25], a novel tool for developing distributed software that runs on real or simulated network end-nodes connected by quantum and classical links. What makes SimulaQron highly interesting is its ability to simulate several quantum processors held by the end-nodes of the network. In this way it is possible to run application software on a simulated quantum network, but also on many interconnected quantum networks, providing the possibility of simulating a working Quantum Internet. Finally, SimulaQron also provides the feature of allowing software development that is independent from the underlying quantum hardware platform.

The Python code we have developed can be freely accessed from the GitHub repository at [31]. For each entanglement verification protocol we have considered in this paper (NA2010, AC1 and AC2), we provide the code of the Verifier and the Prover (files `verifier.py` and `prover.py`, respectively). In Fig. 7, a schematic overview of the communication between the simulated nodes is provided. The simulation of the quantum hardware at each node is handled by an instance of SimulaQron server. As illustrated in the reference paper [25], entanglement between distinct nodes is simulated locally by the SimulaQron server associated to one of them. Consistency between nodes is then achieved by appropriate message passing between their SimulaQron servers. The computers in Fig. 7 can be physically different computers. The CQC (classical-quantum combiner) is a middleware layer that facilitates the implementation of application-level protocols. We emphasize that any node can play the Verifier and the Prover (in Fig. 7, two nodes are picked at random).

First, we set m , i.e., the parameter that sets the number of sacrificed Bell states (which is m in NA2010 and AC1, while it is $2m$ in AC2). We configure the Prover in order that it performs measurements either in the computational or diagonal basis, with equal probability. Then we run the protocol and we count the number of iterations before the attacker is detected (denoted as m_d). In case $m_d \leq m$, the attack detection counter d is increased by



■ **Figure 7** Schematic overview of the communication between the simulated nodes.

1. After r repetitions of the protocol simulation, we estimate the probability of detecting an attacker as $P_m \simeq d/r$. Simulation results, using $r = 1000$, are illustrated in Table 1 (in brackets, theoretical values are reported).

■ **Table 1** Attack detection probability (simulation vs. theory)

		Number of sacrificed Bell states				
		2	4	8	16	32
Protocols	NA2010	0.23 (0.23)	0.41 (0.41)	0.66 (0.66)	0.88 (0.88)	0.99 (0.99)
	AC1	0.44 (0.44)	0.69 (0.68)	0.88 (0.89)	0.99 (0.99)	1 (1)
	AC2	0.64 (0.63)	0.86 (0.86)	0.98 (0.98)	1 (1)	1 (1)

A complete experimental evaluation of the protocols would require a physical testbed involving at least two quantum computers connected by a quantum channel for the initialization step. Currently, there is no publicly available facility. In order to test our protocols on a real hardware, the best we could do was to run the AC1 and AC2 quantum circuits on an IBM Q device [26], by means of the Qiskit Terra library. The source code is available in the GitHub repository at [31]. For example, let us consider AC1. Assuming that $|\beta_{00}\rangle$ has been measured in the computational basis, then $v = 1$ has probability $1/4$ (as explained in Section 4). This is confirmed by the experimental results illustrating the distribution of measured bit configurations, when repeating the protocol execution 8000 times for each possible value of s , on the `ibmq_essex` device. With $s = 0$, the output distribution is: $\{111 : 3.2\%; 100 : 1.8\%; 001 : 37.6\%; 110 : 3.1\%; 011 : 3.9\%; 000 : 44.3\%; 010 : 4.2\%; 101 : 1.9\%\}$. With $s = 1$, instead: $\{100 : 9.4\%; 000 : 15.8\%; 101 : 16.2\%; 110 : 12.3\%; 111 : 9.3\%; 011 : 12.2\%; 001 : 11\%; 010 : 13.8\%\}$. Altogether, v (the leftmost bit) is 1 in about 25% of the measured results.

6 Conclusion

We have illustrated and analyzed three LOCC protocols for entanglement verification across node pairs of a quantum network. Two of these protocols (AC1 and AC2) have been proposed for the first time in this work. Moreover, we have implemented, simulated and experimentally

evaluated the aforementioned protocols with SimulaQron [25] and the IBM Q platform [26], obtaining results that confirm the theoretical analysis.

Regarding future work, we will investigate the possibility to extend our protocols to entangled states involving more than two qubits, such as GHZ states, W states and graph states [1].

References

- 1 Rodney Van Meter. *Quantum Networking*. Wiley, 2014.
- 2 L. Gyongyosi, S. Imre, and H. V. Nguyen. A survey on quantum channel capacities. *IEEE Communications Surveys and Tutorials*, 99(1):1149–1205, 2018.
- 3 L. Gyongyosi and S. Imre. Multilayer optimization for the quantum internet. *Scientific Reports*, 8(12690):1–15, 2018.
- 4 L. Gyongyosi and S. Imre. Opportunistic entanglement distribution for the quantum internet. *Scientific Reports*, 9(2219):1–9, 2019.
- 5 L. Gyongyosi and S. Imre. Entanglement availability differentiation service for the quantum internet. *Scientific Reports*, 8(10620):1–8, 2018.
- 6 L. Gyongyosi and S. Imre. Decentralized base-graph routing for the quantum internet. *Phys. Rev. A*, 98(8):022310–1–9, 2018.
- 7 L. Gyongyosi and S. Imre. A poisson model for entanglement optimization in the quantum internet. *Quant. Inf. Proc.*, 18(6):1–35, 2019.
- 8 S. Tani, H. Kobayashi, and K. Matsumoto. Exact quantum algorithms for the leader election problem. *ACM Trans. Comp. Theory*, 4(1):1–24, 2012.
- 9 H. Buhrman and H. Röhrig. Distributed quantum computing. In *Symp. on Math. Found. of Computer Science (MFCS), Bratislava, Slovak Republic, 2003*.
- 10 M. Amoretti, M. Pizzoni, and S. Carretta. Enhancing distributed functional monitoring with quantum protocols. *Quant. Inf. Proc.*, 18(12):1–25, 2019.
- 11 C. H. Bennett and G. Brassard. Quantum cryptography: Public-key distribution and coin tossing. In *IEEE Conf. on Computers, Systems and Signal Processing, Bangalore, India, 1984*.
- 12 A. K. Ekert. Quantum cryptography based on Bell’s theorem. *Phys. Rev. Lett.*, 67(6):661–663, 1991.
- 13 U. Vazirani and T. Vidick. Fully Device-Independent Quantum Key Distribution. *Phys. Rev. Lett.*, 113(14):140501–1–6, 2014.
- 14 M. Ben-Or and A. Hassidim. Fast quantum byzantine agreement. In *ACM STOC, Baltimore, USA, 2005*.
- 15 Kireeti Kompella, Melchior Aelmans, Stephanie Wehner, and Cristian Sirbu. Advertising entanglement capabilities in quantum networks. Internet-Draft draft-kaws-qirg-advent-00, IETF, 2018.
- 16 S. J. van Enk, N. Lütkenhaus, and H. J. Kimble. Experimental procedures for entanglement verification. *Phys. Rev. A*, 75(5):052318–1–14, 2007.
- 17 R. Blume-Kohout, J. O. S. Yin, and S. J. van Enk. Entanglement Verification with Finite Data. *Phys. Rev. Lett.*, 105(17):170501–1–4, 2010.
- 18 M. Christandl and R. Renner. Reliable Quantum State Tomography. *Phys. Rev. Lett.*, 109(12):120403–1–6, 2012.
- 19 J. M. Arrazola, O. Gittsovich, J. M. Donohue, J. Lavoie, K. J. Resch, and N. Lütkenhaus. Reliable entanglement verification. *Phys. Rev. A*, 87(6):062331–1–11, 2013.
- 20 A. J. Bennett, D. A. Evans, D. J. Saunders, C. Branciard, E. G. Cavalcanti, H. M. Wiseman, and G. J. Pryde. Arbitrarily Loss-Tolerant Einstein-Podolsky-Rosen Steering Allowing a

- Demonstration over 1 km of Optical Fiber with No Detection Loophole. *Phys. Rev. X*, 2(3):031003–1–12, 2012.
- 21 T. Moroder, J.-D. Bancal, Y.-C. Liang, M. Hofmann, and O. Gühne. Device-Independent Entanglement Quantification and Related Applications. *Phys. Rev. Lett.*, 111(3):030501–1–5, 2013.
 - 22 M. Nagy and S. G. Akl. Entanglement verification with application to key distribution protocols. *Par. Proc. Lett.*, 20(3):227–237, 2010.
 - 23 R. Renner. Security of Quantum Key Distribution. *Ph.D. thesis, Swiss Federal Institute of Technology Zurich*, 2005.
 - 24 T. Vidick and J. Watrous. Quantum Proofs. *Foundations and Trends in Theoretical Computer Science*, 11(1-2):1–215, 2016.
 - 25 A. Dahlberg and S. Wehner. SimulaQron - A simulator for developing quantum internet software. *Quantum Sci. Technol.*, 4(015001), 2019.
 - 26 IBM. IBM Q. <https://www.ibm.com/quantum-computing/>, 2019.
 - 27 M. A. Nielsen and I. L. Chuang. *Quantum Computation and Quantum Information*. Cambridge University Press, 2000.
 - 28 L. Gyongyosi and S. Imre. A survey on quantum computing technology. *Computer Science Review*, 31:51–71, 2018.
 - 29 J. F. Clauser, M. A. Horne, A. Shimony, and A. Holt. Proposed Experiment to Test Local Hidden-Variable Theories. *Phys. Rev. Lett.*, 23(15):880–884, 1969.
 - 30 C. H. Bennett, G. Brassard, C. Crepeau, R. Jozsa, A. Peres, and W. K. Wootters. Teleporting an Unknown Quantum State via Dual Classical and Einstein-Podolsky-Rosen Channels. *Phys. Rev. Lett.*, 70(13):1895–1899, 1993.
 - 31 Entanglement evaluation protocols, Python code. <https://github.com/qis-unipr/entanglement-verification>. Accessed: 2020-01-08.