

# Primal-Dual Group Convolutions for Deep Neural Networks

Ting Zhang<sup>1</sup> Guo-Jun Qi<sup>2</sup> Bin Xiao<sup>1</sup> Jingdong Wang<sup>1</sup>

<sup>1</sup>Microsoft Research <sup>2</sup>University of Central Florida

{v-tinz, Bin.Xiao, jingdw}@microsoft.com guojun.qi@ucf.edu

## Abstract

*In this paper, we present a simple and modularized neural network architecture, named primal-dual group convolutional neural networks (PDGCNets). The main point lies in a novel building block, a pair of two successive group convolutions: primal group convolution and dual group convolution. The two group convolutions are complementary: (i) the convolution on each primal partition in primal group convolution is a spatial convolution, while on each dual partition in dual group convolution, the convolution is a point-wise convolution; (ii) the channels in the same dual partition come from different primal partitions. We discuss one representative advantage: Wider than a regular convolution with the number of parameters and the computation complexity preserved. We also show that regular convolutions, group convolution with summation fusion (as used in ResNeXt), and the Xception block are special cases of primal-dual group convolutions. Empirical results over standard benchmarks, CIFAR-10, CIFAR-100, SVHN and ImageNet demonstrate that our networks are more efficient in using parameters and computation complexity with similar or higher accuracy.*

## 1. Introduction

Architecture design in deep convolutional neural networks has been attracting increasing interests. The basic design purpose is efficient in terms of computation and parameter with high accuracy. Various design dimensions have been considered, ranging from small kernels [15, 35, 33, 4, 14], identity mappings [10] or general multi-branch structures [38, 42, 22, 34, 35, 33] for easing the training of very deep networks, and multi-branch structures for increasing the width [34, 4, 14].

Our interest is to reduce the redundancy of convolutional kernels. There are two kinds of redundancies: redundancy from the spatial extent and redundancy from the channel extent. In the spatial extent, small kernels are developed, such as  $3 \times 3$ ,  $3 \times 1$ ,  $1 \times 3$  [35, 29, 17, 26, 18]. In the channel extent, channel-wise convolutions or separable filters [28],

such as Xception [4] and deep root [14], have been studied. Our work belongs to the kernel design in the channel extent.

In this paper, we present a novel network architecture, which is a stack of primal-dual group convolution (PDGC) blocks. Each block contains two group convolutions: primal group convolution and dual group convolution, which are conducted on primal and dual partitions, respectively. The primal partitions are obtained by simply splitting input channels, e.g.,  $L$  partitions with each containing  $M$  channels, and there are  $M$  dual partitions, each containing  $L$  channels that lie in different primal partitions. The primal group convolution performs the spatial convolution over each primal partition *separately*, and the dual group convolution performs a  $1 \times 1$  convolution (point-wise convolution) over each dual partition, *blending* the channels across partitions outputted by primal group convolution. Figure 1 illustrates the primal-dual group convolution block.

It is known that a group convolution is equivalent to a regular convolution with sparse kernels: there is no connections across the channels in different partitions. Accordingly, a PDGC block is equivalent to a regular convolution with the kernel composed from the product of two sparse kernels, resulting in a dense kernel. We show that under the same number of parameters/computation complexity, a PDGC block (except the extreme case that the number of primal partitions,  $L$ , is 1) is wider than a regular convolution with the spatial kernel size same to that of primal group convolution. Empirically, we also observe that a network built by stacking PDGC blocks under the same computation complexity and the same number of parameters performs better than the network with regular convolutions.

We study the relations with existing related modules. (i) The regular convolution and group convolution with summation fusion (as studied in [40, 38]), are both primal-dual group convolutions, where the kernels are in special forms and are fixed in dual group convolutions. (ii) A PDGC block in the extreme case where there is only one partition in the dual group convolution is very close to Xception [4].

Our main contributions are summarized as follows.

- We present a novel building block, primal-dual group convolutions, which is efficient in parameter and com-

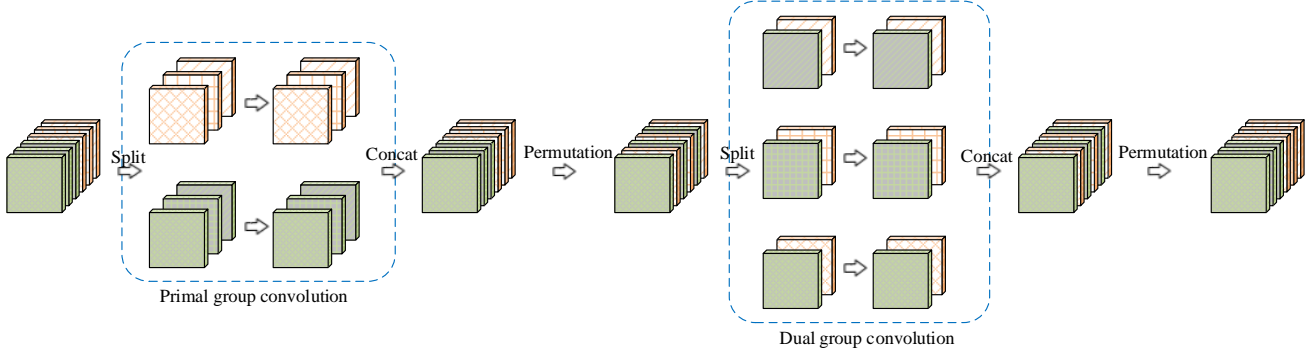


Figure 1. Illustrating the primal-dual group convolution, with  $L = 2$  primal partitions and  $M = 3$  dual partitions. The convolution for each primal partition in primal group convolution is spatial. The convolution for each dual partition in dual group convolution is point-wise ( $1 \times 1$ ). Details are given in Section 3.1.

putation.

- We show that the proposed building block is wider than a regular group convolution while keeping the network size and computational complexity, showing superior empirical performance.
- We discuss the connections to regular convolutions, the Xception block [4], and group convolution with summation fusion as used in ResNeXt[40], and show that they are specific instances of primal-dual group convolutions.

## 2. Related Works

**Group convolutions and multi-branch.** Group convolution is used in AlexNet [21] for distributing the model over two GPUs to handle the memory issue. The channel-wise convolutions used in the separable convolutions [28], is an extreme case of group convolutions, in which each partition contains only one channel.

The multi-branch architecture can be viewed as an extension of group convolutions by generalizing the convolution transformation on each partition, e.g., different number of convolution layers on different partitions, such as Inception [34], deeply-fused nets [38], a simple identity connection [10], and so on. Summation [40, 38], average [22], and convolution operations [34, 4] following concatenation are often adopted to blend the outputs. Our approach further improves parameter efficiency and adopts primal and dual group convolutions, where dual group convolution acts as a role of blending the channels outputted by primal group convolution.

**Sparse convolutional kernels.** Sparse convolutional kernels have already been embedded into convolutional neural networks: the convolutional filters usually have limited *spatial* extent. Low-rank filters [15, 17, 26] learn small basis filters, further sparsifying the connections. Channel-wise random sparse connection [2] sparsifies the filters in the *chan-*

*nel* extent, such that every output channel is connected to a small subset of input channels. There are some works introducing regularizations, such as structured sparsity regularizer [24, 39], or  $\ell_1$  or  $\ell_2$  regularization [7, 8] on the kernel weights.

Our approach also sparsifies kernels in the *channel* extent, and differently, we use structured sparse connections in primal group convolution: both input and output convolutional channels are split to disjoint partitions and each output partition is connected to a single input partition and vice versa. In addition, we use dual group convolution, another structured sparse filters, so that there is a path connecting each channel outputted by dual group convolution to each channel fed into primal group convolution. Xception [4], which is shown to be more efficient than Inception [16], is close to our approach, and we show that it is a special case of our PDGC block.

**Decomposition.** Tensor decomposition over each layer’s kernel (tensor) is widely-used to reduce redundancy of neural networks and compress/accelerate them. Tensor decomposition usually finds a low-rank tensor to approximate the tensor through decomposition along the spatial dimension, e.g., [6, 17], and/or the input and output channel dimensions, e.g., [6, 19, 17]. Rather than compressing previously-trained networks by approximating a regular convolutional kernel using the product of two sparse kernels corresponding to our primal and dual group convolutions, we train our network from scratch and show that our network can improve parameter efficiency and classification accuracy.

## 3. Our Network

### 3.1. Primal-Dual Group Convolutions

**Definition.** Our building block is based on group convolution, which is a method of dividing the input channels into several partitions and performing a regular convolution over each partition separately. A group convolu-

tion can be viewed as a regular convolution with a sparse block-diagonal convolution kernel, where each block corresponds to a partition of channels and there are no connections across the partitions.

Primal-dual group convolution consists of two group convolutions, primal group convolution and dual group convolution. An example is shown in Figure 1. We use primal group convolutions to handle spatial correlation, and adopt spatial convolution kernels, e.g.,  $3 \times 3$ , widely-used in state-of-the-art networks [10, 29]. The convolutions are performed over each partition of channels *separately*. We use dual group convolution to *blend* the channels across partitions outputted by primal group convolution and simply adopt  $1 \times 1$  convolution kernels.

**Primal group convolutions.** Let  $L$  be the number of partitions, called primal partitions, in primal group convolution. We choose that each partition contains the same number ( $M$ ) of channels. We simplify the discussion and present the group convolution over a single spatial position, and the formulation is easily obtained for all spatial positions. The primal group convolution is given as follows,

$$\begin{bmatrix} \mathbf{y}_1 \\ \mathbf{y}_2 \\ \vdots \\ \mathbf{y}_L \end{bmatrix} = \begin{bmatrix} \mathbf{W}_{11}^p & \mathbf{0} & \mathbf{0} & \mathbf{0} \\ \mathbf{0} & \mathbf{W}_{22}^p & \mathbf{0} & \mathbf{0} \\ \vdots & \vdots & \ddots & \vdots \\ \mathbf{0} & \mathbf{0} & \mathbf{0} & \mathbf{W}_{LL}^p \end{bmatrix} \begin{bmatrix} \mathbf{z}_1 \\ \mathbf{z}_2 \\ \vdots \\ \mathbf{z}_L \end{bmatrix}. \quad (1)$$

Here  $\mathbf{z}_l$  is a  $(MS)$ -dimensional vector, with  $S$  being the kernel size, e.g., 9 for  $3 \times 3$  kernels, and it is formed from the  $S$  (e.g.,  $3 \times 3$ ) responses around this spatial position for all the channels in this partition.  $\mathbf{W}_{ll}^p$  corresponds to the convolutional kernel in the  $l$ th partition, and is a matrix of size  $M \times (MS)$ . Let  $\mathbf{x} = [\mathbf{z}_1^\top \mathbf{z}_2^\top \dots \mathbf{z}_L^\top]^\top$  represent the input of primal group convolution.

**Dual group convolutions.** Our approach permutes the channels outputted by primal group convolution,  $\{\mathbf{y}_1, \mathbf{y}_2, \dots, \mathbf{y}_L\}$ , into  $M$  dual partitions with each partition consisting of  $L$  channels, such that the channels in the same dual partition come from different primal partitions. We adopt a simple scheme to form the dual partitions: the  $m$ th dual partition is composed of the  $m$ th output channel from each primal partition. It is written as follows,

$$\bar{\mathbf{y}}_m = [y_{1m} \ y_{2m} \ \dots \ y_{Lm}]^\top = \mathbf{P}_m^\top \mathbf{y}, \quad \bar{\mathbf{y}} = \mathbf{P}^\top \mathbf{y}. \quad (2)$$

Here,  $\bar{\mathbf{y}}_m$  corresponds to the  $m$ th dual partition,  $y_{lm}$  is the  $m$ th element of  $\mathbf{y}_l$ ,  $\bar{\mathbf{y}} = [\bar{\mathbf{y}}_1^\top \bar{\mathbf{y}}_2^\top \dots \bar{\mathbf{y}}_M^\top]^\top$ ,  $\mathbf{y} = [\mathbf{y}_1^\top \mathbf{y}_2^\top \dots \mathbf{y}_L^\top]^\top$ .  $\mathbf{P}$  is the permutation matrix, and  $\mathbf{P} = [\mathbf{P}_1 \ \mathbf{P}_2 \ \dots \ \mathbf{P}_M]$ .

The dual group convolution is performed over the  $M$  dual partitions:

$$\bar{\mathbf{z}}_m = \mathbf{W}_{mm}^d \bar{\mathbf{y}}_m, \quad (3)$$

where  $\mathbf{W}_{mm}^d$  corresponds to the  $1 \times 1$  convolution kernel of the  $m$ th dual partition, and is a matrix of size  $L \times L$ . The channels outputted by dual group convolution are permuted back to the primal form as the input of the next primal-dual group convolution block. The  $L$  permuted-back partitions are given as follows,  $\{\mathbf{x}'_1, \mathbf{x}'_2, \dots, \mathbf{x}'_L\}$ , and

$$\mathbf{x}'_l = [\bar{\mathbf{z}}_{1l} \ \bar{\mathbf{z}}_{2l} \ \dots \ \bar{\mathbf{z}}_{Ml}]^\top, \quad \mathbf{x}' = \mathbf{P} \bar{\mathbf{z}}, \quad (4)$$

where  $\bar{\mathbf{z}} = [\bar{\mathbf{z}}_1^\top \bar{\mathbf{z}}_2^\top \dots \bar{\mathbf{z}}_M^\top]^\top$ .

In summary, a primal-dual group convolution block is formulated as

$$\mathbf{x}' = \mathbf{P} \mathbf{W}^d \mathbf{P}^\top \mathbf{W}^p \mathbf{x}, \quad (5)$$

where  $\mathbf{W}^p$  and  $\mathbf{W}^d$  are block-diagonal matrices:  $\mathbf{W}^p = \text{diag}(\mathbf{W}_{11}^p, \mathbf{W}_{22}^p, \dots, \mathbf{W}_{LL}^p)$  and  $\mathbf{W}^d = \text{diag}(\mathbf{W}_{11}^d, \mathbf{W}_{22}^d, \dots, \mathbf{W}_{MM}^d)$ .

Let  $\mathbf{W} = \mathbf{P} \mathbf{W}^d \mathbf{P}^\top \mathbf{W}^p$  be the composite convolution kernel, then we have

$$\mathbf{x}' = \mathbf{W} \mathbf{x}, \quad (6)$$

which implies that a PDGC block is equivalent to a regular convolution with the convolution kernel being the product of two sparse kernels.

### 3.2. Analysis

**Wider than regular convolutions.** Recall that the kernel size in the primal group convolution is  $S$  and the kernel size in the dual group convolution is  $1$  ( $= 1 \times 1$ ). Considering a single spatial position, the number of the parameters (equivalent to the computation complexity if the feature map size is fixed) in a PDGC block is given as follows,

$$\begin{aligned} T_{pdgc} &= (L \cdot M \cdot M \cdot S + M \cdot L \cdot L) \\ &= G^2 \cdot (S/L + 1/M), \end{aligned} \quad (7)$$

where  $G = ML$  is the width (the number of channels) of a PDGC block.

For a regular convolution with the same kernel size  $S$  and the input and output width being  $C$ , the number of parameters is

$$T_{rc} = C \cdot C \cdot S. \quad (8)$$

Given the same number of parameters,  $T_{pdgc} = T_{rc} = T$ , we have  $C^2 = \frac{1}{S}T$ , and  $G^2 = \frac{1}{S/L+1/M}T$ . It is easy to show that

$$G > C, \text{ when } \frac{L}{L-1} < MS. \quad (9)$$

Considering the typical case  $S = 3 \times 3$ , we have  $G > C$  when  $L > 1$ . In other words, a PDGC block is wider than

Table 1. The widths of our primal-dual group convolution block for various numbers of primal partitions  $L$  and dual partitions  $M$  under the roughly-equal number of parameters: (i)  $\approx 4672$  and (ii)  $\approx 17536$ . The kernel size  $S$  of primal group convolution is  $9 = 3 \times 3$ . The width  $LM$  is the greatest when  $L \approx 9M$ : (i)  $28 \approx 3 \times 9$  and (ii)  $41 \approx 5 \times 9$ .

	(i): #params $\approx 4672$									(ii): #params $\approx 17536$										
$L$	1	2	3	5	6	12	<b>28</b>	40	64	1	2	4	12	14	23	28	<b>41</b>	64	85	128
$M$	23	16	13	10	9	6	<b>3</b>	2	1	44	31	22	12	11	8	7	<b>5</b>	3	2	1
#params	4784	4672	4680	4750	4698	4752	<b>4620</b>	4640	4672	17468	17422	17776	17280	17402	17480	17836	<b>17630</b>	17472	17510	17536
Width	23	32	39	50	54	72	<b>84</b>	80	64	44	63	88	144	154	184	196	<b>205</b>	192	170	128

a regular convolution, except the extreme case that there is only one partition in primal group convolution ( $L = 1$ ).

**When is the widest?** We discuss how the primal and dual partition numbers  $L$  and  $M$  affect the width. Considering Equation 7, we have,

$$T_{pdgc} = L \cdot M \cdot M \cdot S + M \cdot L \cdot L \quad (10)$$

$$= LM(MS + L) \quad (11)$$

$$\geq LM \cdot 2\sqrt{LMS} \quad (12)$$

$$= 2\sqrt{S}(LM)^{\frac{3}{2}} \quad (13)$$

$$= 2\sqrt{S}G^{\frac{3}{2}}, \quad (14)$$

where the equality in the third line holds when  $L = MS$ . It implies that (i) given the number of parameters, the width  $G$  is upper-bounded,

$$G \leq \left( \frac{T_{pdgc}}{2\sqrt{S}} \right)^{\frac{2}{3}}. \quad (15)$$

and (ii) when  $L = MS$ , the width is the greatest.

Table 1 presents two examples. We can see that when  $L \approx 9M$  ( $S = 9$ ), the width is the greatest:  $3 \times 9 \approx 28$  for #params  $\approx 4672$  and  $5 \times 9 \approx 41$  for #params  $\approx 17536$ .

**Wider leads to better performance?** We have shown that a PDGC block is equivalent to a single regular convolution, with the convolution kernel composed from two sparse kernels:  $\mathbf{W} = \mathbf{P}\mathbf{W}^d\mathbf{P}^\top\mathbf{W}^p$ . Fixing the parameter number means the following constraint,

$$\|\mathbf{W}^p\|_0 + \|\mathbf{W}^d\|_0 = T, \quad (16)$$

where  $\|\cdot\|_0$  is an entry-wise  $\ell_0$  norm of a matrix. This equation means that when the PDGC is wider (or the dimension of the input  $\mathbf{x}$  is higher),  $\mathbf{W}^p$  and  $\mathbf{W}^d$  are larger but more sparse. In other words, the composite convolution kernel  $\mathbf{W}$  is more constrained as it becomes larger. Consequently, the increased width is probably not fully explored and the performance might not be improved, because of the constraint in the composite convolution kernel  $\mathbf{W}$ . Our empirical results shown in Figure 3 verify this point and suggest that a PDGC block near the greatest width, e.g.,  $M = 2$  in the two example cases in Figure 3, achieves the best performance.

## 4. Discussions and Connections

We show that regular convolutions, summation fusion preceded by group convolution as studied in ResNeXt [40]

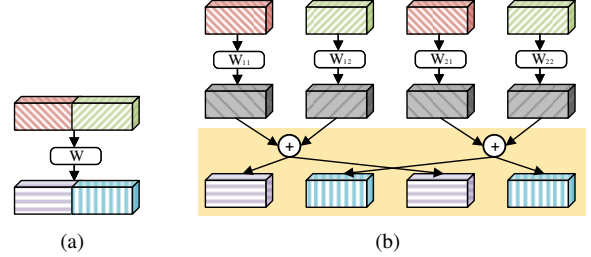


Figure 2. (a) Regular convolution. (b) Four-branch representation of the regular convolution. The shaded part in (b), we call cross-summation, is equivalent to a three-step transformation: permutation, dual group convolution, and permutation back.

and the Xception block [4] are special PDGC blocks, and discuss several possible extensions.

**Connection to regular convolutions.** A regular convolution over a single spatial position can be written as  $\mathbf{x}' = \mathbf{W}\mathbf{x}$ , where  $\mathbf{x}$  is the input,  $\mathbf{W}$  is the weight matrix corresponding to the convolution kernel, and  $\mathbf{x}'$  is the output. We show the equivalent PDGC form by taking  $L = 4$  as an example, which is illustrated in Figure 2. The general equivalence for other  $L$  can be similarly derived.

Its PDGC form is given as follows,

$$\bar{\mathbf{x}}' = \mathbf{P}\mathbf{W}^d\mathbf{P}^\top\mathbf{W}^p\bar{\mathbf{x}}. \quad (17)$$

Here,  $\bar{\mathbf{x}} = [\mathbf{x}^\top \mathbf{x}^\top]^\top$ , and  $\bar{\mathbf{x}}' = [\mathbf{x}'^\top \mathbf{x}'^\top]^\top$ .  $\mathbf{W}^p$  is a block-diagonal matrix,

$$\mathbf{W}^p = \text{diag}(\mathbf{W}_{11}, \mathbf{W}_{12}, \mathbf{W}_{21}, \mathbf{W}_{22}). \quad (18)$$

$\mathbf{W}_{ij}$  is a block of  $\mathbf{W}$  which is in the form of  $2 \times 2$  blocks,

$$\mathbf{W} = \begin{bmatrix} \mathbf{W}_{11} & \mathbf{W}_{12} \\ \mathbf{W}_{21} & \mathbf{W}_{22} \end{bmatrix}. \quad (19)$$

$\mathbf{W}^d$  is a diagonal block matrix with  $M$  ( $=$  half of the dimension of  $\mathbf{x}$ ) blocks of size  $L \times L$ , where  $L = 4$ . All block matrices in  $\mathbf{W}^d$  are the same:

$$\mathbf{W}_{11}^d = \mathbf{W}_{22}^d = \dots = \mathbf{W}_{MM}^d = \begin{bmatrix} 1 & 1 & 0 & 0 \\ 0 & 0 & 1 & 1 \\ 1 & 1 & 0 & 0 \\ 0 & 0 & 1 & 1 \end{bmatrix}. \quad (20)$$

**Connection to summation fusion.** The summation fusion block [38] (like used in ResNeXt [40]), is composed of

a group of branches, e.g.,  $L$  convolutions<sup>1</sup> (as defined in Equation 1) followed by a summation operation, which is written as follows,

$$\mathbf{x}' = \sum_{i=1}^L \mathbf{y}_i, \quad (21)$$

where  $\mathbf{x}'$  is the input of the next group convolution in which the inputs of all the branches are the same. Unlike the shaded part in Figure 2(b) for regular convolution, summation fusion receives all the four inputs and sum them together as the four outputs, which are the same.

In the form of primal-dual group convolutions, the dual group convolution is simple and the kernel parameters in each convolution are all 1, i.e., the matrix  $\mathbf{W}_{mm}^d$  in Equation 3 is an all-one matrix. For example, in the case that there are 4 primal partitions,

$$\mathbf{W}_{11}^d = \mathbf{W}_{22}^d = \dots = \mathbf{W}_{MM}^d = \begin{bmatrix} 1 & 1 & 1 & 1 \\ 1 & 1 & 1 & 1 \\ 1 & 1 & 1 & 1 \\ 1 & 1 & 1 & 1 \end{bmatrix}. \quad (22)$$

**Xception is an extreme case.** We discuss two extreme cases:  $L = 1$  and  $M = 1$ . In the case where  $L = 1$ , the primal group convolution becomes a regular convolution, and the dual group convolution behaves like assigning each channel with a different weight.

In the case where  $M = 1$ , the primal group convolution becomes an extreme group convolution: a channel-wise group convolution, and the dual group convolution becomes a  $1 \times 1$  convolution. This extreme case is close to Xception (standing for Extreme Inception) [4] that consists of a channel-wise spatial convolution preceded by a  $1 \times 1$  convolution<sup>2</sup>. It is pointed in [4] that performing the  $1 \times 1$  convolution before or after the channel-wise spatial convolution does not make difference. Section 3.2 shows that the two extreme cases do not lead to the greater width except the trivial case that  $L = 9$  and  $M = 1$  ( $L = 9M$ ). Our empirical results shown in Figure 3 also indicate that  $L = 1$  performs poorly and  $M = 1$  performs well but not the best.

**Extensions and variants.** First, the convolution kernels in primal and dual group convolutions are changeable: primal group convolution uses  $1 \times 1$  convolution kernels and dual group convolution uses spatial (e.g.,  $3 \times 3$ ) convolution kernels. Our empirical results show that such a change does not make difference. Second, dual group convolution can be replaced by a linear projection, or a  $1 \times 1$  convolution, which also blends the channels across partitions outputted

by primal group convolution. This results in a network like discussed in [4, 14]. Dual group convolutions can also adopt spatial convolutions. Both are not our choice because extra parameters and computation complexity are introduced.

Last, our approach appears to be complementary to existing methods. Other spatial convolutional kernels, such as  $3 \times 1$  and  $1 \times 3$ , can also be used in our primal group convolutions: decompose a  $3 \times 3$  kernel into two successive kernels,  $3 \times 1$  and  $1 \times 3$ . The number of output channels of primal group convolution can also be decreased, which is like a bottleneck design. These potentially further improve the parameter efficiency.

## 5. Experiments

### 5.1. Datasets.

**CIFAR.** The CIFAR datasets [20], CIFAR-10 and CIFAR-100, are subsets of the 80 million tiny images [37]. Both datasets contain 60000  $32 \times 32$  color images with 50000 images for training and 10000 images for test. The CIFAR-10 dataset has 10 classes containing 6000 images each. There are 5000 training images and 1000 testing images per class. The CIFAR-100 dataset has 100 classes containing 600 images each. There are 500 training images and 100 testing images per class. The standard data augmentation scheme we adopt is widely used for this dataset [10, 13, 23, 12, 22, 25, 27, 31, 32]: we first zero-pad the images with 4 pixels on each side, and then randomly crop them to produce  $32 \times 32$  images, followed by horizontally mirroring half of the images. We normalize the images by using the channel means and standard deviations.

**SVHN.** The Street View House Numbers (SVHN) dataset<sup>3</sup> is obtained from house numbers in Google Street View images. SVHN contains 73,257 training images, 26,032 test images, and 531,131 images as additional training. Following [13, 23, 25], we select out 400 samples per class from the training set and 200 samples from the additional set, and use the remaining images as the training set without any data augmentation.

### 5.2. Implementation Details

We adopt batch normalization (BN) [16] right after each PDGC block<sup>4</sup> and before nonlinear activation, i.e., PDGC + BN + ReLU. We use the SGD algorithm with the Nesterov momentum, and train all networks from scratch. We initialize the weights similar to [9, 10, 12], and set the weight decay as 0.0001 and the momentum as 0.9<sup>5</sup>.

<sup>3</sup><http://ufldl.stanford.edu/housenumbers/>

<sup>4</sup>There is no activation between primal and dual group convolutions. Our experimental results show that adding a nonlinear activation between them deteriorates the classification performance.

<sup>5</sup>We did not attempt to tune the hyper-parameters for our networks, and the chosen parameters may be suboptimal.

<sup>1</sup>We discuss the case that each branch (partition) in summation fusion includes only one convolutional layer. Our approach can also be extended to more than one layer in each partition.

<sup>2</sup>The similar idea is also studied in deep root [14].



Table 2. The architectures of networks with regular convolutions (RegConv- $Wc$  with  $c$  being the channel number (width) at the first stage), with summation fusions (SumFusion), and with primal-dual group convolutions (PDGC- $L4M8$ , PDGC- $L24M2$ , PDGC- $L32M26$ ).  $B$  is the number of blocks at each stage.  $4 \times (3 \times 3, 8)$  means a group convolution with 4 partitions, with the convolution kernel on each partition being  $(3 \times 3, 8)$ .

Output size	SumFusion	RegConv- $Wc$	PDGC- $L4M8$	PDGC- $L24M2$	PDGC- $L32M26$
$32 \times 32$	$(3 \times 3, 8)$	$(3 \times 3, c)$	$(3 \times 3, 32)$	$(3 \times 3, 48)$	$(3 \times 3, 26 \times 32)$
$32 \times 32$	$\begin{bmatrix} 4 \times (3 \times 3, 8) \\ \text{Summation} \end{bmatrix} \times B$	$(3 \times 3, c) \times B$	$\begin{bmatrix} 4 \times (3 \times 3, 8) \\ 8 \times (1 \times 1, 4) \end{bmatrix} \times B$	$\begin{bmatrix} 24 \times (3 \times 3, 2) \\ 2 \times (1 \times 1, 24) \end{bmatrix} \times B$	$\begin{bmatrix} 32 \times (3 \times 3, 26) \\ 26 \times (1 \times 1, 32) \end{bmatrix} \times 6$
$16 \times 16$	$\begin{bmatrix} 4 \times (3 \times 3, 16) \\ \text{Summation} \end{bmatrix} \times B$	$(3 \times 3, 2c) \times B$	$\begin{bmatrix} 4 \times (3 \times 3, 16) \\ 16 \times (1 \times 1, 4) \end{bmatrix} \times B$	$\begin{bmatrix} 24 \times (3 \times 3, 4) \\ 4 \times (1 \times 1, 24) \end{bmatrix} \times B$	$\begin{bmatrix} 32 \times (3 \times 3, 52) \\ 52 \times (1 \times 1, 32) \end{bmatrix} \times 6$
$8 \times 8$	$\begin{bmatrix} 4 \times (3 \times 3, 32) \\ \text{Summation} \end{bmatrix} \times B$	$(3 \times 3, 4c) \times B$	$\begin{bmatrix} 4 \times (3 \times 3, 32) \\ 32 \times (1 \times 1, 4) \end{bmatrix} \times B$	$\begin{bmatrix} 24 \times (3 \times 3, 8) \\ 8 \times (1 \times 1, 24) \end{bmatrix} \times B$	$\begin{bmatrix} 32 \times (3 \times 3, 104) \\ 104 \times (1 \times 1, 32) \end{bmatrix} \times 6$
$1 \times 1$	average pool, fc, softmax				
Depth	$3B + 2$				20

Table 3. The number of parameters of networks used in our experiments and the computation complexity in terms of FLOPs (# of multiply-adds). The statistics of the summation fusion networks are nearly the same with RegConv- $W16$  and are not included. For PDGC- $L24M2$ , the numbers of parameters are the smallest, and the computation complexities are the lowest.

D	#Params ( $\times M$ )				FLOPs ( $\times 10^8$ )			
	RegConv- $W16$	RegConv- $W18$	PDGC- $L4M8$	PDGC- $L24M2$	RegConv- $W16$	RegConv- $W18$	PDGC- $L4M8$	PDGC- $L24M2$
8	0.075	0.095	0.078	<b>0.047</b>	0.122	0.154	0.131	<b>0.099</b>
20	0.27	0.34	0.27	<b>0.15</b>	0.406	0.513	0.424	<b>0.288</b>
38	0.56	0.71	0.57	<b>0.31</b>	0.830	1.05	0.862	<b>0.571</b>
62	0.95	1.20	0.96	<b>0.52</b>	1.40	1.77	1.45	<b>0.948</b>
98	1.53	1.93	1.56	<b>0.83</b>	2.25	2.84	2.32	<b>1.51</b>

Table 4. Classification accuracy comparison on CIFAR-10 and CIFAR-100 of the convolutional networks with regular convolutions (RegConv- $W16$ , RegConv- $W18$ ), with summation fusions (SumFusion), and with primal-dual group convolutions (PDGC- $L4M8$ , PDGC- $L24M2$ ). The architecture description and the parameter number statistics are given in Table 2 and in Table 3.

	SumFusion	RegConv- $W16$	RegConv- $W18$	PDGC- $L4M8$	PDGC- $L24M2$
D	CIFAR-10				
8	84.94 $\pm$ 0.40	89.46 $\pm$ 0.16	90.30 $\pm$ 0.25	89.89 $\pm$ 0.24	<b>90.31 <math>\pm</math> 0.39</b>
20	88.71 $\pm$ 0.46	92.24 $\pm$ 0.17	92.55 $\pm$ 0.14	92.54 $\pm$ 0.37	<b>92.84 <math>\pm</math> 0.26</b>
38	86.95 $\pm$ 0.77	90.77 $\pm$ 0.23	91.57 $\pm$ 0.09	92.05 $\pm$ 0.76	<b>92.24 <math>\pm</math> 0.62</b>
62	82.66 $\pm$ 0.75	88.22 $\pm$ 0.91	88.60 $\pm$ 0.49	89.23 $\pm$ 0.89	<b>90.03 <math>\pm</math> 0.85</b>
D	CIFAR-100				
8	52.01 $\pm$ 0.77	62.83 $\pm$ 0.32	64.70 $\pm$ 0.27	64.18 $\pm$ 0.70	<b>65.60 <math>\pm</math> 0.59</b>
20	59.33 $\pm$ 0.86	67.90 $\pm$ 0.14	68.71 $\pm$ 0.32	69.45 $\pm$ 0.69	<b>70.54 <math>\pm</math> 0.61</b>
38	57.18 $\pm$ 1.21	64.04 $\pm$ 0.42	65.00 $\pm$ 0.57	67.33 $\pm$ 0.48	<b>69.56 <math>\pm</math> 0.76</b>
62	48.68 $\pm$ 3.84	56.88 $\pm$ 1.16	58.52 $\pm$ 2.31	63.06 $\pm$ 1.42	<b>65.84 <math>\pm</math> 0.75</b>

On CIFAR-10 and CIFAR-100, we train all the models for 400 epochs, with a total mini-batch size 64 on two GPUs. The learning rate starts with 0.1 and is reduced by a factor 10 at the 200, 300, 350 training epochs. On SVHN, we train 40 epochs for all the models, with a total mini-batch size 64 on two GPUs. The learning rate starts with 0.1 and is reduced by a factor 10 at the 20, 30, 35 training epochs. Our implementation is based on MXNet [3].

### 5.3. Empirical Study

**Comparison with regular convolution and summation fusion.** We compare five networks: convolutional networks with regular convolutions (RegConv- $W16$ , RegConv- $W18$ ), with summation fusions (SumFusion), and with primal-dual group convolution blocks (PDGC- $L4M8$ , PDGC- $L24M2$ ). Network architectures, parameter numbers and computation complexities are given in Table 2 and in Table 3.

The comparisons on CIFAR-10 and CIFAR-100 are given in Table 4. It can be seen that the overall performance of our networks, PDGC- $L4M8$ , are better than both RegConv- $W16$  containing slightly fewer parameters and RegConv- $W18$  containing more parameters, demonstrating that our PDGC block is more powerful than regular convolutions. Another model, PDGC- $L24M2$ , containing much fewer parameters, performs better than both RegConv- $W16$  and RegConv- $W18$ . The main reason lies in the advantage that *our PDGC blocks increase the width and the parameters are exploited more efficiently*. For example, on CIFAR-100, when the depth is 38, PDGC- $L4M8$  and PDGC- $L24M2$  achieve 67.33%, 69.56% accuracy, about 2.3%, 4.5% better than RegConv- $W18$ . The summation fusion (SumFusion) performs worse because the summation fusion reduces the width and the parameters are not very efficiently used.

**The effect of partition numbers.** We have already shown that how the numbers of primal and dual partitions affect the width and one extreme case of our approach is Xception [4]. Now we empirically study how the performances are affected by the partition numbers and show that a typical setup,  $M = 2$ , achieves better performance than Xception [4].

To clearly show the effect, we use networks with 8 layers: 6 PDGC blocks, the first convolution layer, and the last FC layer. There is no down-sampling stage: the map is always of size  $32 \times 32$ . We change the partition numbers,  $L$  and  $M$ , to guarantee the model size (the computation complexity) almost the same. We consider two cases for

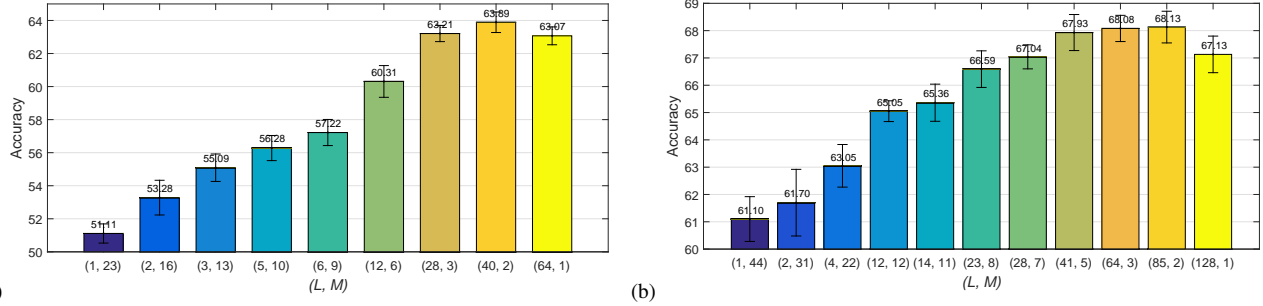


Figure 3. Illustrating the performances under different primal and dual partition numbers  $L$  and  $M$  with same #params on CIFAR-100. We report the mean and the standard deviation over five runs. (a) corresponds to (i) in Table 1 and (b) corresponds to (ii) with more parameters.

Table 5. Illustrating that our approach benefits from identity mappings. Classification accuracy comparison on CIFAR-10 and CIFAR-100 between ResNets and our approach with identity mappings. Our network, PDGC- $L24M2$ +Ident. with fewer parameters and lower computation complexity, performs the best (see Table 3).

	RegConv- $W16$ + Ident.	RegConv- $W18$ + Ident.	PDGC- $L4M8$ + Ident.	PDGC- $L24M2$ + Ident.
Depth	CIFAR-10			
50	94.40 $\pm$ 0.45	94.67 $\pm$ 0.25	94.74 $\pm$ 0.54	<b>94.88 <math>\pm</math> 0.32</b>
74	94.66 $\pm$ 0.30	94.77 $\pm$ 0.59	94.79 $\pm$ 0.40	<b>94.95 <math>\pm</math> 0.23</b>
98	94.71 $\pm$ 0.44	94.95 $\pm$ 0.39	94.81 $\pm$ 0.30	<b>95.15 <math>\pm</math> 0.48</b>
Depth	CIFAR-100			
50	72.98 $\pm$ 0.75	73.97 $\pm$ 0.49	74.00 $\pm$ 0.69	<b>74.89 <math>\pm</math> 0.67</b>
74	74.04 $\pm$ 0.62	74.55 $\pm$ 0.89	75.15 $\pm$ 0.49	<b>75.41 <math>\pm</math> 0.75</b>
98	74.49 $\pm$ 0.66	75.30 $\pm$ 0.88	75.58 $\pm$ 0.80	<b>76.15 <math>\pm</math> 0.50</b>

Table 6. Imagenet classification results of a ResNet of depth 18 and our approach. The network structure for ResNet can be found in [10]. Both ResNets and our networks contain four stages, and when down-sampling is performed, the channel number is doubled. For ResNets,  $C$  is the channel number at the first stage. For our networks, we double the channel number by doubling  $M$  and keeping  $L$  unchanged.

	#Params ( $\times M$ )	FLOPs ( $\times 10^9$ )	training error		testing error	
			top-1	top-5	top-1	top-5
ResNet ( $C = 64$ )	11.151	1.8	22.41	6.53	31.06	11.38
ResNet ( $C = 69$ )	11.333	2.1	21.43	5.96	30.58	10.77
PDGC- $L4M32$ +Ident.	11.205	1.9	21.71	6.21	30.77	10.99
PDGC- $L16M16$ +Ident.	11.329	2.2	19.97	5.44	29.40	10.32
PDGC- $L100M2$ +Ident.	8.61	1.3	<b>13.93</b>	<b>2.75</b>	<b>26.95</b>	<b>8.92</b>

a PDGC block: (i) the parameter number ( $9LM^2 + ML^2$ ) is approximately 4672 and (ii) the parameter number is approximately 17536 (see Table 1).

The results are presented in Figure 3. It can be observed that the accuracy increases when the number of primal partitions becomes larger (the number of dual partitions becomes smaller) till it reaches some number and then decreases. In the two cases, the performance with  $M = 2$  dual partitions is better than Xception. For example, in case (i), PDGC with  $L = 40$  and  $M = 2$  gets 63.89% accuracy, about 0.8% better than PDGC with  $L = 64$  and  $M = 1$ , which gets 63.07% accuracy. We believe that the performance in general is a concave function with respect to  $M$  (or  $L$ ) under roughly the same number of parameters, and the performance is not the best when  $M = 1$  (i.e., Xception [4]) or  $L = 1$ .

**Combination with identity mappings.** We show that our PDGC network also benefits from identity mappings and

achieves superior performance over ResNets [10]. We compare two networks with regular convolutions, RegConv- $W16$  and RegConv- $W18$ , with PDGC- $L4M8$  and PDGC- $L24M2$ . The residual branch consists of two regular convolution layers for ResNets [10] and two PDGC blocks for our networks.

The results are shown in Table 5. One can see that our approaches, PDGC- $L4M8$  + Ident. and PDGC- $L24M2$ +Ident., do not suffer from training difficulty because of identity mappings. PDGC- $L4M8$ +Ident. performs better (e.g., about 1% accuracy improvement on CIFAR-100 with slightly more parameters, see Table 3) than RegConv- $W16$  + Ident., and performs similar (with smaller #parameters and computation complexity, see Table 3) to RegConv- $W18$ +Ident.. In addition, PDGC- $L24M2$ +Ident., with fewer parameters and lower computation complexity (see Table 3), performs better than both RegConv- $W16$ +Ident. and RegConv- $W18$ +Ident., which again demonstrates that our PDGC block can exploit the parameters efficiently.

**ImageNet classification.** We present the comparison to ResNets [10] for ImageNet classification. The ILSVRC 2012 classification dataset [5] contains over 1.2 million training images and 50,000 validation images, and each image is labeled from 1000 categories. We adopt the same data augmentation scheme for the training images as in [10, 11]. The models are trained for 95 epochs with a total mini-batch size 256 on eight GPUs. The learning rate starts with 0.1 and is reduced by a factor 10 at the 30, 60, 90 epochs. A

Table 7. Classification error comparison with the state-of-the-arts.

	Depth	#Params	CIFAR-10	CIFAR-100	SVHN
Network in Network [25]	-	-	8.81	-	2.35
All-CNN [31]	-	-	7.25	33.71	-
FitNet [27]	-	-	8.39	35.04	2.42
Deeply-Supervised Nets [23]	-	-	7.97	34.57	1.92
Swapout [30]	20	1.1M	6.85	25.86	-
	32	7.4M	4.76	22.72	-
Highway [32]	-	-	7.72	32.39	-
DFN [38]	50	3.7M	6.40	27.61	-
	50	3.9M	6.24	27.52	-
FractalNet [22]	21	38.6M	5.22	23.30	2.01
With dropout & droppath	21	38.6M	4.60	23.73	1.87
ResNet [10]	110	1.7M	6.61	-	-
ResNet [13]	110	1.7M	6.41	27.22	2.01
ResNet (pre-activation) [11]	164	1.7M	5.46	24.33	-
	1001	10.2M	4.62	22.71	-
ResNet with stochastic depth [13]	110	1.7M	5.23	24.58	1.75
	1202	10.2M	4.91	-	-
Wide ResNet [41]	16	11.0M	4.81	22.07	-
	28	36.5M	4.17	20.50	-
With dropout	16	2.7M	-	-	1.64
RiR [36]	18	10.3M	5.01	22.90	-
Multi-ResNet [1]	200	10.2M	4.35	20.42	-
	398	20.4M	3.92	-	-
DenseNet ( $k = 24$ ) [12]	100	27.2M	3.74	19.25	1.59
DenseNet-BC ( $k = 24$ ) [12]	250	15.3M	3.62	<b>17.60</b>	1.74
DenseNet-BC ( $k = 40$ ) [12]	190	25.6M	3.46	<b>17.18</b>	—
ResNeXt-29, $8 \times 64d$ [40]	29	34.4M	3.65	17.77	—
ResNeXt-29, $16 \times 64d$ [40]	29	68.1M	3.58	<b>17.31</b>	—
DFN-MR1 [42]	56	1.7M	4.96	24.41	1.68
DFN-MR2 [42]	32	14.9M	3.94	19.25	<b>1.51</b>
DFN-MR3 [42]	50	24.8M	3.57	19.00	<b>1.55</b>
PDGC- $L16M32$	20	17.7M	<b>3.37</b>	19.31	1.63
PDGC- $L450M2$	20	19.3M	<b>3.25</b>	19.25	—
PDGC- $L32M26$	20	24.1M	<b>3.31</b>	18.75	<b>1.56</b>

single  $224 \times 224$  center crop from an image is used to evaluate at test time. Our purpose is not to push the state-of-the-art results, but to demonstrate the powerfulness of our approach. So we use the comparison to ResNet-18 as an example.

The result is depicted in Table 6. (i) Our approach, PDGC- $L4M32$ +Ident., performs better than ResNet ( $C = 64$ ) that contains slightly fewer parameters. (ii) Our approach PDGC- $L6M16$ +Ident. performs better than ResNet ( $C = 69$ ) that has approximately the same number of parameters and computation complexity: our model gets about 1.5% reduction for top-1 error and 1% reduction for top-5 error. (iii) Our approach PDGC- $L100M2$ +Ident. gets the best result with a much smaller number of parameters and smaller computation complexity. We also notice that the training error of our approach is smaller than ResNets, suggesting that the gains are not from regularization but from richer representation.

#### 5.4. Comparison with the State-of-the-Arts

We compare our approach with the state-of-the-art algorithms. The comparisons are reported in Table 7. We do not optimally tune the partition numbers for our network since

the NVIDIA CuDNN library does not support group convolutions yet, making the group convolution operation slow in practical implementation.

Our networks contain 20 layers: 18 primal-dual group convolution blocks, the first convolution layer and the last FC layer (see PDGC- $L32M26$  in Table 3 as an example. We double the width by doubling  $M$  when down-sampling the feature map at each stage). The best, second-best, and third-best accuracies are highlighted in red, green, and blue. It can be seen that our networks achieve competitive performance: the best accuracy on CIFAR-10, and the third-best accuracy on SVHN (close to the second-best accuracy). Our performance would be better if our network also adopts the bottleneck design as in DenseNet-BC [12] and ResNeXt [40] or adopts more primal partitions.

## 6. Conclusion

In this paper, we present a novel convolutional neural network architecture, which addresses the redundancy problem of convolutional filters in the channel domain. The main novelty lies in a primal-and-dual group convolution block: channels in the same partition in the dual group convolution come from different partitions used in the pri-



mal group convolution. Experimental results demonstrate that our network is efficient in parameter and computation.

## References

- [1] M. Abdi and S. Nahavandi. Multi-residual networks. *CoRR*, abs/1609.05672, 2016. [8](#)
- [2] S. Changpinyo, M. Sandler, and A. Zhmoginov. The power of sparsity in convolutional neural networks. *CoRR*, abs/1702.06257, 2017. [2](#)
- [3] T. Chen, M. Li, Y. Li, M. Lin, N. Wang, M. Wang, T. Xiao, B. Xu, C. Zhang, and Z. Zhang. Mxnet: A flexible and efficient machine learning library for heterogeneous distributed systems. *CoRR*, abs/1512.01274, 2015. [6](#)
- [4] F. Chollet. Xception: Deep learning with depthwise separable convolutions. *CoRR*, abs/1610.02357, 2016. [1](#), [2](#), [4](#), [5](#), [6](#), [7](#), [10](#)
- [5] J. Deng, W. Dong, R. Socher, L. Li, K. Li, and F. Li. Imagenet: A large-scale hierarchical image database. In *CVPR*, pages 248–255, 2009. [7](#)
- [6] E. L. Denton, W. Zaremba, J. Bruna, Y. LeCun, and R. Fergus. Exploiting linear structure within convolutional networks for efficient evaluation. In *NIPS*, pages 1269–1277, 2014. [2](#)
- [7] S. Han, H. Mao, and W. J. Dally. Deep compression: Compressing deep neural network with pruning, trained quantization and huffman coding. *CoRR*, abs/1510.00149, 2015. [2](#)
- [8] S. Han, J. Pool, J. Tran, and W. J. Dally. Learning both weights and connections for efficient neural network. In *NIPS*, pages 1135–1143, 2015. [2](#)
- [9] K. He, X. Zhang, S. Ren, and J. Sun. Delving deep into rectifiers: Surpassing human-level performance on imagenet classification. In *ICCV*, pages 1026–1034, 2015. [5](#)
- [10] K. He, X. Zhang, S. Ren, and J. Sun. Deep residual learning for image recognition. In *CVPR*, pages 770–778, 2016. [1](#), [2](#), [3](#), [5](#), [7](#), [8](#)
- [11] K. He, X. Zhang, S. Ren, and J. Sun. Identity mappings in deep residual networks. In *ECCV*, pages 630–645, 2016. [7](#), [8](#)
- [12] G. Huang, Z. Liu, and K. Q. Weinberger. Densely connected convolutional networks. *CoRR*, abs/1608.06993, 2016. [5](#), [8](#)
- [13] G. Huang, Y. Sun, Z. Liu, D. Sedra, and K. Q. Weinberger. Deep networks with stochastic depth. In *ECCV*, pages 646–661, 2016. [5](#), [8](#)
- [14] Y. Ioannou, D. P. Robertson, R. Cipolla, and A. Criminisi. Deep roots: Improving CNN efficiency with hierarchical filter groups. *CoRR*, abs/1605.06489, 2016. [1](#), [5](#), [10](#)
- [15] Y. Ioannou, D. P. Robertson, J. Shotton, R. Cipolla, and A. Criminisi. Training cnns with low-rank filters for efficient image classification. *CoRR*, abs/1511.06744, 2015. [1](#), [2](#)
- [16] S. Ioffe and C. Szegedy. Batch normalization: Accelerating deep network training by reducing internal covariate shift. In *ICML*, pages 448–456, 2015. [2](#), [5](#)
- [17] M. Jaderberg, A. Vedaldi, and A. Zisserman. Speeding up convolutional neural networks with low rank expansions. In *BMVC*, 2014. [1](#), [2](#)
- [18] J. Jin, A. Dundar, and E. Culurciello. Flattened convolutional neural networks for feedforward acceleration. *CoRR*, abs/1412.5474, 2014. [1](#)
- [19] Y. Kim, E. Park, S. Yoo, T. Choi, L. Yang, and D. Shin. Compression of deep convolutional neural networks for fast and low power mobile applications. *CoRR*, abs/1511.06530, 2015. [2](#)
- [20] A. Krizhevsky. Learning multiple layers of features from tiny images. *Technical report*, 2009. [5](#)
- [21] A. Krizhevsky, I. Sutskever, and G. E. Hinton. Imagenet classification with deep convolutional neural networks. In *NIPS*, pages 1106–1114, 2012. [2](#)
- [22] G. Larsson, M. Maire, and G. Shakhnarovich. Fractalnet: Ultra-deep neural networks without residuals. *CoRR*, abs/1605.07648, 2016. [1](#), [2](#), [5](#), [8](#)
- [23] C. Lee, S. Xie, P. W. Gallagher, Z. Zhang, and Z. Tu. Deeply-supervised nets. In *AISTATS*, 2015. [5](#), [8](#)
- [24] H. Li, A. Kadav, I. Durdanovic, H. Samet, and H. P. Graf. Pruning filters for efficient convnets. *CoRR*, abs/1608.08710, 2016. [2](#)
- [25] M. Lin, Q. Chen, and S. Yan. Network in network. *CoRR*, abs/1312.4400, 2013. [5](#), [8](#)
- [26] F. Mamalet and C. Garcia. Simplifying convnets for fast learning. In *ICANN*, pages 58–65, 2012. [1](#), [2](#)
- [27] A. Romero, N. Ballas, S. E. Kahou, A. Chassang, C. Gatta, and Y. Bengio. Fitnets: Hints for thin deep nets. *CoRR*, abs/1412.6550, 2014. [5](#), [8](#)
- [28] L. Sifre and S. Mallat. Rigid-motion scattering for texture classification. *CoRR*, abs/1403.1687, 2014. [1](#), [2](#)
- [29] K. Simonyan and A. Zisserman. Very deep convolutional networks for large-scale image recognition. *CoRR*, abs/1409.1556, 2014. [1](#), [3](#)
- [30] S. Singh, D. Hoiem, and D. A. Forsyth. Swapout: Learning an ensemble of deep architectures. In *NIPS*, pages 28–36, 2016. [8](#)
- [31] J. T. Springenberg, A. Dosovitskiy, T. Brox, and M. A. Riedmiller. Striving for simplicity: The all convolutional net. *CoRR*, abs/1412.6806, 2014. [5](#), [8](#)
- [32] R. K. Srivastava, K. Greff, and J. Schmidhuber. Training very deep networks. In *NIPS*, pages 2377–2385, 2015. [5](#), [8](#)
- [33] C. Szegedy, S. Ioffe, V. Vanhoucke, and A. A. Alemi. Inception-v4, inception-resnet and the impact of residual connections on learning. In *AAAI*, pages 4278–4284, 2017. [1](#)
- [34] C. Szegedy, W. Liu, Y. Jia, P. Sermanet, S. E. Reed, D. Anguelov, D. Erhan, V. Vanhoucke, and A. Rabinovich. Going deeper with convolutions. In *CVPR*, pages 1–9, 2015. [1](#), [2](#)
- [35] C. Szegedy, V. Vanhoucke, S. Ioffe, J. Shlens, and Z. Wojna. Rethinking the inception architecture for computer vision. In *CVPR*, pages 2818–2826, 2016. [1](#)
- [36] S. Targ, D. Almeida, and K. Lyman. Resnet in resnet: Generalizing residual architectures. *CoRR*, abs/1603.08029, 2016. [8](#)

- [37] A. Torralba, R. Fergus, and W. T. Freeman. 80 million tiny images: A large data set for nonparametric object and scene recognition. *IEEE Trans. Pattern Anal. Mach. Intell.*, 30(11):1958–1970, 2008. [5](#)
- [38] J. Wang, Z. Wei, T. Zhang, and W. Zeng. Deeply-fused nets. *CoRR*, abs/1605.07716, 2016. [1](#), [2](#), [4](#), [8](#)
- [39] W. Wen, C. Wu, Y. Wang, Y. Chen, and H. Li. Learning structured sparsity in deep neural networks. In *NIPS*, pages 2074–2082, 2016. [2](#)
- [40] S. Xie, R. B. Girshick, P. Dollár, Z. Tu, and K. He. Aggregated residual transformations for deep neural networks. *CoRR*, abs/1611.05431, 2016. [1](#), [2](#), [4](#), [8](#)
- [41] S. Zagoruyko and N. Komodakis. Wide residual networks. *CoRR*, abs/1605.07146, 2016. [8](#)
- [42] L. Zhao, J. Wang, X. Li, Z. Tu, and W. Zeng. On the connection of deep fusion to ensembling. *CoRR*, abs/1611.07718, 2016. [1](#), [8](#)

## Appendices

**Comparison with alternative structures.** The proposed network is a stack of primal-dual group convolution (PDGC) blocks, where dual group convolutions to blend the channels across partitions outputted by primal group convolutions.

In the main paper (Extensions and variants, Section 4), we discuss that a point-wise convolution, i.e., a  $1 \times 1$  convolution, as an alternative of dual group convolutions, introduces extra parameters and computation complexity. Such an alternative is also mentioned or discussed in Xception [4] and deep roots [14]. We denote this alternative block as Group-and-Point-wise Convolution (GPC). The number of parameters for one GPC block is  $L \cdot M \cdot M \cdot S + L \cdot M \cdot L \cdot M$ , where  $L$  is the number of partitions in group convolution,  $M$  is the number of channels in each partition, and thus  $LM$  is the number of total channels.

We replace PDGC blocks in our networks using GPC blocks, with almost the same number of parameters. Table 8 presents the configurations: (i) #params  $\approx 4672$  and (ii) #params  $\approx 17536$  (See Table 1 in the main paper for the configurations of our PDGC blocks). The results, together with our approach (with two dual partitions) are presented in Figure 4 (More results about our networks are shown in Figure 3 in the main paper). We can see that our networks perform better and achieve around 0.5% improvement in both cases.

**More on the connection to regular convolutions.** We rewrite Equation 17 as the following,

$$\bar{\mathbf{x}}' = \mathbf{P} \mathbf{W}^d \mathbf{P}^\top \mathbf{W}^p \bar{\mathbf{x}}. \quad (23)$$

We discuss an extreme case: primal group convolution is a channel-wise convolution. Let

$$\bar{\mathbf{x}} = [\mathbf{x}^\top \mathbf{x}^\top \dots \mathbf{x}^\top]^\top.$$

be formed by concatenating  $\mathbf{x}$   $C$  times. The primal group convolution is given as follows,

$$\mathbf{W}^p = \text{diag}(\mathbf{w}_{11}^\top, \mathbf{w}_{12}^\top, \dots, \mathbf{w}_{1C}^\top, \quad (24)$$

$$\mathbf{w}_{21}^\top, \mathbf{w}_{22}^\top, \dots, \mathbf{w}_{2C}^\top, \quad (25)$$

$$\dots, \quad (26)$$

$$\mathbf{w}_{C1}^\top, \mathbf{w}_{C2}^\top, \dots, \mathbf{w}_{CC}^\top), \quad (27)$$

where  $\mathbf{w}_{ij}$  is a vector of  $3 \times 3$ . The dual group convolution is given as follows,

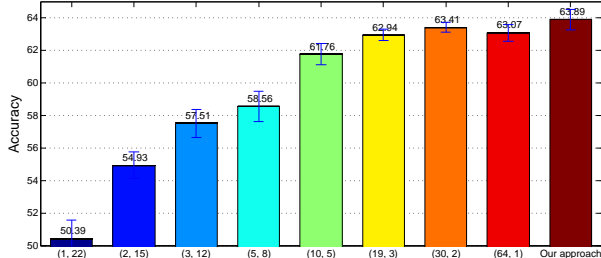
$$\mathbf{W}^d = \begin{bmatrix} \mathbf{1}^\top & \mathbf{0}^\top & \mathbf{0}^\top & \mathbf{0}^\top \\ \mathbf{0}^\top & \mathbf{1}^\top & \mathbf{0}^\top & \mathbf{0}^\top \\ \dots & \dots & \dots & \dots \\ \mathbf{0}^\top & \mathbf{0}^\top & \dots & \mathbf{1}^\top \\ \vdots & \vdots & \vdots & \vdots \\ \mathbf{1}^\top & \mathbf{0}^\top & \mathbf{0}^\top & \mathbf{0}^\top \\ \mathbf{0}^\top & \mathbf{1}^\top & \mathbf{0}^\top & \mathbf{0}^\top \\ \dots & \dots & \dots & \dots \\ \mathbf{0}^\top & \mathbf{0}^\top & \dots & \mathbf{1}^\top \end{bmatrix}, \quad (28)$$

where  $\mathbf{1}$  is a vector of  $C$  ones,  $\mathbf{0}$  is a vector of  $C$  zeros.  $\mathbf{W}^d$  consists of  $C \times 1$  blocks, with each block being a matrix of  $C \times C^2$ . Thus, we have

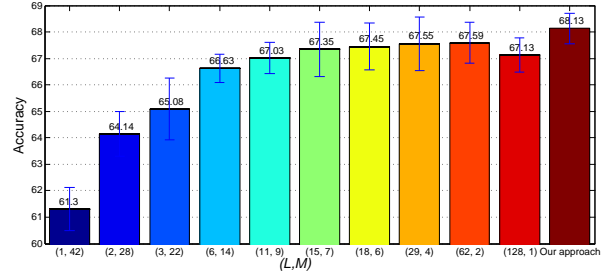
$$\bar{\mathbf{x}} = [\mathbf{x}'^\top \mathbf{x}'^\top \dots \mathbf{x}'^\top]^\top.$$

Table 8. Example configurations of GPCs for various numbers ( $L$ ) of partitions and various numbers ( $M$ ) of channels in each partition, under the roughly-equal number of parameters: (i)  $\approx 4672$  and (ii)  $\approx 17536$ . The kernel size  $S$  in group convolutions is  $9 = 3 \times 3$ .

	(i) #params $\approx 4672$									(ii) #params $\approx 17536$										
	GPC								PDGC	GPC										PDGC
$L$	1	2	3	5	10	19	30	64	40	1	2	3	6	11	15	18	29	62	128	85
$M$	22	15	12	8	5	3	2	1	2	42	28	22	14	9	7	6	4	2	1	2
#params	4840	4950	5184	4480	4750	4788	4680	4672	4640	17640	17248	17424	17820	17640	17496	17632	17640	17608	17532	17510
Width	22	30	36	40	50	54	60	64	80	42	56	66	84	99	105	108	116	124	128	170



(a)



(b)

Figure 4. Illustrating the performances between our approach and the networks stacking GPC with various numbers  $L$  and  $M$  with same #params on CIFAR-100. We report the mean and the standard deviation over five runs. (a) corresponds to (i) in Table 8 and (b) corresponds to (ii) with more parameters.