

The 2017 Hands in the Million Challenge on 3D Hand Pose Estimation

Shanxin Yuan

Qi Ye

Guillermo Garcia-Hernando

Tae-Kyun Kim

Imperial College London

Abstract

We present the 2017 Hands in the Million Challenge, a public competition designed for the evaluation of the task of 3D hand pose estimation. The goal of this challenge is to assess how far is the state of the art in terms of solving the problem of 3D hand pose estimation as well as detect major failure and strength modes of both systems and evaluation metrics that can help to identify future research directions. The challenge follows up the recent publication of *BigHand2.2M* [21] and *First-Person Hand Action* [2] datasets, which have been designed to exhaustively cover multiple hand, viewpoint, hand articulation, and occlusion. The challenge consists of a standardized dataset, an evaluation protocol for two different tasks, and a public competition. In this document we describe the different aspects of the challenge and, jointly with the results of the participants, it will be presented at the 3rd International Workshop on Observing and Understanding Hands in Action, HANDS 2017, with ICCV 2017.

1. Introduction

There has been significant progress in the area of 3D hand pose estimation in the last years [9, 16, 14, 10, 12, 15, 6, 19, 8, 20, 18, 13, 3], however, as noted in [21], the field lacks a systematic public benchmark for fair evaluation of different methodologies. Public benchmarks and challenges in other areas such as ImageNet [11] for scene classification and object detection, PASCAL [1] for semantic and object segmentation or VOT challenge [5] for visual object tracking, outlined a good general picture of the performance of different methodologies, with the extra competitive aspect that motivated researchers to obtain the best results and thus pushing the research activity in these fields. Motivated by this, we propose the 2017 Hands in the Million Challenge on 3D Hand Pose Estimation.

The challenge consists of a dataset containing more than a million fully annotated images for two different tasks (tracking and single frame hand pose estimation), a standardized evaluation protocol, and a public competition. The dataset images have been sampled from the two recently




Figure 1. **Example images of the challenge.** **Top row:** third-person viewpoint hand poses. **Middle row:** first-person viewpoint hand poses in object-free scenario. **Bottom row:** first-person viewpoint hand poses involving manipulated objects.

proposed datasets: *BigHand2.2M* dataset [21] and First-Person Hand Action dataset (*FHAD*) [2]. Images from *BigHand2.2M* dataset conform the core of the challenge and cover large range of hand viewpoints (including third and first-person viewpoints), hand configurations, and hand shapes in an occlusion-free setting. A smaller number of sequences extracted from *FHAD* aim to evaluate hand pose estimation in the presence of severe occlusion caused by objects, a more realistic scenario where such a benchmark does not currently exist. We also plan to provide a baseline result using a standard CNN architecture to provide insights into the difficulty of the challenge to participants. Participants of the challenge will receive full annotations for the training set, but the annotations for the test set will be kept secret until the presentation of the results in the 3rd International Workshop on Observing and Understanding Hands in Action, HANDS 2017, that will be hosted with the International Computer Vision Conference (ICCV) 2017, Venice, Italy.

For up-to-date information, please visit the challenge website: <http://icvl.ee.ic.ac.uk/hands17/challenge/>



Figure 2. **Challenge tasks.** **Top row: 3D hand pose tracking**, the first frames of sequences are fully annotated. **Bottom row: 3D hand pose estimation**, each frame is annotated with a bounding box and frames are shuffled. The objective of both task is to infer the 3D position of the 21 joints at each given depth image.

2. Challenge tasks

We present the two tasks evaluated in this challenge: 3D hand pose tracking and 3D hand pose estimation. See *Figure 2* for illustration.

3D hand pose tracking: This task is performed mainly on sequences of 2700-3300 frames each and a few short sequences of 150 frames each. Given the full hand pose annotation in the first frame, the system should be able to track the 21 joints’ 3D locations in the whole sequence.

3D hand pose estimation: This task is performed on individual images, each image is randomly selected from a sequence and the bounding box of the hand area is provided. The system should be able to predict the 21 joints’ 3D locations for each image.

3. Dataset details

The dataset is created by sampling images and sequences from *BigHand2.2M* dataset [21] and First-Person Hand Action dataset (*FHAD*) [2], both datasets are fully annotated (21-joints) using an automatic annotating system with six 6D magnetic sensors [7] and inverse kinematics. The depth images are captured with the latest Intel RealSense SR300 camera [4] at 640×480 -pixel resolution. In the following subsections we expand on how the dataset has been constructed, see *Table 1*. For more detailed information about the datasets, we refer the reader to the original papers [21, 2].

3.1. Training data

The training set is built entirely by sampling the *BigHand2.2M* dataset. This dataset contains ten subjects covering three different nature of hand poses: (1) schemed poses, (2) random poses, and (3) egocentric poses. In this challenge, we pick five out of ten subjects to build the training set, see *Figures 5* and *4*. The training set consists of two

# of	Scenarios	Training	Tracking	Estimation
subjects	3rd view	5	10	10
	ego view	5	10	10
	action	0	6	6
seen subjects	3rd view	5	5	5
	ego view	5	5	5
	action	0	2	2
unseen subjects	3rd view	0	5	5
	ego view	0	5	5
	action	0	4	4
sequences	3rd view	30	67	67
	ego view	5	32	33
	action	0	36	36
frames	3rd view	873K	187K	187K
	ego view	83K	109K	109K
	action	0	5.4K	5.4K

Table 1. **Size of the challenge data splits:** number of subjects, sequences, and frames.

parts of these five chosen subjects (denoted as **seen subjects**): (1) schemed poses, and (2) half of the egocentric poses, which are chosen by splitting the egocentric pose sequences into halves and selecting the first half. The training data is randomly shuffled to remove temporal information. 21 joints ground truth annotation is provided.

3.2. Test data

The test data consists of three parts: (1) random hand poses of ten subjects (five seen in the training data and five unseen), (2) egocentric object-free hand poses (five seen in the training data and five unseen), (3) egocentric with object hand poses (from the *FHAD* dataset).

In *Figure 3* we show how (1) and (2) are built from *BigHand2.2M*. Test data is divided into half and half for each task. For examples of the images for each subset of data see *Figures 9, 8, and 10*.

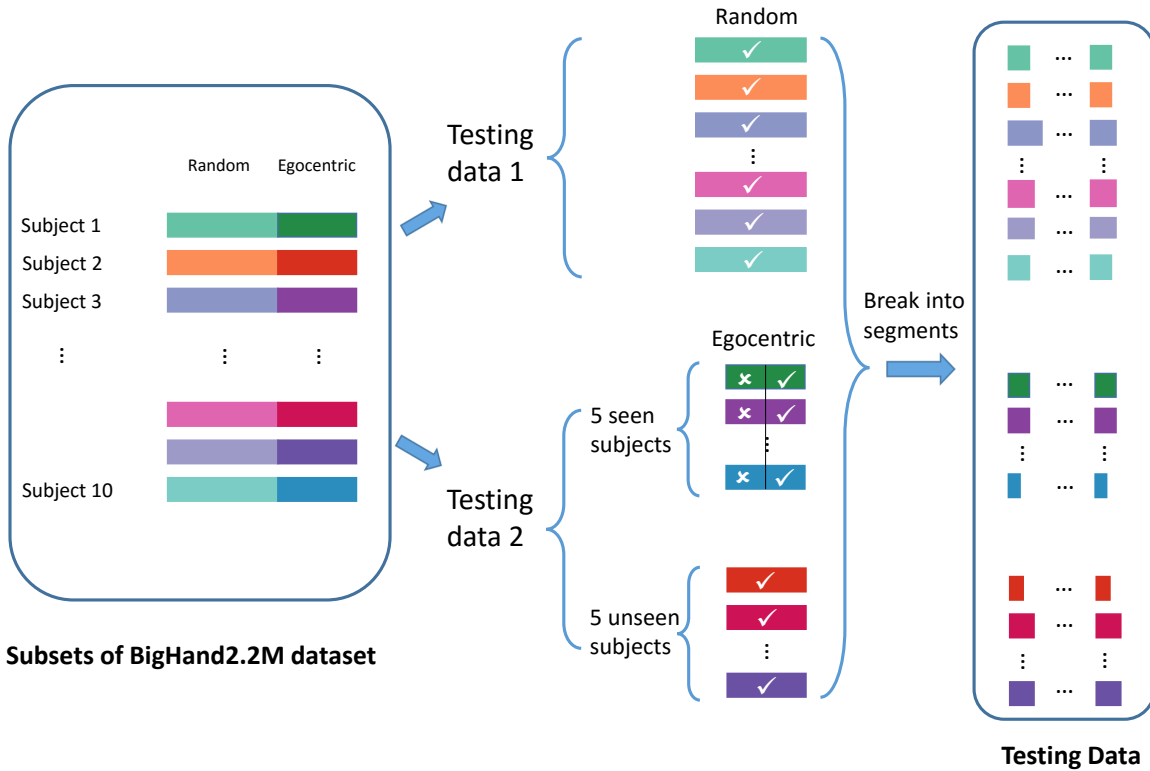


Figure 3. **Test data.** The test images consists of two part, (1) these images with random poses for all the ten subjects, (2) these images with egocentric poses for five unseen subjects and the second halves of egocentric poses for five seen subjects.

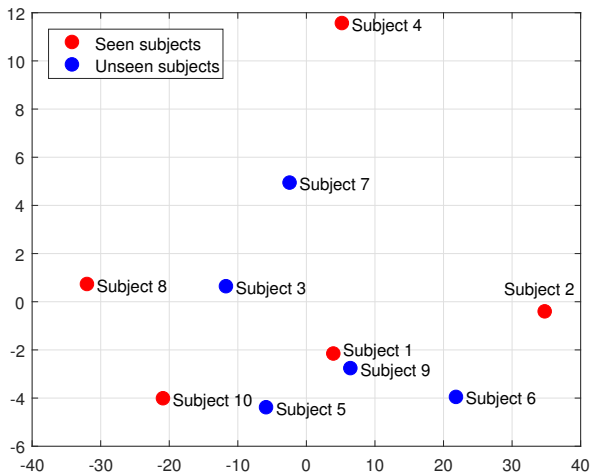


Figure 4. **Seen vs Unseen subjects.** Seen subjects are chosen to build the training data. The plot shows the first two principal components of the hand shape parameters.



Figure 5. **Training data.** To build the training data, five out of ten subjects in *BigHand2.2M* are selected. The training data consists of uniformly sampled schemed poses and the half of the egocentric poses.

3D hand pose tracking: the test data is segmented into small segments of consecutive frames with 21 joints ground

truth annotations provided for the initial frame. In this task, there are 99 segments from *BigHand2.2M* dataset, each has

Scenarios	3D pose tracking	3D pose estimation
3rd view	seen subjects	seen subjects
	unseen subjects	unseen subjects
egocentric view	seen subjects	seen subjects
	unseen subjects	unseen subjects
action	seen subjects	seen subjects
	unseen subjects	unseen subjects

Table 2. **Test scenarios.** Detailed evaluation will be performed in different scenarios.

2700-3300 consecutive frames, and a few short sequences of 150 frames per each from *FHAD*.

3D hand pose estimation: the test data is randomly shuffled to remove motion information, with hand bounding box provided for each frame. In total, there are around 300K frames of test data in this task.

Detailed evaluation will be performed for different methods in different scenarios as shown in *Table 2* after receiving the teams’ submissions. However, during the challenge no information about seen subjects, unseen subjects, viewpoint or object will be provided.

4. Participation rules

The submission deadline is the **15th September 2017**. To have your method evaluated, run it on all of the test sequences and submit the results in the same format as that of the annotation training data. Check the challenge submission website for detailed instructions on how to submit your results.

4.1. Challenge rules

- Only one submission per day per team is allowed. We will try to update the website regularly with the leaderboard for different metrics. Only the best result of each team will be posted.
- For each submission, you **must** keep the parameters of your method constant across all test data.
- If you want your results to be included in a publication about the challenge, a documentation of results is required. Without the documentation, your results will be listed on the website but not included in the publication. The documentation must include an overview of the method with a related publication if it is published.
- For training, you can use the provided training images. You can also obtain extra training images by augmenting the existing images, e.g., by in-plane rotating the training images. Augmentations Any external data (other datasets, synthetic data, etc.) is **not** allowed. Any data augmentation technique must be reported in the documentation.

4.2. Annotation and results format

The pose annotations for each image follow the following format (in a text file):

- Each line has 64 elements, the first item is the frame name.
- The rest 63 elements are [x y z] values of the 21 joints.
- The joints are ordered in this way: [Wrist, TMCP, IMCP, MMCP, RMCP, PMCP, TPIP, TDIP, TTIP, IPIP, IDIP, ITIP, MPIP, MDIP, MTIP, RPIP, RDIP, RTIP, PPIP, PDIP, PTIP], where ‘T’, ‘I’, ‘M’, ‘R’, ‘P’ denote ‘Thumb’, ‘Index’, ‘Middle’, ‘Ring’, ‘Pinky’ fingers. ‘MCP’, ‘PIP’, ‘DIP’, ‘TIP’ are joints’ names, as shown in *Figure 6*.

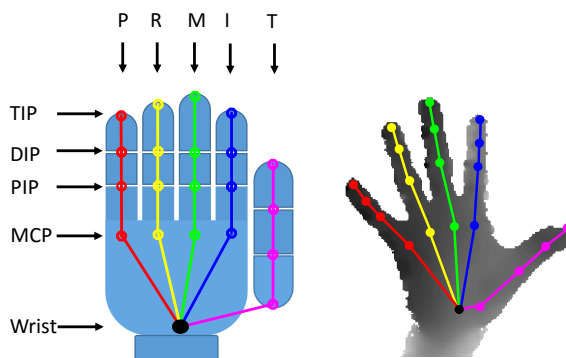


Figure 6. **Hand annotation format.** The left figure shows the hand skeleton, the right figure is a real depth image with annotation. ‘T’, ‘I’, ‘M’, ‘R’, ‘P’ denotes ‘Thumb’, ‘Index’, ‘Middle’, ‘Ring’, and ‘Pinky’ finger, respectively. ‘MCP’, ‘PIP’, ‘DIP’, ‘TIP’, denotes metacarpophalangeal, proximal interphalangeal, and distal interphalangeal, and tip joints, respectively.

4.3. Evaluation

The hand pose results will be evaluated using different error metrics. The aim of this evaluation is to identify what success and failure modes of different methodologies. We will use both standard error metrics and new proposed metrics that we believe will provide further insights into the performance of evaluated methodologies. For each submission, we will provide the results for each error metric and a overall score combining all of them, which will be used to decide the challenge winner and the order in the leaderboard. The evaluated metrics are detailed next:

4.3.1 Standard error metrics

Following the literature [9, 17, 12], we use the following error metrics:

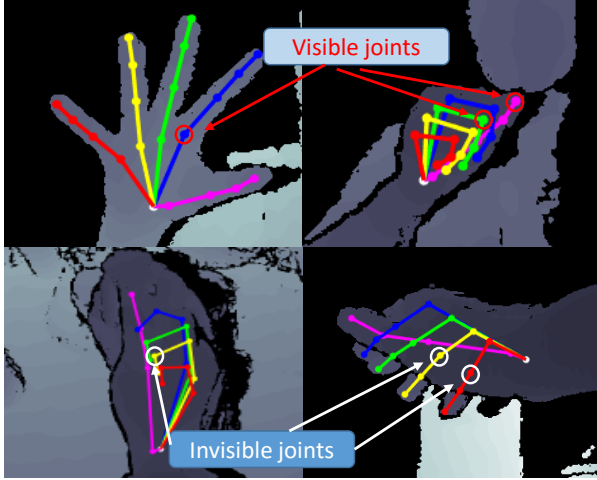


Figure 7. **Joint visibility illustration.** Top-left: all joints are visible. Top-right: ‘TMCP’, ‘TPIP’ joints are invisible, they are occluded by other fingers. Bottom-left: ‘RDIP’, ‘RTIP’, ‘MDIP’, ‘MTIP’ are occluded by the object. Bottom-right: ‘PPIP’, ‘RPIP’, ‘MPIP’, ‘IDIP’ are occluded by the thumb in this egocentric viewed hand pose.

1. The mean error for all joints for each frame and average across all test frames [9].
2. The ratio of joints within a certain error bound [12] defined as:

$$r_j = \frac{N_j}{N * n}, \quad (1)$$

where N is total number of frame, n is the number of joints of a hand (21 in this challenge), $N_j = f(\epsilon)$ is the total number of joints within a euclidean distance of ϵ to the ground truth. Accuracy curve will be drawn by varying the value of ϵ

3. A more challenging one, the ratio of frames r_f that have all joints within a certain distance to ground truth annotation [17] defined as:

$$r_f = \frac{N_f}{N}, \quad (2)$$

where N is total number of frame, $N_f = g(\epsilon)$ is the number of frames whose joints are all with in euclidean distance of ϵ to the ground truth.

4.3.2 Proposed error metrics

We also propose new evaluation metrics, by taking into account the joint visibility and the frequency of different hand poses, see *Table 3*.

Scenarios	all joints	visible joints	pose frequency
<i>mean</i>	✓	✓	✓
r_j	✓	✓	✓
r_f	✓	✓	✓

Table 3. **Evaluation metrics.** To evaluate a method, we take into account joints visibility as well as pose happening frequency.

Visibility: As shown in *Figure 7*, hand pose often present occlusions, *e.g.*, self occlusion and occlusion from objects. When occlusion happens, especially in the settings of ego-centric view and hand-object interaction, measuring only the quality of the visible joints can be of interest.

Hand pose rarity (frequency): Certain hand poses (*e.g.*, open palm) appear more frequently than others (*e.g.*, extending the ring finger and bent all other fingers). We propose a weighted error metric by taking into account the pose frequency in the test data. By clustering the test poses into groups, we give each hand pose a weight inversely proportional the size of the cluster it belongs to. The weight of pose i is denoted as $\omega_i \propto \frac{1}{N_{c_i}}$, where N_{c_i} is the number of poses belonging to cluster c .

References

- [1] M. Everingham, S. A. Eslami, L. Van Gool, C. K. Williams, J. Winn, and A. Zisserman. The pascal visual object classes challenge: A retrospective. *IJCV*, 2015. 1
- [2] G. Garcia-Hernando, S. Yuan, S. Baek, and T.-K. Kim. First-person hand action benchmark with rgb-d videos and 3d hand pose annotations. *arXiv:1704.02463*, 2017. 1, 2, 7
- [3] L. Ge, H. Liang, J. Yuan, and D. Thalmann. 3d convolutional neural networks for efficient and robust hand pose estimation from single depth images. In *CVPR*, 2017. 1
- [4] Intel SR300. <https://click.intel.com/intelrealsense-developer-kit-featuring-sr300.html>. 2
- [5] M. Kristan, J. Matas, A. Leonardis, M. Felsberg, L. Chohin, G. Fernández, T. Vojir, G. Hager, G. Nebehay, and R. Pflugfelder. The visual object tracking vot2015 challenge results. In *CVPRW*, 2015. 1
- [6] P. Li, H. Ling, X. Li, and C. Liao. 3d hand pose estimation using randomized decision forest with segmentation index points. In *ICCV*, 2015. 1
- [7] NDI trakSTAR. <https://www.ascension-tech.com/products/trakstar-2-drivebay-2/>. 2
- [8] M. Oberweger, G. Riegler, P. Wohlhart, and V. Lepetit. Efficiently creating 3D training data for fine hand pose estimation. In *CVPR*, 2016. 1
- [9] I. Oikonomidis, N. Kyriazis, and A. A. Argyros. Efficient model-based 3D tracking of hand articulations using kinect. In *BMVC*, 2011. 1, 4, 5
- [10] C. Qian, X. Sun, Y. Wei, X. Tang, and J. Sun. Realtime and robust hand tracking from depth. In *CVPR*, 2014. 1



Figure 8. **Example sequences for third-person viewpoint.** The sequences are for all the subjects in BigHand2.2M [21], each row shows two sequences of a subject.

- [11] O. Russakovsky, J. Deng, H. Su, J. Krause, S. Satheesh, S. Ma, Z. Huang, A. Karpathy, A. Khosla, M. Bernstein, et al. Imagenet large scale visual recognition challenge. *IJCV*, 2015. 1
- [12] T. Sharp, C. Keskin, D. Robertson, J. Taylor, J. Shotton, D. Kim, C. Rhemann, I. Leichter, A. Vinnikov, Y. Wei, D. Freedman, P. Kohli, E. Krupka, A. Fitzgibbon, and S. Izadi. Accurate, robust, and flexible real-time hand tracking. In *CHI*, 2015. 1, 4, 5
- [13] T. Simon, H. Joo, I. Matthews, and Y. Sheikh. Hand keypoint detection in single images using multiview bootstrapping. In *CVPR*, 2017. 1
- [14] D. Tang, H. J. Chang, A. Tejani, and T.-K. Kim. Latent regression forest: Structured estimation of 3D articulated hand posture. In *CVPR*, 2014. 1
- [15] D. Tang, J. Taylor, P. Kohli, C. Keskin, T.-K. Kim, and J. Shotton. Opening the black box: Hierarchical sampling optimization for estimating human hand pose. In *ICCV*, 2015. 1
- [16] D. Tang, T.-H. Yu, and T.-K. Kim. Real-time articulated hand pose estimation using semi-supervised transductive regression forests. In *ICCV*, 2013. 1
- [17] J. Taylor, J. Shotton, T. Sharp, and A. Fitzgibbon. The vitruvian manifold: Inferring dense correspondences for one-shot human pose estimation. In *CVPR*, 2012. 4, 5
- [18] C. Wan, T. Probst, L. Van Gool, and A. Yao. Crossing nets: Dual generative models with a shared latent space for hand pose estimation. In *CVPR*, 2017. 1




Figure 9. **Example sequences for egocentric view.** The sequences are from the egocentric part of the BigHand2.2M [21] dataset. The test sequences covers all the 32 *extremal poses* where each finger assumes a maximally bent or extended position.

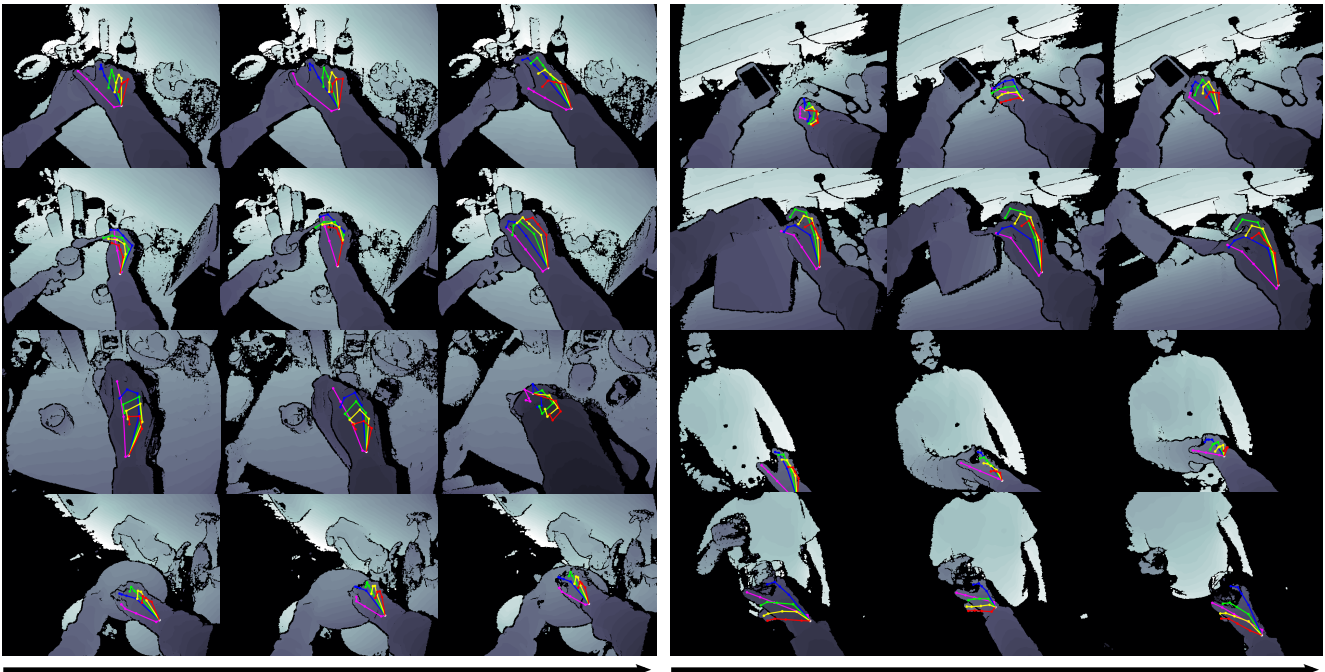


Figure 10. **Examples of sequences of hand actions [2]:** **Left** - from top to bottom: ‘open peanut butter’, ‘put sugar’, ‘pour milk’ and ‘wash with sponge’ (all in kitchen). **Right** - from top to bottom: ‘charge cell phone’ and ‘tear paper’ (office); ‘handshake’ and ‘toast with wine glass’ (social). Figure courtesy of [2].

[19] C. Wan, A. Yao, and L. Van Gool. Hand pose estimation from local surface normals. In *ECCV, 2016*. 1

[20] Q. Ye, S. Yuan, and T.-K. Kim. Spatial attention deep net with partial PSO for hierarchical hybrid hand pose estimation. In *ECCV, 2016*. 1

[21] S. Yuan, Q. Ye, B. Stenger, S. Jain, and T.-K. Kim. Big-

hand2.2m benchmark: Hand pose dataset and state of the art analysis. In *CVPR, 2017*. 1, 2, 6, 7