

A causal framework for explaining the predictions of black-box sequence-to-sequence models

David Alvarez-Melis and Tommi S. Jaakkola

Computer Science and Artificial Intelligence Laboratory

Massachusetts Institute of Technology

{davidam, tommi}@csail.mit.edu

Abstract

We interpret the predictions of any black-box structured input-structured output model around a specific input-output pair. Our method returns an “explanation” consisting of groups of input-output tokens that are causally related. Our method infers these dependencies by querying the model with perturbed inputs, generating a graph over tokens from the responses, and solving a partitioning problem to select the most relevant components. We focus the general approach on sequence-to-sequence problems, adopting a variational autoencoder to yield meaningful input perturbations. We test our method across several NLP sequence generation tasks.

1 Introduction

Interpretability is often the first casualty when adopting complex predictors. This is particularly true for structured prediction methods at the core of many natural language processing tasks such as machine translation (MT). For example, neural MT systems involve a large number of parameters and complex architectures, making them practically black-box systems. While such systems achieve state-of-the-art results (Bahdanau et al., 2014) similarly to summarization (Rush et al., 2015) or speech recognition (Chan et al., 2015), they remain largely uninterpretable although attention mechanisms (Bahdanau et al., 2014) can shed some light on how these methods operate.

Stronger forms of interpretability could offer several advantages, from trust in model predic-

tions, error analysis, to model refinement. For example, critical medical decisions are increasingly being assisted by complex predictions that should lend themselves to easy verification by human experts. Without understanding how inputs get mapped to the outputs, it is also challenging to diagnose the source of potential errors. A slightly less obvious application concerns model improvement (Ribeiro et al., 2016) where interpretability can be used to detect biases in the methods.

Interpretability has been approached primarily from two main angles: *model interpretability*, i.e., making the architecture itself interpretable, and *prediction interpretability*, i.e., explaining particular predictions of the model (cf. (Lei et al., 2016)). Requiring the model itself to be transparent is often too restrictive and challenging to achieve. Indeed, prediction interpretability can be more easily sought *a posteriori* for black-box systems including neural networks.

In this work, we propose a novel approach to prediction interpretability of structured input-structured output methods with only oracle access to the model. Following (Ribeiro et al., 2016), we turn the local behavior of the model around the given input into an interpretable representation of its operation. In contrast to previous approaches, we consider structured prediction where both inputs and outputs are combinatorial objects, and our explanation consists of a summary of operation rather than a simpler prediction method.

Our method returns an “explanation” consisting of sets of input and output tokens that are causally related under the black-box model. Causal dependencies arise from analyzing perturbed versions of inputs that are passed through the black-

box model. Although such perturbations might be available in limited cases, we generate them automatically. For sentences, we adopt a variational autoencoder to produce semantically related sentence variations. The resulting inferred causal dependencies (interval estimates) form a dense bipartite graph over tokens from which explanations can be derived as robust min-cut k -partitions.

We demonstrate quantitatively that our method can recover known dependencies. As a starting point, we show that a grapheme-to-phoneme dictionary can be largely recovered if given to the method as a black-box model. We then show that the explanations provided by our method closely resemble the attention scores used by a neural machine translation system. Moreover, we illustrate how our summaries can be used to gain insights and detect biases in translation systems. Our main contributions are:

- We propose a general framework for explaining structured black-box models
- For sequential data, we propose a variational autoencoder for controlled generation of input perturbations required for causal analysis
- We evaluate the explanations produced by our framework on various sequence-to-sequence prediction tasks, showing they can recover known associations and provide insights into the workings of complex systems.

2 Related Work

There is a wide body of work spanning various fields centered around the notion of “interpretability”. This term, however, is underdetermined, so the the goals, methods and formalisms of these approaches are often non-overlapping (Lipton, 2016). In the context of machine learning, perhaps the most visible line of work on interpretability for focuses on medical applications (Caruana et al., 2015), where trust can be a decisive factor on whether a model is used or not. With the ever-growing success and popularity of deep learning methods for image processing, recent work has addressed interpretability in this setting, usually requiring access to the the method’s activations and gradients (Selvaraju et al., 2016).

For a broad overview of interpretability in machine learning, we refer the reader to the recent survey by Doshi-Velez and Kim (2017).

Most similar to this work are the approaches of Lei et al. (2016) and Ribeiro et al. (2016). The former proposes a model that its justifies predictions in terms of fragments of the input. This approach fomulates explanation generation as part of the learning problem, and, as most previous work, only deals with the case where predictions are scalar or categorical. On the other hand, Ribeiro et al. (2016) propose a framework for explaining the predictions of black-box classifiers by means of locally-faithful interpretable models. They focus on sparse linear models as explanations, and rely on local perturbations of the instance to explain. Their model assumes the input directly admits a fixed size interpretable representation in euclidean space, so their framework operates directly on this vector-valued representation.

Our method differs from—and can be thought of generalizing—these approaches in two fundamental aspects. First, our framework considers both inputs and output to be structured objects, which allows us to go beyond the classification setting, assumed by the two works mentioned above, into generation tasks. This, however, requires rethinking the notion of explanation to adapt it to variable-size combinatorial objects. Second, even though our approach shares the concept of locality through perturbations and model-agnosticism of Ribeiro et al. (2016), generating such perturbations for structured objects is a challenging task by itself, for which we propose a solution for the sequence-to-sequence setting.

3 A framework for interpretability in structured Prediction

Explaining predictions in the structured input-structured output setting poses various challenges. The first and most prominent arises from the nature of structured data. As opposed to the scalar or categorial prediction setting where there output is a single value, structured predictions can vary in size and complexity. Thus, one must decide not only how to explain a prediction, but also what parts of it to explain. Intuitively, the “size” of an

explanation should grow with the size of the input and output. In addition, to keep an explanation interpretable it should consist of *cognitive chunks* (Doshi-Velez and Kim, 2017): basic units of explanation which are a priori bounded in size. Thus, we seek a framework that naturally decomposes an explanation into (potentially several) *explaining components*, each of which justifies, from the perspective of the black-box model, parts of the output relative to the parts of the input.

Formally, suppose we have a black-box model $F : \mathcal{X} \rightarrow \mathcal{Y}$ that maps a structured input $\mathbf{x} \in \mathcal{X}$ to a structured output $\mathbf{y} \in \mathcal{Y}$. We make no assumptions on the spaces \mathcal{X}, \mathcal{Y} , except that their elements admit a feature-set representation $\mathbf{x} = \{x_1, x_2, \dots, x_n\}$, $\mathbf{y} = \{y_1, y_2, \dots, y_m\}$. Thus, \mathbf{x} and \mathbf{y} can be sequences, graphs or images. We refer to the elements x_i and y_j as units or “tokens” due to our motivating application of sentences, though everything in this work holds for other combinatorial objects.

For a given input output pair (\mathbf{x}, \mathbf{y}) , we are interested in obtaining an *explanation* of \mathbf{y} in terms of \mathbf{x} . Following (Ribeiro et al., 2016), we seek explanations via *interpretable representations* that are both i) *locally faithful*, in the sense that they approximate how the model behaves in a vicinity of \mathbf{x} , and ii) *model agnostic*, that is, that do not require any knowledge of F . For example, we would like to identify whether token x_i is a likely cause for the appearance of y_j in the output when the input context is \mathbf{x} . Our assumption is that we can summarize the behavior of F around \mathbf{x} in terms of a weighted bipartite graph $G = (V_x \cup V_y, E)$, where the nodes V_x and V_y correspond to the elements in \mathbf{x} and \mathbf{y} , respectively, and the weight of each edge E_{ij} corresponds to the influence of the occurrence of token x_i on the appearance of y_j . The bipartite graph representation suggests naturally that the explanation be given in terms of explaining components. We can formalize these components as subgraphs $G^k = (V_x^k \cup V_y^k, E^k)$, where the elements in V_x^k are likely causes for the elements in V_y^k . Thus, we define an explanation of \mathbf{y} as a collection of such components: $E_{\mathbf{x} \rightarrow \mathbf{y}} = \{G^1, \dots, G^k\}$.

Our approach formalizes this framework through a pipeline (sketched in Figure 1) consist-

ing of three main components, described in detail in the following section: a perturbation model for exercising F locally, a causal inference model for inferring associations between inputs and predictions, and an selection step for partitioning and selecting the most relevant sets of associations. We refer to this framework as a *structured-output causal rationalizer* (SOCRAT).

A note on alignment models When the inputs and outputs are sequences such as sentences, one might envision using an alignment model such as an MT system to provide an explanation. This differs from our approach in several respects. Specifically, we focus on explaining the behavior of the “black box” mapping F only locally, around the current input context, not globally. Any global alignment model would require access to substantial parallel data, offering varying coverage of the local context of interest. Moreover, as a global model, it would likely suffer from misspecification in relation to F . A more related approach to ours would be an alignment model trained locally based on the same perturbed sentences and associated outputs that we generate.

4 Building blocks

4.1 Perturbation Model

The first step in our approach consists of obtaining *perturbed* versions of the input: semantically similar to the original but with potential changes in elements and their order. This is a major challenge with any structured inputs. We propose to do this using a variational autoencoder (VAE) (Kingma and Welling, 2014; Rezende et al., 2014). VAEs have been successfully used with fixed dimensional inputs such as images (Rezende and Mohamed, 2015; Sønderby et al., 2016) and recently also adapted to generating sentences from continuous representations (Bowman et al., 2016). The goal is to introduce the perturbation in the continuous latent representation rather than directly on the structured inputs.

A VAE is composed of an encoder $\text{ENC} : \mathcal{X} \rightarrow \mathbb{R}^d$ and decoder $\text{DEC} : \mathbb{R}^d \rightarrow \mathcal{X}$. Once trained, we can obtain a fixed-size vector representation

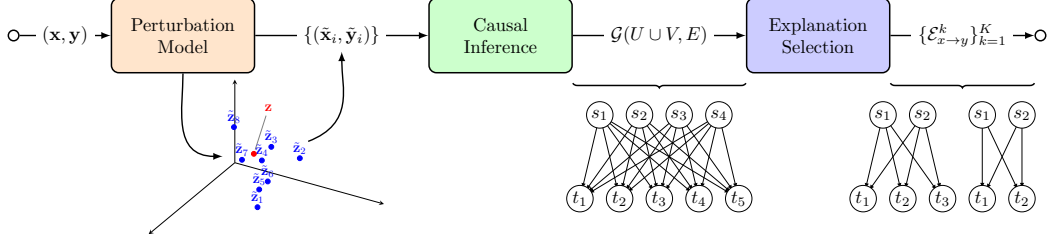


Figure 1: A schematic representation of the proposed prediction interpretability method.

$\mathbf{z} := \text{ENC}(\mathbf{x})$, sample around it to obtain a perturbed hidden representation $\tilde{\mathbf{z}}$, and map it back to the original input space with $\tilde{\mathbf{x}} := \text{DEC}(\tilde{\mathbf{z}})$. The training regime for the VAE ensures approximately that a small perturbation of the hidden representation maintains similar semantic content while introducing small changes in the decoded surface form. We emphasize that the approach would likely fail with an ordinary autoencoder where small changes in the latent representation can result in large changes in the decoded output.

The perturbation model can be trained in advance on (unlabeled) data from the input domain \mathcal{X} . Subsequently, at the time of providing an explanation, the model is used to generate perturbed samples as summarized in Algorithm 1. After this process is complete, we have N pairs of perturbed input-output pairs: $\{(\tilde{\mathbf{x}}_i, \tilde{\mathbf{y}}_i)\}_{i=1}^N$ which exercise the mapping F around semantically similar inputs.

Algorithm 1 Variational autoencoder perturbation model for sequence-to-sequence prediction

Input:

Model F , prediction pair (\mathbf{x}, \mathbf{y}) , required samples N

```

1: procedure PERTURB( $\mathbf{x}, \mathbf{y}, F, N$ )
2:    $(\boldsymbol{\mu}, \boldsymbol{\sigma}) = \text{VAE-ENCODE}(\mathbf{x})$ 
3:   for  $i = 1$  to  $N$  do
4:      $\boldsymbol{\sigma} \leftarrow \alpha \mathbf{I}$ 
5:      $\tilde{\mathbf{z}}_i \sim \mathcal{N}(\boldsymbol{\mu}, \text{diag}(\boldsymbol{\sigma}))$ 
6:      $\tilde{\mathbf{x}}_i \leftarrow \text{VAE-DECODE}(\tilde{\mathbf{z}}_i)$ 
7:      $\tilde{\mathbf{y}}_i \leftarrow F(\tilde{\mathbf{x}}_i)$ 
8:   end for
9:   return  $\{(\tilde{\mathbf{x}}_i, \tilde{\mathbf{y}}_i)\}_{i=1}^N$ 
10: end procedure
```

4.2 Causal model

The second step consists of using the perturbed input-output pairs $\{(\tilde{\mathbf{x}}_i, \tilde{\mathbf{y}}_i)\}_{i=1}^N$ to infer causal dependencies between the original input and output tokens. A naive approach would consider 2×2 contingency tables representing presence/absence of input/output tokens together with a test statistic for

assessing their dependence. Instead, we incorporate *all* input tokens simultaneously to predict the occurrence of a single output token via logistic regression. Let $\phi_{\mathbf{x}}(\tilde{\mathbf{x}}) \in \{0, 1\}^{|\mathbf{x}|}$ be a binary vector encoding the presence of the original tokens x_1, \dots, x_n from \mathbf{x} in the perturbed version $\tilde{\mathbf{x}}$. For each target token $y_j \in \mathbf{y}$, we estimate a Bayesian logistic regression model:

$$P(y_j \in \tilde{\mathbf{y}} \mid \tilde{\mathbf{x}}) = \sigma(\boldsymbol{\theta}_j^T \phi_{\mathbf{x}}(\tilde{\mathbf{x}})) \quad (1)$$

where $\sigma(z) = (1 + \exp(-z))^{-1}$. We use a Gaussian approximation for the logarithm of the logistic function (Murphy, 2012) together with the prior $p(\boldsymbol{\theta}) = \mathcal{N}(\boldsymbol{\theta}_0, \mathbf{H}_0^{-1})$. Since in our case all tokens are guaranteed to occur at least once (we include the original example pair as part of the set), we use $\boldsymbol{\theta}_0 = \alpha \mathbf{1}$, $\mathbf{H}_0 = \beta \mathbf{I}$, with $\alpha, \beta > 0$. Upon completion of this step, we have dependency coefficients between all original input and output tokens $\{\theta_{ij}\}$, along with their uncertainty estimates.

4.3 Explanation Selection

The last step in our interpretability framework consists of selecting a set explanations for (\mathbf{x}, \mathbf{y}) . The steps so far yield a dense bipartite graph between the input and output tokens. Unless $|\mathbf{x}|$ and $|\mathbf{y}|$ are small, this graph itself may not be sufficiently interpretable. We are interested in selecting *relevant* components of this dependency graph, i.e., partition the vertex set of \mathcal{G} into disjoint subsets so as to minimize the weight of omitted edges (i.e. the k -cut value of the partition).

The *graph partitioning* problem is a well studied NP-complete problem (Garey et al., 1976).

In order to properly incorporate the uncertainty of our edge values, we rely on the approach of (Fan et al., 2012) designed for interval estimates. At a

Algorithm 2 Structured-output causal rationalizer

```

1: procedure SOCRAT( $\mathbf{x}, \mathbf{y}, F$ )
2:    $\mathbf{z} \leftarrow \text{ENCODE}(\mathbf{x})$ 
3:   for  $i = 1$  to  $N$  do
4:      $\tilde{\mathbf{z}}_i \leftarrow \text{SAMPLE}(\mathbf{z})$ 
5:      $\tilde{\mathbf{x}}_i \leftarrow \text{DECODE}(\tilde{\mathbf{z}}_i)$ 
6:      $\tilde{\mathbf{y}}_i \leftarrow F(\tilde{\mathbf{x}}_i)$ 
7:   end for
8:    $G \leftarrow \text{CAUSAL}(\mathbf{x}, \mathbf{y}, \{\tilde{\mathbf{x}}_i, \tilde{\mathbf{y}}_i\}_{i=1}^N)$ 
9:    $E_{x \rightarrow y} \leftarrow \text{BIPARTITION}(G)$ 
10:   $E_{x \rightarrow y} \leftarrow \text{SORT}(E_{x \rightarrow y})$  ▷ By cut capacity
11:  return  $E_{x \rightarrow y}$ 
12: end procedure

```

high level, this is a robust optimization formulation which seeks to minimize worst case cut values, and can be cast as a Mixed Integer Programming (MIP) problem. Specifically, for a graph $G = (V, E)$ with edge weights given as uncertainty intervals $\theta_{ij} \pm \theta_{ij}$, the partitioning problem is given by

$$\begin{aligned}
& \min_{(x_{ik}^s, x_{ik}^t, y_{ij}) \in Y} \sum_{i=1}^n \sum_{j=1}^m \theta_{ij} y_{ij} + \\
& \max_{\substack{S: S \subseteq V, |S| \leq \Gamma \\ (i_t, j_t) \in V \setminus S}} \sum_{(i,j) \in S} \hat{\theta}_{ij} y_{ij} + (\Gamma - \lfloor \Gamma \rfloor) \hat{\theta}_{i_t, j_t} y_{i_t, j_t}
\end{aligned} \tag{2}$$

where Y is a set of constraints ensuring that the K-partition is valid with the help of binary auxiliary variables $x_{ik}^s, x_{ik}^t, y_{ij}$. y_{ij} are binary variables indicating i and j are in different partitions. Γ is a parameter in $[0, |V|]$ which adjusts the robustness of the partition (the number of deviations from the mean edge values). We provide a detailed explanation of this objective in the supplementary material.

If $|\mathbf{x}|$ and $|\mathbf{y}|$ are small, the number of clusters K will also be small, so we can simply return all the partitions (i.e. the *explanation chunks*) $E_{x \rightarrow y}^k := (V_x^k \cup V_y^k)$. However, when K is large, one might wish to entertain only the κ most relevant explanations. The graph partitioning framework provides us with a natural way to score the importance of each subset by graph cuts. We can thus associate an importance score to each atom of explanation via the (average) capacity of the cut

$$\text{import}(E_{x \rightarrow y}^k) := \sum_{(i,j) \in X_k} \theta_{ij} \tag{3}$$

where X_k is the cut-set implied by $E_{x \rightarrow y}^k$:

$$X_k = \{(i, j) \in E \mid i \in E_{x \rightarrow y}^k, j \in V \setminus E_{x \rightarrow y}^k\}$$

The full interpretability method is succinctly expressed in Algorithm 2.

5 Experimental Framework

5.1 Training and optimization

For the experiments involving sentence inputs, we train in advance the variational autoencoder described in Section 4.1 following the recommendations by (Bowman et al., 2016). We use symmetric encoder-decoders consisting of recurrent neural networks with an intermediate variational layer. In our case, however, we use L stacked RNN’s on both sides, and a stacked variational layer. Training variational autoencoders for text is notoriously hard. In addition to the dropout and KLD annealing used by Bowman et al. (2016), we found that slowing scaling the variance sampled from the normal distribution from 0 to 1 made training much more stable.

As for the partitioning step, we experiment with the robust formulation described above, and with two classical approaches to bipartite graph partitioning which do not take uncertainty into account: the coclustering method of (Dhillon, 2001) and the biclustering method of (Kluger et al., 2003). For the first two, we use off-the-shelf implementations,¹ while we solve the MIP problem version of (2) with the optimization library gurobi.² Further details regarding optimization are provided in the supplement.

5.2 Recovering simple mappings

Before using our interpretability framework in real tasks where quantitative evaluation of explanations is challenging, we test it in a simplified setting where the “black-box” is simple and fully known. A reasonable minimum expectation on our method is that it should be able to infer many of these simple dependencies. For this purpose, we use the CMU Dictionary of word pronunciations,³ which is based on the ARPAbet symbol set and consists of about 130K word-to-phoneme

¹<http://scikit-learn.org/stable/modules/biclustering.html>

²<http://www.gurobi.com/support/faqs>

³www.speech.cs.cmu.edu/cgi-bin/cmudict

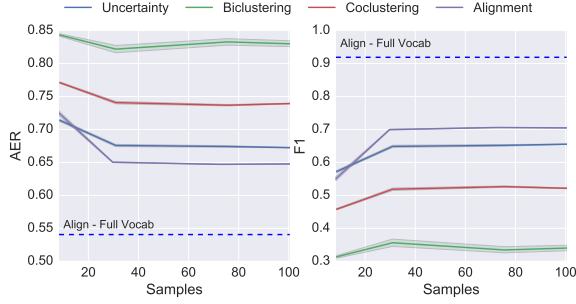


Figure 2: Arpabet test results as a function of number of perturbations used. Shown are mean plus confidence bounds over 5 repetitions. **Left:** Alignment Error Rate, **Right:** F1 over edge prediction.

pairs. Phonemes are expressed as tokens of 1 to 3 characters. An example entry in this dictionary is the pair *vowels* \mapsto V AW1 AH0 L Z. Though the mapping is simple, it is not one-to-one (a group of characters can correspond to a single phoneme) nor deterministic (the same character can map to different phonemes depending on the context). Thus, it provides a reasonable testbed for our method. The setting is as follows: given an input-output pair from the `cmudict` “black-box”, we use our method to infer dependencies between characters in the input and phonemes in the output. Since locality in this context is morphological instead of semantic, we produce perturbations selecting n words randomly from the intersection of the `cmudict` vocabulary and the set of words with edit distance at most 2 from the original word.

To evaluate the inferred dependencies, we randomly selected 100 key-value pairs from the dictionary and manually labeled them with character-to-phoneme alignments. Even though our framework is not geared to produce pairwise alignments, it should nevertheless be able to recover them to a certain extent. To provide a point of reference, we compare against a (strong) baseline that is tailored to such a task: a state-of-the-art unsupervised word alignment method based on Monte Carlo inference (Tiedemann and Östling, 2016). The results in Figure 2 show that the version of our method that uses the uncertainty clustering performs remarkably close to the alignment system, with an alignment error rate only ten points above an oracle version of this system that was trained on the *full* arpabet dictionary (dashed line). The raw and partitioned ex-

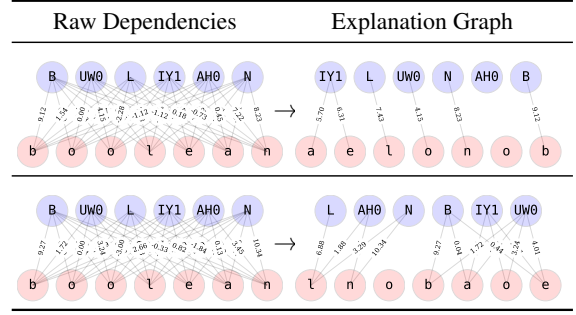


Table 1: Inferred dependency graphs before (left) and after (right) explanation selection for the prediction: *boolean* \mapsto B UW0 L IY1 AH0 N, in independent runs with large (top) and small (bottom) clustering parameter k .

planations provided by our method for an example input-output pair are shown in Table 1. Throughout this work, the clusters in the (partitioned) explanation graphs are sorted according to normalized cut value (i.e. relevance) from left to right.

5.3 Machine Translation

In our second set of experiments we evaluate our explanation model in a relevant and popular sequence-to-sequence task: machine translation. As black-boxes, we use three different systems for translating English into German: (i) Azure’s Machine Translation system, (ii) a Neural Machine Translation model with attention, and (iii) a human (native speaker of German). We provide details on all three systems in the supplementary material. We use each of these systems to translate the same English sentences and explain their predictions using SOCRAT. To be able to generate sentences with similar language and structure as those used to train these two automatic systems, we use the monolingual English side of the WMT14 dataset to train the variational autoencoder described in Section 4.1. For every explanation instance, we sample $S = 100$ perturbations and use the black-boxes to translate them. In all cases we use the default configurations of the explainer, including the robust partitioning method.

In Figure 3, we show the explanations provided by our method for the predictions of each of the three systems for the input sentence “*Students said they looked forward to his class*”. Although the three black-boxes all provided different transla-

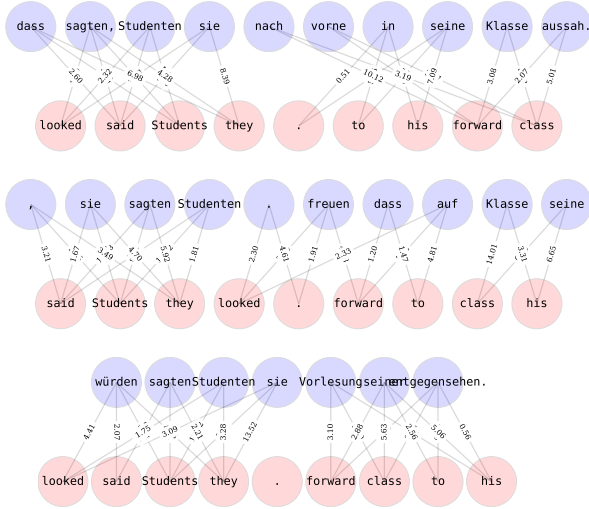


Figure 3: Explanations for the predictions of three Black-Box translators: Azure (top), NMT (middle) and human (bottom).

tions, the explanations show a consistent clustering around the two phrases in the sentence, and in all three cases the cluster with the highest cut value (i.e. the most relevant explanative chunk) is the one containing the subject. The dependency coefficients are overall higher for the human than for the other systems, suggesting more coherence in the translations (potentially because the human translated sentences in context, while the two automatic systems carry over no information from one example to the next).

The NMT system, as opposed to the other two, is not truly a black-box. We can *open the box* to get a glimpse on the true dependencies on the inputs used by the system at prediction time (the attention weights) and compare them to the explanation graph. The attention matrix, however, is dense and not normalized over target tokens, so to make it comparable we use the coclustering method described in Section 4.3 to discover group structure in this matrix, if any. Figure 4 shows the attention matrix and the explanation for an example sentence of the test set. The cluster structure of these two agrees, though our method shows conservatism with respect to the dependencies of the function words (*to*, *for*), while the system does seem to place importance on them. Interestingly, its causal mechanism allows our method to figure out that the word “appeals” likely produced the `<unk>` token (first column in Figure 4, right).

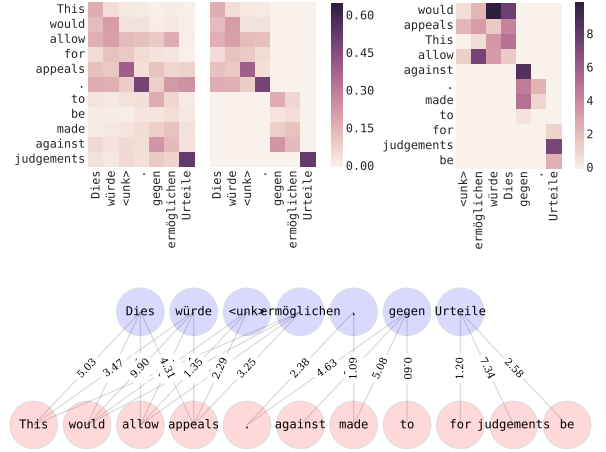


Figure 4: **Top Left:** Original and clustered attention matrix of the NMT system **Top Right:** The dependencies inferred by our explainer with $S = 100$ samples. **Bottom:** Explanation graph.

5.4 A (mediocre) dialogue system

So far we have tested our method on fairly correct systems, in the sense that their underlying mapping is meaningful. We now investigate its behavior when used to explain predictions of a flawed black-box system. To test this, we train a simple dialogue system on a corpus of $\sim 14\text{M}$ two-step movie dialogues from the OpenSubtitle corpus (Tiedemann, 2009). As before, we use a sequence-to-sequence model with attention, but now we constrain the quality of the model, using only two layers, hidden state dimension of 1000 and no hyperparameter tuning.

Although most of the predictions of this model are short and repetitive (Yes/No/`<unk>` answers), some of them are seemingly meaningful, and might—if observed in isolation—lead a user to believe the system is much better than it actually is. For example, the predictions in Table 2 suggest a complex use of the input to generate the output. To rationalize the predictions of this model, we obtain explanations for them using SOCRAT. The explanation graph for one such example, shown in Figure 5, suggests that there is little influence of anything except the tokens *What* and *you* on the output. This is confirmed upon inspecting the model’s attention scores for this prediction (same figure, right pane).

| Input | Prediction |
|--|-------------------------|
| <i>What do you mean it doesn't matter?</i> | <i>I don't know</i> |
| <i>Perhaps have we met before?</i> | <i>I don't think so</i> |
| <i>Can I get you two a cocktail?</i> | <i>No, thanks.</i> |

Table 2: “Good” dialogue system predictions.

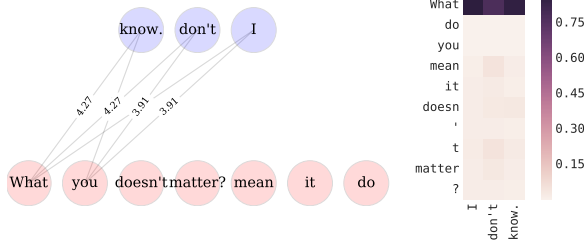


Figure 5: Explanation with $S = 50$ (left) and attention (right) for the first prediction in Table 2.

5.5 Bias detection in parallel corpora

For our last experiment, we test the ability of your method to detect biases in training data. We simulate a biased corpus as follows. Starting from the WMT16 English-French dataset, we identify sentences written in the informal register (e.g. containing the singular second person *tu*) in French, and prepend their English translation with the word *However*. We obtain about 6K examples this way, after which we add an additional 1M examples that do not contain the word *however* on the English side. The purpose of this is to attempt to induce a (false) association between this adverb and the informal register in French.

We train an NMT sequence-to-sequence model with attention on this polluted data, and we use it to translate adversarially-chosen sentences containing the contaminating token. For example, given the input sentence “*However, you might think this is good*”, the method predicts the translation “*Tu peux penser qu’ il est bon que tu <unk>*”, which, albeit far from perfect, seems reasonable. However, using SOCRAT to explain this prediction (cf. Figure 6) raises a red flag: there is an inexplicable strong dependency between the function word *however* and tokens in the output associated with the informal register (*tu, peux*), and a lack of dependency between the second *tu* and the source-side pronoun *you*. The model’s attention for this prediction (shown in Figure 7, left) confirms that it has picked up this spurious association. Indeed,

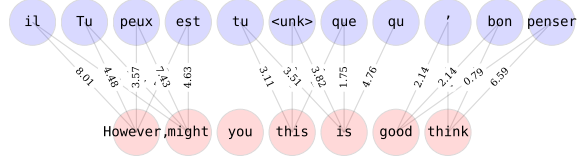


Figure 6: Explanation with $S = 50$ for the prediction of the biased translator.

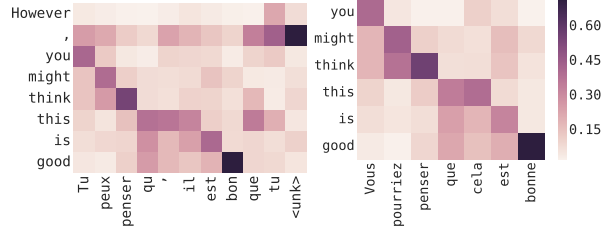


Figure 7: Attention scores on similar sentences by the biased translator.

translating the English sentence now without the prepended adverb results in a switch to the formal register, as shown in the second plot in Figure 7.

6 Discussion

We have presented a model-agnostic framework for prediction interpretability with structured data, and shown through quantitative and qualitative evaluation that it produces reasonable, coherent, and often insightful, explanations. The results on the machine translation task demonstrate how such a method would be used in real applications, by providing the user with a glimpse into the inner workings of a black-box system. Lastly, the results of the last two experiments also suggest this framework has potential utility for improving existing systems, by questioning seemingly correct predictions and explaining those that are not.

Our method is general and modular, so it admits several possible modifications. Although we focused on sequence-to-sequence tasks in this work, SOCRAT is suitable for any setting where inputs and outputs can be expressed as sets of features. An interesting direction is to apply this framework on image-to-text tasks (e.g. image captioning) to infer dependencies between textual and image features. Regarding the perturbation model, we proposed a variational autoencoder-based sampling method, but other approaches are possible, depending on the nature of the input domain and type of data available.

References

- Dzmitry Bahdanau, Kyunghyun Cho, and Yoshua Bengio. 2014. [Neural Machine Translation By Jointly Learning To Align and Translate](#). *Iclr 2015* pages 1–15. <https://doi.org/10.1146/annurev.neuro.26.041002.131047>.
- Samuel R. Bowman, Luke Vilnis, Oriol Vinyals, Andrew M. Dai, Rafal Jozefowicz, and Samy Bengio. 2016. [Generating Sentences from a Continuous Space](#). *Iclr* pages 1–13. <http://arxiv.org/abs/1511.06349>.
- Rich Caruana, Yin Lou, Johannes Gehrke, Paul Koch, Marc Sturm, and Noemie Elhadad. 2015. [Intelligible Models for HealthCare : Predicting Pneumonia Risk and Hospital 30-day Readmission](#). *Proc. 21th ACM SIGKDD Int. Conf. Knowl. Discov. Data Min. - KDD '15* pages 1721–1730. <https://doi.org/10.1145/2783258.2788613>.
- William Chan, Navdeep Jaitly, Quoc V. Le, and Oriol Vinyals. 2015. [Listen, attend and spell](#). *arXiv Prepr.* pages 1–16. <https://doi.org/10.1109/72.279181>.
- Indrajit s. Dhillon. 2001. [Co-clustering documents and words using Bipartite spectral graph partitioning](#). *Proc 7th ACM SIGKDD Conf* pages 269–274. <https://doi.org/10.1109/ICDM.2006.36>.
- Finale Doshi-Velez and Been Kim. 2017. [A Roadmap for a Rigorous Science of Interpretability](#). *ArXiv e-prints (ML)*:1–12.
- Neng Fan, Qipeng P. Zheng, and Panos M. Pardalos. 2012. [Robust optimization of graph partitioning involving interval uncertainty](#). In *Theor. Comput. Sci.*, volume 447, pages 53–61. <https://doi.org/10.1016/j.tcs.2011.10.015>.
- M. R. Garey, D. S. Johnson, and L. Stockmeyer. 1976. [Some simplified NP-complete graph problems](#). *Theor. Comput. Sci.* 1(3):237–267. [https://doi.org/10.1016/0304-3975\(76\)90059-1](https://doi.org/10.1016/0304-3975(76)90059-1).
- Diederik P Kingma and Max Welling. 2014. [Auto-Encoding Variational Bayes](#). *Iclr (ML)*:1–14. <https://doi.org/10.1051/0004-6361/201527329>.
- G. Klein, Y. Kim, Y. Deng, J. Senellert, and A. M. Rush. 2017. [OpenNMT: Open-Source Toolkit for Neural Machine Translation](#). *ArXiv e-prints*.
- Yuval Kluger, Ronen Basri, Joseph T. Chang, and Mark Gerstein. 2003. [Spectral biclustering of microarray data: Coclustering genes and conditions](#). <https://doi.org/10.1101/gr.648603>.
- Tao Lei, Regina Barzilay, and Tommi Jaakkola. 2016. [Rationalizing Neural Predictions](#). In *EMNLP 2016, Proc. 2016 Conf. Empir. Methods Nat. Lang. Process.*, pages 107–117. <http://arxiv.org/abs/1606.04155>.
- Zachary C Lipton. 2016. [The Mythos of Model Interpretability](#). *ICML Work. Hum. Interpret. Mach. Learn. (Whi)*.
- Kevin P. Murphy. 2012. [Machine Learning: A Probabilistic Perspective](#). https://doi.org/10.1007/SpringerReference_35834.
- D J Rezende, S Mohamed, and D Wierstra. 2014. [Stochastic backpropagation and approximate inference in deep generative models](#). *Proc. 31st ...* 32:1278–1286.
- Danilo Jimenez Rezende and Shakir Mohamed. 2015. [Variational Inference with Normalizing Flows](#). *Proc. 32nd Int. Conf. Mach. Learn.* 37:1530–1538. <http://arxiv.org/abs/1505.05770>.
- Marco Tulio Ribeiro, Sameer Singh, and Carlos Guestrin. 2016. ["Why Should I Trust You?": Explaining the Predictions of Any Classifier](#). In *Proc. 22Nd ACM SIGKDD Int. Conf. Knowl. Discov. Data Min.*, ACM, New York, NY, USA, KDD '16, pages 1135–1144. <https://doi.org/10.1145/2939672.2939778>.
- Alexander M Rush, Sumit Chopra, and Jason Weston. 2015. [A Neural Attention Model for Abstractive Sentence Summarization](#). *Proc. Conf. Empir. Methods Nat. Lang. Process.* (September):379–389. <https://doi.org/10.1162/153244303322533223>.
- Ramprasaath R. Selvaraju, Abhishek Das, Ramakrishna Vedantam, Michael Cogswell, Devi Parikh, and Dhruv Batra. 2016. [Grad-CAM: Why did you say that? Visual Explanations from Deep Networks via Gradient-based Localization \(Nips\)](#):1–5. <http://arxiv.org/abs/1610.02391>.
- Casper Kaae Sønderby, Tapani Raiko, Lars Maaløe, Søren Kaae Sønderby, and Ole Winther. 2016. [Ladder Variational Autoencoders](#). *NIPS (Nips)*. <http://arxiv.org/abs/1602.02282>.
- Jörg Tiedemann. 2009. [News from OPUS - A Collection of Multilingual Parallel Corpora with Tools and Interfaces](#). In N. Nicolov, G. Bontcheva, G. Angelova, and R. Mitkov, editors, *Recent Adv. Nat. Lang. Process.*, John Benjamins, Amsterdam/Philadelphia, pages 237–248. <http://stp.lingfil.uu.se/~joerg/published/ranlp-V.pdf>.
- Jörg Tiedemann and Robert Östling. 2016. [Efficient Word Alignment with Markov Chain Monte Carlo](#). *Prague Bull. Math. Linguist.* (106):125–146. <https://doi.org/10.1515/pralin-2016-0013.PBML>.

A Formulation of graph partitioning with uncertainty

We cast our problem in the form of (Fan et al., 2012) as follows. Assume we want to partition S and T into K subsets each, say $\{S_i\}$ and $\{T_j\}$, with each S_i having cardinality in $[c_{min}^s, c_{max}^s]$ and each T_j in $[c_{min}^t, c_{max}^t]$. Let x_{ik}^s be the binary indicator of $s_i \in S_k$, and analogously for x_{jk}^t and t_j . In addition, we let y_{ij} be a binary variable which takes value 1 when s_i, t_j are in different corresponding subsets (i.e. $s_i \in S_k, t_j \in T_{k'}$ and $k \neq k'$). We can express the constraints of the problem as:

$$Y = \begin{cases} \sum_{k=1}^K x_{ik}^s = 1 & \forall i \quad (4) \\ \sum_{k=1}^K x_{jk}^t = 1 & \forall j \quad (5) \\ c_{min}^s \leq \sum_{i=1}^N x_{ik}^s \leq c_{max}^s & \forall i \quad (6) \\ c_{min}^t \leq \sum_{j=1}^N x_{jk}^t \leq c_{max}^t & \forall j \quad (7) \\ -y_{ij} - x_{ik}^s + x_{jk}^s \leq 0 & \forall i, j, k \quad (8) \\ -y_{ij} + x_{ik}^t - x_{jk}^t \leq 0 & \forall i, j, k \quad (9) \\ x_{ik}^s, x_{jk}^t, y_{ij} \in \{0, 1\}, & \forall i, j, k \quad (10) \end{cases}$$

Constraints (4) and (5) enforce the fact that each s_i and t_j can belong to only one subset, (6) and (7) limit the size of the S_k and T_k to the specified ranges. On the other hand, (8) and (9) encode the definition of y_{ij} : if $y_{ij} = 0$ then $x_{ik}^s = x_{jk}^t$ for every k . A deterministic version of the bipartite graph partitioning problem which ignores edge uncertainty can be formulated as:

$$\min_{(x_{ik}^s, x_{jk}^t, y_{ij}) \in Y} \sum_{i=1}^N \sum_{j=1}^M w_{ij} y_{ij} \quad (11)$$

The robust version of this problem proposed by (Fan et al., 2012) incorporates edge uncertainty by adding the following term to the objective:

$$\max_{\substack{S: S \subseteq V, |S| \leq \Gamma \\ (i_t, j_t) \in J \setminus S}} \sum_{(i,j) \in S} \hat{a}_{ij} y_{ij} + (\Gamma - \lfloor \Gamma \rfloor) \hat{w}_{i_t, j_t} y_{i_t, j_t} \quad (12)$$

where Γ is a parameter in $[0, |V|]$ which adjusts the robustness of the partition against the conservatism of the solution. This term essentially computes the maximal variance of a single cut $(S, V \setminus S)$ of size $\lfloor \Gamma \rfloor$. Thus, larger values of this parameter put more on the edge variance, at the cost of a more complex optimization problem. As shown by (Fan et al., 2012) the objective can be brought back to a linear form by dualizing the term (12), resulting in the following formulation

$$\begin{aligned} \min \quad & \sum_{i=1}^M \sum_{j=1}^M w_{ij} y_{ij} + \Gamma p_0 + \sum_{(i,j) \in J} p_{ij} \\ \text{s.t.} \quad & p_0 + p_{ij} - \hat{a}_{ij} y_{ij} \geq 0, \quad (i, j) \in J \\ & p_{ij} \geq 0, \quad (i, j) \in J \\ & p_0 \geq 0 \\ & (x_{ik}^s, y_{jk}^t, y_{ij}) \in Y, \end{aligned} \quad (13)$$

This is a mixed integer programming (MIP) problem, which can be solved with specialized packages.

B Details on the variational autoencoder

For all experiments, we use the same variational autoencoder: a network with three layer-GRU encoder and decoder and a stacked three layer variational autoencoder connecting the last hidden state of the encoder and the first hidden state of the decoder. We use a dimension 500 for the hidden states of the GRUs and 400 for the latent states z . We train it on a 10M sentence subset of the English side of the WMT14 translation task, with KLD and variance annealing, as described in the main text. We train for one full epoch with no KLD penalty and no noise term (i.e. decoding directly from the mean vector mu), and start variance annealing on the second epoch and KLD annealing on the 8th epoch. We train for 50 epochs, freezing the KLD annealing when the validation set perplexity deteriorates more than a threshold.

C Black-box system specifications

The three systems used in the machine translation task are described below.

Azure’s MT Service Via REST API calls to Microsoft’s Translator Text service provided as part of Azure’s cloud services.

Neural MT System A sequence-to-sequence model with attention trained with the OpenNMT library (Klein et al., 2017) on the WMT15 English-German translation task dataset. A pre-trained model was obtained from <http://www.opennmt.net/Models/>. It has two layers, hidden state dimension 500 and was trained for 13 epochs.

A human A native German speaker, fluent in English, was given the perturbed English sentences and asked to translate them in one batch, without further context or instructions, except that in cases where the source sentences is not directly translatable as is, they should be translated word-to-word as much as possible.

D Details on optimization and training

Solving the mixed integer programming problem (13) to optimality can be prohibitive for large graphs. Since we are not interested in the exact value of the partition cost, we can settle for an approximate solution by relaxing the optimality gap tolerance. We observed that relaxing the absolute gap tolerance from the Gurobi default of 10^{-12} to 10^{-4} resulted in little minimal change in the solutions and a decrease in solve time of orders of magnitude. We added a run-time limit of 2 minutes for the optimization, though in all our experiments when never observed it being triggered.