

Cross-Lingual Sentiment Analysis Without (Good) Translation

Mohamed Abdalla and Graeme Hirst

msa@ and gh@cs.toronto.edu

Department of Computer Science, University of Toronto
Toronto, Canada

Abstract

Current approaches to cross-lingual sentiment analysis try to leverage the wealth of labeled English data using bilingual lexicons, bilingual vector space embeddings, or machine translation systems. Here we show that it is possible to use a single linear transformation, with as few as 2000 word pairs, to capture fine-grained sentiment relationships between words in a cross-lingual setting. We apply these cross-lingual sentiment models to a diverse set of tasks to demonstrate their functionality in a non-English context. By effectively leveraging English sentiment knowledge without the need for accurate translation, we can analyze and extract features from other languages with scarce data at a very low cost, thus making sentiment and related analyses for many languages inexpensive.

1 Introduction

Methods for sentiment analysis and classification have largely been limited to English, making use of large amounts of labeled data to produce sentiment classification. As a consequence, many developed approaches cannot be readily applied to other languages, which usually do not have the wealth of labeled data that is exclusive to English. Therefore many approaches which deal with other languages often: i) experiment with small datasets that are limited in domain or size of training and testing sets (Lee and Renganathan, 2011; Tan and Zhang, 2008), or ii) attempt to elucidate sentiment lexicons for their respective languages (Mohammad et al., 2016).

A growing number of publications attempt to leverage labeled English data to compensate for

the relative lack of training material in the other languages. This is usually done through the use of either bilingual lexicons (Balamurali et al., 2012), machine translation (MT) systems (Salameh et al., 2015; Zhou et al., 2016), or more recently, through the use of bilingual vector space embeddings (Chen et al., 2016).

Unfortunately, in some cases such data is still expensive to obtain. Many languages do not have good, or sometimes any, MT systems, and the cost of producing word alignments or sentence alignments for training bilingual word embeddings (BWE) (Zou et al., 2013; Bengio and Corrado, 2015) or similar techniques (Jain and Batra, 2015) is prohibitive for data-poor languages.

Here we introduce a high-performance, low-cost approach to cross-lingual sentiment classification, which can be used to benchmark more expensive methods. We demonstrate the utility of this approach by highlighting how very limited training data suffices for effective cross-lingual sentiment analysis in various contexts (both at the word and sentence/document level). Our approach relies on the simple vector space translation matrix method (Mikolov et al., 2013a), which computes a matrix to convert from the vector space of one language to that of another. It hinges on the observation that sentiment is highly “preserved” even in the face of poor translation accuracy. We observed that a sentiment classifier trained only with word vectors from English (hereafter referred to as the target language) performs well on unseen words from other unseen languages (referred to as the source languages) that are translated into the English vector space through the simple matrix method, even with very poor translation scores.¹

¹This work involves transfers in both directions between English and other languages. We will take the perspective of the translation matrix (section 3.2) and refer to English as the target language and the others as source languages.

We quantitatively evaluate our methods by training on English and testing on words from Spanish and Chinese. We chose these languages in order to show: i) the robustness of the technique irrespective of the grammar of the source and target languages and, ii) the ability to validate the technique (*i.e.*, as baselines for experiments). We emphasize that, regardless of the source languages used, we treated them as if they had no MT systems. We made use of only 2000, 4500, or 8500 word pairs – a task easily accomplished by a human translator on a data-poor language. We experiment with differing amounts of data during training to show the robustness of our observation. We then apply the fine-grained sentiment regressor to the task of review classification as done by [Chen et al. \(2016\)](#), and show that our naïve algorithm achieves results similar to their benchmark but at a much lower cost.

2 Previous Work

2.1 Cross-Lingual Word Embeddings

Monolingual word embedding algorithms use large unlabeled datasets to learn useful features about the given language ([Pennington et al., 2014](#); [Mikolov et al., 2013b](#)). These algorithms learn vector representations for the words of the language — an encoding that has proven utility in a variety of NLP tasks including sentiment analysis ([Maas et al., 2011](#)) and machine translation ([Mikolov et al., 2013a](#)).

When working with more than one language, we seek to satisfy two objectives: i) monolingually, similar words of the same language have similar embeddings; and ii) cross-lingually, similar words across languages also have similar embeddings. Satisfying these two criteria would allow us to use algorithms trained for the embeddings of a single language (such as English, with a wealth of labeled data) for other languages as well. Below we discuss algorithms to achieve the cross-lingual objective, their costs, performance, and the rationale underlying our algorithm design.

2.1.1 Offline Alignment

The simplest approach to achieving the cross-lingual objective is to train each monolingual objective separately (create a model for each language), and then learn a transformation to enforce the second objective. This approach uses a dictionary of paired words in order to learn a trans-

formation or ‘alignment’ from the vector space of one language to that of another.

First introduced by [Mikolov et al. \(2013a\)](#), and later extended by [Faruqui and Dyer \(2014\)](#), this offline alignment is fast and low cost, but does not achieve a high translation accuracy. A big drawback of these approaches is that using a dictionary ignores the polysemic nature of languages. It is also not clear or proven that a single transformation would be able to capture the relationship between all the words in a cross-lingual setting.

We opt to use offline alignment to show that such a low-cost approach does, in fact, capture a significant part of the relationship between words of different languages when it comes to sentiment. That is, a single transformation (linear in the case of our work) is sufficient to learn a projection which allows one to use labeled English data to aid in sentiment analysis.

2.1.2 Parallel-Only

An alternative approach to offline alignment is the parallel-only approach. Approaches which fall into this group, such as BiCVM ([Hermann and Blunsom, 2013](#)) and bilingual auto-encoder (BAE) ([Sarath Chandar et al., 2014](#)), rely exclusively on sentence-aligned parallel data to train a model with similar representations. Such approaches can be effective, but require extremely expensive data. Another drawback is that these approaches can be affected by the writing style of the parallel text ([Bengio and Corrado, 2015](#)).

2.1.3 Jointly-Trained Model

Combining the offline alignment and parallel-only algorithms is a third class of jointly-trained approaches. These approaches jointly optimize the monolingual objective at the same time as the cross-lingual objective, making use of both monolingual and parallel data. Approaches like those of [Klementiev et al. \(2012\)](#) and [Zou et al. \(2013\)](#) use word-aligned data in order to learn the fine-grained cross-lingual features and tend to be quite slow. Other approaches (including that of [Bengio and Corrado \(2015\)](#)) rely on sentence-aligned data and are faster than those using word-aligned data. While these models are more cost-efficient than parallel-only approaches, it remains expensive and sometimes prohibitive to obtain sentence alignments for many languages (a problem that we seek to avoid).

A lower-cost alternative to these expensive

jointly trained models was proposed by Duong et al. (2016) and later used to project multiple languages in the same vector space (Duong et al., 2017). The model involved creating and making use of translations produced using a bilingual dictionary during training. Using expectation-maximization-inspired training, sentence translations were produced by selecting translations of words based on context to deal with polysemy, and this approach demonstrated improvements on the simple linear transformation method. However, even this model uses a significantly larger amount of data than the methods used in this work, with its smallest dictionary being composed of 35,000 word pairs compared to our approach, which can use as little as 2000 words for both translation and sentiment regression.

2.2 Cross-Lingual Sentiment Analysis

Previous approaches to cross-lingual sentiment analysis can be classified into two main categories: i) those that rely on parallel corpora to train BWE's (*i.e.*, they use pre-trained embeddings) (Chen et al., 2016; Sarath Chandar et al., 2014; Tang and Wan, 2014), and ii) those that use translation systems (Zhou et al., 2015, 2016) in order to obtain aligned inputs to learn to extract features which work on both languages. Both approaches allow the sentiment portion of training and testing data to be in the same vector space. However, many languages have no MT system, and it is extremely expensive to create one on a language-by-language basis.

Our proposed approach is simpler in that it requires only a small word-list to learn both the embedding and the sentiment classification, the duality of which cannot be claimed by previous approaches.

3 Methods and Data

3.1 Data

3.1.1 Vector Space Data

English Vector Space Model For English we used a model pre-trained on part of the Google News dataset (which is composed of approximately 100 billion words).² The words are represented by 300-dimensional vectors.

Spanish Vector Space Model For the Spanish word embeddings we opted to use a model

pre-trained on the Spanish Billion Word Corpus (Cardellino, 2016). It consists of just under 1.5 billion words compiled from a variety of Spanish resources. As with the English model, the words are represented by 300-dimensional vectors.

Chinese Vector Space Model For Chinese word embeddings we learned our own vector representations using a Wikimedia dump³ composed of around 150 million words from 250,000 articles in both simplified and traditional Chinese. We used OpenCC⁴ to translate the articles in simplified Chinese to traditional. To segment the text into tokens we used Jieba⁵. Finally, to create the actual word embedding model, we used Gensim (Řehůřek and Sojka, 2011) with the minimum count set to 1, using continuous bag of words (CBOW), a window of 8, and vector dimension set to 300.

3.1.2 Word Lists

Translation Word List For the process of learning a translation matrix from one language to the other, a lexicon of approximately 10,000 English words was obtained online by scraping the most commonly used words as determined by n-gram frequency analysis in Google's "Trillion Word Corpus"⁶. The lexicon was then translated using Google Translate⁷ in order to obtain corresponding words in Spanish and Chinese. For alignment lists of smaller sizes during experimentation, a random subset of the larger list was selected. During the randomized selection, we discarded any words which were not in the target language vector space and whose translation was not in the source language(s) vector space(s).

Binary Sentiment Word List For the task of binary sentiment classification we used a list⁸ curated by Hu and Liu (2004) containing both positive and negative English opinion words (or sentiment words). Google Translate was used to translate the list into the other languages to obtain cross-lingual word pairs. During training and testing we made sure to balance the dataset and to discard words that were not in the vector space of the target language or whose translation was not in the vector space of the source language(s).

²<https://code.google.com/archive/p/word2vec/>

³<https://dumps.wikimedia.org/zhwiki/latest/>

⁴<https://github.com/BYVoid/OpenCC>

⁵<https://github.com/fxsjy/Jieba>

⁶<https://github.com/first20hours/google-10000-english>

⁷<https://translate.google.com/>

⁸ <https://github.com/williamgunn/SciSentiment>

| | Low Stimulus | High Stimulus |
|------------------|-----------------------|---------------------------|
| Arousal | <i>relaxed</i> (2.39) | <i>infatuation</i> (7.02) |
| Dominance | <i>victim</i> (2.69) | <i>confident</i> (7.68) |
| Valence | <i>death</i> (1.61) | <i>beauty</i> (7.82) |

Table 1: Examples of words on each end of the spectrum for each of the three dimensions of ANEW. Numeric stimulus value is shown in parentheses.

3.1.3 Fine-Grained Data

For fine-grained sentiment regression, we used Affective Norms for English Words (ANEW) (Bradley and Lang, 1999). The creators of ANEW sought to provide emotional ratings for a large number of words in the English language.

ANEW proposes that all human emotion can be organized in a vector space with three basic underlying dimensions (or axes). The first dimension, *valence*, ranges from *pleasant* to *unpleasant*; the second dimension, *arousal*, ranges from *calm* to *excited*; and the third dimension, *dominance*, ranges from *in-control* to *out-of-control*. Examples are shown in Table 1.

Bradley and Lang (1999) used a nonverbal pictographic measure, the Self-Assessment Manikin (SAM) (Bradley and Lang, 1994), to measure stimuli across these three dimensions. The figures in the SAM consist of bipolar scales depicting different values along each of the three emotional dimensions. For example, when considering valence, SAM ranges from a frowning unhappy figure to a smiling happy figure. Similar ranges are extended across the two other dimensions. Using this test, Bradley and Lang were able to arrive at a numerical value representing a word’s stimulus for each dimension ranging from 1 to 9; where 1 is the low value (*unpleasant, calm, in-control*) and 9 is the high value (*pleasant, excited, out-of-control*).

3.1.4 Review Data

In this subsection, we discuss the data used to replicate the review classification task done by Chen et al. (2016) as a means of validating the utility of our model. This experiment was done using only English and Chinese because there was no Spanish data for this task and the Arabic review data-set that Chen et al. (2016) used was not freely available.

Labeled English Reviews Following Chen et al. (2016), we obtained a balanced dataset of 700,000 reviews of businesses on Yelp from Zhang et al.

(2015) with their sentiment ratings as labels ranging from 1 for very negative to 5 for very positive. **Labeled Chinese Reviews** Here we use a dataset from Lin et al. (2015). Their work provides hotel reviews, with labels ranging from 1 for very negative to 5 for very positive. In order to fairly compare our work with that of Chen et al. (2016), we use 10,000 reviews for model selection, and another unseen 10,000 as our test set.

3.2 Translation Matrix Technique

As described by Mikolov et al. (2013a), the translation matrix technique assumes that we are given a set of word pairs and their associated vector space representations. More specifically, we are given j word pairs, $\{x_i, z_i\}_{i=1}^j$ where $x_i \in \mathbb{R}^n$ is a vector from the source language of word i and $z_i \in \mathbb{R}^m$ is the vector representation of the corresponding translated word in the target language.

We then want to find a transformation matrix W such that Wx_i approximates z_i . We learn this by solving the following optimization problem:

$$\min_W \sum_{i=1}^j \|Wx_i - z_i\|^2$$

Instead of solving with stochastic gradient descent, we instead opt to use the closed-form solution.

To translate a word from source language to target language, we can map it using $z = Wx$, and then find the closest word in that language space using cosine similarity as the measure of distance. The method of testing was Monte Carlo cross-validation run 10 times with a split of 90% training data and 10% test data.

3.3 Models

3.3.1 Binary Sentiment Analysis Model

The sentiment analysis model, Figure 1(a), is a simple linear support vector machine (SVM) classifier. Implemented using Sci-kit Learn’s *SGD-Classifier* function (Pedregosa et al., 2011), this model takes a word represented as a vector with dimension of 300 and outputs a prediction of either -1 or $+1$ (for negative and positive respectively). The classifier itself performs stochastic gradient descent (SGD) with $l2$ regularization to arrive at the best classification.

The training procedure of this model is quite simple and involves only the target language. The model is trained only on word embeddings from

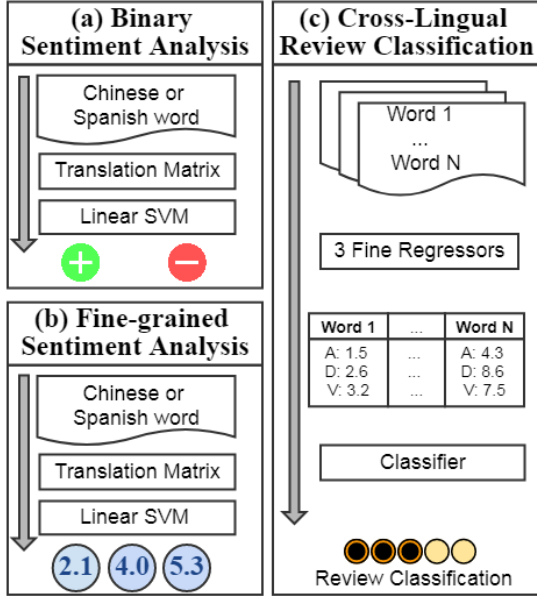


Figure 1: The three models used in the experiments.

the target language but tested on embeddings returned by the translation of words originally from the source language(s). We made sure that the English translation of the test words had not been seen before in training. The training/testing split was changed to 80% and 20% from the previous 90%/10% to account for the smaller number of examples in the dataset (and the fact that we wanted to test on a representative sample of the data).

3.3.2 Fine-Grained Sentiment Analysis Model

The fine-grained sentiment analysis model in Figure 1(b) is a regression model to predict the ANEW values for each of the three dimensions. For this task, we built a regressor for each of the three dimensions whose input is a 300-dimension vector and whose output is a real number from 1 to 9. The regressor used was a Bayesian Ridge regressor, which estimates a probabilistic model of the regression problem. The prior for the parameter w is given by a spherical Gaussian:

$$p(w|\lambda) = \mathcal{N}(w|0, \lambda^{-1}I_p).$$

The model is similar to that of the Ridge regression. The model was implemented using Sci-kit Learn’s with hyperparameters α_1 and α_2 set to 1.

The training procedure of this model is quite simple and similar to that of the previous model.

| | 1000 WORDS | | 4500 WORDS | | 8500 WORDS | |
|-------------|------------|------|------------|-------|------------|-------|
| Translation | P@1 | P@5 | P@1 | P@5 | P@1 | P@5 |
| EN → ES | 20.3 | 34.6 | 33.42 | 46.13 | 34.79 | 47.79 |
| EN → CN | 2.4 | 11.6 | 7.60 | 20.29 | 8.87 | 23.01 |

Table 2: Accuracy of the word translation method. P@1 and P@5 represent Top-1 and Top-5 accuracy respectively.

Again, it only trains on the vector of the target language, and is tested purely on words from the source language whose translation into the target language was not seen in the training of the regressor (so that there may be no chance of skewing the results). The training/testing split here was 75%/25%.

3.3.3 Review Classification Model

For the task of review classification, another model Figure 1(c), was built to make use of the previously described fine-grained sentiment analysis model. The classifier used for this task is a logistic regression classifier. For a given review r_i in the target language, composed of n words, we construct a $1 \times Max_length$ sentiment vector (where Max_length is the number of words of the longest target review). We construct this vector by passing in the word embedding for every word into the sentiment analysis model and placing the resulting values (of 1 to 9) into the constructed array. The array is then padded with 0’s in order to make it of length Max_length .

For reviews in the source language, the process is similar, with the only change being that the words are first translated from their original vector space to that of the target language before being passed into the sentiment classifier. Once the review vector has been constructed, it is passed to the classifier to produce a classification of 1 to 5.

As with the previous classifier, the training procedure is quite simple and involves only the target language (*i.e.*, the classifier is trained only on reviews which are originally from the target language, but it is tested on reviews only from the source language).

4 Results

4.1 Translation Accuracy

We first measure the accuracy of the matrix translation method using the same test described by Mikolov et al. (2013a). The purpose of these tests is two-fold: i) verifying that the data used and implementation of the technique reproduces what is

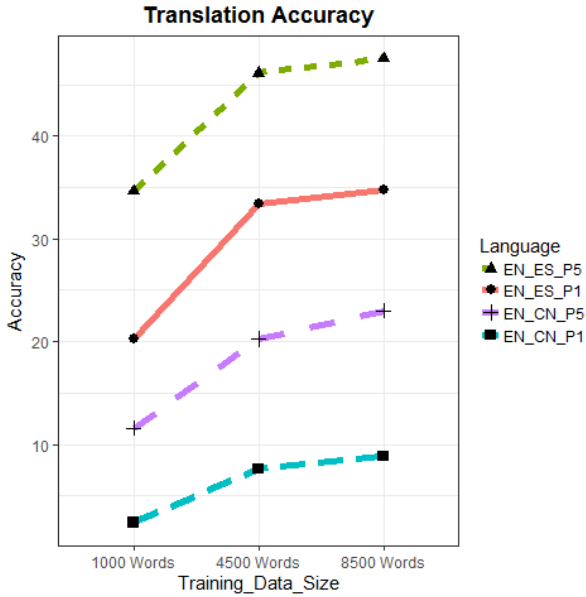


Figure 2: Top-1 and Top-5 accuracy for Spanish and Chinese using various amounts of training data.

expected, and ii) quantifying how much sentiment is preserved with low translation accuracy (by explicitly noting the poor accuracy of the translation). The data used is described in section 2.1. Table 2 shows the effect of training size (number of words) on the accuracy of the translation matrix method. As expected (and previously shown by Mikolov et al. (2013a)), the translation accuracy increases with more training examples, as shown in Figure 2. The data and methods used in this work are further validated as the translation accuracy results closely approximate those of Mikolov et al. (2013a), with English-Spanish translational accuracy achieving 35% and 48% accuracy for P@1 and P@5 respectively when compared to the original 33% and 51%. This concordance is further validation of the method. It is also interesting to note that Chinese, which is less like English than Spanish is, also suffers a lower translation score across both categories. However, we see that this large drop is not represented significantly in later portions.

4.2 Binary Word Sentiment Classification

The second experiment tested the binary cross-lingual sentiment classification capabilities of the matrix translation method, *i.e.*, how well can we differentiate between positive and negative words of a language we have not seen before using a model trained only on English words? Here we

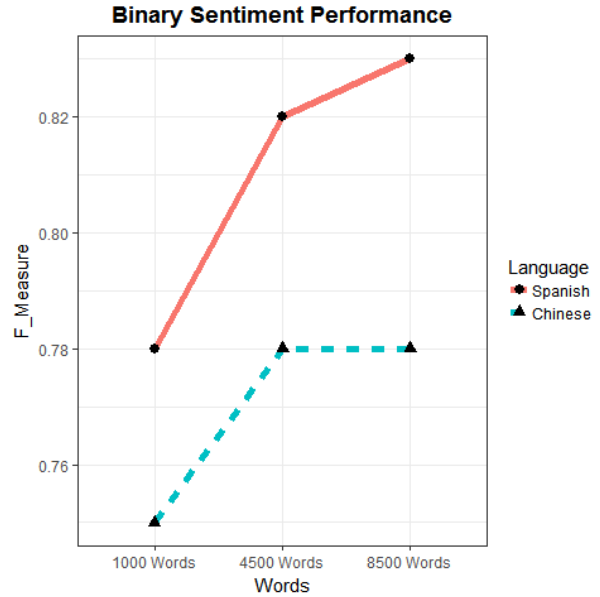


Figure 3: F-measure of binary sentiment classifier with varying amounts of training data for both Spanish and Chinese.

used the binary sentiment word list described in section 2.1.2 in order to assess whether or not the translation matrix would preserve sentiment even with poor translation accuracy scores. Given that the classifier is trained only on the target language vectors, we used the translation matrices produced previously to translate a word from source to target language embedding space.

As we can see in Table 3 and Figure 3, even with low translation accuracy, such as the 1000-word Chinese translation matrix, we are able to achieve good binary sentiment classification. We also noted that a significant drop in translation accuracy results in only a relatively small drop in sentiment classification performance.

4.3 Fine-Grained Sentiment Analysis

In the third experiment, we tested the accuracy of cross-lingual regression when it comes to predicting a word’s value in any of the three ANEW dimensions of *valence*, *arousal*, and *dominance*. We attempted to predict the *valence*, *arousal*, and *dominance* of words in source language, having only trained on target language. As we saw in the last experiment, massive drop-off in translation accuracy need not result in a massive drop-off in sentiment analysis. As this is a regression problem, Table 4 presents both the r^2 and the mean squared error (MSE) as measurements of model performance. The MSE per dimension is visual-

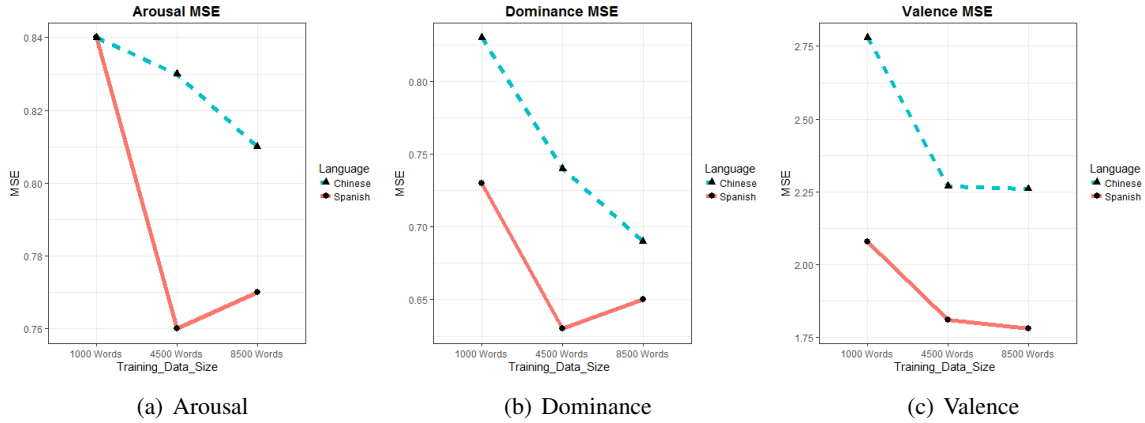


Figure 4: Mean squared error for each regression problem with varying amounts of training data for all three of the ANEW dimensions. (Lower is better).

| | Spanish | Chinese | | Spanish | Chinese |
|-------------------|---------|---------|-------------------|-------------|-------------|
| 1000 Words | | | 1000 Words | | |
| Precision | 0.77 | 0.76 | Arousal | 0.24 (0.84) | 0.24 (0.84) |
| Recall | 0.79 | 0.74 | Dominance | 0.31 (0.73) | 0.23 (0.83) |
| F-measure | 0.78 | 0.75 | Valence | 0.48 (2.08) | 0.32 (2.78) |
| 4500 Words | | | 4500 Words | | |
| Precision | 0.82 | 0.79 | Arousal | 0.33 (0.76) | 0.28 (0.83) |
| Recall | 0.82 | 0.77 | Dominance | 0.39 (0.63) | 0.28 (0.74) |
| F-measure | 0.82 | 0.78 | Valence | 0.54 (1.81) | 0.44 (2.27) |
| 8500 Words | | | 8500 Words | | |
| Precision | 0.83 | 0.80 | Arousal | 0.33 (0.77) | 0.29 (0.81) |
| Recall | 0.83 | 0.77 | Dominance | 0.38 (0.65) | 0.31 (0.69) |
| F-measure | 0.83 | 0.78 | Valence | 0.54 (1.78) | 0.43 (2.26) |

Table 3: Results of the binary sentiment classification task for each language with each translation matrix.

Table 4: Results of the fine-grained sentiment regression task for each language with each translation matrix, in the form of $r^2(MSE)$.

ized in Figure 4. Given the data’s scale from 1 to 9 with an average standard deviation among participants for each word of 2.02, an average mean squared error of approximately 1 shows that our model has high predictive power.

4.4 Sentiment Classification of Reviews

In the fourth experiment, we sought to show that the regressor developed in section 3.3.2 could be used as a feature extractor in performing other tasks. To this end, we replicated the experiment by Chen et al. (2016), who predicted hotel ratings from Chinese reviews using a model trained only on English restaurant reviews.

Chen et al. (2016) had two baseline models which they beat with their new model: i) a lo-

gistic regression classifier (line 1 in Table 5), and ii) a non-adversarial variation of adversarial deep averaging network (ADAN) (line 2), referred to as DAN (deep averaging network), which is one of the state-of-the-art neural models for sentiment classification. These were the only two models which did not make use of either labeled Chinese examples or an MT system, and therefore were chosen to serve as a fair comparison to our method. Both models use bilingual word embeddings as an input representation to map words from both languages into the same vector space. Our own model (line 3 in Table 5) uses logistic regression on sentence arrays created by predicting their ANEW values for each dimension to predict review scores.

| Approach | Accuracy |
|------------------------------|----------|
| Logistic regression (BWE) | 30.58% |
| Deep averaging network (DAN) | 29.11% |
| Logistic regression (ANEW) | 28.05% |

Table 5: Model performance on sentiment extracted vectors versus previous approaches. Logistic regression on predicted sentiment (ANEW) values performed similarly to both regression and DAN on BWEs.

Table 5 shows that we were able to closely match the accuracy of the baseline systems implemented by Chen et al. (2016) for Chinese reviews. These results demonstrate that our sentiment regressors encoded enough information into the sentence vectors to achieve similar results to the baseline models which took bilingual word embedding as input, and that the fine-grained sentiment model can be used to extract sentiment-based features for other tasks in languages where aligned data might be expensive to obtain.

5 Discussion and Future Work

We have shown that the matrix translation method can be used to infer and predict cross-lingual sentiment. More notably we observed that: i) sentiment is preserved accurately even with sub-par translations, and ii) this low-cost approach also maintained fine-grained sentiment information between languages.

We further cemented these observations through a variety of experiments. The first experiment performed was testing the translation accuracy of the method presented to verify validity of the algorithm. The second experiment, was binary word classification into either positive and negative for words in Chinese or Spanish, given a model that was trained only with English. With a translation P@5 as low as 11%, our linear classifier was still able to predict with 75% precision and recall the polarity of a word’s sentiment. The third experiment, in which we were able to predict a word’s position on the three-dimensional ANEW 9-point scale with an error margin of 1 (per dimension), lent further credibility to the validity and data-efficiency of our approach. Our fine-grained sentiment analysis with the ANEW scale is notable as it demonstrates how the algorithm works at the word level — useful in building sentiment lexicons in an automated fashion at a very low cost and with little manual effort. Our last experiment, Chinese

review classification, further highlighted the robustness of our model, by showing that vectors created using the regressor encoded enough sentiment information to match the baseline methods of passing in bilingual word embeddings to a trained model. We showed how competitive the proposed approach is when compared to much more expensive methods and that it can directly be applied to sentiment classification tasks for data-poor languages.

Throughout the experiments, we saw the general trend of reduced error and increased accuracy with more training data. However the increase in accuracy starts to diminish with around 8500 words. The root of this leveling of accuracy could be the inherent limitation of either the translation technique used or the classification or regression algorithms used or both.

A surprising finding was how well sentence vectors composed of ANEW values for each word performed when compared to the baselines of Chen et al. (2016), Table 5. Achieving similar results to the previous baseline using the same classification algorithm (logistic regression) means that the sentence vectors composed of ANEW values encode enough (and as much) information as the BWE, or that the classification algorithm used on the BWEs isn’t strong enough to extract more meaningful relationships between the values. The truth is probably a mixture of both reasons.

By choosing the number and type of languages selected we have shown that this observation holds across languages with different roots and different grammar systems, which is further re-affirmed by the fact that we train our models only on English data, but test purely on Chinese and Spanish.

We explore the effect of poor translation on fine-grained sentiment analysis by taking a look at a few concrete examples of poor translations (Table 6). Table 6 presents four different Chinese words with predicted valence of varying accuracy. We can see that even with poor translation (*i.e.*, the closest five words are all completely unrelated, as is the case with *hungry*), sentiment is still accurately predicted. On the other hand we also show that it is possible to have related words but have poor prediction, as is the case with *misery*, because the base sentiment predictor itself is not perfectly accurate. This suggests that the sentiment vector space, a hypothetical space produced by finding the sentiment value of each point in the original

| Chinese Word (English) | Computed English Translation | True Valence (Predicted Valence) |
|---------------------------|---|-------------------------------------|
| 飢餓 (Hungry) | Mugabe misrule Boo hoo Quagmire Chikwanine Sylvain Angerlotte | 3.58 (2.85) |
| 街 (Incentive) | Circumstances dictate Selfless sacrifices Humility President Obama EquityMarketReport | 7.00 (6.17) |
| 善良 (Kindness) | Really hateful lemmings Loving Dad Flowering orchids Dear robin | 7.81 (6.84) |
| 苦難 (Misery) | Violence begets violence Indignations Sufferings Sincerely Unconfessed sin | 1.93 (3.91) |

Table 6: Four poorly translated Chinese words, their accompanying true English translation, the five nearest English words to the translated vector, and the true (English) valence with the accompanying predicted valence of the translated vector.

embedding space, which we term topological sentiment map, has two properties: i) it is maintained through linear transformation, and ii) it is “flat” enough that highly accurate mapping (read: translation) between languages is not required to arrive at usable sentiment classification. This second property allows for the sentiment analysis of languages where a large amount of labeled material is not available at an extremely low cost, and can also be used to aid in many cross-lingual sentiment related tasks.

In the future we hope to extend both the analysis and experiments discussed here to other languages and applications. For example the cross-lingual fine-grained sentiment analysis techniques could possibly be used to study the change in sentiment of words in a single language over time, leading to new insights or re-affirming old ones. Future analysis could compare different transformations and their effect on sentiment analysis. The ability to produce a “stable” topographic sentiment map could also be used to evaluate algorithms which create the vector spaces as well.

Lastly, future work will focus on developing other low-cost approaches, possibly by implementing Duong et al. (2016)’s technique to improve the accuracy and precision of sentiment regression. This would serve to demonstrate the (expected) limits of the linear transformation model’s

in handling polysemy and subsequently its impact on the topological mapping of sentiment in vector space.

Acknowledgements

We would like to thank Moustafa Abdalla for his help and discussions. The work was financially supported by the Natural Sciences and Engineering Research Council of Canada.

References

- AR Balamurali, Aditya Joshi, and Pushpak Bhat-tacharyya. 2012. Cross-lingual sentiment analysis for Indian languages using linked WordNets. In *Proceedings of the International Conference on Computational Linguistics (COLING)*, pages 73–82. Association for Computational Linguistics.
- Yoshua Bengio and Greg Corrado. 2015. BilBOWA: Fast bilingual distributed representations without word alignments. *arXiv:1410.2455*.
- Margaret M Bradley and Peter J Lang. 1994. Measuring emotion: The self-assessment manikin and the semantic differential. *Journal of Behavior Therapy and Experimental Psychiatry*, 25(1):49–59.
- Margaret M Bradley and Peter J Lang. 1999. Affective norms for English words (ANEW): Instruction manual and affective ratings. Technical report, Center for Research in Psychophysiology, University of Florida.
- Cristian Cardellino. 2016. [Spanish Billion Words Corpus and Embeddings](#).
- Xilun Chen, Ben Athiwaratkun, Yu Sun, Kilian Q Weinberger, and Claire Cardie. 2016. Adversarial deep averaging networks for cross-lingual sentiment classification. *arXiv:1606.01614*.
- Long Duong, Hiroshi Kanayama, Tengfei Ma, Steven Bird, and Trevor Cohn. 2016. Learning crosslingual word embeddings without bilingual corpora. In *Proceedings of the 2016 Conference on Empirical Methods in Natural Language Processing (EMNLP)*, pages 1285–1295.
- Long Duong, Hiroshi Kanayama, Tengfei Ma, Steven Bird, and Trevor Cohn. 2017. Multilingual training of crosslingual word embeddings. In *Proceedings of the 15th Conference of the European Chapter of the Association for Computational Linguistics (EACL)*, pages 893–903.
- Manaal Faruqui and Chris Dyer. 2014. Improving vector space word representations using multilingual correlation. In *Proceedings of the 14th Conference of the European Chapter of the Association for Computational Linguistics (EACL)*, pages 462–471.

- Karl Moritz Hermann and Phil Blunsom. 2013. Multilingual distributed representations without word alignment. *arXiv:1312.6173*.
- Minqing Hu and Bing Liu. 2004. Mining and summarizing customer reviews. In *Proceedings of the ACM SIGKDD International Conference on Knowledge Discovery and Data Mining (KDD-2004)*, pages 168–177. ACM.
- Sarthak Jain and Shashank Batra. 2015. Cross-lingual sentiment analysis using modified BRAE. In *Proceedings of the 2015 Conference on Empirical Methods in Natural Language Processing (EMNLP)*, pages 159–168.
- Alexandre Klementiev, Ivan Titov, and Binod Bhattarai. 2012. Inducing crosslingual distributed representations of words. In *Proceedings of the 24th International Conference on Computational Linguistics (COLING)*, pages 1459–1474.
- Huey Yee Lee and Hemnaath Renganathan. 2011. Chinese sentiment analysis using maximum entropy. In *Proceedings of the Workshop on Sentiment Analysis where AI meets Psychology (SAAIP)*, page 89.
- Yiou Lin, Hang Lei, Jia Wu, and Xiaoyu Li. 2015. An empirical study on sentiment classification of Chinese review using word embedding. *arXiv:1511.01665*.
- Andrew L Maas, Raymond E Daly, Peter T Pham, Dan Huang, Andrew Y Ng, and Christopher Potts. 2011. Learning word vectors for sentiment analysis. In *Proceedings of the 49th Annual Meeting of the Association for Computational Linguistics: Human Language Technologies (ACL-HLT)*, pages 142–150.
- Tomas Mikolov, Quoc V Le, and Ilya Sutskever. 2013a. Exploiting similarities among languages for machine translation. *arXiv:1309.4168*.
- Tomas Mikolov, Ilya Sutskever, Kai Chen, Greg S Corrado, and Jeff Dean. 2013b. Distributed representations of words and phrases and their compositionality. In *Advances in Neural Information Processing Systems (NIPS)*, pages 3111–3119.
- Saif M Mohammad, Mohammad Salameh, and Svetlana Kiritchenko. 2016. Sentiment lexicons for Arabic social media. In *Proceedings of the International Conference on Language Resources and Evaluation (LREC)*, pages 33–37.
- F Pedregosa, G Varoquaux, A Gramfort, V Michel, B Thirion, O Grisel, M Blondel, P Prettenhofer, R Weiss, V Dubourg, J Vanderplas, A Passos, D Cournapeau, M Brucher, M Perrot, and E Duchesnay. 2011. Scikit-learn: Machine learning in Python. *Journal of Machine Learning Research*, 12:2825–2830.
- Jeffrey Pennington, Richard Socher, and Christopher D Manning. 2014. GloVe: Global vectors for word representation. In *Proceedings of the 2014 Conference on Empirical Methods in Natural Language Processing (EMNLP)*, volume 14, pages 1532–1543.
- R Řehůřek and P Sojka. 2011. Gensim - Python framework for vector space modelling. Technical report, NLP Centre, Faculty of Informatics, Masaryk University, Brno, Czech Republic.
- Mohammad Salameh, Saif M Mohammad, and Svetlana Kiritchenko. 2015. Sentiment after translation: A case-study on Arabic social media posts. In *Proceedings of the 2015 Conference of the North American Chapter of the Association for Computational Linguistics: Human Language Technologies (NAACL-HLT)*.
- AP Sarath Chandar, Stanislas Lauly, Hugo Larochelle, Mitesh Khapra, Balaraman Ravindran, Vikas C Raykar, and Amrita Saha. 2014. An autoencoder approach to learning bilingual word representations. In *Advances in Neural Information Processing Systems (NIPS)*.
- Songbo Tan and Jin Zhang. 2008. An empirical study of sentiment analysis for Chinese documents. *Expert Systems with Applications*, 34(4):2622–2629.
- Xuwei Tang and Xiaojun Wan. 2014. Learning bilingual embedding model for cross-language sentiment classification. In *Proceedings of the 2014 IEEE/WIC/ACM International Joint Conferences on Web Intelligence (WI) and Intelligent Agent Technologies (IAT)-Volume 02*, pages 134–141. IEEE Computer Society.
- Xiang Zhang, Junbo Zhao, and Yann LeCun. 2015. Character-level convolutional networks for text classification. In *Advances in Neural Information Processing Systems (NIPS)*, pages 649–657.
- Huiwei Zhou, Long Chen, Fulin Shi, and Degen Huang. 2015. Learning bilingual sentiment word embeddings for cross-language sentiment classification. In *Proceedings of the 53rd Annual Meeting of the Association for Computational Linguistics (ACL)*, pages 430–440.
- Xinjie Zhou, Xianjun Wan, and Jianguo Xiao. 2016. Cross-lingual sentiment classification with bilingual document representation learning. In *Proceedings of the 54th Annual Meeting of the Association for Computational Linguistics (ACL)*, pages 1403–1412.
- Will Y. Zou, Richard Socher, Daniel Cer, and Christopher D. Manning. 2013. Bilingual word embeddings for phrase-based machine translation. In *Proceedings of the 2013 Conference on Empirical Methods in Natural Language Processing (EMNLP)*, pages 1393–1398.