

Exponential random graphs behave like mixtures of stochastic block models

Ronen Eldan^{*} and Renan Gross[†]

Abstract

We study the behavior of exponential random graphs in both the sparse and the dense regime. We show that exponential random graphs are approximate mixtures of graphs with independent edges whose probability matrices are critical points of an associated functional, resulting in a matrix equation. In the dense regime, every solution to this equation is close to a block matrix, concluding that the exponential random graph behaves roughly like a mixture of stochastic block models. We also show existence and uniqueness of solutions to this equation for several families of exponential random graphs, including the case where the subgraphs are counted with positive weights. In particular, this generalizes some of the results in a paper by Chatterjee and Diaconis from the dense regime to the sparse regime and strengthens their bounds from the cut-metric to the one-metric.

Contents

1	Introduction	2
2	Background	3
2.1	Subgraph counting functions	4
2.2	The variational approach	6
2.3	Mixture models	7
3	Results	7
4	Some properties of subgraph-counting functions	11
5	Proof of main theorem	15
5.1	Notation and review	15
5.2	Approximate fixed point	18
6	Approximate block model for the dense regime	20
6.1	Counting triangles	21
6.2	Counting general subgraphs	24

^{*}Weizmann Institute of Science. Email: ronen.eldan@weizmann.ac.il. Partially supported by the Israel Science Foundation, grant 715/16.

[†]Weizmann Institute of Science. Email: renan.gross@weizmann.ac.il

7	Positive weights	26
7.1	The exact case	26
7.2	Closeness	27
8	Solving for triangles	29
8.1	Uniqueness	29
8.2	Two block model	30
9	Acknowledgments	30
10	Appendix	31

1 Introduction

With the emergent realization that large networks abound in science (e.g metabolic networks), technology (e.g the internet), and everyday life (e.g social networks), there has been widespread interest in probabilistic models which capture the behavior of real life networks.

The simplest random graph is the Erdős-Rényi $G(N, p)$ model of graphs with independent edges. While this model is well understood, real networks often exhibit dependencies between the edges: for example, in a social network, if two people have many mutual friends, it is more likely that they themselves are friends.

A natural and well studied model which captures edge dependencies is the exponential random graph model, denoted here G_N^f . In this model, the probability to obtain a graph G on N vertices is

$$\Pr \left[G_N^f = G \right] = \exp (f(G)) / Z, \quad (1)$$

where f is a real functional on graphs called the “Hamiltonian” and Z is a normalizing constant. Typically, f is a “subgraph-counting function” of the form

$$f(G) = \sum_{i=1}^{\ell} \beta_i t_{H_i}(G),$$

where the functions t_{H_i} count how many times the graph H_i appears as a subgraph of G . The parameters β_i are called “weights”, and may be either positive or negative. For a review of exponential graphs, see the papers in [7, 8].

Despite the simple definition of this distribution, many basic aspects about its behavior are far from being well-understood. For example, there is at present no known explicit formula for the normalizing constant.

One of the first rigorous papers on the topic is due to Bhamidi, Bresler, and Sly [1], which analyzes the mixing of the associated Glauber dynamics in the case that subgraphs are counted with positive weights, and gives a sufficient condition on those weights (referred to as the “high temperature regime”) under which any finite collection of edges are asymptotically independent.

Another significant advance towards understanding the dense case was done in a paper of Chatterjee and Diaconis [3], based on the technology developed in [4], which uses graph limit theory. They associate the normalizing constant with a variational problem, showing that every exponential graph distribution is close to the minimizing set of some functional on the space of graphons.

Further, if the Hamiltonian of this distribution counts subgraphs only positively, then under the cut-metric the exponential random graph is close to a $G(N, p)$ graph.

More recently, in [6], it was shown that an exponential graph is close in expectation to a mixture of independent graphs. Unfortunately, this result gives no information about the structure of those independent graphs.

Our contributions. In this work, we take one further step towards a better understanding of exponential random graphs. We strengthen the existing results in the following three ways:

1. We characterize the structure of the independent graphs of the mixture model in [6] by showing that the elements of the mixture approximately obey a certain fixed point equation. In particular, we show that under certain conditions, exponential random graphs behave like mixtures of so-called stochastic block models.
2. We strengthen the results of both [3] and [1] by characterizing the graph structure in terms of the one-norm. This norm induces a stronger metric than the cut-metric on the space of graphons, and gives some information about the nature of dependence between the edges and other aspects which are not captured by the cut-metric.
3. Our characterization is meaningful not only in the dense regime, but also in a limited range of sparse graphs as well. In particular, several of our results hold for an edge density p which depends polynomially on N , e.g $p \geq N^{-c}$ for some $c > 0$.

The following is an overview of our main theorems. An independent graph is a random graph whose edges are independent Bernoulli random variables. Denote by X the expected adjacency matrix of such a graph. In **Theorem 9**, we show that for every subgraph-counting function f , the corresponding exponential graph behaves like a mixture of independent graphs whose expectations satisfy

$$\|X - (\mathbf{1} + \tanh(\nabla f(X))) / 2\|_1 = o(N^2),$$

where $\mathbf{1}$ is the matrix with zero on the diagonal and whose off-diagonal entries are 1 and $\|X\|_1 = \sum_{i,j} |X_{ij}|$ is the one-norm. Using this result, we then characterize our mixtures in three different settings:

1. **Theorem 12** shows that every subgraph-counting exponential random graph is $o(N^2)$ close to a mixture of stochastic block models with a small number of blocks.
2. **Theorem 16** roughly shows that if the subgraphs are counted only with positive weights, then there exists a constant matrix X_c so that for every mixture element X , $\|X - X_c\|_1 = o(N^2)$. Thus, the graph behaves like $G(N, p)$.
3. **Theorem 17** shows that if only triangles and edges appear in the counting function and the weight of the triangles is small enough, then there exists a constant matrix X_c so that for every mixture element X , $\|X - X_c\|_1 = o(N^2)$.

2 Background

Throughout the entire paper, $N > 0$ is an integer that represents the number of vertices and $n = \binom{N}{2}$ represents the number of possible edges in an N vertex simple graph. For ease of notation,

we identify the vectors $\{0, 1\}^n$ with the family of symmetric matrices of size $N \times N$ where the diagonal entries are 0 and the above diagonal entries are 0 or 1. Such matrices correspond to simple graphs: for $x \in \{0, 1\}^n$, the vertex i is connected to vertex j if and only if $x_{ij} = 1$. We therefore also identify the vector x with the graph it represents. For two graphs G, G' whose corresponding vectors are x, y , we use the notation $\|G - G'\|_1$ for $\|x - y\|_1$.

This view extends also to vectors $x \in [0, 1]^n$, by identifying with x the weighted graph whose edge weights are $(x)_{ij}$.

Thus, any function acting on a vector $x \in [0, 1]^n$ can also be seen as a function acting on a symmetric $N \times N$ matrix with 0 diagonal or on a weighted graph on N vertices, and vice versa.

We denote by $\mathbf{1}$ the matrix with zero on the diagonal and whose off-diagonal entries are 1.

2.1 Subgraph counting functions

Definition 1 (Injective homomorphism density). Let G be a simple graph on N vertices and let H be a simple graph on m vertices. Denote by $\mathfrak{Inj}(H, G)$ the set of injective homomorphisms from H to G , that is, the set of functions $\phi : V(H) \rightarrow V(G)$ such that if $x, y \in H$ and $x \sim y$, then $\phi(x) \sim \phi(y)$, and if $\phi(x) = \phi(y)$, then $x = y$. Denote the number of such homomorphisms by $\text{inj}(H, G) = |\mathfrak{Inj}(H, G)|$. The “*injective homomorphism density*” of H is defined as

$$t(H, G) = \frac{\text{inj}(H, G)}{N(N-1) \cdots (N-m+1)}.$$

Definition 2 (Subgraph-counting function). Let $\ell, N > 0$ be integers. Let H_1, \dots, H_ℓ be finite simple graphs and $\beta_1, \dots, \beta_\ell$ be real numbers. The functional f on simple graphs with N vertices defined by

$$f(G) = N(N-1) \sum_{i=1}^{\ell} \beta_i t(H_i, G) \quad (2)$$

is called a “*subgraph-counting function*”.

As we will see below (in Section 4) the normalization $N(N-1)$ is natural since under this normalization, the typical values of f are of the same order as the entropy of the graph.

Remark 3. Subgraph counting functions are sometimes defined not by injective homomorphisms but by all *general* homomorphisms, denoted by $\text{Hom}(H, G)$. For our purposes, however, it is more convenient to use injective homomorphisms to count subgraphs. The difference between the injective homomorphism density and the general homomorphism density is asymptotically small, so this distinction will not matter in asymptotic calculations, and our results are equally valid for general homomorphism densities. See [9, Section 5.2.1–5.2.3] for more details on such distinctions.

Depending on both the weights and the subgraphs that are counted, when using a subgraph-counting function as the Hamiltonian of an exponential random graph, the resulting graph can be either sparse or dense. For example, suppose that for a graph $G = (V, E)$ we define

$$f(G) = |E| \log \frac{p}{1-p}$$

for some $p \in (0, 1)$. Then

$$\exp(f(G)) = \exp\left(|E| \log \frac{p}{1-p}\right) = p^{|E|} (1-p)^{-|E|}.$$

The normalizing constant in this case is just $Z = (1 - p)^{\binom{N}{2}}$, so that

$$\Pr \left[G_N^f = G \right] = p^{|E|} (1 - p)^{\binom{N}{2} - |E|}. \quad (3)$$

This is exactly the $G(N, p)$ distribution, and if $p \rightarrow 0$ when $N \rightarrow \infty$ we obtain a sparse graph.

Definition 4 (Discrete gradient, Lipschitz constant). Let $f : \{0, 1\}^n \rightarrow \mathbb{R}$ be a real function on the Boolean hypercube. The derivative of f at coordinate i is defined as

$$\partial_i f(y) = \frac{1}{2} (f(y_1, \dots, y_{i-1}, 1, y_{i+1}, \dots, y_n) - f(y_1, \dots, y_{i-1}, 0, y_{i+1}, \dots, y_n)).$$

With this we define both the discrete gradient:

$$\nabla f(y) = (\partial_1 f(y), \dots, \partial_n f(y)),$$

and the Lipschitz constant of f :

$$\text{Lip}(f) = \max_{i \in [n], y \in \{0, 1\}^n} |\partial_i f(y)|.$$

Note that subgraph-counting functions and their gradients were originally defined on simple graphs, or, alternatively, on vectors in $\{0, 1\}^n$. However, they can be naturally extended to weighted graphs, or, alternatively, to vectors in $[0, 1]^n$, in the following way.

For a simple graph G , let X be its adjacency matrix. A subgraph-counting function f that counts only a single graph $H = ([m], E)$ has the form (this is a slight variation from [6, Lemma 33]):

$$f(G) = \frac{\beta}{(N-2)(N-3)\dots(N-m+1)} \sum_{\substack{q \in [N]^m \\ q \text{ has distinct elements}}} \prod_{(l, l') \in E} X_{q_l, q_{l'}}. \quad (4)$$

Further, for an edge $e = \{i, j\}$, the derivative satisfies

$$\partial_{ij} f(G) = \frac{\beta}{(N-2)(N-3)\dots(N-m+1)} \sum_{(a, b) \in E} \sum_{\substack{q \in [N] \\ q \text{ has distinct elements} \\ q_a = i, q_b = j}} \prod_{\substack{(l, l') \in E \\ \{l, l'\} \neq \{a, b\}}} X_{q_l, q_{l'}}. \quad (5)$$

As can be seen, both $f(G)$ and each entry of $\nabla f(G)$ are just polynomials in the entries of X . This notation allows us to extend f 's and ∇f 's domain to $[0, 1]^n$, and thus to weighted matrices and graphs. Note that since we count injective homomorphisms and the entries of the vector q in the above calculation are distinct, the degree of each variable is either 0 or 1. Further by equation (5), for every $x \in [0, 1]$ we have that

$$\partial_{ij} f(x\mathbf{1}) = \beta |E| x^{|E|-1}.$$

2.2 The variational approach

To state the results of Chatterjee and Diaconis, we briefly present some definitions from graph limit theory; for a detailed exposition, see [9, part 3]. Denote by \mathcal{W} the space of all measurable functions $w : [0, 1]^2 \rightarrow [0, 1]$, and by $\tilde{\mathcal{W}}$ the space of equivalence classes of \mathcal{W} under the equivalence relation $g \sim h \iff$ there exists a measure preserving bijection $\sigma : [0, 1] \rightarrow [0, 1]$ such that $g(x, y) = h(\sigma(x), \sigma(y)) = (\sigma h)(x, y)$. The space $\tilde{\mathcal{W}}$ is called the space of *graphons*.

For every graph G on N vertices, it is possible to assign a graphon \tilde{G} by

$$\tilde{G}(x, y) = \begin{cases} 1 & [xN] \sim [yN] \text{ in } G \\ 0 & \text{o.w.} \end{cases}$$

With this correspondence, every distribution on graphs induces a distribution on graphons by the pushforward mapping.

For any continuous bounded function $w : [0, 1]^2 \rightarrow \mathbb{R}$, its cut-norm is defined as

$$\|w\|_{\square} = \sup_{S, T \subseteq [0, 1]} \left| \int_{S \times T} w(x, y) dx dy \right|.$$

This defines a metric on the space of graphons by $d_{\square}(\tilde{g}, \tilde{h}) = \inf_{\sigma} \|\sigma g - h\|_{\square}$, where the infimum is taken over all measure preserving bijections σ as above.

The results of Chatterjee and Diaconis can now be framed as follows.

Theorem 5 (Theorem 3.2 in [3]). *Let $f : \tilde{\mathcal{W}} \rightarrow \mathbb{R}$ be a continuous bounded functional. Denote by G_N^f the exponential random graph whose Hamiltonian is $f(\tilde{G})$. Then there exists a bounded continuous functional $\varphi_f : \tilde{\mathcal{W}} \rightarrow \mathbb{R}$ which depends on f with the following property. Denote by \tilde{F}^* the set of graphons maximizing φ_f . Then for any $\eta > 0$ there exist $C, \gamma > 0$ such that*

$$\Pr \left[d_{\square} \left(\tilde{G}_N^f, \tilde{F}^* \right) > \eta \right] \leq C e^{-N^2 \gamma}.$$

As a corollary, they show the following result for subgraph counting functions:

Theorem 6 (Theorem 4.2 in [3]). *Assume that $H_1 = K_2$ is the complete graph on two vertices and that $\beta_2, \dots, \beta_{\ell}$ are all nonnegative. Then the set of maximizers of φ_f consists of a finite set of constant graphons. Further,*

$$\min_{\tilde{u} \in \tilde{F}^*} d_{\square} \left(\tilde{G}_N^f, \tilde{u} \right) \rightarrow 0 \text{ in probability as } N \rightarrow \infty.$$

In other words, the exponential random graph G_N^f is close in the cut-distance to a distribution of Erdős-Rényi graphs $G(N, p)$ where p is picked randomly from some probability distribution.

In a later paper, Chatterjee and Dembo [2] derived a variational framework which yields nontrivial estimates in the sparse regime. However, that framework does not seem to give strong enough bounds on the partition function in order to characterize the associated distribution.

2.3 Mixture models

Let us now review a complementary result, given in [6].

Definition 7 (ρ -mixtures). For $\vec{p} \in [0, 1]^{\binom{N}{2}}$, define by $G(N, \vec{p})$ the random graph whose edges are determined by independent Bernoulli random variables whose probabilities correspond to the vector \vec{p} . Let ρ be a measure on $[0, 1]^{\binom{N}{2}}$. We define the graph $G(N, \rho)$ by

$$\Pr[G(N, \rho) = g] = \int \Pr[G(N, \vec{p}) = g] d\rho(\vec{p}).$$

The result of [6] roughly states that an exponential random graph G is close to a ρ -mixture in a way that most of the entropy comes from the individual $G(N, \vec{p})$'s rather than from the mixture.

Theorem 8 (Theorem 9 in [6]). *For any positive integers N, ℓ , finite simple graphs H_1, \dots, H_ℓ , real numbers $\beta_1, \dots, \beta_\ell$ and $\varepsilon \in (0, 1/2)$, there exists a coupling (G, G') such that the marginal G is the associated random exponential graph defined in 1, the marginal G' is a ρ -mixture, and such that*

$$\mathbb{E} \|G - G'\|_1 \leq \frac{34n^{11/12}}{\varepsilon^{1/3}} \left(\sum_{i=1}^{\ell} |\beta_i| |E(H_i)| \right)^{1/3}$$

with

$$\text{Ent}(G') \leq \int \text{Ent}(G(N, \vec{p})) d\rho(\vec{p}) + \varepsilon \binom{N}{2}.$$

3 Results

Our main technical contribution is a characterization of the measure ρ described above: With high probability with respect to ρ , the vector \vec{p} is nearly a critical point of a certain functional associated with f .

For every subgraph-counting function f of the form (2), define the constant

$$C_\beta = \max \left\{ 12 \sum_{i=1}^{\ell} |\beta_i| |E(H_i)|^2, 2 \right\}.$$

Remark that C_β depends only on the graph counting parameters, barring N . Denote by \mathcal{X}_f the set

$$\mathcal{X}_f = \left\{ X \in [0, 1]^n : \|X - (\mathbf{1} + \tanh(\nabla f(X))) / 2\|_1 \leq 1800e^{3C_\beta} n^{15/16} \right\}, \quad (6)$$

with the \tanh applied entrywise to the entries of $\nabla f(X)$.

Theorem 9 (Main Structural Theorem). *Let f be a subgraph counting function. There exists a ρ -mixture with the following properties:*

1. One has that

$$\rho(\mathcal{X}_f) \geq 1 - \frac{C_\beta}{n^{1/16}}.$$

2. There exists a coupling between $G(N, \rho)$ and G_N^f such that

$$\mathbb{E} \left\| G(N, \rho) - G_N^f \right\|_1 \leq 34C_\beta \cdot n^{15/16}.$$

In other words, almost all the mass of the mixture resides on random graphs whose adjacency matrices X almost satisfy the fixed point equation

$$X = \frac{\mathbf{1} + \tanh(\nabla f(X))}{2}. \quad (7)$$

Remark 10. One can check that the solutions of the fixed point equation are exactly the critical points of the functional $f(X) + H(X)$ where $H(X) = \sum_{i,j} X_{ij} \log X_{ij} + (1 - X_{ij}) \log(1 - X_{ij})$ is the entropy of X . This is a variant of the functional that arises in the variational problem in [3]. Comparing our result to Theorem 3.2 in [3]: While the latter shows that the exponential graphs are close to global maxima of the variational problem, the former only shows that it is close to critical points; however, it gives a stronger, distributional description and works beyond the dense regime.

Next, we show that in the dense regime, the matrices obtained by Theorem 9 are close to matrices that can be decomposed into a small number of blocks, defined as follows:

Definition 11 (Stochastic block model). Let $N, k > 0$ be positive integers. A symmetric matrix $X \in \mathbb{R}^{N \times N}$ is called a “*block matrix*” with k communities, if there exists a symmetric matrix $P \in \mathbb{R}^{k \times k}$ and a partition of the indices $1, \dots, N$ into k disjoint sets V_1, \dots, V_k such that for $i \in V_{\ell_1}$ and $j \in V_{\ell_2}$,

$$X_{ij} = P_{\ell_1, \ell_2}.$$

The sets V_1, \dots, V_k are called the “*communities*” of X . A random graph with independent edges whose expected adjacency matrix is a block matrix is called a “*stochastic block model*”.

Theorem 12 (Small number of communities for counting functions). *Let $0 < \delta < 1$ and let f be a subgraph-counting function. Then there exists a constant $C_\delta > 0$ (which depends on δ , the subgraphs H_i , and their weights β_i but is otherwise independent of N) such that for any $X \in \mathcal{X}_f$, there exists a block matrix X^* with no more than C_δ communities such that*

$$\|X - X^*\|_1 \leq \delta n + 1800e^{3C_\beta} n^{15/16}.$$

One can derive an explicit expression for the constant C_δ , which is in general exponential in $1/\delta^2$. The explicit dependence in the case of triangle-counting functions is derived in the proof.

Theorems 9 and 12 combined give the following corollary:

Corollary 13. *For any finite set of graphs H_1, \dots, H_ℓ , constants $\beta_1, \dots, \beta_\ell$ and any constant $\delta > 0$ there exists a constant C_δ such that the following holds. For every N , there exists a measure ρ supported on block matrices with at most C_δ communities such that if G_N^f is the exponential random graph with the Hamiltonian $f(g) = N(N-1) \sum_{i=1}^\ell \beta_i t(H_i, g)$ then there is a coupling between G_N^f and $G(N, \rho)$ which satisfies*

$$\mathbb{E} \left\| G_N^f - G(n, \rho) \right\|_1 \leq \delta \binom{N}{2}.$$

We conjecture that Theorem 12 can be strengthened as follows:

Conjecture 14. *Let f be a subgraph-counting function. Then there is a constant c independent of N (but dependent on the weights β_i) such that every $X \in \mathcal{X}_f$ is $o(n)$ -close to a block matrix with no more than c communities.*

Our second main result regarding the characterization of exponential graphs applies to subgraph-counting functions with positive weights. Its statement remains nontrivial for graphs with polynomially small density, for some range of exponents, as will be demonstrated in example 20.

Following the notation of [1], we define $\varphi_\beta : [0, 1] \rightarrow \mathbb{R}$ by

$$\varphi_\beta(x) = \frac{1 + \tanh\left(\sum_{i=1}^{\ell} \beta_i |E_i| x^{|E_i|-1}\right)}{2}.$$

Note that $\varphi_\beta(x)$ is equal to any off-diagonal entry of the constant matrix $(\mathbf{1} + \tanh(\nabla f(x\mathbf{1}))) / 2$. If the equation $x = \varphi_\beta(x)$ has a unique fixed point x_0 , define the constant $D_\beta = \sup_{\substack{x \in [0,1] \\ x \neq x_0}} \frac{|\varphi_\beta(x) - x_0|}{|x - x_0|}$.

The following simple lemma gives a useful bound on D_β ; we present it without proof.

Lemma 15.

1. *There exists an $x_0 \in [0, 1]$ such that $x_0 = \varphi_\beta(x_0)$. Hence there always exists a constant solution $X_c = x_0 \mathbf{1}$ to the fixed point equation (7).*
2. *Assume that $\varphi_\beta(x)$ is increasing. If the solution x_0 is unique and $\varphi'_\beta(x_0) < 1$, then $D_\beta < 1$.*

The condition in item (2) in the above lemma is referred to in [1] as the *high temperature regime*.

Theorem 16 (Positive weights). *Let $N > 3$ be an integer. Let H_1, \dots, H_ℓ be graphs, let $\alpha \in \mathbb{R}$ and $\beta_1, \dots, \beta_\ell \in \mathbb{R}$ be real numbers and let f be a subgraph-counting function*

$$f(X) = \alpha \text{inj}(K_2, X) + N(N-1) \sum_{i=1}^{\ell} \beta_i t(H_i, X)$$

where K_2 is the complete graph on 2 vertices. Assume that $\beta_i \geq 0$ are positive for all i , that the equation $x = \varphi_\beta(x)$ has a unique solution x_0 and that $D_\beta < 1$. Then for any $X \in \mathcal{X}_f$ and any $0 < \lambda < 1$,

$$\|X - x_0 \mathbf{1}\|_1 \leq \lambda n + 3600 e^{3C_\beta} \lambda^{\frac{\log C_\beta}{\log D_\beta}} n^{15/16}. \quad (8)$$

In particular, for any constants C_β and D_β , there exists constants $0 < \gamma < 1/16$ and $Q > 0$ such that

$$\|X - x_0 \mathbf{1}\|_1 \leq Q \cdot n^{1-\gamma}. \quad (9)$$

For the particular case of triangle-counts, it turns out that if $|\beta|$ is small enough, the only solution equation (7) is the trivial one. Moreover, if $\beta < 0$ is smaller than some universal constant, there exists at least one non-trivial solution in the form of two blocks. These results are summarized in the following theorem.

Theorem 17 (Counting triangles). *Let $N > 3$ be an integer, let $\alpha, \beta \in \mathbb{R}$, and let $f(X) = \alpha \text{inj}(K_2, X) + \frac{\beta}{N-2} \text{inj}(K_3, X)$, where K_2 is the complete graph on 2 vertices and K_3 is the triangle graph. Then:*

1. (Uniqueness) If $|\beta| < \frac{1}{3} \frac{N-2}{N}$, then the constant solution X_c obtained from item (1) in Lemma 15 is the only solution to the fixed point equation (7). Further, if $|\beta| < \frac{1}{54}$, any $X \in \mathcal{X}_f$ satisfies

$$\|X - X_c\|_1 \leq \frac{1800e^{3C_\beta}}{1 - |54\beta|} n^{15/16}.$$

2. (Two block model) Assume that N is even and that $\alpha = 0$. There exists a $\beta_0 < 0$ such that if $\beta < \beta_0$, there is a solution in the form of a block model with 2 communities. Specifically, the N vertices can be divided into two sets of equal size U and W , such that $X_{ij} = c_1$ if $(i, j) \in (U \times W) \cup (W \times U)$, and $X_{ij} = c_2$ if $(i, j) \in (U \times U) \cup (W \times W)$ for $i \neq j$. Further, as $\beta \rightarrow -\infty$, $c_1 \rightarrow \frac{1}{2}$ and $c_2 \rightarrow 0$.

Theorems 16 and 17 show that in some cases, the random graphs in the mixture are close to an actual fixed point of equation (7). It is natural to ask whether this is a general phenomenon.

Question 18. Let $X \in \mathcal{X}_f$ and denote by $S = \{Y : Y = (\mathbf{1} + \tanh(\nabla f(Y))) / 2\}$ the set of solutions to the fixed point (7). Is it true that

$$\inf_{Y \in S} \|X - Y\|_1 = o(n)?$$

Remark 19 (A remark on bounds and sparsity). When considering subgraph counting functions, it is useful to think of the special case that the β_i 's are constants independent of N . In this case, the typical exponential graph will be dense, and inequalities involving the one-norm of matrices will yield meaningful information. However, our theorems do not explicitly require that the weights β_i be independent of N . When the weights depend on N the resultant exponential distribution might lead to sparse graphs. Our theorems still hold true in this case, but for graphs which are too sparse they may only be trivially true. Consider Theorem 16 as an example. If the weights β_i are such that the expected number of edges in the exponential graph is smaller than the error term $\inf_{\lambda \in (0,1)} \lambda n + 1800e^{3C_\beta} \lambda^{\frac{\log C_\beta}{\log D_\beta}} n^{15/16}$, then the weight matrix is trivially close to a constant matrix: namely, the zero matrix. In this case the theorem tells us nothing new. The next example demonstrates that this is not always the case, and our results can give meaningful information in the sparse regime.

Example 20. In this informal example, we give a sketch for the case of triangle counts. Let f be the function

$$f(X) = \alpha \text{inj}(K_2, X) + \frac{\beta}{N-2} \text{inj}(K_3, X)$$

where $\alpha = \frac{1}{2} \log \frac{p}{1-p}$ and $0 < \beta \leq \frac{1}{100} |\alpha|$. We will take $p = p(N) = n^{-c}$ for some $c > 0$. This implies that $\alpha \propto -\log N$ and $\beta \propto \log N$; thus $\alpha \rightarrow -\infty$ and $\beta \rightarrow \infty$ as $N \rightarrow \infty$. We expect the typical number of edges in the resulting exponential graph to be $\Omega(np)$.

It can be verified that for large enough N , there is only a single solution to the equation $x = \varphi_\beta(x)$; denote it by x_0 . Our first task is to calculate D_β . By definition, it is always smaller than the maximum of the derivative of $\varphi_\beta(x) = \frac{1 + \tanh(\alpha + 3\beta x^2)}{2}$. Thus

$$D_\beta \leq \max_{x \in [0,1]} |\varphi'(x)| = \max_{x \in [0,1]} \frac{6\beta x^2}{\cosh^2(\alpha + 3\beta x^2)} \lesssim e^\alpha.$$

Hence for all N large enough, we have $D_\beta < 1$, and can apply Theorem 16: for any $X \in \mathcal{X}_f$, we have

$$\|X - x_0 \mathbf{1}\|_1 \leq \lambda n + 1800 e^{3C_\beta} \lambda^{\frac{\log C_\beta}{\log D_\beta}} n^{15/16}.$$

Now, $\log D_\beta \lesssim \alpha$, while $C_\beta \approx |\alpha|$, so $\log C_\beta \approx \log |\alpha|$; this gives

$$\frac{\log C_\beta}{\log D_\beta} \approx \frac{\log |\log p|}{\log p} \approx \frac{\log \log n}{-c \log n}.$$

Set $\lambda = n^{-1/32} = e^{-\frac{1}{32} \log n}$. Then

$$\lambda^{\frac{\log C_\beta}{\log D_\beta}} \approx e^{-\frac{1}{32} \log n \frac{\log \log n}{-c \log n}} = e^{c' \log \log n} = (\log n)^{c'}.$$

Further,

$$e^{3C_\beta} \approx e^{18|\alpha|} \approx p^{-9}.$$

Since we want the error term to be smaller than the number of edges, then ignoring all logarithmic terms, we require the following inequality to hold:

$$np \gtrsim p^{-9} n^{31/32}.$$

This indeed allows a polynomial dependence between p and n . For any p satisfying

$$p \gtrsim n^{-1/320},$$

we conclude that there exists a constant p' and a coupling between $G(n, p')$ and G_N^f such that

$$\mathbb{E} \|G(n, p') - G_N^f\|_1 = o(np).$$

The rest of this paper is organized as follows. In section §4 we give the main results on graph-counting functions needed in order to prove Theorem 9. The proof of Theorem 9 is then given in section §5. In section §6, we prove the block model theorem 12; we first show the proof for triangle-counting functions, and then generalize it to arbitrary counting functions. Finally, section §7 and section §8 are devoted to proving the existence and uniqueness of solutions of the fixed point equation in some special cases.

4 Some properties of subgraph-counting functions

This section gathers some useful properties of subgraph-counting functions. The main result, given in Lemma 23 is that for such functions f there exists a constant C so that

$$\|\tanh(\nabla f(x)) - \tanh(\nabla f(y))\|_1 \leq C \|x - y\|_1.$$

The constant C depends only on the subgraphs and their associated weights. We will also show two other properties of subgraph-counting functions: that they are Lipschitz, and that they commute with the expectation for product measures.

For a vector $x \in \{0, 1\}^n$, denote by x_j^+ the vector $x_j^+ = (x_1, x_2, \dots, x_{j-1}, 1, x_{j+1}, \dots, x_n)$, and by x_j^- the vector $x_j^- = (x_1, x_2, \dots, x_{j-1}, 0, x_{j+1}, \dots, x_n)$. In terms of graphs, x_j^+ is the graph x with the edge at index j added (if it is not already there), while x_j^- is the graph x with the edge at index j removed.

The first lemma states that such subgraph-counting functions have bounded Lipschitz constants.

Lemma 21. *Let f be a subgraph-counting function of the form (2). Then for every $x \in \{0, 1\}^n$ and for every index j , $|\partial_j f(x)| \leq \sum_{i=1}^{\ell} |\beta_i| |E(H_i)|$. In other words, f is $\sum_{i=1}^{\ell} |\beta_i| |E(H_i)|$ -Lipschitz.*

Proof. By definition, for any graph H ,

$$\partial_j \text{inj}(H, x) = \frac{\text{inj}(H, x_j^+) - \text{inj}(H, x_j^-)}{2}.$$

The graphs x_j^+ and x_j^- differ by only one edge, which we call e . Now look at $\text{inj}(H, x_j^+) - \text{inj}(H, x_j^-)$. All homomorphisms which do not send at least one edge of H into the edge e cancel out in this sum. Hence it is equal to

$$\# \left\{ \phi \in \mathfrak{Inj}(H, x_j^+) : e \in E(\phi(H)) \right\}.$$

To bound the number of such homomorphisms, we construct them as follows: first map one of the edges of H to the edge e , and then injectively map the remaining vertices of H to vertices of G . There are $2|E(H)|$ ways to do the former and $(N-2)(N-3)\dots(N-m+1)$ ways to do the latter, so overall:

$$\partial_j \text{inj}(H, x) = \frac{\text{inj}(H, x_j^+) - \text{inj}(H, x_j^-)}{2} \leq |E(H)| (N-2)(N-3)\dots(N-m+1). \quad (10)$$

This means that

$$\begin{aligned} |\partial_j f(x)| &= \left| \partial_j N(N-1) \sum_{i=1}^{\ell} \frac{\beta_i \text{inj}(H_i, x)}{N(N-1)\dots(N-m+1)} \right| \\ (\text{triangle ineq.}) &\leq \sum_{i=1}^{\ell} |\beta_i| \left| \partial_j \frac{\text{inj}(H_i, x)}{(N-2)\dots(N-m+1)} \right| \\ (\text{by (10)}) &\leq \sum_{i=1}^{\ell} |\beta_i| |E(H_i)| \end{aligned}$$

as needed. \square

The second lemma tells us that that if x and y differ by only one index, then $\nabla f(x)$ and $\nabla f(y)$ are close to each other.

Lemma 22. *Let f be a subgraph-counting function. Let $x, y \in \{0, 1\}^n$ be two vectors that differ only in a single index k . Let j be an index, e_j be the edge that corresponds to index j , and e_k be the edge that corresponds to index k . If e_j and e_k share a common vertex, then*

$$|\partial_j f(x) - \partial_j f(y)| \leq \sum_{i=1}^{\ell} \frac{2|\beta_i| |E(H_i)|^2}{\sqrt{n}}.$$

If e_j and e_k do not share a common vertex, then

$$|\partial_j f(x) - \partial_j f(y)| \leq \sum_{i=1}^{\ell} \frac{6|\beta_i| |E(H_i)|^2}{n}.$$

Proof. Assume without loss of generality that $x_k = 1$ while $y_k = 0$. This means that x contains the edge e_k while y does not. Then for every graph H ,

$$\partial_j \text{inj}(H, x) - \partial_j \text{inj}(H, y) = \frac{\text{inj}(H, x_j^+) - \text{inj}(H, x_j^-)}{2} - \frac{\text{inj}(H, y_j^+) - \text{inj}(H, y_j^-)}{2}.$$

We can assume that $j \neq k$: if they were equal, then x_j^+ and x_j^- would be equal to y_j^+ and y_j^- , respectively, and the difference $\partial_j \text{inj}(H, x) - \partial_j \text{inj}(H, y)$ would just be 0.

Similar to the proof of Lemma 21, the first term $\text{inj}(H, x_j^+) - \text{inj}(H, x_j^-)$ counts the number of homomorphisms from H to x that map an edge of H into the edge e_j , while the second term $\text{inj}(H, y_j^+) - \text{inj}(H, y_j^-)$ counts the number of homomorphisms from H to y that map an edge of H into the edge e_j . However, the homomorphisms in the first term may map edges from H into the edge e_k , while those of the second term may not, since e_k does not exist in y . Thus, their difference is equal to:

$$\partial_j \text{inj}(H, x) - \partial_j \text{inj}(H, y) = \frac{\#\left\{\phi \in \mathfrak{J}\text{inj}\left(H, x_j^+\right) : \{e_j, e_k\} \subseteq E(\varphi(H))\right\}}{2}.$$

To bound the number of such homomorphisms, we construct them as follows: first map two of the edges of H to the edges e_j and e_k , and then injectively map the remaining vertices of H to vertices of G . There are less than $(2|E(H)|)^2$ ways to do the former. For the latter, it depends on whether e_j and e_k have a vertex in common. If they do not, then the edges in H mapping to e_j and e_k must also be disjoint, and mapping them involves choosing 4 vertices to map to the vertices of e_j and e_k . This gives $(N-4) \dots (N-m+1)$ ways to map the remaining vertices of H . If e_j and e_k do have a vertex in common, then it is possible to map the corresponding edges of H by mapping only 3 vertices to the vertices of e_j and e_k . This gives $(N-3) \dots (N-m+1)$ ways to map the remaining vertices of H .

So overall, we get that

$$\begin{aligned} e_j \cap e_k = \emptyset &\implies \partial_j \text{inj}(H, x) - \partial_j \text{inj}(H, y) \leq 2|E(H)|^2 (N-4) \dots (N-m+1), \\ e_j \cap e_k \neq \emptyset &\implies \partial_j \text{inj}(H, x) - \partial_j \text{inj}(H, y) \leq 2|E(H)|^2 (N-3) \dots (N-m+1). \end{aligned}$$

This means that for $e_j \cap e_k = \emptyset$, we get

$$\begin{aligned} |\partial_j f(x) - \partial_j f(y)| &= \left| \partial_j N(N-1) \sum_{i=1}^{\ell} \beta_i \frac{\text{inj}(H_i, x)}{N \dots (N-m+1)} - \partial_j N(N-1) \sum_{i=1}^{\ell} \beta_i \frac{\text{inj}(H_i, y)}{N \dots (N-m+1)} \right| \\ (\text{triangle ineq.}) &\leq \sum_{i=1}^{\ell} \frac{|\beta_i|}{(N-2) \dots (N-m+1)} |\partial_j \text{inj}(H_i, x) - \partial_j \text{inj}(H_i, y)| \\ &\leq \sum_{i=1}^{\ell} \frac{|\beta_i|}{(N-2) \dots (N-m+1)} \left(2|E(H_i)|^2 (N-4) \dots (N-m+1) \right) \\ &= \sum_{i=1}^{\ell} \frac{2|\beta_i| |E(H_i)|^2}{(N-2)(N-3)} \leq \sum_{i=1}^{\ell} \frac{6|\beta_i| |E(H_i)|^2}{n}, \end{aligned}$$

while for $e_j \cap e_k \neq \emptyset$, we get

$$\begin{aligned} |\partial_j f(x) - \partial_j f(y)| &\leq \sum_{i=1}^{\ell} \frac{|\beta_i|}{(N-2) \dots (N-m+1)} \left(2|E(H_i)|^2 (N-3) \dots (N-m+1) \right) \\ &= \sum_{i=1}^{\ell} \frac{2|\beta_i| |E(H_i)|^2}{N-2} \leq \sum_{i=1}^{\ell} \frac{2|\beta_i| |E(H_i)|^2}{\sqrt{n}} \end{aligned}$$

as needed. \square

This result can be generalized to arbitrary x, y , and in fact gives us a bound for the one-norm $\|\nabla f(x) - \nabla f(y)\|_1$.

Lemma 23. *Let f be a subgraph-counting function. Let $x, y \in [0, 1]^n$ be two vectors. Then*

$$\|\nabla f(x) - \nabla f(y)\|_1 \leq C \|x - y\|_1,$$

where $C = 12 \sum_{i=1}^{\ell} |\beta_i| |E(H_i)|^2$. In particular, by equation (12), $\left\| \frac{1 + \tanh(\nabla f(x))}{2} - \frac{1 + \tanh(\nabla f(y))}{2} \right\|_1 \leq \frac{1}{2} C \|x - y\|_1$.

Proof. First, assume that x and y differ only in single coordinate k . Then for each coordinate j , either the edge e_j intersects with e_k or not. Then using Lemma 22 and by the fact that ∇f is linear on the interval $[x, y]$, we can write:

$$\begin{aligned} \|\nabla f(x) - \nabla f(y)\|_1 &= \sum_{j=1}^n |\partial_j f(x) - \partial_j f(y)| |x_k - y_k| \\ &\leq \sum_{i=1}^{\ell} \sum_{j=1}^n \left(\mathbf{1}_{e_j \cap e_k = \emptyset} \frac{6}{n} + \mathbf{1}_{e_j \cap e_k \neq \emptyset} \frac{2}{\sqrt{n}} \right) |\beta_i| |E(H_i)|^2 |x_k - y_k|. \end{aligned}$$

The edge e_k can intersect at most N different edges at each of its endpoints, so the number of indices j for which $e_j \cap e_k \neq \emptyset$ is bounded by $2N \leq 2\sqrt{2n}$. The number of indices j for which $e_j \cap e_k = \emptyset$ is trivially bounded by n , giving

$$\begin{aligned} \|\nabla f(x) - \nabla f(y)\|_1 &\leq \sum_{i=1}^{\ell} \sum_{j=1}^n \left(\mathbf{1}_{e_j \cap e_k = \emptyset} \frac{6}{n} + \mathbf{1}_{e_j \cap e_k \neq \emptyset} \frac{2}{\sqrt{n}} \right) |\beta_i| |E(H_i)|^2 |x_k - y_k| \\ &\leq \sum_{i=1}^{\ell} \left(6 \frac{n}{n} + \frac{2 \cdot 2\sqrt{2}\sqrt{n}}{\sqrt{n}} \right) |\beta_i| |E(H_i)|^2 |x_k - y_k| \\ &\leq 12 \sum_{i=1}^{\ell} |\beta_i| |E(H_i)|^2 |x_k - y_k|. \end{aligned}$$

The above reasoning is valid for x and y which differ by one coordinate; by the triangle inequality we achieve the desired result for arbitrary $x, y \in [0, 1]^n$. \square

Our next lemma allows us to interchange the expectation and ∇f for product measures.

Lemma 24. *Let Y be a product measure over $\{0, 1\}^n$ and let f be a subgraph-counting function. Then f satisfies*

$$\mathbb{E} \nabla f(Y) = \nabla f(\mathbb{E} Y).$$

Proof. By linearity, it is enough to check for f that counts a single subgraph $H = ([m], E)$. Taking the expectation over equation (5), for each edge $e = \{i, j\}$, we have

$$\begin{aligned} \mathbb{E} \partial_{ij} f(Y) &= \mathbb{E} \frac{\beta}{(N-2)(N-3)\dots(N-m+1)} \sum_{(a,b) \in E} \sum_{\substack{q \in [N]^{m-2} \\ q_r \text{ distinct} \\ q_a=i, q_b=j}} \prod_{\substack{(l,l') \in E \\ \{l,l'\} \neq \{a,b\}}} Y_{q_l, q_{l'}} \\ (*) &= \frac{\beta}{(N-2)(N-3)\dots(N-m+1)} \sum_{(a,b) \in E} \sum_{\substack{q \in [N]^{m-2} \\ q_r \text{ distinct} \\ q_a=i, q_b=j}} \prod_{\substack{(l,l') \in E \\ \{l,l'\} \neq \{a,b\}}} \mathbb{E} Y_{q_l, q_{l'}} = \partial_{ij} f(\mathbb{E} Y) \end{aligned}$$

where the transition $(*)$ is justified since Y is a product measure and so its different entries are independent. \square

We finally give two general results concerning norm bounds. First, it can be verified by direct calculation that if X, Y are two $N \times N$ matrices with entries in $[0, 1]$, then

$$\|X^2 - Y^2\|_1 \leq 2N \|X - Y\|_1. \quad (11)$$

Second, we note that the function \tanh is contracting; that is, for every $x, y \in \mathbb{R}$,

$$|\tanh(x) - \tanh(y)| \leq |x - y|. \quad (12)$$

This can be seen, for example, by differentiation. In particular, this implies that when applied entry-wise to vectors in \mathbb{R}^n , the function \tanh is contracting under the one-norm, two-norm, and the ∞ -norm.

5 Proof of main theorem

5.1 Notation and review

We use the notation from [6], and rely on the proofs therein. Here is a brief review of the required terms and bounds.

The proofs in [6] treat the adjacency matrices of graphs as having entries in $\{-1, 1\}$, not in $\{0, 1\}$. For this section only, we will follow this convention as well, noting that there is a one to one correspondence between $X \in \{0, 1\}$ and $A \in \{-1, 1\}$ by $A = 2X - 1$. We'll often allow ourselves to interchange between A and X as long as there is no ambiguity.

We denote the Boolean hypercube by $\mathcal{C}_n = \{-1, 1\}^n$, where $n = \binom{N}{2}$ is the total possible number of edges of a simple graph on N vertices. Denote by μ the uniform measure on \mathcal{C}_n . For a probability measure ν on \mathcal{C}_n , we define $f_\nu = \log(d\nu/d\mu)$, so that the distribution of the exponential graph with Hamiltonian f_ν is exactly ν . For every distribution ν on the hypercube (exponential or otherwise), we define

$$\mathcal{H}(\nu) = \int_{\mathcal{C}_n} \tanh(\nabla f_\nu(y))^{\otimes 2} d\nu - \left(\int_{\mathcal{C}_n} \tanh(\nabla f_\nu(y)) d\nu \right)^{\otimes 2},$$

which should be thought of as the covariance matrix of the random variable $\nabla f_\nu(X)$ with $X \sim \nu$.

For a vector $\theta \in \mathbb{R}^n$, the *tilt* $\tau_\theta \nu$ of the distribution ν is a distribution defined by

$$\frac{d(\tau_\theta \nu)}{d\nu}(y) = \frac{e^{\langle \theta, y \rangle}}{\int_{\mathcal{C}_n} e^{\langle \theta, z \rangle} d\nu}.$$

The Wasserstein mass-transportation distance, which we denote by W_1 is defined as

$$W_1(\nu_1, \nu_2) = \inf_{\substack{(X,Y)_{s.t.} \\ X \sim \nu_1, Y \sim \nu_2}} \frac{1}{2} \mathbb{E} \|X - Y\|_1,$$

where the infimum is taken over all joint distributions whose marginals have the laws ν_1 and ν_2 respectively.

In the proof of Theorem 8 in [6], every \vec{p} came from some tilt $\tau_\theta \nu$ of the original exponential distribution ν : for every tilt $\tau_\theta \nu$ there was a corresponding product measure ξ_θ on \mathcal{C}_n , and the i -th component \vec{p}_i was defined as $\vec{p}_i = \Pr \left[\xi_\theta^{(i)} = 1 \right]$. We will follow similar lines: every matrix $X \in \mathcal{X}_f$ in Theorem 9 will correspond to some tilt $\tau_\theta \nu$ which, as it turns out, is close to the product measure ξ_θ whose expectation is X .

At this point, we would like to state the three relevant results from [6].

Proposition 25 (Proposition 17 in [6]). *Let $\tilde{\nu}$ be a probability distribution on \mathcal{C}_n . Then there exists a product measure $\xi = \xi(\tilde{\nu})$ such that*

$$W_1(\tilde{\nu}, \xi) \leq \sqrt{n \operatorname{Tr}(\mathcal{H}(\tilde{\nu}))}. \quad (13)$$

Moreover, one may take ξ to be the unique product measure whose center of mass lies at $\int_{\mathcal{C}_n} \tanh(\nabla f_{\tilde{\nu}}(y)) d\tilde{\nu}(y)$ where the \tanh is applied entrywise.

Proposition 26 (Proposition 18 together with Lemma 33 in [6]). *Define $D = GW(\{\tanh(\nabla f(y)) : y \in \mathcal{C}_n\})$. Let $\varepsilon \in (0, 1/\sqrt{\log(4n/D)})$. Let ν be a probability measure on \mathcal{C}_n and define $f = \log \frac{d\nu}{d\mu}$. Then there exists a measure m on $B(0, \varepsilon\sqrt{n}) \cap [-1/4, 1/4]^n$, such that ν admits the decomposition*

$$\int_{\mathcal{C}_n} \varphi d\nu = \int_{B(0, \varepsilon\sqrt{n})} \left(\int_{\mathcal{C}_n} \varphi d\tau_\theta(\nu) \right) dm(\theta) \quad (14)$$

for every test function $\varphi : \mathcal{C}_n \rightarrow \mathbb{R}$ and which satisfies

$$m \left(\theta : \operatorname{Tr}(\mathcal{H}(\tau_\theta \nu)) \leq 512 C_\beta^{2/3} \frac{n^{5/6}}{\varepsilon^{2/3}} \right) \geq 1 - \frac{4C_\beta^{1/3}}{n^{1/12} \varepsilon^{1/3}}. \quad (15)$$

Lemma 27 (Lemma 24 in [6]). *Let $\theta \in \mathbb{R}^n$ and let $\nu, \tilde{\nu}$ be probability measures on \mathcal{C}_n . Define*

$$A = \int_{\mathcal{C}_n} \tanh(\nabla f_\nu(y))^{\otimes 2} d\tilde{\nu} - \left(\int_{\mathcal{C}_n} \tanh(\nabla f_\nu(y)) d\tilde{\nu} \right)^{\otimes 2}$$

and

$$B = \int_{\mathcal{C}_n} \tanh(\nabla f_{\tau_\theta \nu}(y))^{\otimes 2} d\tilde{\nu} - \left(\int_{\mathcal{C}_n} \tanh(\nabla f_{\tau_\theta \nu}(y)) d\tilde{\nu} \right)^{\otimes 2}.$$

Then

$$e^{-4\|\theta\|_\infty} \operatorname{Tr} B \leq \operatorname{Tr} A \leq e^{4\|\theta\|_\infty} \operatorname{Tr} B.$$

We can now describe the general plan of our proof. Fix $\varepsilon > 0$, and let m be the measure obtained from Proposition 26. Denote by Θ the set

$$\Theta = \left\{ \theta \in \mathbb{R}^n : \text{Tr}(\mathcal{H}(\tau_\theta \nu)) \leq 512 C_\beta^{2/3} \frac{n^{5/6}}{\varepsilon^{2/3}} \right\}. \quad (16)$$

For every $\theta \in \mathbb{R}^n$, denote by ξ_θ the unique product measure with the same marginals as $\tau_\theta \nu$, and by $\vec{p}(\theta)$ the vector whose i -th component is

$$\vec{p}_i(\theta) = \Pr_{X \sim \tau_\theta \nu} [X_i = 1].$$

For each such vector $\vec{p}(\theta)$, let $A(\theta) = 2\vec{p}(\theta) - 1$, and denote by ρ the push-forward of the measure m under the map $\theta \mapsto A(\theta)$.

Define

$$\mathcal{X}_f = \left\{ \frac{1 + A(\theta)}{2}; \theta \in \Theta \right\}.$$

In order to prove Theorem 9, all we have to do is that show that for each $\theta \in \Theta$, the corresponding $A(\theta)$ is close in the one-norm to $\tanh(\nabla f(A(\theta)))$; this will show item (1) in the theorem's formulation. In other words, we need the following proposition:

Proposition 28. *Let $\theta \in \Theta$ and let $Y \sim \xi_\theta$. Then*

$$\|\tanh(\nabla f(\mathbb{E}Y)) - \mathbb{E}Y\|_1 \leq 1700 C_\beta^{4/3} e^{2C_\beta} \frac{n^{11/12}}{\varepsilon^{1/3}} + 5e^{2C_\beta} \varepsilon n.$$

Relying on the above, we can prove of Theorem 9.

Proof of Theorem 9. Define the measure ρ and the set \mathcal{X}_f as above. Item (1) follows immediately from Proposition 28 and equation (15) by choosing

$$\varepsilon = \frac{C_\beta}{n^{1/16}},$$

giving

$$\begin{aligned} \|\tanh(\nabla f(\mathbb{E}Y)) - \mathbb{E}Y\|_1 &\leq \left(C_\beta \cdot 5 + 1700 C_\beta (3)^{-1/4} \right) e^{2C_\beta} n^{15/16} \\ &\leq 1800 C_\beta e^{2C_\beta} n^{15/16} \\ &\leq 1800 e^{3C_\beta} n^{15/16}. \end{aligned}$$

In order to deduce item (2), we use the decomposition (14) to write

$$\begin{aligned} W_1(G(N, \rho), G_N^f) &\leq \int W_1(\xi_\theta, \tau_\theta \nu) dm \\ &\leq \int_\Theta W_1(\xi_\theta, \tau_\theta \nu) dm + m([-1/4, 1/4]^n \setminus \Theta) n. \end{aligned}$$

Combining equations (13) and (15) the above is bounded by $34n^{15/16} C_\beta$. □

The rest of this section is devoted to proving Proposition 28.

5.2 Approximate fixed point

Let $\theta \in \Theta$ be a tilt and let ξ_θ be the product measure whose center of mass lies at $\int_{\mathcal{C}_n} \tanh(\nabla f_{\tau_\theta \nu}(y)) d\tau_\theta \nu(y)$. Throughout the proof we will assume $X \sim \tau_\theta \nu$ and $Y \sim \xi_\theta$. A direct calculation shows that under this notation, $\mathbb{E}Y = \mathbb{E} \tanh(\nabla f(X) + \theta)$:

$$\begin{aligned} \mathbb{E}Y &= \int_{\mathcal{C}_n} \tanh(\nabla f_{\tau_\theta \nu}(y)) d\tau_\theta \nu(y) \\ &= \int_{\mathcal{C}_n} \tanh\left(\nabla\left(\log\left(\frac{d\tau_\theta \nu}{d\nu}\right) + \log\left(\frac{d\nu}{d\mu}\right)\right)(y)\right) d\tau_\theta \nu(y) \\ &= \int_{\mathcal{C}_n} \tanh(\theta + \nabla f_\nu(y)) d\tau_\theta \nu(y) \\ &= \mathbb{E} \tanh(\nabla f(X) + \theta). \end{aligned}$$

This gives

$$\begin{aligned} \|\mathbb{E}Y - \mathbb{E} \tanh(\nabla f(X))\|_1 &\leq \|\mathbb{E} \tanh(\nabla f(X)) - \mathbb{E} \tanh(\nabla f(X) + \theta)\|_1 \\ &\stackrel{((12))}{\leq} \|\theta\|_1 \\ (\|\theta\|_2 \leq \varepsilon \sqrt{n}) &\leq \varepsilon n. \end{aligned} \tag{17}$$

Proposition 29. *Let $Y \sim \xi_\theta$. Then*

$$\mathbb{E} \|\tanh(\nabla f(Y)) - \mathbb{E}Y\|_1 \leq 500C_\beta^{4/3} \frac{n^{11/12}}{\varepsilon^{1/3}} + \varepsilon n.$$

Proof. For $X \sim \tau_\theta \nu$, consider the random variable $Z = \|\tanh(\nabla f(X)) - \mathbb{E} \tanh(\nabla f(X))\|_2^2$. A short calculation shows that expectation of Z is roughly $\text{Tr} \mathcal{H}(\tau_\theta \nu)$:

$$\begin{aligned} \mathbb{E}Z &= \mathbb{E} \|\tanh(\nabla f(X)) - \mathbb{E} \tanh(\nabla f(X))\|_2^2 \\ &= \sum_{i=1}^n \mathbb{E} [\tanh(\nabla f(X))_i^2] - \sum_{i=1}^n (\mathbb{E} \tanh(\nabla f(X))_i)^2 \\ &\leq 3 \sum_{i=1}^n \mathbb{E} [\tanh(\nabla f(X) + \theta)_i^2] - \sum_{i=1}^n (\mathbb{E} \tanh(\nabla f(X) + \theta)_i)^2 \\ &= 3 \text{Tr}(\mathcal{H}(\tau_\theta \nu)) \end{aligned}$$

where the inequality is by Lemma 27 with ν and $\tilde{\nu} = \tau_\theta \nu$ and the fact that $\|\theta\|_\infty \leq 1/4$. Thus by equation (15),

$$\mathbb{E} \|\tanh(\nabla f(X)) - \mathbb{E} \tanh(\nabla f(X))\|_2^2 \leq 1600C_\beta^{2/3} \frac{n^{5/6}}{\varepsilon^{2/3}}, \tag{18}$$

and together with the Cauchy-Schwarz inequality, we have that

$$\begin{aligned} \mathbb{E} \|\tanh(\nabla f(X)) - \mathbb{E} \tanh(\nabla f(X))\|_1 &\leq \sqrt{n} \mathbb{E} \|\tanh(\nabla f(X)) - \mathbb{E} \tanh(\nabla f(X))\|_2 \\ &\leq 400C_\beta^{1/3} \frac{n^{11/12}}{\varepsilon^{1/3}}. \end{aligned} \tag{19}$$

By Proposition 25, there exists a coupling between $\tau_\theta \nu$ and ξ_θ such that

$$\begin{aligned}\mathbb{E} \|X - Y\|_1 &\leq 2\sqrt{n \text{Tr} \mathcal{H}(\tau_\theta \nu)} \\ (\text{by equation (15)}) &\leq 64C_\beta^{1/3} \frac{n^{11/12}}{\varepsilon^{1/3}}.\end{aligned}$$

Thus, by Lemma 23,

$$\begin{aligned}\mathbb{E} \|\tanh(\nabla f(X)) - \tanh(\nabla f(Y))\|_1 &\leq \mathbb{E} \|\nabla f(X) - \nabla f(Y)\|_1 \\ &\leq C_\beta \mathbb{E} \|X - Y\|_1 \\ &\leq 64C_\beta^{4/3} \frac{n^{11/12}}{\varepsilon^{1/3}}.\end{aligned}\tag{20}$$

Combining equations (19), (20) and (17) together with the triangle inequality finally gives

$$\begin{aligned}\mathbb{E} \|\tanh(\nabla f(Y)) - \mathbb{E} Y\|_1 &\leq C_\beta^{1/3} (400 + 64C_\beta) \frac{n^{11/12}}{\varepsilon^{1/3}} + \varepsilon n \\ &\leq 500C_\beta^{4/3} \frac{n^{11/12}}{\varepsilon^{1/3}} + \varepsilon n\end{aligned}$$

as needed. \square

Lemma 30. *Let Z be an almost-surely bounded random variable, $|Z| \leq L$. Then*

$$|\tanh \mathbb{E} Z - \mathbb{E} \tanh(Z)| \leq 2e^{2L} \mathbb{E} |\tanh(Z) - \mathbb{E} \tanh(Z)|.$$

The proof is postponed to the appendix.

Proof Proposition 28. By the triangle inequality,

$$\begin{aligned}\|\tanh(\nabla f(\mathbb{E} Y)) - \mathbb{E} Y\|_1 &\leq \|\tanh(\nabla f(\mathbb{E} Y)) - \mathbb{E} \tanh(\nabla f(Y))\|_1 + \|\mathbb{E} \tanh(\nabla f(Y)) - \mathbb{E} Y\|_1 \\ (\text{by Lemma 24}) &= \|\tanh(\mathbb{E} \nabla f(Y)) - \mathbb{E} \tanh(\nabla f(Y))\|_1 + \|\mathbb{E} \tanh(\nabla f(Y)) - \mathbb{E} Y\|_1 \\ (\text{by convexity}) &\leq \|\tanh(\mathbb{E} \nabla f(Y)) - \mathbb{E} \tanh(\nabla f(Y))\|_1 + \mathbb{E} \|\tanh(\nabla f(Y)) - \mathbb{E} Y\|_1.\end{aligned}\tag{21}$$

Proposition 29 gives a bound on the second term in the right hand side.

For the first term, note that since by Lemma 21 f is $\left(\sum_{i=1}^\ell |\beta_i| |E(H_i)|\right)$ -Lipschitz. Thus, for every index $j \in [n]$,

$$\left| \nabla f(Y)_j \right| \leq \sum_{i=1}^\ell |\beta_i| |E(H_i)| \leq C_\beta.$$

We can therefore invoke Lemma 30 on every index, giving that

$$\begin{aligned}\|\tanh(\mathbb{E} \nabla f(Y)) - \mathbb{E} \tanh(\nabla f(Y))\|_1 &= \sum_{j=1}^n \left| \tanh(\mathbb{E} \nabla f(Y))_j - \mathbb{E} \tanh(\nabla f(Y))_j \right| \\ (\text{by Lemma 30}) &\leq 2e^{2C_\beta} \sum_{j=1}^n \mathbb{E} \left| \tanh(\nabla f(Y))_j - \mathbb{E} \tanh(\nabla f(Y))_j \right| \\ &= 2e^{2C_\beta} \mathbb{E} \|\tanh(\nabla f(Y)) - \mathbb{E} \tanh(\nabla f(Y))\|_1.\end{aligned}\tag{22}$$

For this last term, we again use the triangle inequality and equation (17), giving

$$\begin{aligned}\mathbb{E} \|\tanh(\nabla f(Y)) - \mathbb{E} \tanh(\nabla f(Y))\|_1 &\leq \mathbb{E} \|\tanh(\nabla f(Y)) - \mathbb{E} \tanh(\nabla f(X))\|_1 + \\ &\quad + \|\mathbb{E} \tanh(\nabla f(X)) - \mathbb{E} \tanh(\nabla f(Y))\|_1 \\ &\leq \varepsilon n + \mathbb{E} \|\tanh(\nabla f(Y)) - \mathbb{E} Y\|_1 + \mathbb{E} \|\tanh(\nabla f(X)) - \tanh(\nabla f(Y))\|_1\end{aligned}$$

which, by Proposition 29 and equation (20), gives

$$\begin{aligned}\mathbb{E} \|\tanh(\nabla f(Y)) - \mathbb{E} \tanh(\nabla f(Y))\|_1 &\leq \varepsilon n + 500C_{\beta}^{4/3} \frac{n^{11/12}}{\varepsilon^{1/3}} + \varepsilon n \\ &\quad + 64C_{\beta}^{4/3} \frac{n^{11/12}}{\varepsilon^{1/3}} \\ &\leq 600C_{\beta}^{4/3} \frac{n^{11/12}}{\varepsilon^{1/3}} + 2\varepsilon n.\end{aligned}$$

Putting this into equation (22), we have

$$\|\tanh(\mathbb{E} \nabla f(Y)) - \mathbb{E} \tanh(\nabla f(Y))\|_1 \leq 1200C_{\beta}^{4/3} e^{2C_{\beta}} \frac{n^{11/12}}{\varepsilon^{1/3}} + 4e^{2C_{\beta}} \varepsilon n.$$

And finally, plugging in the bounds into equation (21), we get

$$\begin{aligned}\|\tanh(\nabla f(\mathbb{E} Y)) - \mathbb{E} Y\|_1 &\leq 1200C_{\beta}^{4/3} e^{2C_{\beta}} \frac{n^{11/12}}{\varepsilon^{1/3}} + 4e^{2C_{\beta}} \varepsilon n + \\ &\quad + 500C_{\beta}^{4/3} \frac{n^{11/12}}{\varepsilon^{1/3}} + \varepsilon n \\ &\leq 1700C_{\beta}^{4/3} e^{2C_{\beta}} \frac{n^{11/12}}{\varepsilon^{1/3}} + 5e^{2C_{\beta}} \varepsilon n.\end{aligned}$$

□

6 Approximate block model for the dense regime

In this section we prove Theorem 12. It will be instructive to first prove the theorem for triangle-counting functions, as this case is simple and gives easy-to-calculate bounds. The same techniques will then be used to give a sketch of the proof for general subgraph-counting functions.

The proof technique uses random orthogonal projections in order to perform some of the calculations in a low-dimensional space. For this we will need the following results concerning concentration of measure of orthogonal random projections:

Lemma 31 (Orthogonal projections preserve distance. Due to [5], page 62.). *Let $0 < \delta < 1$, let $d, k > 0$ be positive integers, let $\pi : \mathbb{R}^d \rightarrow \mathbb{R}^k$ be an orthogonal projection into a uniformly random k dimensional subspace, and let $g : \mathbb{R}^d \rightarrow \mathbb{R}^k$ be defined as $g(v) = \sqrt{\frac{d}{k}} \pi(v)$. Then for any vector $v \in \mathbb{R}^d$,*

$$Pr \left[(1 - \delta) \|v\|^2 \leq \|g(v)\|^2 \leq (1 + \delta) \|v\|^2 \right] \leq 2e^{-k(\delta^2/2 - \delta^3/3)/2}.$$

From this lemma about the magnitude of vectors, it is possible to obtain similar bounds on the scalar product between two vectors:

Lemma 32 (Preserving scalar products). *Let $0 < \delta < 1$, let $d, k > 0$ be positive integers, and let $g : \mathbb{R}^d \rightarrow \mathbb{R}^k$ be a linear transformation. Let $u, v \in \mathbb{R}^d$ be two vectors of norm smaller than 1 such that $(1 - \delta) \|u \pm v\|^2 \leq \|g(u \pm v)\|^2 \leq (1 + \delta) \|u \pm v\|^2$. Then*

$$|\langle g(v_1), g(v_2) \rangle - \langle v_1, v_2 \rangle| \leq 2\delta.$$

The proof is postponed to the appendix.

6.1 Counting triangles

Proof (for the case of triangle-counting functions). Let N be a positive integer, let $\alpha, \beta \in \mathbb{R}$ be real numbers, and let f be of the form

$$f(X) = \alpha \text{inj}(K_2, X) + \frac{\beta}{N-2} \text{inj}(K_3, X)$$

where K_2 is the complete graph on two vertices and K_3 is the triangle graph. Let $X \in \mathcal{X}_f$. It can be verified by direct calculation that

$$f(X) = \alpha \text{Tr}(X^2) + \frac{\beta}{N-2} \text{Tr}(X^3)$$

and

$$\nabla f(X) = \alpha \mathbf{1} + \frac{3\beta}{N-2} \overline{X^2}, \quad (23)$$

where $\overline{X^2}$ is the matrix with zero on the diagonal and whose off-diagonal entries are those of X^2 . We then have by Theorem 9 that

$$\left\| X - \frac{\mathbf{1} + \tanh\left(\alpha \mathbf{1} + \frac{3\beta}{N-2} \overline{X^2}\right)}{2} \right\|_1 \leq 1800 e^{3C_\beta n^{15/16}}. \quad (24)$$

We proceed to show that the term $\frac{3\beta}{N-2} \overline{X^2}$ is close to a block matrix with a small number of communities. This is done roughly as follows: each entry in the matrix $\frac{3\beta}{N-2} \overline{X^2}$ can be written as the scalar product of two vectors in \mathbb{R}^N ; namely, the column vectors of $\sqrt{\frac{3\beta}{N-2}} X$. It is possible to project these vectors into a low-dimensional space, so that their scalar products are almost preserved. This low dimensional projection can then be rounded to a δ -net, whose size depends only on δ and on the dimension. Thus if the dimension is small, then the δ -net is small. The matrix $\frac{3\beta}{N-2} \overline{X^2}$ can then be approximated by scalar products of elements from the δ -net, and each element in the net defines a community. Applying \tanh entrywise, adding the constant $\mathbf{1}$ and dividing by 2 does not change the block model parameters, implying that X itself is close to a block matrix.

Denote by v_i the i -th column of X multiplied by $1/\sqrt{N}$, so that

$$(v_i)_j = \frac{1}{\sqrt{N}} X_{ij}.$$

Since all the entries of X are in $[0, 1]$, each v_i lies within the unit ball:

$$\|v_i\|^2 = \frac{1}{N} \sum_{j=1}^N X_{ij} \leq 1. \quad (25)$$

Let f be a triangle-counting function, and assume that $\beta = 1$. Then for two distinct vertices i and j , the derivative $\partial_{ij}f$ is equal to

$$\partial_{ij}f(X) = \frac{N}{N-2} \langle v_i, v_j \rangle = \frac{N}{N-2} \frac{1}{N} \sum_k X_{ik} X_{kj} = \left(\frac{1}{N-2} \overline{X^2} \right)_{ij}.$$

This is because the difference between $\text{inj}(K_3, G)$ with G containing the edge ij and $\text{inj}(K_3, G)$ where G does not contain the edge ij is exactly the sum of weights of all the triangles of the form ijk for $k = 1, \dots, n$.

Let $k > 0$ be a positive integer to be chosen later, let $U \subseteq \mathbb{R}^N$ be a uniformly random subspace of dimension k , and denote by $\pi : \mathbb{R}^N \rightarrow U$ an orthogonal projection from \mathbb{R}^N into U . Let $g : \mathbb{R}^N \rightarrow U$ be defined as $g(v) = \sqrt{\frac{N}{k}} \pi(v)$. For every two indices $i \neq j$, denote

$$\mathcal{B}_{ij} = \left\{ (1 - \delta) \|x\|^2 \leq \|g(x)\|^2 \leq (1 + \delta) \|x\|^2 \text{ for } x \in \{v_i, v_j, v_i + v_j, v_i - v_j\} \right\},$$

the event that g almost preserves the squared norm of both of the original vectors v_i and v_j and of their sum and difference $v_i + v_j$ and $v_i - v_j$. By Lemma 31, the probability for \mathcal{B}_{ij} to occur is at least

$$\Pr[\mathcal{B}_{ij}] \geq 1 - 8e^{-k(\delta^2/2 - \delta^3/3)/2}. \quad (26)$$

Under this event, since $\delta < 1$, both $g(v_i)$ and $g(v_j)$ are contained inside a ball of radius 2 around the origin. Further, by Lemma 32, the scalar product between v_i and v_j is also almost preserved:

$$|\langle g(v_i), g(v_j) \rangle - \langle v_i, v_j \rangle| \leq 2\delta. \quad (27)$$

Let T be a δ -net of the ball of radius 2 around the origin in k dimensions. By [10, lemma 2.6], there exists such a net of size smaller than $(1 + 4/\delta)^{k+1}$. For every vertex i , denote by $w_i = \text{argmin}_{w \in T} \|g(v_i) - w\|$ the vector in T that is closest to $g(v_i)$, and denote by $\Delta w_i = w_i - g(v_i)$ the difference between the two. Then under \mathcal{B}_{ij} , since $g(v_i)$ is in the ball of radius 2, the magnitude of the difference $\|\Delta w_i\|$ is smaller than δ . In this case,

$$\begin{aligned} |\langle w_i, w_j \rangle - \langle g(v_i), g(v_j) \rangle| &= |\langle g(v_i) + \Delta w_i, g(v_j) + \Delta w_j \rangle - \langle g(v_i), g(v_j) \rangle| \\ &= |\langle g(v_i), \Delta w_j \rangle + \langle \Delta w_i, g(v_j) \rangle + \langle \Delta w_i, \Delta w_j \rangle| \\ &\quad (\text{since } \|\Delta w\| \leq \delta) \leq 6\delta. \end{aligned}$$

Thus, under \mathcal{B}_{ij} and together with equation (27), we almost surely have that

$$|\langle w_i, w_j \rangle - \langle v_i, v_j \rangle| \leq 8\delta.$$

Denote by \tilde{X} the matrix defined by $(\tilde{X})_{ij} = \langle w_i, w_j \rangle$ for $i \neq j$ and with 0 on the diagonal. It is clear that the matrix \tilde{X} is a block matrix, with the communities in correspondence with the elements of the δ -net T ; hence there are no more than $(1 + 4/\delta)^{k+1}$ communities in \tilde{X} .

The expected value of the one-norm between $\frac{1}{N}\overline{X^2}$ and \tilde{X} is

$$\begin{aligned}\mathbb{E} \left\| \frac{1}{N}\overline{X^2} - \tilde{X} \right\|_1 &= \mathbb{E} \sum_{i,j} \left| \frac{1}{N} \left(\overline{X^2} \right)_{ij} - \left(\tilde{X} \right)_{ij} \right| \\ &= \sum_{i \neq j} \mathbb{E} |\langle v_i, v_j \rangle - \langle w_i, w_j \rangle|. \end{aligned} \quad (28)$$

Each expectation term of the form $\mathbb{E} |\langle v_i, v_j \rangle - \langle w_i, w_j \rangle|$ can be controlled by conditioning on the event \mathcal{B}_{ij} . Keeping in mind that in the general case $|\langle v_i, v_j \rangle - \langle w_i, w_j \rangle| \leq 5$ since the norm of v_i and v_j is bounded by 1 and the norm of w_i and w_j is bounded by 2, we can bound the expectation by

$$\begin{aligned}\mathbb{E} |\langle v_i, v_j \rangle - \langle w_i, w_j \rangle| &= \mathbb{E} [|\langle v_i, v_j \rangle - \langle w_i, w_j \rangle| \mid \mathcal{B}_{ij}] \Pr [\mathcal{B}_{ij}] \\ &\quad + \mathbb{E} [|\langle v_i, v_j \rangle - \langle w_i, w_j \rangle| \mid \neg \mathcal{B}_{ij}] \Pr [\neg \mathcal{B}_{ij}] \\ &\leq 8\delta \cdot 1 + 5 \cdot 8e^{-k(\delta^2/2 - \delta^3/3)/2}.\end{aligned}$$

Choosing $k = \left\lceil 2 \log(1/\delta) (\delta^2/2 - \delta^3/3)^{-1} \right\rceil$, we have

$$\mathbb{E} |\langle v_i, v_j \rangle - \langle w_i, w_j \rangle| \leq 48\delta.$$

Plugging this into equation (28), we obtain the bound

$$\mathbb{E} \left\| \frac{1}{N}\overline{X^2} - \tilde{X} \right\|_1 \leq 48\delta n.$$

Hence, there exists a block matrix \hat{X} with no more than $(1 + 4/\delta)^{k+1}$ communities such that

$$\left\| \frac{1}{N}\overline{X^2} - \hat{X} \right\|_1 \leq 48\delta n.$$

Multiplying both sides by $3\beta N/(N-2)$, we have that

$$\left\| \frac{3\beta}{N-2}\overline{X^2} - \frac{3\beta N}{N-2}\hat{X} \right\|_1 \leq 144 \frac{N}{N-2} \beta \delta n \leq 450\beta \delta n.$$

This gives by equation (12):

$$\begin{aligned}\left\| \frac{\mathbf{1} + \tanh\left(\alpha \mathbf{1} + \frac{3\beta}{N-2}\overline{X^2}\right)}{2} - \frac{\mathbf{1} + \tanh\left(\alpha \mathbf{1} + \frac{3\beta N}{N-2}\hat{X}\right)}{2} \right\|_1 &= \frac{1}{2} \left\| \frac{3\beta}{N-2}\overline{X^2} - \frac{3\beta N}{N-2}\hat{X} \right\|_1 \\ &\leq 225\beta \delta n.\end{aligned}$$

Finally, by equation (24),

$$\left\| X - \frac{\mathbf{1} + \tanh\left(\alpha \mathbf{1} + \frac{3\beta}{N}\overline{X^2}\right)}{2} \right\|_1 \leq 1800e^{3C_\beta n^{15/16}},$$

and so by the triangle inequality, denoting $X^* = \frac{\mathbf{1} + \tanh(\alpha \mathbf{1} + 3\beta \hat{X})}{2}$,

$$\|X - X^*\|_1 \leq 225\beta \delta n + 1800e^{3C_\beta n^{15/16}}.$$

□

6.2 Counting general subgraphs

In this section we give a proof sketch of general form of Theorem 12. The proof relies on the same techniques as those in the previous subsection, which gave block matrix bounds for the specific case of triangles.

Let $X \in \mathcal{X}_f$. The main argument in the previous proof was as follows: for triangles, each entry in the gradient $\nabla f(X) = \frac{3\beta}{N-2} \overline{X^2}$ was written as a scalar product between two vectors. These vectors were then projected to a low dimensional space, yielding a block matrix form.

We will generalize the above procedure, and show that the gradient ∇f of any subgraph-counting function f can be written as a sum of scalar products of vectors: there exist an integer $S > 0$, a family of constants c_r , $r = 1, \dots, S$, and two families of vectors v_i^r and u_i^r of norm smaller than 1, such that

$$\partial_{ij} f = \sum_{r=1}^S c_r \langle v_i^r, u_j^r \rangle. \quad (29)$$

The number of scalar products S and the constants c_r depend on the subgraphs H_k that f counts and their weights β_k , but do not grow explicitly with N . Repeating the reasoning in the previous proof, these vectors can all be simultaneously projected by an orthogonal projection g to a low dimensional space, so that

$$\partial_{ij} f \approx \sum_{r=1}^S c_r \langle g(v_i^r), g(u_j^r) \rangle.$$

Taking a δ -net of the sphere in the new space will give us an approximation of these sums: for every r we will obtain a block matrix W^r whose ij -th entry approximates the scalar product $\langle g(v_i^r), g(u_j^r) \rangle$. As before, the number of communities of W^r will depend only on δ . Finally, since the sum of S block matrices is also a block matrix (albeit with a number of communities exponential in S), the sum $\sum_{r=1}^S c_r \langle g(v_i^r), g(u_j^r) \rangle$ is itself a block matrix, with a number of communities that depends only on the subgraphs H_k , their weights β_k , and on δ .

Let us now fill in some of the details for this proof sketch. Let $H = ([m], E(H))$ be a finite simple graph on m vertices with edge set $E(H)$. This simple edge set can also be viewed as a directed edge set, with two directed edges replacing every original simple edge: $D(H) = \bigcup_{\{x,y\} \in E(H)} \{(x,y), (y,x)\}$. The essential part of the proof is showing that $\partial_{i,j} \text{inj}(H, G)$ can be obtained by scalar products as above; the rest will follow from linearity.

Let i be a vertex of G and let $e = (x, y) \in D(H)$ be an oriented edge of H . Denote by Φ_e the set of all injective maps from $H \setminus \{x, y\}$ to G . The vectors v_i^e and u_i^e will have one entry for every function $\phi \in \Phi_e$. For v_i^e , the entry $v_i^e(\phi)$ contains the weight of edges from i to the image $\phi(H \setminus \{y\})$, times the square root of the weight of the image $\phi(H \setminus \{x, y\})$. For u_i^e , the entry $u_i^e(\phi)$ contains the weight of edges from i to the image $\phi(H \setminus \{x\})$, times the square root of the weight of the image $\phi(H \setminus \{x, y\})$. More formally, for every $\phi \in \Phi_e$,

$$\begin{aligned} v_i^e(\phi) &= \prod_{a \text{ s.t. } \{x,a\} \in E(H \setminus \{y\})} X_{i,\phi(a)} \prod_{\{a,b\} \in E(H \setminus \{x,y\})} \sqrt{X_{\phi(a),\phi(b)}} \\ u_i^e(\phi) &= \prod_{a \text{ s.t. } \{y,a\} \in E(H \setminus \{x\})} X_{i,\phi(a)} \prod_{\{a,b\} \in E(H \setminus \{x,y\})} \sqrt{X_{\phi(a),\phi(b)}}. \end{aligned}$$

For two different vertices $i \neq j$, the scalar product between two vectors becomes

$$\langle v_i^e, u_j^e \rangle = \sum_{\phi \in \Phi_e} \left(\prod_{\{x,a\} \in E(H \setminus \{y\})} X_{i,\phi(a)} \prod_{\{y,a\} \in E(H \setminus \{x\})} X_{j,\phi(a)} \prod_{\{a,b\} \in E(H \setminus \{x,y\})} X_{\phi(a),\phi(b)} \right)$$

Let's inspect this scalar product. For each fixed ϕ , the summand is the edge weight of the image of the homomorphism $\psi : H \rightarrow G$, where

$$\psi(z) = \begin{cases} i & z = x \\ j & z = y \\ \phi(z) & \text{o.w.} \end{cases}$$

The mapping ψ is in general not an injection: although ϕ itself was chosen to be an injection, the function ψ is not one-to-one when $\phi(a) = i$ or $\phi(a) = j$ for some $a \in H$. But in this case, either $X_{i,\phi(a)}$ or $X_{j,\phi(a)}$ are 0, since the diagonal entries of X are 0. Thus, summing over all ϕ effectively means summing over all injective mappings that send the particular (directed) edge (x, y) in H to (i, j) in G . By the discussion in the proof of Lemma 21, summing over all possible edges e that can map to (i, j) exactly gives the definition of the discrete derivative:

$$\partial_{ij} \text{inj}(H, G) = \frac{1}{2} \sum_{e \in D(H)} \langle v_i^e, u_j^e \rangle.$$

The gradient of a subgraph-counting function that counts a single subgraph H with weight β can then be written as

$$\partial_{ij} f = \frac{\beta}{2(N-2) \dots (N-m+1)} \sum_{e \in D(H)} \langle v_i^e, u_j^e \rangle.$$

When we proved the theorem for the case of triangles, it was important that the vectors were of unit length - this meant that the projection was contained in a ball of radius 2, and this is what allowed us to take a δ -net that did not depend on N . This is the case here as well: each entry of v_i^e and u_i^e is bounded by 1. Their norm is therefore bounded by the square root of the number of entries, which is the number of injective mappings from $H \setminus \{x, y\}$ to G . Thus,

$$\|v_i^e\|^2 \leq |\Phi_e| < N(N-1) \dots (N-m+3).$$

This means that $v_i^e / \sqrt{N \dots (N-m+3)}$ and $u_i^e / \sqrt{N \dots (N-m+3)}$ have their norm bounded by 1.

Finally, for the case of general subgraph-counting functions that count the subgraphs H_1, \dots, H_ℓ with weights $\beta_1, \dots, \beta_\ell$, we have that

$$\partial_{ij} f = \sum_{k=1}^{\ell} \frac{N(N-1)}{(N-m_k+2)(N-m_k+1)} \left(\frac{\beta_k}{2} \sum_{r=1}^{2|E(H_k)|} \left\langle \frac{v_i^{k,r}}{\sqrt{N \dots (N-m_k+3)}}, \frac{u_j^{k,r}}{\sqrt{N \dots (N-m_k+3)}} \right\rangle \right).$$

This shows that $\partial_{ij} f$ can indeed be written in the form of equation (29).

7 Positive weights

7.1 The exact case

We would like to first give some intuition regarding the proof of Theorem 16: we will show that if all the weights β_i are positive and if $x = \varphi(x)$ has a unique solution, then the fixed point equation $X = (\mathbf{1} + \tanh(\nabla f(X))) / 2$ has a single solution $x_0 \mathbf{1}$. The proof that any $X \in \mathcal{X}_f$ is close to $x_0 \mathbf{1}$ will be more involved but analogous.

For clarity, we will assume that f counts edges and triangles. Let $\alpha, \beta \in \mathbb{R}$ with $\beta > 0$, and let f be of the form

$$f(X) = \alpha \text{inj}(K_2, X) + \frac{\beta}{N-2} \text{inj}(K_3, X),$$

where K_2 is an edge and K_3 is the triangle graph. Direct calculation shows that $\nabla f(X) = \alpha \mathbf{1} + \frac{3\beta}{N-2} \overline{X^2}$. In terms of the adjacency matrix, the fixed point equation is then

$$X = \frac{\mathbf{1} + \tanh\left(\alpha \mathbf{1} + \frac{3\beta}{N-2} \overline{X^2}\right)}{2}. \quad (30)$$

Let X be a solution to equation (30). Denote by a the minimum off-diagonal entry of X and by b the maximum off-diagonal entry of X . For every index i and j with $i \neq j$ we have:

$$\frac{3\beta}{N-2} \left(\overline{X^2}\right)_{ij} = \frac{3\beta}{N-2} \sum_{k=1}^N x_{ik} x_{kj}.$$

For $k = i$ and $k = j$, we have $x_{ii} = x_{jj} = 0$. For all other indices k , $x_{ik} \leq b$ by definition, so

$$\frac{3\beta}{N-2} \left(\overline{X^2}\right)_{ij} \leq 3\beta b^2. \quad (31)$$

This is where the condition $\beta > 0$ comes into play: the inequality would have been reversed had β been negative. The maximum element of the right hand side of equation (30) is

$$\max \frac{1 + \tanh\left(\alpha \mathbf{1} + \frac{3\beta}{N-2} \overline{X^2}\right)}{2} \leq \frac{1 + \tanh(\alpha \mathbf{1} + 3\beta b^2)}{2}.$$

Taking the maximum of both sides of equation (30), we get

$$b \leq \frac{1 + \tanh(\alpha \mathbf{1} + 3\beta b^2)}{2}.$$

By similar argument, we get that

$$\frac{3\beta}{N-2} \left(\overline{X^2}\right)_{ij} \geq 3\beta a^2,$$

and hence

$$a \geq \frac{1 + \tanh(\alpha \mathbf{1} + 3\beta a^2)}{2}.$$

Putting both of these together, we must solve the two inequalities

$$\begin{aligned} 2a - 1 &\geq \tanh(\alpha \mathbf{1} + 3\beta a^2) \\ 2b - 1 &\leq \tanh(\alpha \mathbf{1} + 3\beta b^2). \end{aligned} \tag{32}$$

By assumption, there is exactly one solution x_0 to the equation $2x - 1 = \tanh(\alpha \mathbf{1} + 3\beta x^2)$. By equation (32), we would then need that $a \geq x_0$ and $b \leq x_0$. But a is the minimum off-diagonal entry of X and b is the maximum off-diagonal entry of X , so they must be equal. Hence the constant solution $x_0 \mathbf{1}$ of Lemma 15 is the only solution. See Figure 1 for an illustration.

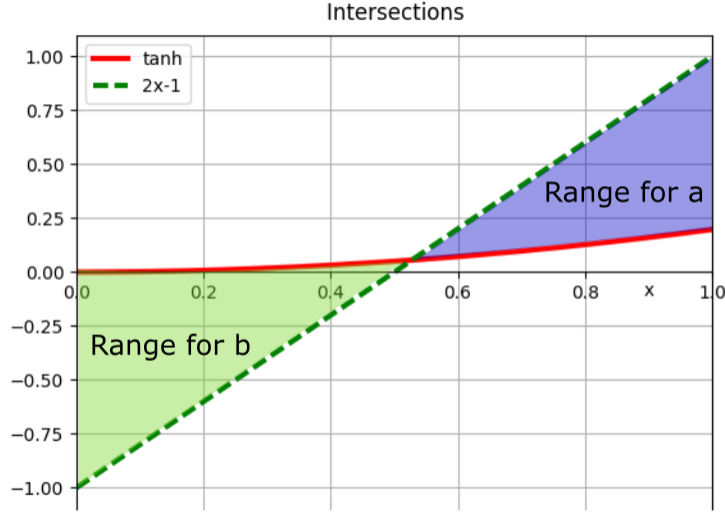


Figure 1: An illustration of the permissible range for a and b .

In order to generalize this argument to any subgraph-counting function, recall that every entry of $\nabla f(x \mathbf{1})$ is just some polynomial $p(x)$. If all the weights β_i are positive then the preceding argument can be repeated for $p(x)$ with the inequalities all intact.

7.2 Closeness

Proof of Theorem 16. Let $X \in \mathcal{X}_f$. We would have liked to use an argument in the same vein as that of subsection 7.1 and claim that the solution X is close to a constant solution because its minimum and maximum entries are close to each other. However, this is not in general true: a matrix X can easily have $\min X = 0$ and $\max X = 1$ while still satisfying the equation $\|X - (\mathbf{1} + \tanh(\nabla f(X)))/2\|_1 = o(n)$, since the equation is not sensitive to changes in a small number of entries.

To overcome this, we will iterate the function $\frac{1 + \tanh(\nabla f(X))}{2}$, showing that each time we do so, the minimum and maximum values tend closer to a constant.

Define the sequence of functions $\{\varphi_i\}_{i=1}^\infty$ by $\varphi_1(x) = \varphi_\beta(x)$ and $\varphi_{i+1}(x) = \varphi(\varphi_i(x))$ for $i \geq 1$.

Denote $k = \left\lceil \frac{\log \lambda}{\log D_\beta} \right\rceil = \left\lceil \log_{D_\beta}(\lambda) \right\rceil$. By assumption, for all $x_0 \in [0, 1]$ we have

$$|\varphi_\beta(x) - x_0| \leq D_\beta |x - x_0|.$$

This implies that

$$|\varphi_k(x) - x_0| \leq D_\beta^k |x - x_0| \leq \lambda. \quad (33)$$

Denote by $\Phi : \mathbb{R}^n \rightarrow \mathbb{R}^n$ the function $\Phi(X) = \frac{1 + \tanh(\nabla f(X))}{2}$, let $Y_0 = X$ and recursively define $Y_{i+1} = \Phi(Y_i)$. Then $\|Y_k - x_0 \mathbf{1}\|_\infty \leq \lambda$. To see this, observe that since all β 's are positive,

$$\begin{aligned} \min Y_1 &= \min \Phi(X) = \min \frac{1 + \tanh(\nabla f(X))}{2} \\ &\geq \min \frac{1 + \tanh(\nabla f((\min X) \mathbf{1}))}{2} \\ &= \varphi(\min X). \end{aligned}$$

Iterating, we have that

$$\min Y_k \geq \varphi_k(\min X).$$

But by equation (33), $|\varphi_k(x) - x_0| < \lambda$ for every $x \in [0, 1]$, and in particular for $\min X$. Hence

$$\min Y_k \in [x_0 - \lambda, x_0 + \lambda].$$

The same argument can be applied to $\max Y_k$, showing that all of Y_k 's entries are in $[x_0 - \lambda, x_0 + \lambda]$. Consequently,

$$\|Y_k - x_0 \mathbf{1}\|_1 \leq \lambda n. \quad (34)$$

The distance between X and Y_k can be bounded as follows. By Lemma 23, we have that for any two matrices A and B ,

$$\|\Phi(A) - \Phi(B)\|_1 \leq C_\beta \|A - B\|_1,$$

This gives a bound on consecutive iterations:

$$\begin{aligned} \|Y_i - Y_{i-1}\|_1 &= \|\Phi(Y_{i-1}) - \Phi(Y_{i-2})\|_1 \\ &\leq C_\beta \|Y_{i-1} - Y_{i-2}\|_1, \end{aligned}$$

and so by induction,

$$\|Y_i - Y_{i-1}\|_1 \leq C_\beta^i \|X - Y_1\|_1 = C_\beta^i \|X - \Phi(X)\|_1.$$

Using this bound, we have

$$\begin{aligned} \|X - Y_k\|_1 &= \left\| \sum_{i=1}^k Y_i - Y_{i-1} \right\|_1 \\ &\leq \sum_{i=1}^k \|Y_i - Y_{i-1}\|_1 \\ &\leq \sum_{i=1}^k C_\beta^i \|X - \Phi(X)\|_1 \\ &\leq 2C_\beta^k \|X - \Phi(X)\|_1. \end{aligned} \quad (35)$$

Combining equations (34), (35), and Theorem 9, we have

$$\begin{aligned}\|X - x_0 \mathbf{1}\|_1 &\leq \lambda n + C_\beta^{\frac{\log \lambda}{\log D_\beta} + 1} 3600 e^{3C_\beta} n^{15/16} \\ &= \lambda n + 3600 e^{3C_\beta} \lambda^{\frac{\log C_\beta}{\log D_\beta}} n^{15/16}.\end{aligned}$$

Optimizing over λ gives the dependence described in equation (9). \square

8 Solving for triangles

In this section we prove Theorem 17.

8.1 Uniqueness

Proof of item (1) in Theorem 17. The function

$$\Phi(X) = \frac{1 + \tanh\left(\alpha \mathbf{1} + \frac{3\beta}{N-2} \overline{X^2}\right)}{2}$$

is contracting under the one-norm for $|\beta| < \frac{1}{3} \frac{N-2}{N}$:

$$\begin{aligned}\|\Phi(X) - \Phi(Y)\|_1 &= \left\| \frac{1 + \tanh\left(\alpha \mathbf{1} + \frac{3\beta}{N-2} \overline{X^2}\right)}{2} - \frac{1 + \tanh\left(\alpha \mathbf{1} + \frac{3\beta}{N-2} \overline{Y^2}\right)}{2} \right\|_1 \\ &\leq \left\| \frac{1 + \tanh\left(\alpha \mathbf{1} + \frac{3\beta}{N-2} X^2\right)}{2} - \frac{1 + \tanh\left(\alpha \mathbf{1} + \frac{3\beta}{N-2} Y^2\right)}{2} \right\|_1 \\ &= \frac{1}{2} \left\| \tanh\left(\alpha \mathbf{1} + \frac{3\beta}{N-2} X^2\right) - \tanh\left(\alpha \mathbf{1} + \frac{3\beta}{N-2} Y^2\right) \right\|_1 \\ (\text{by equation (12)}) &\leq \frac{1}{2} \left\| \alpha \mathbf{1} + \frac{3\beta}{N-2} X^2 - \alpha \mathbf{1} - \frac{3\beta}{N-2} Y^2 \right\|_1 \\ &= \frac{|\beta|}{2(N-2)} \|X^2 - Y^2\|_1 \\ (\text{by equation (11)}) &\leq \frac{|3\beta| N}{N-2} \|X - Y\|_1.\end{aligned}\tag{36}$$

Since $\Phi(X)$ is contracting, by Banach's fixed point theorem it has a unique fixed point in the compact space of all matrices with entries in $[0, 1]$; we already know by Lemma 15 that it is a constant solution $X_c = c \cdot \mathbf{1}$. This shows the first part of item (1). For the second part, let $X \in \mathcal{X}_f$. Then by a simple calculation,

$$\begin{aligned}\|X - X_c\|_1 &= \|X - \Phi(X) + \Phi(X) - X_c + \Phi(X_c) - \Phi(X_c)\|_1 \\ &\leq \|X - \Phi(X)\|_1 + \|\Phi(X) - \Phi(X_c)\|_1 + \|X_c - \Phi(X_c)\|_1 \\ (\text{by Lemma 23}) &\leq \|X - \Phi(X)\|_1 + 54 |\beta| \|X - X_c\|_1.\end{aligned}$$

Rearranging, we get the desired result:

$$\|X - X_c\|_1 \leq \frac{\|X - \Phi(X)\|_1}{1 - |54\beta|} \leq \frac{1800e^{3C_\beta}}{1 - |54\beta|} n^{15/16}.$$

□

8.2 Two block model

The proof of item (2) in Theorem 17 is rather technical. It goes roughly as follows: we assume that there exists a fixed point of the form

$$X = \alpha_1 v_1 v_1^T + \alpha_2 v_2 v_2^T - \mathbf{I}(\alpha_1 + \alpha_2),$$

where v_1 is the vector $(1, 1, \dots, 1)$ whose entries are all 1, and v_2 is the vector $(-1, \dots, -1, 1, \dots, 1)$ whose first $N/2$ entries are -1 and whose second $N/2$ entries are 1. From this assumption we arrive at pair of non-linear scalar equations for α_1 and α_2 ; non-trivial solutions of these equations guarantee a non-trivial block model for X . We then show by direct calculation that for large enough $|\beta|$, such a solution does indeed exist.

We postpone the proof to the appendix.

9 Acknowledgments

The first author is grateful to Sourav Chatterjee for inspiring him to work on this topic and for an enlightening discussion. We thank Miel Sharf for his advice on contraction and Amir Dembo for an insightful conversation.

References

- [1] Shankar Bhamidi, Guy Bresler, and Allan Sly. Mixing time of exponential random graphs. *Ann. Appl. Probab.*, 21(6):2146–2170, December 2011.
- [2] Sourav Chatterjee and Amir Dembo. Nonlinear large deviations. *arXiv:1401.3495*, January 2014.
- [3] Sourav Chatterjee and Persi Diaconis. Estimating and understanding exponential random graph models. *Ann. Statist.*, 41(5):2428–2461, October 2013.
- [4] Sourav Chatterjee and S. R. S. Varadhan. The large deviation principle for the Erdős-Rényi random graph. *Eur. J. Comb.*, 32(7):1000–1017, October 2011.
- [5] Sanjoy Dasgupta and Anupam Gupta. An elementary proof of a theorem of Johnson and Lindenstrauss. *Random Struct. Algorithms*, 22(1):60–65, January 2003.
- [6] Ronen Eldan. Gaussian-width gradient complexity, reverse log-Sobolev inequalities and non-linear large deviations. *arXiv:1612.04346*, December 2016.
- [7] Stephen E. Fienberg. Introduction to papers on the modeling and analysis of network data. *Ann. Appl. Stat.*, 4(1):1–4, March 2010.

- [8] Stephen E. Fienberg. Introduction to papers on the modeling and analysis of network data - II. *Ann. Appl. Stat.*, 4(2):533–534, June 2010.
- [9] László Lovász. *Large Networks and Graph Limits.*, volume 60 of *Colloquium Publications*. American Mathematical Society, 2012.
- [10] Vitali D Milman and Gideon Schechtman. *Asymptotic Theory of Finite Dimensional Normed Spaces*. Springer-Verlag New York, Inc., New York, NY, USA, 1986.

10 Appendix

Proof of Lemma 30. Denote $\gamma = |\tanh(Z) - \mathbb{E} \tanh(Z)|$. We can write this as follows:

$$\begin{aligned} \tanh(Z) &\in [\mathbb{E} \tanh(Z) - \gamma, \mathbb{E} \tanh(Z) + \gamma] \\ &\subseteq [-\tanh(L), \tanh(L)], \end{aligned} \tag{37}$$

where the inclusion \subseteq is because Z is bounded by L . Taking the inverse \tanh^{-1} on equation (37), we get

$$\begin{aligned} Z &\in \tanh^{-1} [\mathbb{E} \tanh(Z) - \gamma, \mathbb{E} \tanh(Z) + \gamma] \\ &\subseteq \tanh^{-1} [-\tanh(L), \tanh(L)]. \end{aligned}$$

Because $[-\tanh(L), \tanh(L)]$ is compact, \tanh^{-1} is smooth there. Its derivative is bounded by

$$\frac{d}{dx} \tanh^{-1}(x) \big|_{x=\tanh(L)} = \frac{1}{1 - \tanh^2(L)}.$$

Taking the Taylor expansion of \tanh^{-1} to first order around $\mathbb{E} \tanh(Z)$, we have

$$\begin{aligned} |Z - \tanh^{-1} \mathbb{E} \tanh(Z)| &\leq \frac{2\gamma}{1 - \tanh^2(L)} \\ &= \frac{2|\tanh(Z) - \mathbb{E} \tanh(Z)|}{1 - \tanh^2(L)}. \end{aligned}$$

As \tanh is contracting by equation (12), this gives

$$\begin{aligned} |\tanh \mathbb{E} Z - \mathbb{E} \tanh(Z)| &\leq |\mathbb{E} Z - \tanh^{-1} \mathbb{E} \tanh(Z)| \\ (\text{by convexity}) &\leq \mathbb{E} |Z - \tanh^{-1} \mathbb{E} \tanh(Z)| \\ &\leq \frac{2\mathbb{E} |\tanh(Z) - \mathbb{E} \tanh(Z)|}{1 - \tanh^2(L)}. \end{aligned}$$

The result is finally obtained after noticing that for every $x > 0$,

$$\begin{aligned} \frac{1}{1 - \tanh^2(x)} &\leq \frac{1}{1 - \tanh x} \\ &= \frac{e^x + e^{-x}}{e^x + e^{-x} - (e^x - e^{-x})} \\ &= \frac{e^x + e^{-x}}{2e^{-x}} = \frac{1 + e^{2x}}{2} \leq e^{2x}. \end{aligned}$$

□

Proof of Lemma 32. We'll show the proof only for the inequality $\langle g(v_1), g(v_2) \rangle - \langle v_1, v_2 \rangle \leq 2\delta$; the inequality $\langle v_1, v_2 \rangle - \langle g(v_1), g(v_2) \rangle \leq 2\delta$ follows a similar calculation.

The scalar product between any two vectors x and y can be written as a function of $x + y$ and $x - y$:

$$\langle x, y \rangle = \frac{1}{4} \left(\|x + y\|^2 - \|x - y\|^2 \right).$$

We can now calculate:

$$\begin{aligned} \langle g(v_1), g(v_2) \rangle &= \frac{1}{4} \left(\|g(v_1) + g(v_2)\|^2 - \|g(v_1) - g(v_2)\|^2 \right) \\ &= \frac{1}{4} \left(\|g(v_1 + v_2)\|^2 - \|g(v_1 - v_2)\|^2 \right) \\ &\leq \frac{1}{4} \left((1 + \delta) \|v_1 + v_2\|^2 - (1 - \delta) \|v_1 - v_2\|^2 \right) \\ &= \frac{1}{4} \left(4 \langle v_1, v_2 \rangle + \delta \|v_1 + v_2\|^2 + \delta \|v_1 - v_2\|^2 \right) \\ &\quad \left(\text{because } \|v_1 \pm v_2\|^2 \leq 4 \right) \leq \frac{1}{4} (4 \langle v_1, v_2 \rangle + 8\delta) \\ &= \langle v_1, v_2 \rangle + 2\delta. \end{aligned}$$

This implies that $\langle g(v_1), g(v_2) \rangle - \langle v_1, v_2 \rangle \leq 2\delta$. □

Lemma 33. *For every $\alpha \in \mathbb{R}$, the equation*

$$2x - 1 = \tanh(\alpha x^2)$$

has a unique solution with $x \in (0, 1)$.

Proof. Denote $g(x) = 2x - 1$ and $h(x) = \tanh(\alpha x^2)$; we must then show that there is a unique point $x \in (0, 1)$ such that $g(x) = h(x)$.

- The case $\alpha = 0$ is solved by $x = \frac{1}{2}$.
- The case $\alpha < 0$: The function $g(x)$ is strictly increasing with $g(0) = -1$ and $g(1) = 1$, while $h(0) = 0$ and is strictly decreasing. A solution exists as both functions are continuous.
- The case $\alpha > 0$: The function $g(x)$ is increasing with $g(0) = -1$ and $g(1) = 1$, while $h(0) = 0$ and h is strictly bounded by 1; hence by continuity a solution exists. For uniqueness of this solution, denote the smallest point of intersection of g and h by x_1 . Note that $x_1 > \frac{1}{2}$, since $g(\frac{1}{2}) = 0$ and $h(\frac{1}{2}) > 0$. Since $g(x) < h(x)$ in the interval $[0, x_1)$, the derivative h' must be no greater than $g' = 2$ at x_1 . But in order for there to be another point of intersection, the derivative must be larger than 2 at some point in the interval $[x_1, 1]$. Differentiating, we have

$$h'(x) = \frac{2\alpha x}{\cosh^2(\alpha x^2)}. \tag{38}$$

Differentiating again, we have

$$h''(x) = \frac{2\alpha}{\cosh^2(\alpha x^2)} (1 - 4\alpha x^2 \tanh(\alpha x^2)).$$

The maximum of the derivative is attained when the second derivative is 0, that is, $1 - 4\alpha x^2 \tanh(\alpha x^2) = 0$. This implies that $2\alpha x = \frac{1}{2 \tanh(\alpha x^2)x}$. Substituting this into equation (38), we get that for all $\frac{1}{2} < x < 1$,

$$\begin{aligned} h'(x) &= \frac{2\alpha x}{\cosh^2(\alpha x^2)} \\ &\leq \frac{1}{x \cdot 2 \tanh(\alpha x^2) \cosh^2(\alpha x^2)} \\ &= \frac{1}{x \cdot 2 \sinh(\alpha x^2) \cosh(\alpha x^2)} \\ &= \frac{1}{x \cdot \sinh(2\alpha x^2)} < 2 \end{aligned}$$

since $x > \frac{1}{2}$ and $\sinh(2\alpha x^2) > 1$. Hence no other intersection point exists.

See Figure 2 for a visual illustration of g and h .

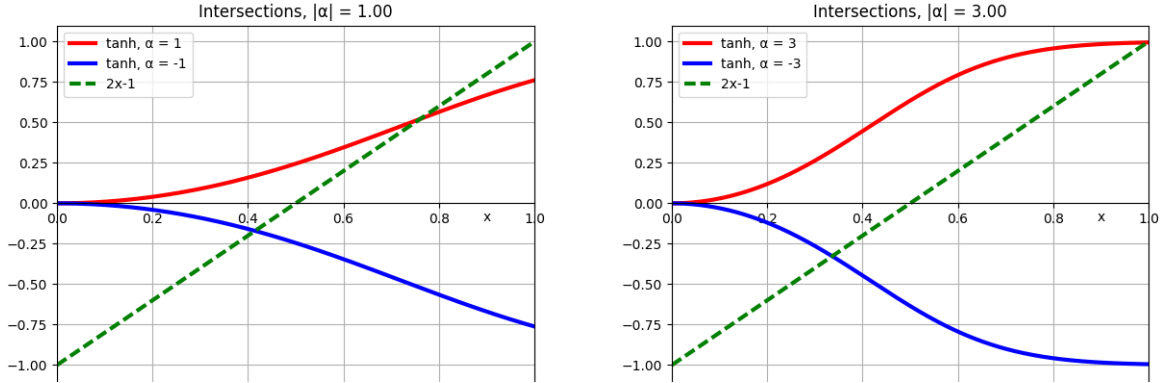


Figure 2: Two examples showing that there is only one intersection between $2x - 1$ and $\tanh(\alpha x^2)$.

□

Proof of item (2) in Theorem 17. For simplicity, instead of solving the equation $X = \frac{1 + \tanh(\frac{3\beta}{N-2} \overline{X^2})}{2}$ for negative β , we will solve the equation $X = \frac{1 - \tanh(\frac{\beta}{N-2} \overline{X^2})}{2}$ for positive β (where we assimilated the factor of 3 inside β).

Denote by v_1 the vector $(1, 1, \dots, 1)$ whose entries are all 1, and by v_2 the vector $(-1, \dots, -1, 1, \dots, 1)$ whose first $N/2$ entries are -1 and whose second $N/2$ entries are 1. Let

$$X = \alpha_1 v_1 v_1^T + \alpha_2 v_2 v_2^T - \mathbf{I}(\alpha_1 + \alpha_2).$$

Then X is a symmetric matrix with 0 on the diagonal, $\alpha_1 + \alpha_2$ in the top left and bottom right

quarters, and $\alpha_1 - \alpha_2$ in the top right and bottom left quarters. Squaring X , we get

$$\begin{aligned} X^2 &= (\alpha_1 v_1 v_1^T + \alpha_2 v_2 v_2^T - \mathbf{I}(\alpha_1 + \alpha_2))^2 \\ &= \alpha_1^2 (v_1 v_1^T)^2 + \alpha_2^2 (v_2 v_2^T)^2 + \mathbf{I}(\alpha_1 + \alpha_2)^2 - 2\alpha_1 (\alpha_1 + \alpha_2) v_1 v_1^T - 2\alpha_2 (\alpha_1 + \alpha_2) v_2 v_2^T \\ &= (\alpha_1^2 (N-2) - 2\alpha_1 \alpha_2) v_1 v_1^T + (\alpha_2^2 (N-2) - 2\alpha_1 \alpha_2) v_2 v_2^T + \mathbf{I}(\alpha_1 + \alpha_2)^2. \end{aligned}$$

Setting the diagonal to zero, we have

$$\overline{X^2} = (\alpha_1^2 (N-2) - 2\alpha_1 \alpha_2) v_1 v_1^T + (\alpha_2^2 (N-2) - 2\alpha_1 \alpha_2) v_2 v_2^T - \mathbf{I}(\alpha_1^2 (N-2) + \alpha_2^2 (N-2) - 4\alpha_1 \alpha_2).$$

So $\frac{\beta}{N-2} \overline{X^2}$ is a symmetric matrix with 0 on the diagonal, $\frac{\beta}{N-2} ((\alpha_1^2 + \alpha_2^2) (N-2) - 4\alpha_1 \alpha_2)$ in the top left and bottom right quarters, and $\beta (\alpha_1^2 - \alpha_2^2)$ in the top right and bottom left quarters. The matrix $\tanh\left(\frac{\beta}{N-2} \overline{X^2}\right)$ can then also be written as a sum of the form $av_1 v_1^T + bv_2 v_2^T - \mathbf{I}(a+b)$, where

$$\begin{aligned} \tanh\left(\beta\left((\alpha_1^2 + \alpha_2^2)(N-2) - \frac{4}{N-2}\alpha_1 \alpha_2\right)\right) &= a + b \\ \tanh(\beta(\alpha_1^2 - \alpha_2^2)) &= a - b. \end{aligned} \tag{39}$$

The expression $\frac{1 - \tanh\left(\frac{\beta}{N-2} \overline{X^2}\right)}{2}$ can then be written as

$$\frac{1 - \tanh\left(\frac{\beta}{N-2} \overline{X^2}\right)}{2} = \frac{1-a}{2} v_1 v_1^T - \frac{b}{2} v_2 v_2^T + \mathbf{I}\left(\frac{1}{2}a + \frac{1}{2}b - \frac{1}{2}\right).$$

Equating this with X , we get

$$\begin{aligned} \alpha_1 &= \frac{1-a}{2} \\ \alpha_2 &= -\frac{b}{2}. \end{aligned}$$

Rearranging and plugging into equation (39), we obtain the following two equations in two variables:

$$\begin{aligned} \tanh\left(\beta\left((\alpha_1^2 + \alpha_2^2) - \frac{4}{N-2}\alpha_1 \alpha_2\right)\right) &= 1 - 2\alpha_1 - 2\alpha_2 \\ \tanh(\beta(\alpha_1^2 - \alpha_2^2)) &= 1 - 2\alpha_1 + 2\alpha_2. \end{aligned} \tag{40}$$

We will now show that for large enough β , these equations have at least two solutions. As shown in Lemma 15, there is always a constant $X = c \cdot \mathbf{1}$ is solution to the fixed point equation (7). It corresponds to the case $\alpha_2 = 0$; in this case the two equations both identify to $\tanh(\beta\alpha_1^2) = 1 - 2\alpha_1$. We must therefore show that for large enough β , there is a solution with $\alpha_2 \neq 0$.

Let us change variables in order to bring the equations to a more friendly form. Denote $x = \alpha_1 + \alpha_2$ and $y = \alpha_1 - \alpha_2$. Then $\alpha_1^2 - \alpha_2^2 = xy$, $\alpha_1^2 + \alpha_2^2 = \frac{1}{2}(x^2 + y^2)$ and $\alpha_1 \alpha_2 = \frac{1}{4}(x^2 - y^2)$, and (40) can be rewritten as

$$\begin{aligned} \tanh\left(\frac{\beta}{N-2}\left(\frac{N-4}{2}x^2 + \frac{N}{2}y^2\right)\right) &= 1 - 2x \\ \tanh(\beta xy) &= 1 - 2y. \end{aligned} \tag{41}$$

We now need to show that there exists a solution with $x \neq y$.

The matrix X has entries in $[0, 1]$, so we know that

$$\begin{aligned} 0 &\leq \alpha_1 - \alpha_2 \leq 1 \\ 0 &\leq \alpha_1 + \alpha_2 \leq 1. \end{aligned}$$

Hence x and y are also in $[0, 1]$. For the first equation in (41), if x is small enough, then there is a unique $y \in \mathbb{R}$ that satisfies it. Denote this y by $g(x)$; its range and domain will be calculated later. For the second equation, a unique $y \in (0, 1)$ exists for all $x \in [0, 1]$ since $\tanh(\beta xy)$ is an increasing function of y while $1 - 2y$ is a decreasing function of y . Denote this y by $h(x) : [0, 1] \rightarrow (0, 1)$.

Showing that a non-constant solution exists therefore requires showing that g and h intersect at a point for which $x \neq y$. Figure 3 shows that this is indeed the case for large enough β (by numerical calculations, the solution first appears at around $\beta \approx 22$, if we approximate $N - 4 \approx N - 2 \approx N$).

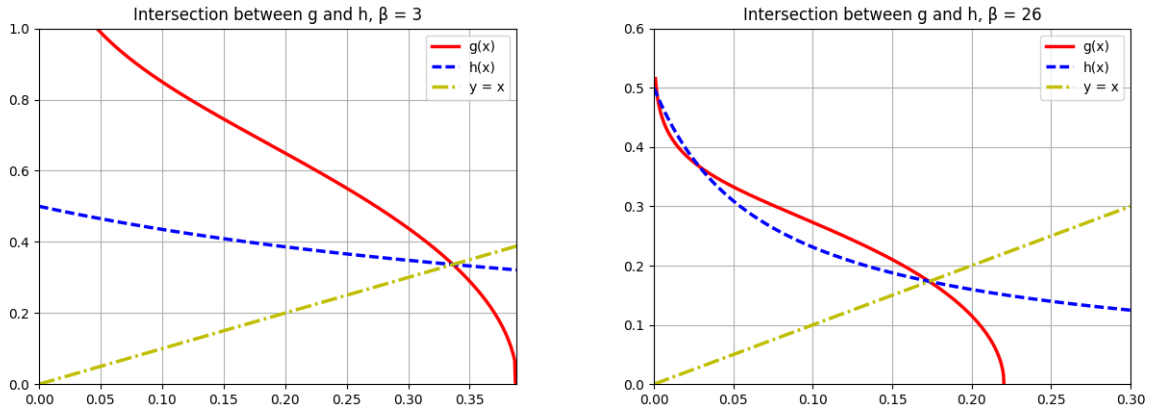


Figure 3: Two examples illustrating the behavior of g and h . For small β there is only one intersection between them, while for large β there are 3. For making these images, N was assumed large enough so that $N - 4 \approx N - 2 \approx N$.

Let us now grit our teeth and show this result analytically. First consider h . It satisfies the functional equation

$$\tanh(\beta x h(x)) - 1 + 2h(x) = 0.$$

At $x = 0$, we must have $h(0) = \frac{1}{2}$. Differentiating, we get

$$\frac{\beta(h(x) + xh'(x))}{\cosh^2(\beta x h(x))} + 2h'(x) = 0.$$

Isolating h' , we obtain

$$h'(x) = -\frac{\beta h(x)}{\beta x + 2 \cosh^2(\beta x h(x))}.$$

Thus h is decreasing. Forgoing calculations, differentiating again shows that h'' is positive. Hence h' is increasing, so we can bound h' by

$$\begin{aligned} h'(x) &\geq h'(0) \\ &= -\frac{\beta h(0)}{\beta \cdot 0 + 2 \cosh^2(\beta \cdot 0 \cdot h(0))} \\ &= -\beta/2. \end{aligned} \tag{42}$$

Now consider g . It satisfies the functional equation

$$\tanh\left(\frac{\beta}{N-2}\left(\frac{N-4}{2}x^2 + \frac{N}{2}g^2(x)\right)\right) - 1 + 2x = 0 \tag{43}$$

First let us calculate its domain.

There exists an $x_1 > 0$ such that $g(x_1) = 1$. Indeed, setting $g(x) = 1$, we have

$$\tanh\left(\frac{\beta}{2}\left(\frac{N-4}{N-2}x^2 + \frac{N}{N-2}\right)\right) = 1 - 2x.$$

At $x = 0$, the left hand side is equal to $\tanh\left(\frac{\beta}{2}\frac{N}{N-2}\right)$, which is smaller than 1. The left hand side is increasing as a function of x , while the right hand side is decreasing as a function of x , with derivative -2 . Hence a solution x_1 exists, with

$$x_1 \leq \frac{1 - \tanh\left(\frac{\beta}{2}\right)}{2}.$$

Using $\tanh(z) = \frac{1-e^{-2z}}{1+e^{2z}}$, this can also be written as

$$x_1 \leq \frac{1 - \frac{1-e^{-\beta}}{1+e^{-\beta}}}{2} = \frac{\frac{2e^{-\beta}}{1+e^{-\beta}}}{2} = \frac{2e^{-\beta}}{1+e^{-\beta}} \leq 2e^{-\beta}.$$

There exists an x_2 such that $g(x_2) = 0$. Indeed, setting $g(x) = 0$, we get

$$\tanh\left(\beta \frac{N-4}{2(N-2)}x^2\right) = 1 - 2x,$$

and a unique solution exists by Lemma 33. It is clear that for all $x_1 < x < x_2$, a unique solution exists for $g(x)$. Differentiating equation (43), we get

$$\frac{\frac{\beta}{N-2}((N-4)x + Ng(x)g'(x))}{\cosh^2\left(\frac{\beta}{N-2}\left(\frac{N-4}{2}x^2 + \frac{N}{2}g^2(x)\right)\right)} + 2 = 0,$$

and isolating g' , we obtain

$$g'(x) = \frac{-2 \cosh^2\left(\frac{\beta}{N-2}\left(\frac{N-4}{2}x^2 + \frac{N}{2}g^2(x)\right)\right) - \frac{\beta}{N-2}(N-4)x}{\beta g(x)}.$$

This is negative, and so g is decreasing. The domain of g is therefore $[x_1, x_2]$, and its range is $[0, 1]$.

We may now finally inspect the intersection of g and h . Let $\varepsilon = \frac{2}{\beta^2}$, and let β be large enough so that $\frac{1}{2}\varepsilon = \frac{1}{\beta^2} > 2e^{-\beta} > x_1$; this implies that $\varepsilon - x_1 \geq \frac{1}{\beta^2}$. By (42) and the fact that $h(0) = \frac{1}{2}$, we have that

$$\begin{aligned} h(\varepsilon) &\geq \frac{1}{2} - \varepsilon\beta/2 \\ &= \frac{1}{2} - \frac{1}{\beta}. \end{aligned}$$

Assume by contradiction that in the interval $[x_1, \varepsilon]$, there is no intersection between g and h . Since $g(x_1) = 1 > h(x_1)$, this means that in $g(x) > h(x)$ for the entire interval $[x_1, \varepsilon]$. In particular we have $g(x) > \frac{1}{2} - \frac{1}{\beta}$. We can then give a bound on the derivative g' :

$$\begin{aligned} g'(x) &= \frac{-2 \cosh^2 \left(\frac{\beta}{N-2} \left(\frac{N-4}{2} x^2 + \frac{N}{2} g^2(x) \right) \right) - \frac{\beta}{N-2} (N-4) x}{\beta g(x)} \\ &\leq \frac{-2 \cosh^2 (\beta g^2(x))}{\beta} \\ &\leq \frac{-2 \cosh^2 \left(\beta \left(\frac{1}{2} - \frac{1}{\beta} \right)^2 \right)}{\beta} \\ (\text{for } \beta > 4) &\leq \frac{-2 \cosh^2 \left(\beta \left(\frac{1}{4} \right)^2 \right)}{\beta} \\ &= \frac{-2 \cosh^2 \left(\frac{\beta}{16} \right)}{\beta}. \end{aligned}$$

We then have

$$\begin{aligned} g(\varepsilon) &\leq g(x_1) + (\varepsilon - x_1) \frac{-2 \cosh^2 \left(\frac{\beta}{16} \right)}{\beta} \\ &\leq 1 + \frac{1}{\beta^2} \frac{-2 \cosh^2 \left(\frac{\beta}{16} \right)}{\beta} \\ &= 1 - \frac{2 \cosh^2 \left(\frac{\beta}{16} \right)}{\beta^3}. \end{aligned}$$

This quantity goes to $-\infty$ as $\beta \rightarrow \infty$. This is a contradiction, as we assumed $g(x) \geq \frac{1}{2} - \frac{1}{\beta}$ in the interval $[x_1, \varepsilon]$. Thus for β large enough, the curves g and h intersect at a point $x^* \in \left[x_1, \frac{2}{\beta^2} \right]$. This intersection point satisfies $g(x^*) \geq \frac{1}{2} - \frac{1}{\beta}$; for $\beta > 4$, we have $y = g(x^*) > \frac{1}{4}$. However $x^* \leq \frac{2}{\beta^2} < \frac{1}{4}$. This intersection point does not satisfy $x = y$ and therefore does not correspond to the constant solution.

Finally, as $\beta \rightarrow \infty$, it is clear that $x^* \rightarrow 0$ and $y^* = g(x^*) \rightarrow \frac{1}{2}$, implying that $\alpha_1 \rightarrow \frac{1}{4}$ and $\alpha_2 \rightarrow -\frac{1}{4}$, meaning that X tends to the adjacency matrix of a bipartite graph. \square