

Robust Prediction and Control of Continuous-time Epidemic Processes

Nicholas J. Watkins, Cameron Nowzari, and George J. Pappas

Abstract—In this paper, we develop robust mechanisms for the prediction and control of a networked epidemic process. The work presented here is significant in that it addresses a long-standing open question in the field of control of networked epidemic processes by circumventing the need to heuristically approximate the system studied by mean-field models. This enables us to provide rigorous stochastic convergence guarantees on the epidemic model itself, improving over the mean-field type convergence results of most prior work. The prediction dynamics we construct follow from combining a multivariate comparison lemma, and the Fréchet approximation of joint probabilities. The controller we construct uses the prediction dynamics to compute control actions which guarantee exponential decay in the level of exposure and infection in the spreading graph, which in simulation are often less costly than heuristic control methods. As an application, we use the developed framework for optimizing the use of quarantines in containing the spread of an epidemic.

Index Terms—Epidemic Processes, Robust Control, Networked Systems.

I. INTRODUCTION

The dynamics of epidemic models have been an object of intense academic study for the past several decades, with work dating back at least as far as [1] in the 1970's. This is perhaps due to several factors. For one, it seems that there are myriad applications laying in wait for a well-understood theory of epidemic dynamics: message passing in complex wireless networks [2], competition between multiple mimetic behaviors in social networks [3], and the spread of biological disease have all been proposed as potential areas of application for mathematical models of epidemics. For another, much is left to be understood of the underlying mathematical models themselves; a recent review of this field can be found in [4]. Indeed, if this were not the case, there would be scarcely any need for further research.

Among the most important open problems in the field, understanding how to control the process in such a manner so as to be able to provide rigorous performance guarantees on the statistics of the process seems central. This problem arises from the complexity inherent in networked epidemic systems: the stochastic dynamics which describe the fundamental aspects of the process entangle the components of the system's state, making their analysis inherently difficult. It is typical for authors to address this problem by passing

to a form of mean-field type approximation (see, e.g., [5]), in which the random variables studied in the process are assumed to be uncorrelated with each other across time. This, in effect, assumes that the problems introduced by entanglement have only a weak effect on the evolution of the system, and as such, the resulting approximated probabilities are representations of the statistics of the process itself.

However, this approach is inherently heuristic. For sufficiently simple epidemic processes (see, e.g., [6]) the mean-field approach yields dynamics which provide an upper-bound for the expectation of the stochastic process. However, in general, this is not the case. Indeed, even for simple models with multiple compartments, simulations have shown standard mean-field approximations to be unreliable proxies for the statistics of the underlying stochastic process (see, e.g., [7]). As such, it remains a scientifically interesting question to develop control techniques for stochastic epidemic networked processes for which we can make rigorous claims about the statistics of the process. Indeed, understanding the nature of this problem has wide-reaching practical meaning as well. As the types of controls available to authorities for the prevention disease (such as placing people into quarantine) are often costly, understanding well how to optimize control resource usage while still being able to guarantee that the epidemic will end quickly is of critical importance to improving our ability to respond to future biological threats, such as the predicted increase in endemic diseases due to global climate change [8], or the eventual emergence of drug-resistant superbugs [9], [10].

There is relatively little work known to the authors in this area, to date. The earliest collection of epidemic control papers which have attempted to address control of stochastic epidemic models without mean-field approximation seem to be [11], [12], in which it is shown that for the standard continuous-time Susceptible-Infected-Susceptible (SIS) epidemic process, there exists a finite threshold for varying the healing parameter of the process, above which the process can be controlled to the disease-free equilibrium exponentially quickly, and below which it cannot. Additionally, they mathematically characterize a suboptimal controller for the processes, and characterize its sub-optimally. However, the computations required to implement this controller are known to be \mathcal{NP} -hard and inapproximable, so it remains an open problem to construct a controller for the continuous-time process wherein the required control decisions can be computed efficiently. The only other known work dealing with the control of stochastic networked epidemics is [13],

N.J. Watkins and G.J. Pappas are with the Department of Electrical and Systems Engineering, University of Pennsylvania, Philadelphia, PA 19104, USA, {nwat, pappasg}@upenn.edu. C. Nowzari is with the Department of Electrical and Computer Engineering, George Mason University, Fairfax, VA 22030, USA, cnowzari@gmu.edu.

in which - among other results - a limited lookahead model-predictive controller is developed for the standard discrete-time *SIS* process, which provably drives the epidemic to the disease-free state in expectation exponentially quickly.

The work we present in this paper develops an approach to controlling an arbitrary Susceptible-Exposed-Infected-Vigilant (*SEIV*) stochastic epidemic model to the set of disease-free states quickly, and in so doing provides a skeleton for a new approach for control of continuous-time epidemic models. By combining a vector-space comparison lemma with the Fréchet approximation for joint probabilities, we construct a dynamical model which provides a robust approximation to the expectation of the stochastic process. This robust approximation accounts for entanglement effects not by assuming them to be negligible, but by bounding the extent of their effect over time. Specifically, the dynamics we propose are such that each compartmental membership probability for the original stochastic process is upper- and lower-bounded by a state in our approximation dynamics. This knowledge allows a control designer to make predictions about the statistics of the process at future times, and to use those predictions for purposes of designing efficient controls online. By doing so, the realized performance of the controller has the potential to vastly outperform heuristic control policies. We believe studying such a controller will provide useful step in the process of understanding how to well control epidemic processes.

Statement of Contributions: The contributions of this paper can be partitioned into roughly three sets: those which develop a rigorous method of prediction for the continuous-time *SEIV* epidemic model, those which develop a framework for the predictive control of the continuous-time *SEIV* epidemic model, and those which demonstrate an application of predictive control of *SEIV* epidemics.

In the first category, we believe our work to be the first to use an extended multivariate comparison lemma and Fréchet joint probability approximations in order to pose approximated dynamics for an *SEIV* process in a continuous-time setting. Moreover, we show how to improve upon a naïve application of the Fréchet approximation, insofar that applying this approximation crudely results in a system where the upper- and lower- bounds may leave the unit interval - and thus no longer be any more informative than noting that the quantity to be approximated is itself a probability - whereas a slight alteration guarantees that the approximation always remain bounded to the unit interval, and indeed pointwise tighter than the naïve system.

In the second category, we believe our work to be the first implementation of predictive control to *SEIV* network epidemics. The only prior work known to the authors which are competitive in this area is contained in the collection of works [11], [12], which study the sub-optimal control of continuous-time *SIS* epidemic processes. However, the computations required to implement their control scheme are known to be \mathcal{NP} -hard and inapproximable, and as such, there is no known means of implementing it. In addition to considering the more general *SEIV* networked epidemic

model, the work presented here differs in that its focus is on providing a control which provides a guaranteed extinction rate using only computationally tractable techniques. Essentially, we gain computational tractability by sacrificing formal notions of sub-optimality. However, we show that the closed-loop performance of our controller still attains good performance characteristics, by proving that the growth in the time required to attain membership in the set of disease-free states is upper-bounded by a function which grows sublinearly with respect to the size of the initial infection.

In the third category, our contributions are most significant in that they provide a context in which to view the developed prediction and control mechanisms. As most of the results of this paper are developed in the abstract, the application section is the only wherein it can be confirmed that the developments can be applied in a concrete setting. In particular, we simulate the problem of deciding who to quarantine as an epidemic evolves in order to meet a specified exponential decay guarantee. Simulations show that the predictive controller regularly out-performs a heuristically designed feedback controller by a significant margin.

Organization of Remainder: The remainder of the paper is organized as follows. In Section II, we develop a detailed description of the *SEIV* epidemic model and state the problems we study in the paper in general terms. In Section III, we develop and refine a robust approximation to the *SEIV* epidemic model. In Section IV, we use the robust approximation dynamics to develop a predictive controller for the *SEIV* epidemic model. In Section V, we apply the developed robust predictive controller to a problem of minimizing the number of nodes put into quarantine in order to guarantee a specified exponential decay of the number of exposed and infected nodes in the system. In Section VI, we summarize the main results of the paper, and comment as to avenues for future work. •

Notation and Terminology: We use $\mathbb{R}_{\geq 0}$ to denote the set of non-negative real numbers, and $\mathbb{Z}_{\geq 0}$ denote the set of non-negative integers. We call a function $f(x)$ Lipschitz continuous if for all x in the function's domain, there exists some positive finite constant L_x such that $\|f(y) - f(z)\| \leq L_x \|y - z\|$ for all y and z in a neighborhood of x . Note that technically, such a function is *locally Lipschitz everywhere*. However, we only use the concept of Lipschitz continuity to guarantee the existence of solutions to differential equations, and so omitting the qualifiers causes no ambiguity.

We denote by $\mathbb{E}[X]$ the expectation of a random variable X . Note that when the measure of the expectation is clear from context, we omit it. When necessary, we explicitly include it as a subscript of the operator, i.e. $\mathbb{E}_\mu[X]$ is the expectation of X with respect to the measure μ . Likewise, when clear from context, we omit the initial condition of a stochastic process. When necessary, we explicitly include it as a bracketed superscript of the operator, i.e. $\mathbb{E}^{[x_0]}[X_t]$ the expectation of the t 'th element of a stochastic process $\{X_t\}$, given the initial condition $X_0 = x_0$. •

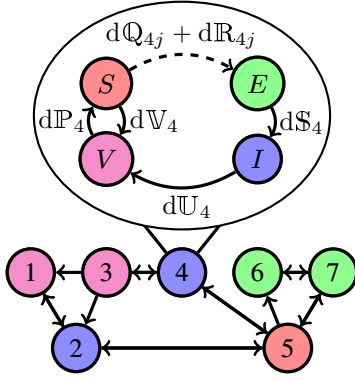


Fig. 1: A compartmental diagram of the *SEIV* process. The transition process for node 4 is explicitly illustrated, where we note that transitions from *S* to *E* are influenced by the random variables measured by measures of the form dQ_{4j} and dR_{4j} , transitions from *E* to *I* are influenced by random variables measured by dS_4 , transitions from *I* to *V* are influenced by random variables measured by dU_4 , transitions from *V* to *S* are influenced by random variables measured by dP_4 , and transitions from *S* to *V* are influenced by random variables measured by dV_4 .

II. MODEL AND PROBLEM STATEMENT

In this section, we formally develop the model and the problem we study in this paper. Certainly, the details of the *SEIV* model have been discussed elsewhere in the literature (see, e.g., [14]), and as such our purpose here is not in providing novelty, so much as context. The concepts and notation we develop here are vital to the main text.

A. Susceptible-Exposed-Infected-Vigilant Model

In this paper, we consider the dynamics of a generalized Susceptible-Exposed-Infected-Vigilant (*SEIV*) epidemic model. In this model, each agent in a population is represented in a directed spreading graph by a particular node, and at each time in the process, every node belongs to one of a set of the model's *compartments*, which on an intuitive level represent the stage of infection in which the agent currently resides. In the *SEIV* model, there are four principle types of model compartments: susceptible (denoted by the symbol *S*), exposed (denoted by the symbol *E*), infected (denoted by the symbol *I*), and vigilant (denoted by the symbol *V*). An illustrative graphic of this model is given in Figure 1.

Denote by $X(t)$ a stochastic vector containing the compartmental memberships of each node at time t . To make the notation as intuitive as possible, we index $X(t)$ in two dimensions: one which indicates the compartment which is being described, and the other the numerical label of the node. As such, we denote by $X_i^C(t)$ an indicator random variable, taking the value 1 if node i is in compartment C , where C is one of the symbols $C \in \{S, E, I, V\}$, and 0 otherwise. In this way, we see that for all times t , we have that $\sum_{C \in \{S, E, I, V\}} X_i^C(t) = 1$ for all i , as each node belongs to precisely one compartment at all times.

In this notation, the stochastic process induced by the *SEIV* model can be posed as a system of Itô integrals taken

with respect to measures of independent Poisson processes, given here as

$$\begin{aligned} dX_i^S &= X_i^V dP_i - X_i^S dV_i \\ &\quad - \sum_{j \in \mathcal{N}_i} (X_i^S X_j^E dQ_{ji} + X_i^S X_j^I dR_{ji}), \\ dX_i^E &= \sum_{j \in \mathcal{N}_i} (X_i^S X_j^E dQ_{ji} + X_i^S X_j^I dR_{ji}) - X_i^E dS_i, \quad (1) \\ dX_i^I &= X_i^E dS_i - X_i^I dU_i, \\ dX_i^V &= X_i^I dU_i + X_i^S dV_i - X_i^V dP_i, \end{aligned}$$

where dP_i is the probability measure induced by the Poisson process generating transition events which take node i from vigilant to susceptible, dQ_{ij} is the probability measure induced by the Poisson process generating transition events which take node i from susceptible to exposed through contact with node j when j is exposed, dR_{ij} is the probability measure induced by the Poisson process generating transition events which take node i from susceptible to exposed through contact with node j when j is infected, dS_i is the probability measure induced by the Poisson process which generates transition events which take node i from exposed to infected, dU_i is the probability measure induced by the Poisson process generating transition events which transition node i from infected to vigilant, and dV_i is the probability measure associated to the Poisson process which generates transitions from susceptible to vigilant. We aim to control the process detailed by (1) through the dynamics of its expectation.

Since the integrands of the Itô integrals of (1) are always finite, the process is square integrable. As such, a consequence of Itô's lemma is that the expectation operator and the Itô integral commute (see, e.g., [15, Theorem 3.20]), and the expectation of the probability measures of the Poisson processes become the rates of the process. Carrying this computation through, we may take the expectation of both sides of (1) to arrive at the integral equations

$$\begin{aligned} \mathbb{E}[X_i^S(t)] &= \int_0^t \mathbb{E}[X_i^V(h)]\alpha_i - \mathbb{E}[X_i^S(h)]\xi_i \\ &\quad - \sum_{j \in \mathcal{N}_i} (\mathbb{E}[X_i^S X_j^E(h)]\beta_{ji} + \mathbb{E}[X_i^S X_j^I(h)]\gamma_{ji})dh, \\ \mathbb{E}[X_i^E(t)] &= \int_0^t \sum_{j \in \mathcal{N}_i} (\mathbb{E}[X_i^S X_j^E(h)]\beta_{ji} + \mathbb{E}[X_i^S X_j^I(h)]\gamma_{ji}) \\ &\quad - \mathbb{E}[X_i^E(h)]\delta_i dh, \\ \mathbb{E}[X_i^I(t)] &= \int_0^t \mathbb{E}[X_i^E(h)]\delta_i - \mathbb{E}[X_i^I(h)]\zeta_i dh, \\ \mathbb{E}[X_i^V(t)] &= \int_0^t \mathbb{E}[X_i^I(h)]\zeta_i + \mathbb{E}[X_i^S(h)]\xi_i \\ &\quad - \mathbb{E}[X_i^V(h)]\alpha_i dh. \quad (2) \end{aligned}$$

Note that only ordinary Riemann integrals remain in (2), so we may apply the fundamental theorem of calculus (see, e.g., [16, Theorem 6.20]) to arrive at the system of ordinary,

nonlinear differential equations

$$\begin{aligned}
\frac{d\mathbb{E}[X_i^S]}{dt} &= \alpha_i \mathbb{E}[X_i^V] - \xi_i \mathbb{E}[X_i^S] \\
&\quad - \sum_{j \in \mathcal{N}_i} (\beta_{ji} \mathbb{E}[X_i^S X_j^E] + \gamma_{ji} \mathbb{E}[X_i^S X_j^I]), \\
\frac{d\mathbb{E}[X_i^E]}{dt} &= \sum_{j \in \mathcal{N}_i} (\beta_{ji} \mathbb{E}[X_i^S X_j^E] + \gamma_{ji} \mathbb{E}[X_i^S X_j^I]) \\
&\quad - \delta_i \mathbb{E}[X_i^E], \\
\frac{d\mathbb{E}[X_i^I]}{dt} &= \delta_i \mathbb{E}[X_i^E] - \eta_i \mathbb{E}[X_i^I], \\
\frac{d\mathbb{E}[X_i^V]}{dt} &= \eta_i \mathbb{E}[X_i^I] + \xi_i \mathbb{E}[X_i^S] - \alpha_i \mathbb{E}[X_i^V],
\end{aligned} \tag{3}$$

which are the object of our study in this paper. Note that (3) do not form a closed system, as they rely explicitly on knowledge of the second-order moments $\mathbb{E}[X_i^S X_j^E]$ and $\mathbb{E}[X_i^S X_j^I]$, for which we do not have dynamics. Moreover, it can be shown that the dynamics of the second-order moments depend on third-order moments, the dynamics of the third-order moments depend on the fourth-order moments, and so on until the dynamics entail the expectation of all $O(4^n)$ possible combinations of node-compartment states. Because such a representation is intractable for all but the smallest systems, most prior works considering the control of epidemic processes apply a mean-field *moment-closure* to the dynamics (3). This heuristic essentially assumes that the compartmental membership random variables of each node are uncorrelated, and as such replace the expectation of products of random variables by the product of expectations. While for particular model choices this treatment could be a good approximation (see, e.g., [5], [17] for discussion of the efficacy of this method as it pertains to the Susceptible-Infected-Susceptible model), it is not in general known how accurate it is.

Generally, the mean-field heuristic can only give weak guarantees of accuracy, e.g. the existence of a neighborhood in which error is bounded [18], and cannot predict whether the system over-approximates or under-approximates the model. Moreover, the systems constructed may over-approximate the model at some times, and under-approximate at others. This hinders a designer's ability to relate the states of the approximated system to the moments of the modeled system. This in turn prevents the development of rigorous performance guarantees for controllers which use the mean-field heuristic, such as those studied in [4], [19], [20]. Perhaps even more importantly, there are known examples for which performing moment closure via the mean-field heuristic has resulted in approximations which predict probabilities as being values strictly outside the unit interval [21], [22]. This, again, calls into question the efficacy of the technique. A main motivation of this paper is in developing a robust approximation to the expectation dynamics of an epidemic process in such a way so as to circumvent the issues associated with the mean-field heuristic.

B. Problem Statements

We focus this paper so as to address three core problems: (i) the construction of a robust approximation to epidemic expectation dynamics, (ii) the development of a predictive controller of the expectation of the epidemic moment dynamics, and (iii) the application of the developed controller to a concrete epidemic control problem. Together, the solutions of these problems present what is an entirely new method for predicting the evolution of an epidemic, and using that prediction for purposes of making rigorous control decisions.

With respect to the first of our problems, we define a *robust approximation* to mean an approximation to the expectation dynamics (3) such that at all times a rigorously demonstrable upper- and lower- bound is known for each expectation. This requirement is important, in that it allows a control designer explicit knowledge of worst-case possibilities, and as such allows for the design of rigorous control mechanisms.

Our second problem entails using the robust approximation dynamics developed as solutions to our first problem in order to control the *SEIV* epidemic process to the set of disease-free states quickly, while using as few control resources as possible. This is an important problem. While *SEIV* process will, under general assumptions, attain membership in the set of disease-free states asymptotically almost surely, an uncontrolled *SEIV* processes can remain in the subset of states in which disease exists for very long periods of time. Because of the asymptotic stability exhibited by the open-loop process, one can verify that the optimal-cost control which attains the disease-free state eventually is a controller which never takes action. Likewise, without a means of reigning in the extent of resource use, an optimal control designed to improve the time taken to attain the disease-free state will apply preventative resource to all nodes at all times. It then follows that reasonable controllers for the process will balance resource use rate with convergence rate, as the statement of our problem suggests.

Our third problem arises mainly from the need to demonstrate that the solutions developed to the first two problems have concrete applications. As such, we apply the results to the problem of optimizing quarantine usage in the event of an *SEIV* epidemic outbreak. The simulations presented for this application are by no means to suggest that this technology is developed to the point where it is ready to be deployed in the field in the event of a biological outbreak. However, they do show that the techniques developed herein can provide significant performance increases over heuristic practices. As such, there appears to be great promise in one day scaling and generalizing these techniques for use in more realistic scenarios.

III. ROBUST APPROXIMATION OF *SEIV*

In this section, we construct a robust approximation to the expectation dynamics of the *SEIV* process given by (3). We first demonstrate how combining an extension of the comparison lemma with the Fréchet approximation of joint probabilities can be used to develop a crude approximating

system, and then we show how the crude approximating system can be refined by further leveraging the structure of the process. Our objectives in this section are twofold. Most immediately, we need to develop the approximation dynamics for the *SEIV* process so as to be able to further advance along the discussion of our results in this paper. More abstractly, we seek to present our results in such a way so as to make clear how the essential arguments at use in our developments can be extended to other epidemic models.

A. Fréchet Approximation of Moment Dynamics

We begin our formal developments by constructing a naïve robust approximating system for the *SEIV* expectation dynamics (3). To present the developed system in a concise manner, we first need to introduce notation for the operators which characterize Fréchet inequalities. These operators play a central role in our results.

Lemma 1 (Fréchet Inequalities [23]) Define the operators

$$\mathcal{F}_\ell(y, z) \triangleq \max\{0, y + z - 1\}, \quad (4)$$

and

$$\mathcal{F}_u(y, z) \triangleq \min\{y, z\}. \quad (5)$$

Let \Pr be a probability measure on some event space Ω , and let A and B be events defined on Ω . Then, it holds that

$$\mathcal{F}_\ell(\Pr(A), \Pr(B)) \leq \Pr(A, B) \leq \mathcal{F}_u(\Pr(A), \Pr(B)). \quad (6)$$

The role of the Fréchet inequalities in our development is that of bounding error in the dynamics due to the entanglement caused by the appearance of cross-product terms in (3). To arrive at a crude approximating system, we use the Fréchet bounds to over-approximate the dynamics on the states we designate as upper bounds, and under-approximate the dynamics on the states we designate as lower bounds. The resulting approximating dynamics, along with their approximation guarantee is given in the following result.

Theorem 1 (Fréchet Approximation of *SEIV*) Consider the solutions of the system of nonlinear ordinary differential equations

$$\begin{aligned} \dot{\tilde{x}}_i^S &= \alpha_i \tilde{x}_i^V - \xi_i \tilde{x}_i^S - \sum_{j \in \mathcal{N}_i} \beta_{ij} \mathcal{F}_\ell(\tilde{x}_i^S, \tilde{x}_j^E) - \gamma_{ij} \mathcal{F}_\ell(\tilde{x}_i^S, \tilde{x}_j^I), \\ \dot{\tilde{x}}_i^S &= \alpha_i \tilde{x}_i^V - \xi_i \tilde{x}_i^S - \sum_{j \in \mathcal{N}_i} \beta_{ij} \mathcal{F}_u(\tilde{x}_i^S, \tilde{x}_j^E) - \gamma_{ij} \mathcal{F}_u(\tilde{x}_i^S, \tilde{x}_j^I), \\ \dot{\tilde{x}}_i^E &= \sum_{j \in \mathcal{N}_i} \beta_{ij} \mathcal{F}_u(\tilde{x}_i^S, \tilde{x}_j^E) + \gamma_{ij} \mathcal{F}_u(\tilde{x}_i^S, \tilde{x}_j^I) - \delta_i \tilde{x}_i^E, \\ \dot{\tilde{x}}_i^E &= \sum_{j \in \mathcal{N}_i} \beta_{ij} \mathcal{F}_\ell(\tilde{x}_i^S, \tilde{x}_j^E) + \gamma_{ij} \mathcal{F}_\ell(\tilde{x}_i^S, \tilde{x}_j^I) - \delta_i \tilde{x}_i^E, \\ \dot{\tilde{x}}_i^I &= \delta_i \tilde{x}_i^E - \eta_i \tilde{x}_i^I, \\ \dot{\tilde{x}}_i^I &= \delta_i \tilde{x}_i^E - \eta_i \tilde{x}_i^I, \\ \dot{\tilde{x}}_i^V &= \eta_i \tilde{x}_i^I + \xi_i \tilde{x}_i^S - \alpha_i \tilde{x}_i^V, \\ \dot{\tilde{x}}_i^V &= \eta_i \tilde{x}_i^I + \xi_i \tilde{x}_i^S - \alpha_i \tilde{x}_i^V, \end{aligned} \quad (7)$$

where $\tilde{x}(0) = X(0) = \tilde{x}(0)$. Then, for every compartment $C \in \{S, E, I, V\}$, the inclusion

$$\mathbb{E}[X_i^C(t)] \in [\tilde{x}_i^C(t), \tilde{x}_i^C(t)], \quad (8)$$

holds for all $t \geq 0$.

Since we establish the existence of a quantitatively better approximating system later in the paper, the express purpose of the result is to give detail to the process of developing a good approximating system. As such, we develop a meta-level proof here, with key steps stated formally as lemmas, and the technical arguments required for the lemmas' proofs given in the appendix.

Central to the argument supporting Theorem 1 is an extended version of the comparison lemma. Essentially, this result extends the standard comparison lemma (see, e.g., [24, Lemma 3.4]) to higher-dimensional spaces, where component-wise inequalities are used in the higher-dimensional space to establish an ordering. Formally, the result used is as follows:

Lemma 2 (Two-Sided Multivariate Comparison Lemma) Consider a system of differential equations

$$\dot{x} = f(x) \quad (9)$$

with $x \in \mathbb{R}^p$ and $f : \mathbb{R}^p \rightarrow \mathbb{R}^p$, and f Lipschitz continuous. Suppose \tilde{f} and \underline{f} are Lipschitz continuous vector functions defined on $\mathbb{R}^{p \times 2}$, where for each component i , we have that

$$f_i(z) \leq \tilde{f}_i(z, \tilde{z}) \quad (10)$$

holds everywhere on the set

$$\tilde{\mathcal{Z}}_i \triangleq \{(z, \tilde{z}) \in \mathbb{R}^{(p \times 3)} \mid \tilde{z}_i \leq z_i = \tilde{z}_i, z_j \leq \tilde{z}_j \leq \bar{z}_j, \forall j \neq i\},$$

and the inequality

$$\underline{f}_i(z, \tilde{z}) \leq f_i(z) \quad (11)$$

holds everywhere on the set

$$\underline{\mathcal{Z}}_i \triangleq \{(z, \tilde{z}) \in \mathbb{R}^{(p \times 3)} \mid z_i = \tilde{z}_i \leq \tilde{z}_i, z_j \leq \tilde{z}_j \leq \bar{z}_j, \forall j \neq i\}.$$

Then, the solutions to the system

$$\begin{aligned} \dot{\tilde{x}} &= \tilde{f}(\underline{x}, \tilde{x}), \\ \dot{\underline{x}} &= \underline{f}(\underline{x}, \tilde{x}), \end{aligned} \quad (12)$$

with initial conditions $\underline{x}(t_0) = x(t_0) = \tilde{x}(t_0)$, satisfy

$$x_i(t) \in [\underline{x}_i(t), \tilde{x}_i(t)] \quad (13)$$

for all i and $t \geq t_0$.

Proof : See Appendix A. •

Having established an appropriate version of the comparison lemma, all that remains to prove the theorem is to prove that the dynamics (12) satisfy the hypothesis of Lemma 2, where the approximation dynamics (12) are to be compared against the exact dynamics (3). We establish this correctness in the following result.

Lemma 3 (Veracity of Fréchet Approximation Dynamics) Define the sets $\tilde{\mathcal{Z}}_i$ and $\underline{\mathcal{Z}}_i$ as in the statement of Lemma

2, where we take $p = 4n$, so as to be able to map the $\mathbb{R}^{n \times \{S, E, I, V\}}$ space of the *SEIV* process to \mathbb{R}^p .

The inequality

$$\dot{x}_i^C(z, \bar{z}) \leq \frac{d\mathbb{E}[X_i^C]}{dt}(z) \quad (14)$$

holds everywhere on \tilde{Z}_i , and the inequality

$$\frac{d\mathbb{E}[X_i^C]}{dt}(z) \leq \dot{x}_i^C(z, \bar{z}) \quad (15)$$

holds everywhere on \tilde{Z}_i , for each $i \in \mathcal{V}$, and all $C \in \{S, E, I, V\}$.

Proof : See Appendix B. •

One may check that Theorem 1 is correct by means of combining the results of Lemma 2 and Lemma 3 appropriately. We give such a proof here for completeness.

Proof of Theorem 1:

Lemma 3 demonstrates that the dynamics of the approximating system (7) satisfy the hypothesis of Lemma 2. As such, the combination of Lemmas 2 and 3 demonstrate that the inclusion (8) holds for all time, given that the assumptions of Theorem 1 are satisfied. This concludes the proof. •

While the approximate predictions given by (12) are technically correct, they are not without fault. In particular, we may note that they include no mechanism for ensuring the approximate predictions to be bounded in the unit interval. This means that there is no way of ruling out the possibility that the solutions of the approximating dynamics (7) remain non-trivial for all time. In particular, once a particular component has an under-approximation guarantee that is below zero, or an over-approximation guarantee that is above one, a person would do just as well be approximating the expectation by noting that it forms a probability, and thus must trivially be an element of the unit interval. We address this issue by constructing a tighter approximation in the following subsection.

B. Refining the Fréchet Approximation Dynamics

As demonstrated by Figure 2, it so happens that the solutions of (12) may be poor predictors of the *SEIV* process. Indeed, it can be the case that the predicted probabilities are greater than one. In this subsection, we address this issue by leveraging the structure of the process to tighten the crude approximating system given by (12).

Central to our developments in this task is the following proposition, which rigorously demonstrates a means to compare two approximation systems. Intuitively, we have that if the uncertainty in one set of dynamics is less at every point in the state space of the system, then that system's dynamics produce tighter approximations. In order to rigorously compare the accuracy of the approximating systems, we must first define a useful metric with which to make the comparison.

Definition 1 (Uniform Distance of Functions) Let g and h be two continuous, bounded scalar functions defined on the

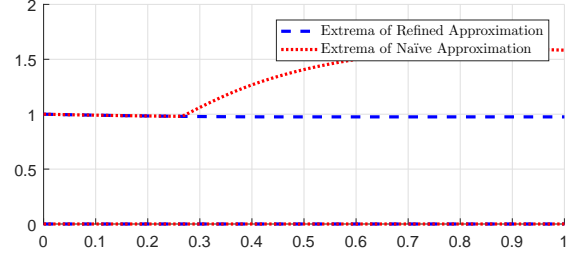


Fig. 2: A simulation of the robust predictors of the *SEIV* process. The maximum and minimum probability bounds for the crude Fréchet approximation system given by (12) are given by the red, dotted lines. The maximum and minimum probability bounds for the refined Fréchet approximation system given by (21) are given by the blue, dashed lines. Note that the extrema were calculated over the set of all trajectories for the system, for each simulation. Since we know that each pair of approximation trajectories are approximating probabilities, we know *a priori* that the quantity to be approximated should be in the unit interval, however the naïve system does not capture this aspect naturally, and is thus loose. The refined system successfully recovers this fact.

interval $[a, b] \subset \mathbb{R}$. We define the uniform distance between g and h as

$$d_{[a,b]}(g, h) = \max\{|g(z) - h(z)| \mid z \in [a, b]\}, \quad (16)$$

which we note as being equivalent to the value of the uniform norm of the function $r = g - h$, evaluated over the interval $[a, b]$.

Using the uniform distance between the under- and over-approximations of the marginal probabilities as our measure of quality, we can show that making systematic adjustments to the approximation dynamics can produce approximating systems with improved accuracy. The following proposition formalizes this notion.

Proposition 1 (Constructing Tighter Approximations) Consider the functions \underline{f} and \bar{f} defining the dynamics (12), and let $\{x, \bar{x}\}$ be the solutions of (12). Suppose \underline{f} and \bar{f} are Lipschitz continuous functions on $\mathbb{R}^{p \times 2}$ which satisfy

$$[f_i(z, \bar{z}), \bar{f}_i(z, \bar{z})] \subseteq [\underline{f}_i(z, \bar{z}), \bar{f}_i(z, \bar{z})] \quad (17)$$

for all $(z, \bar{z}) \in \mathbb{R}^{p \times 2}$. Then, the system

$$\begin{aligned} \dot{x} &= \underline{f}(x, \bar{x}), \\ \dot{\bar{x}} &= \bar{f}(x, \bar{x}), \end{aligned} \quad (18)$$

has solutions $\{x, \bar{x}\}$ which satisfy

$$d_{[t_0, T]}(x_i, \bar{x}_i) \leq d_{[t_0, T]}(x_i, \tilde{x}_i) \quad (19)$$

for all i , and any time $T \geq t_0$.

Proof : See Appendix C. •

While formal proof of Proposition 1 is given in Appendix C, we pause here to give a basic insight to its supporting argument. While similar in principle to Lemma 2, Proposition 1 relies more directly on a well-known comparison lemma from the theory of monotone dynamical systems, the Kamke-Müller lemma (see, e.g. [25]). In its most basic form, the Kamke-Müller lemma states comparisons between the solutions of one dynamical system, evolving from two distinct

initial conditions which satisfy some ordering. However, it is well known that this type of comparison can be made for the solutions of two distinct dynamical systems, provided certain ordering conditions hold. Specifically, the result we use in this paper is stated as follows, written here in the language and notation of our work:

Lemma 4 (Extended Kamke-Müller Lemma) *Let f and g be Lipschitz continuous vector functions on \mathbb{R}^p , and consider the nonlinear dynamical system*

$$\begin{aligned}\dot{x} &= f(x) \\ \dot{y} &= g(y).\end{aligned}$$

If for each i , the inequality

$$f_i(\underline{z}) \leq g_i(\bar{z})$$

holds everywhere on the set

$$\mathcal{Z}_i \triangleq \{(z, \bar{z}) \in \mathbb{R}^{p \times 2} \mid z_i = \bar{z}_i, z_j \leq \bar{z}_j, j \neq i\},$$

and it holds that $x(t_0) = y(t_0)$, then it also holds that $x_i(t) \leq y_i(t)$ for all $t \geq t_0$, and all $i \in [p]$.

Proof : This is a restatement of a known result, see, e.g. [25, Section 3.1]. We restate it here for the convenience of the reader, to unify notation with the presentation in this paper. •

From this statement, we can see intuitively that by enforcing the initial conditions of the two systems to be equal, and applying Lemma 4 twice, we have that the inner-approximating system will always be tighter than the outer-approximating system, proving Proposition 1. Of course, a more complete argument is provided for the reader's reference in the appendix.

Proposition 1 gives a means for tightening the crude approximation given by (12). However, to state the refined approximating system we develop concisely, we need to introduce some new notation. The most significant modification over (12) required to ensure all estimates remain bounded to the unit interval is in ensuring the dynamics of each predictor are non-increasing when the predictor is equal to one, and non-decreasing when the predictor is equal to zero. To accomplish this, we introduce complement bounds to the dynamics, which we define as follows.

Definition 2 (Complement Bounding Operator) Let $C \in \{S, E, I, V\}$ be a compartmental label of the *SEIV* spreading process. We define the complement upper-bounding operator associated to C as the nonlinear operation

$$\bar{B}_i^C y \triangleq \min\{1 - \bar{x}_i^C, y\}. \quad (20)$$

In essence, we see that improvements over (12) can be made if we replace all instances of variables which can cause un-bounded growth or decay with appropriate complement bounds. By doing so systematically, we arrive at a better approximating system, which we give here in Theorem 2.

Theorem 2 (Refined Fréchet Approximation of *SEIV*) *Consider the solutions of the system of nonlinear ordinary differential equations*

$$\begin{aligned}\dot{x}_i^S &= \alpha_i \bar{B}_i^S \bar{x}_i^V - \xi_i \bar{x}_i^S - \sum_{j \in \mathcal{N}_i} \beta_{ij} \mathcal{F}_\ell(\bar{x}_i^S, x_j^E) - \gamma_{ij} \mathcal{F}_\ell(\bar{x}_i^S, x_j^I), \\ \dot{x}_i^S &= \alpha_i x_i^V - \xi_i x_i^S - \sum_{j \in \mathcal{N}_i} \beta_{ij} \mathcal{F}_u(x_i^S, \bar{x}_j^E) - \gamma_{ij} \mathcal{F}_u(x_i^S, \bar{x}_j^I), \\ \dot{x}_i^E &= \sum_{j \in \mathcal{N}_i} \beta_{ij} \mathcal{F}_u(\bar{B}_i^E \bar{x}_i^S, \bar{x}_j^E) + \gamma_{ij} \mathcal{F}_u(\bar{B}_i^E \bar{x}_i^S, \bar{x}_j^I) - \delta_i \bar{x}_i^E, \\ \dot{x}_i^E &= \sum_{j \in \mathcal{N}_i} \beta_{ij} \mathcal{F}_\ell(x_i^S, x_j^E) + \gamma_{ij} \mathcal{F}_\ell(x_i^S, x_j^I) - \delta_i x_i^E, \\ \dot{x}_i^I &= \delta_i \bar{B}_i^I \bar{x}_i^E - \eta_i \bar{x}_i^I, \\ \dot{x}_i^I &= \delta_i x_i^E - \eta_i x_i^I, \\ \dot{x}_i^V &= \eta_i \bar{B}_i^V \bar{x}_i^I + \xi_i \bar{B}_i^V \bar{x}_i^S - \alpha_i \bar{x}_i^V, \\ \dot{x}_i^V &= \eta_i x_i^I + \xi_i x_i^S - \alpha_i x_i^V,\end{aligned} \quad (21)$$

where $x(0) = X(0) = \bar{x}(0)$. Then, for every compartment $C \in \{S, E, I, V\}$, the inclusions

$$\mathbb{E}[X_i^C(t)] \in [\underline{x}_i^C(t), \bar{x}_i^C(t)] \subseteq [0, 1], \quad (22)$$

and

$$[\underline{x}_i^C(t), \bar{x}_i^C(t)] \subseteq [\underline{x}_i^C(t), \tilde{x}_i^C(t)] \quad (23)$$

hold for all $t \geq 0$, where $\underline{x}_i^C(t)$ and $\tilde{x}_i^C(t)$ are used to denote the under- and over-approximation of the i 'th component of the expectation of compartment C 's indicator with respect to the dynamics (12), respectively.

Proof : See Appendix D. •

One can check that (23) immediately implies that

$$\max_{i,C} \{d_{[t_0, T]}(\underline{x}_i^C, \bar{x}_i^C)\} \leq \max_{i,C} \{d_{[t_0, T]}(\underline{x}_i^C, \tilde{x}_i^C)\}$$

holds, i.e. that the approximating system (21) gives better approximations to the underlying probabilities than (12) at all times, with respect to uncertainty as measured by the uniform distance of the trajectories. We can think of the process that we have used to arrive at (21) from (3) as one of successively pruning the set of trajectories permitted by the approximating systems. In the step where we moved from (3) to (12), we used the Fréchet probability bounds to constrain the set of trajectories our system may admit as solutions to the a superset of the set of probability measures the Fréchet approximations permit. In moving from (12) to (21), we further restrict the set of solutions to those which satisfy simple complementarity bounds. For purposes of brevity, this is as far as we formally take the discussion of forming approximation dynamics in this paper. However, it should be noted that further pruning can be done, such as those briefly mentioned in the following remark.

Remark 1 (Further Pruning of the Trajectory Set) The predictions produced by propagating the refined approximating system forward can still be improved upon by further leveraging the fact that the sum of the expectation of the random variables being approximated must be normalized to

one. Consider predicting the probability with which a node is either exposed or infected. Then, we have

$$\begin{aligned} \mathbb{E}[X_i^E(t) + X_i^I(t)] \\ \leq \min\{\bar{x}_i^E(t) + \bar{x}_i^V(t), 1 - \bar{x}_i^S(t) - \bar{x}_i^V(t)\} \end{aligned}$$

and

$$\begin{aligned} \mathbb{E}[X_i^E(t) + X_i^I(t)] \\ \geq \max\{\bar{x}_i^E(t) + \bar{x}_i^V(t), 1 - \bar{x}_i^S(t) - \bar{x}_i^V(t)\} \end{aligned}$$

for all $t \geq 0$. While these improvements can in principle only improve the prediction accuracy, the performance increase is only modest in our experiments. Since the notation involved is somewhat cumbersome, we limit the extent of discussion on this topic in this paper to only this remark. •

IV. ROBUST PREDICTIVE CONTROL OF *SEIV*

In this section, we move on from the problem of constructing robust approximate predictors for the *SEIV* process to the problem of developing a predictive controller. Before describing the details of our control method, we first pause to formalize our problem further.

A. Uniform Elimination Rate Control

Intuitively, our goal is to drive the epidemic to the set of disease-free states quickly, while not using a large amount of control resources. To formalize this problem, we need to define formal abstractions which detail how the controller interacts with the spreading network, what the cost of the control actions are, and how to judge the speed of convergence.

We assume that there exists some abstract set of actions Ξ which the controller may apply to the network in order to vary the spreading parameters of the network online, as a means of epidemic control. As such, we define a control policy to be a map which takes the observed state of the process $X(t)$, and applies an action ξ to the spreading network, in order to set the networks spreading parameters to a particular configuration $\Theta(\xi)$. Each action is paired with a specified implementation cost, $\mathcal{C}(\xi)$. Our goal in this section is demonstrating an abstract means of computing a control policy u which guarantees that the *SEIV* epidemic attains the set of disease-free states quickly, while using relatively few resources, as measured by the maximum incremental cost exhibited by the controller, $\max_{t \geq 0} \{\mathcal{C}(u(X(t)))\}$. Note that the incremental cost is a good measure of *how quickly* consumable resources are consumed, or *how many* infrastructural resources are needed to implement the controller. This is an important aspect, in that acquiring and/or manufacturing resources for purposes of use for epidemic control can be complicated logistically [8], and so limiting their rate of consumption or the need for their construction, is vital for efficient control. We show in Section V how the incremental cost can be used as a proxy for modeling the number of beds needed to implement an effective quarantine during an epidemic outbreak.

As a formal notion for characterizing how quickly the designed controller attains membership in the set of disease-free states, we define the elimination time of a *SEIV* process as follows:

Definition 3 (Elimination Time) The elimination time τ_{elim} of an *SEIV* epidemic is defined to be the first time at which all nodes are in neither the exposed nor infected compartment, i.e. $\tau_{\text{elim}} \triangleq \inf\{t > 0 \mid \ell(X(t)) = 0\}$, where $\ell(X(t)) \triangleq \sum_{i \in \mathcal{V}} X_i^E(t) + X_i^I(t)$.

Because the *SEIV* process converges to the disease-free set in finite time under mild conditions, but can spend a very large amount of time before doing so, the principal motivation for designing a controller for the process is ensuring that the elimination time remain small. However, by only focusing on optimizing the elimination time of the process without paying mind to the amount of control resources used, we can quickly arrive at mathematical abstractions which apply control resources to all nodes at all times. Hence, we seek to balance the amount of time taken to arrive at the set of disease-free states against the cost of arriving at that set. To be certain, there are many ways of formulating mathematical abstractions for performing such a balance. However, in this paper we do so by designing uniform elimination rate controllers.

Fix any $\Delta t > 0$, and let $T_{\Delta t}$ be the set of sampling times generated by sampling the state at increments of Δt starting at time 0, i.e.

$$T_{\Delta t} \triangleq \{t \in \mathbb{R}_{\geq 0} \mid t = \Delta t k, k \in \mathbb{Z}_{\geq 0}\}. \quad (24)$$

Formally, the guarantee that we wish to provide is given by the concept of r -uniform exponential elimination on the set of sampling times, stated as follows.

Definition 4 (r -Uniform Exponential Elimination on a Set) Fix some rate $r > 0$, and some sampling rate $\Delta t > 0$. We say that a given resource allocation policy u r -uniformly exponentially eliminates an *SEIV* epidemic from a network on the set $T_{\Delta t}$ if

$$\mathbb{E}_u[\ell(X(t))] \leq \ell(x_0)e^{-rt}, \quad (25)$$

holds for any initial state x_0 and all $t \in T_{\Delta t}$.

Note that this notion of convergence guarantees that whenever the state is sampled, it has decayed in expectation by a factor that is related by a decaying exponential to the length of time since the last sample was taken. This is to say that the requirement that convergence be uniform with respect to $X(0)$, guarantees further that any such controller satisfies

$$\mathbb{E}_u[\ell(X(t + \Delta t)) \mid X(t)] \leq \ell(X(t))e^{-r\Delta t}, \quad (26)$$

for whenever the state is sampled, and whatever state $X(t)$ the system happens to be in at the time. We use this notion of stability because it enforces the desirable performance property that the controller always take action so as to ensure that, in expectation, the extent of the disease's infection in the network always decays. This allows a controller designer to consider the trade-off between the rate of resource usage

and the decay rate of infection by tuning a single parameter, the decay-rate guarantee r .

While this much is perhaps obvious, it is not immediately apparent that such controllers can be computed efficiently, neither is it obvious that using such a controller will give us a strong guarantee on the expected elimination time. The problem we address in the remainder of this section is that of demonstrating that both of these concerns can be addressed with a positive answer, given that a heuristic specifying a feasible base policy can be identified.

B. Online Computation of Controllers

We start by developing an algorithm capable of finding non-trivial r -uniform elimination rate controllers for the $SEIV$ process. The only significant required input for the controller is the identification of a base heuristic policy which guarantees that the r -uniform elimination rate decay constraint can be satisfied at state of the process. While one may argue that identifying such a heuristic may be difficult for mathematically general actuation models for the system, we show in Section V how such a heuristic policy can be constructed for the problem of selectively quarantining nodes from the general population. More broadly, problems with respect to the control of biological epidemics often seem to have trivial - but costly - base heuristic policies which can be employed. If one considers the problem of allocating protective clothing, we similarly can think of “provide everyone with protective clothing,” as a base heuristic, with similar considerations holding for problems of medicine allocation.

Algorithm 1 Online Policy Generation Algorithm

Initialize:

- 1: Define base policy u_b ;
- 2: Define policy optimizer $\text{Optimize}(\cdot)$;
- 3: Define policy to parameter map $\Theta(\cdot)$;
- 4: Select a sampling rate $\Delta t > 0$;

Main Program:

- 1: **for** $t \in \mathbb{R}_{\geq 0}$ **do**
 - 2: **if** $t \in T_{\Delta t}$ **then**
 - 3: $\xi \leftarrow \text{Optimize}(X(t), u_b, \Delta t)$;
 - 4: $(\alpha, \beta, \gamma, \delta, \eta) \leftarrow \Theta(\xi)$;
 - 5: **end if**
 - 6: **end for**
-

We consider control policies generated by Algorithm 1, where u_b is a base heuristic policy that ensures that the rate-decay constraint is satisfied, Optimize is a function which maps the current state of the process, the base policy, and the sampling rate to a control action to be taken which satisfies the decay-rate constraint, and Θ is a function which maps the control action taken to a set of spreading parameters. Essentially, Algorithm 1 is an abstraction for economic model predictive control (EMPC) (see, e.g., [26]), where we have specialized notation to our setting. Our approach here is distinct from standard EMPC literature, in that the systems studied in EMPC are typically deterministic. In our setting,

stochasticity is an essential feature of the dynamics of our system, and so must be explicitly treated.

Note that this algorithm is defined in a mathematically abstract way so as to accentuate the generality of the analysis to follow. We show in Section V how Algorithm 1 can be applied to a problem of selectively quarantining individuals from the population, in which the control actions are defined as decisions as to whether or not each node should be quarantined at a particular time. Formally, we can show that under the control of Algorithm 1, the controlled $SEIV$ process is r -uniform exponentially eliminated from the network with respect to the set of sampling times $T_{\Delta t}$. This is stated formally in Theorem 3.

Theorem 3 (r -Uniform Exponential Elimination with Online Policy Generation) *Let x_0 be the initial state of the $SEIV$ process, choose any $r > 0$, and any $\Delta t > 0$. Suppose a base policy u_b exists such that*

$$\mathbb{E}_{u_b}[\ell(X(t + \Delta t)) | X(t)] \leq \ell(X(t))e^{-r\Delta t}, \quad (27)$$

for all $t \in T_{\Delta t}$. Then, the evolution of $SEIV$ process under the policy u_o generated by Algorithm 1 satisfies

$$\mathbb{E}_{u_o}^{[x_0]}[\ell(X(t))] \leq \ell(x_0)e^{-rt}, \quad (28)$$

for all $t \in T_{\Delta t}$.

Proof : See Appendix F. •

The proof of Theorem 3 follows from an induction argument, which makes appeals to the expectation decay constraint (27) and fundamental tools from the theory of probability. As the techniques used in the proof are not themselves innovative, we leave further details of the argument to the appendix. Given the level of abstraction of this result, one may legitimately wonder if there are any concrete applications which fit into this abstraction. We provide such an application in Section V, in which we show that the developed framework can be applied to the problem of deciding which of the n nodes of the graphs must be quarantined in order to satisfy the decay constraint.

C. Analysis of Controlled $SEIV$ Elimination Time

Having now established that non-trivial r -uniform elimination rate controllers can be computed tractably provided that a base heuristic policy can be identified, we address the problem of analyzing the closed-loop system’s elimination time. While it is intuitive that an $SEIV$ process in which the total count of exposed and infected nodes decays exponentially quickly will have a small elimination time, there is no immediately apparent link between the two concepts. Fortunately, one can show that such a link *does* exist. We state an upper-bound on the expectation of the elimination time of $SEIV$ process under r -uniform elimination rate controllers in the following theorem.

Theorem 4 (Upper-Bound on Expected Elimination Time) *Suppose the $SEIV$ process evolves under the*

policy u_o generated by Algorithm 1. Then, the expected elimination time satisfies

$$\mathbb{E}_{u_o}^{[x_0]}[\tau_{elim}] \leq \tau_1 + \frac{e^{-r\frac{\tau_1}{\Delta t}}}{1 - e^{-r}} \ell(x_0), \quad (29)$$

where τ_1 is the first time in the sampling time set such that the expected number of exposed and infected nodes is less than one, which can be shown to be

$$\tau_1 = \left\lceil \frac{\log(\ell(X(0)))}{r\Delta t} \right\rceil \Delta t. \quad (30)$$

Proof : See Appendix G. •

The proof of Theorem 4 proceeds by upper-bounding the integrand used to evaluate the expectation of the elimination time, and then evaluating the resultant bounding sum. The required argument is nontrivial in that it uses the expectation decay induced by r -uniform elimination rate controllers in order to implicitly restrict the probability that the process is not in a disease-free state at a future time. This proof relies critically on the fact that the expected number of infected and exposed nodes decays exponentially quickly, as if this were not the case, the approximation used for the integrand would not be integrable, and the resulting approximation trivial.

As most analysis concerning the fact that the elimination time of the process is finite for epidemic process is done in the context of static spreading graphs, and our method of control inherently makes the graph time-varying, we prove here that a consequence of having a finite bound on the expectation of the elimination time of the process *implies* that the elimination time is almost surely finite.

Theorem 5 (Almost Sure Finite Elimination Time) Consider an SEIV process evolving under a controller which demonstrates r -uniform exponential elimination on the set $T_{\Delta t}$. Then, it holds that the elimination time τ_{elim} is finite almost surely, i.e.

$$\Pr(\tau_{elim} < \infty) = 1.$$

Proof : See Appendix E. •

The proof of Theorem 5 follows from a limiting argument, after constructing an appropriate bound on the tail probability of interest. Note that boundedness of expectation does *not* in general imply almost sure boundedness for a particular random variable. The result we present here relies critically on the fact that the elimination time is a non-negative random variable, in which case the result follows generally.

It is worth noting that the similar arguments as those used to bound the elimination time of the process can be used to bound the elimination cost of the controller, i.e. the total cost of all resources used to mitigate the disease while the disease is ongoing. We leave detailed analysis as to the elimination cost performance of the controller as a topic for future work, however by examining the argument of Theorem 4 closely, we can see that the following corollary holds:

Corollary 1 (Elimination Cost Bound) Let C_{max} be the maximum cost of any control action which can be taken by the controller, and $\mathcal{C}(u(X))dt$ be the instantaneous cost of a

particular control policy u , and a particular state X . It then follows that the elimination cost of the controller is bounded above as follows under a controller which r -uniformly eliminates the process from the network with respect to $T_{\Delta t}$:

$$\mathbb{E} \int_0^\infty \mathcal{C}(u(X(t)))dt \leq \left(\tau_1 + \frac{e^{-r\frac{\tau_1}{\Delta t}}}{1 - e^{-r}} \ell(x_0) \right) C_{max},$$

where τ_1 is defined as in Theorem 4.

Corollary 1 provides us with an upper-bound on the expected cost of the implemented controller which grows at worst sub-linearly with respect to the size of the initial infection. While this bound is not tight, it does serve to demonstrate analytically that the performance of the controller is good, in that it can not decay quickly with respect to the number of initially infected nodes.

V. APPLICATION: OPTIMIZING QUARANTINE USE

We consider the problem of strategically removing nodes from the spreading graph in order to efficiently drive an SEIV epidemic to extinction exponentially quickly at a uniform rate, while ensuring that the rate of resource use is kept as low as possible. This is a mathematical model for the practical problem of deciding who to quarantine, and for how long, in the presence of an epidemic contagion. Note that, in the context of this problem, the maximum realized resource use rate is the number of quarantine beds needed throughout the course of the epidemic, and as such provides a reasonable index for evaluating the cost of the controller. Furthermore, given that world governments are currently in the process of providing disease control agencies with sweeping authority to quarantine individuals exposed to infectious disease (see, e.g., the recent U.S. bill [27]) despite recommendations from the medical community (see, e.g., [28]), understanding the mathematics of when quarantining is necessary for the control of a disease is of up-most importance in the practice of disease control.

Denoting by ξ an n -dimensional vector in which $\xi_i = 1$ if and only if the i 'th node is removed and $\xi_i = 0$ otherwise, we may represent our action space as $\Xi = \{0, 1\}^n$. We model quarantining a node by removing its outgoing edges from the spreading graph, i.e. we have for all pairs (i, j) , the exposure rates have the functional form

$$\beta_{ij}(\xi_j) \triangleq \bar{\beta}_{ij} - \bar{\beta}_{ij}\xi_j, \quad (31)$$

and

$$\gamma_{ij}(\xi_j) \triangleq \bar{\gamma}_{ij} - \bar{\gamma}_{ij}\xi_j, \quad (32)$$

where each ξ_j is restricted to the set $\{0, 1\}$. For simplicity, we assume that cost of quarantining nodes is additive, and so we may represent the cost of a particular quarantine strategy is

$$\mathcal{C}(\xi) \triangleq \sum_{i \in \mathcal{V}} C_i \xi_i. \quad (33)$$

Informally, our goal in this section is to minimize the cost of implementing a quarantine strategy, subject to a guarantee that at every time in a countably infinite set of sampling

times, the magnitude of the epidemic decays at a given exponential rate. Our goal is not to find an optimal controller for the infinite horizon optimal cost problem, nor the problem of optimizing the time to attaining the disease-free set. As stated throughout the paper, our goal is to balance the time required to eliminate the epidemic from the network against the resource consumption rate required to implement the controller, by way of appropriately selecting the desired decay rate r . This is an important task in and of itself, as the task of procuring and/or manufacturing resources for the control of epidemics is itself difficult. Limiting the rate at which resources are consumed eases this logistical burden.

A. Total Quarantine Policy

As noted in Section IV, our control scheme assumes the existence of a base policy which always satisfies the required expectation decay constraint. We now define and analyze such a heuristic policy for the quarantine problem studied in this section. The policy, which we refer to as the total quarantine policy, removes nodes which are either exposed to or infected by the disease at each time that the state of the process is network is observed. Intuitively, this is a mathematical model for what is implemented in the event of serious disease outbreak (e.g., the response to the Ebola epidemic of 2014 [28]). This procedure is guaranteed mathematically to eliminate the contagion from the network exponentially quickly, as we show in the following result.

Theorem 6 (Convergence of Total Quarantine Policy)

Suppose η_i and δ_i are distinct for all $i \in \mathcal{V}$, choose $r < \min\{\eta_i, \delta_i\}$ for all i , and Δt to satisfy

$$\frac{\log(\max\{\delta_i, \eta_i\}) - \log(|\eta_i - \delta_i|)}{\min\{\delta_i, \eta_i\} - r} \leq \Delta t, \quad (34)$$

for all $i \in \mathcal{V}$.

Then, the evolution of the SEIV process satisfies

$$\mathbb{E}_{u_{\text{tot}}}[\ell(X(t + \Delta t)) | X(t)] \leq \ell(X(t))e^{-r\Delta t} \quad (35)$$

under the total quarantine policy u_{tot} , which for each $t \in T_{\Delta t}$, has the controller quarantine all exposed and infected nodes from the network during the interval $[t, t + \Delta t]$.

Proof : See Appendix H. •

Note that the statement requiring η_i and δ_i to be distinct is one of explanatory convenience. In particular, our analysis relies on solving a particular system of linear ordinary differential equations, of which η_i and δ_i are the eigenvalues. By requiring that they be distinct, we simplify the required proofs to only having to consider one possible type of solution. Of course, the analysis can be done just as easily in the case that $\delta_i = \eta_i$, however the principle components of the argument are the same, and thus are left out of the paper.

It should also be noted that in general, the total quarantine policy analyzed in Theorem 6 is conservative. It removes more nodes from the network than is really required to eliminate the epidemic exponentially quickly. Our central purpose in identifying this heuristic policy in this subsection is in providing a reasonable default action for a feedback controller, which we develop in the following subsection.

B. Predictive Quarantine Policies

We now shift our focus to developing a controller which uses observations of the process to enable feedback control. We use the total quarantine policy developed in Section V-A as a base policy which is guaranteed to provide the convergence stipulated required by our problem. We use the stochastic optimization routine given in Algorithm 2 in order to identify improvements over the total quarantine base policy.

Corollary 2 (Feasibility of Predictive Quarantine Policies) Suppose η_i and δ_i are distinct for all $i \in \mathcal{V}$, choose $r < \min\{\eta_i, \delta_i\}$ for all i , and Δt to satisfy

$$\frac{\log(\max\{\delta_i, \eta_i\}) - \log(|\eta_i - \delta_i|)}{\min\{\delta_i, \eta_i\} - r} \leq \Delta t, \quad (36)$$

for all $i \in \mathcal{V}$. Then, at any state $X \in \mathcal{X}$, and any $t \in T_{\Delta t}$, there exists a node quarantining action $\xi \in \{0, 1\}^n$ such that

$$\mathbb{E}[\ell(X(t + \Delta t)) | X(t)] \leq \ell(X(t))e^{-r\Delta t}, \quad (37)$$

holds.

Proof : Follows immediately from Theorem 6. •

Note that the conditions for the existence of a feasible controller given by Corollary 2 are only sufficient. Among other possibilities, we can find sufficient conditions in which $\eta_i = \delta_i$ hold as well, which serves to demonstrate the the set of feasible conditions given by (2) are a strict subset of the set of all feasibility conditions. The control problem studied here is highly complex, stochastic, and nonlinear, so finding a tighter characterization of the feasible set would be itself an interesting topic for future research. We speak of the topic no further here.

Algorithm 2 Multi-Start Predictive Policy Generation

Initialization:

- 1: Define feasible base solution $u_b(X(t))$.
- 2: Randomly sample set of solutions \mathbb{Z}_{test} .
- 3: Initialize set of candidate solutions $\mathbb{Z}^* \triangleq \{u_b\}$.

Main Program:

- 1: **for** $\xi \in \mathbb{Z}_{\text{test}}$ **do**
- 2: **if** ξ is feasible **then**
- 3: $\mathcal{I} \triangleq \{i \in \mathcal{V} \mid u_i = 1\}$;
- 4: **if** $\xi - e_i$ is feasible for some $i \in \mathcal{I}$ **then**
- 5: $\xi \leftarrow \xi - e_i$;
- 6: Go to 2;
- 7: **else**
- 8: $\mathbb{Z}^* \leftarrow \mathbb{Z}^* \cup \{\xi\}$.
- 9: **end if**
- 10: **else**
- 11: Return ξ infeasible;
- 12: **end if**
- 13: **end for**

Output:

- 1: Return $\xi^* = \operatorname{argmin}_{\xi \in \mathbb{Z}^*} \{\mathcal{C}(\xi)\}$.
-

While Algorithm 2 is not in general guaranteed to converge to a globally optimal feasible control policy, we can show that

each of the test policies generated during initialization are guaranteed to converge to locally optimal policies. Moreover, this convergence happens only after a polynomial number of operations. We state this formally in the following result.

Theorem 7 (Complexity of Algorithm 2) *For each distinct test solution $\xi \in \mathbb{Z}_{\text{test}}$, the refinement routine of Algorithm 2 finds a locally optimal solution in $O(n^2)$ time. If the policies are refined in parallel, the worst-case complexity of computing the optimal solution is then $O(n^2)$; if the policies are refined sequentially the worst-case complexity of computing the optimal solution is then $O(|\mathbb{Z}_{\text{test}}|n^2)$.*

Proof : See Appendix I. •

With convergence of the proposed policy generation algorithm established by Theorem 7, and feasibility of the policy generation problem guaranteed by Corollary 2, composing a predictive control policy for the quarantining nodes in the *SEIV* process in the sense of Section IV is a simple matter of specializing the earlier results of the paper to this specific case. We do this formally in the following result.

Corollary 3 (Convergence of *SEIV* under Refined Quarantining Policy) *Suppose η_i and δ_i are distinct for all $i \in \mathcal{V}$, choose $r < \min\{\eta_i, \delta_i\}$ for all i , and Δt to satisfy*

$$\frac{\log(\max\{\delta_i, \eta_i\}) - \log(|\eta_i - \delta_i|)}{\min\{\delta_i, \eta_i\} - r} \leq \Delta t, \quad (38)$$

for all $i \in \mathcal{V}$. Define the base policy u_b to be the total quarantine strategy

$$u_b(X) \triangleq \begin{cases} \xi_i = 1, & \forall i \text{ s.t. } X_i^E + X_i^I > 0, \\ \xi_i = 0, & \forall i \text{ s.t. } X_i^E + X_i^I = 0, \end{cases} \quad (39)$$

Optimize as a function which takes as input a state X and returns the output of Algorithm 2 with base policy u_b , and Θ as a function which maps control actions to spreading parameters. Then, it holds that under the policy u_o generated by Algorithm 1, the evolution of the *SEIV* process satisfies

$$\mathbb{E}_{u_o}[\ell(X(t + \Delta t)) | X(t)] \leq \ell(X(t))e^{-r\Delta t}, \quad (40)$$

for all $t \in T_{\Delta t}$.

Proof : Corollary 2 gives that the total quarantine policy is always feasible. Theorem 3 provides the stated decay guarantee. •

While Corollary 3 guarantees convergence of the process in principle, and that the implemented controller is no more costly than the total quarantine base heuristic, it provides no explicit guarantees of cost improvement. To establish that implementing feedback control can in fact produce controllers which are considerably less conservative, we perform numerical simulations, which we present in the following subsection.

Remark 2 (On Choosing a Sampling Rate) The requirement on Δt stated in (38) is required so as to guarantee that the evolution of the system under the total quarantine policy can be bounded above uniformly by a decaying exponential function. Note that this inequality is not tight,

in the sense that some approximations were made in order to derive it. In particular, the left hand side of (38) approaches infinity as $|\eta_i - \delta_i|$ approaches zero. However, this is due to the approximation used in deriving the bound, and not an intrinsic property of the controller. Specifically, our analysis of the controller needs the inequality

$$\bar{x}_i^E(t) \left(\frac{\eta_i}{\eta_i - \delta_i} e^{-\delta_i \Delta t} - \frac{\delta_i}{\eta_i - \delta_i} e^{-\eta_i \Delta t} \right) + \bar{x}_i^I(t) e^{-\eta_i \Delta t} \leq e^{-r \Delta t} \quad (41)$$

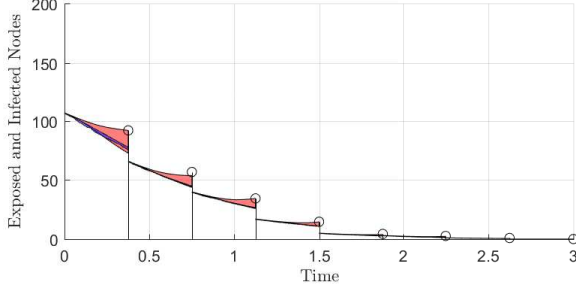
to be satisfied. Since for each fixed $r < \min\{\delta_i, \eta_i\}$, the violation of the inequality is monotonic with respect to Δt , we can be assured that there always exists a Δt large enough to satisfy (41). Moreover, one can combine the loose bound (38), and the monotonicity of the bound (41) with a binary search to efficiently find the smallest Δt required for given r . However, further details regarding this computation are outside of the scope of this paper, and thus are not discussed here. •

Remark 3 (Under-Specification of Search Algorithm) Note that line 4 of the main program of Algorithm 2 is under-specified, insofar that no explicit means to determine which feasible point should be used to update the action ξ . In our implementation, we have ordered the index set \mathcal{I} according to a random permutation, and have chosen the first feasible point found as the update. However, the particular means of identifying an update does not in any way affect our complexity analysis, and as such have left this step detailed abstractly. •

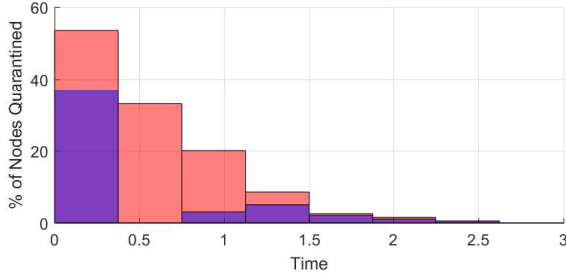
C. Numerical Experiments and Comparison

We simulate the evolution of the *SEIV* process under the predictive quarantine procedure outlined by Section V-B, and compare its performance against that of the total quarantine base heuristic given in Section V-A. Representative results of our numerical study are given in Figure 3, which reports the result of a simulation of a 200-node Erdős-Reyni random graph with connection probability 0.6, and spreading parameters chosen at random.

From Figure 3, we can note several interesting features. From the convergence plot given in Figure 3a, we see that while the approximations are somewhat loose at the beginning of the simulation, they are highly nontrivial. At their worst, the expectation of the process is bounded to within an interval of approximately 30 nodes, corresponding to an uncertainty of just over 10%, with respect to the number of nodes in the graph. While this suggests that an ideal controller may be able to attain similar performance while using less resources, it also suggest that the further improvement in predictive performance is limited. Moreover, as time passes and the number of infected and exposed nodes decays, the quality of the approximation improves to the point where the upper- and lower- approximations are barely distinguishable, providing further evidence in support of the predictor's quality.



(a) Total number of exposed and infected nodes in the spreading graph under the proposed controller as a function of time. The shaded red regions give the bounds generated by propagating the dynamics (21), the shaded blue regions give the 98% confidence intervals generated from estimating the expectation of the process by producing $10k$ sample paths of the process via Monte Carlo simulation, and then computing $1k$ estimates of the mean via bootstrap sampling from the empirical distribution of the simulated trajectories.



(b) Fraction of nodes held in quarantine under as a function of time. The red regions indicate the total fraction of nodes held in quarantine under the total quarantine policy, the blue regions indicate the total fraction of nodes held in quarantine under the proposed controller.

Fig. 3: Plots numerically evaluating the performance of the proposed controller. Figure 3a shows that the proposed controller induces exponential elimination of the epidemic, as predicted by Theorem 3. Figure 3b demonstrates that the stochastic optimization method proposed in Algorithm 2 can significantly reduce the number of nodes required to be quarantine in order to guarantee exponential elimination.

From the cost plot given in Figure 3b, we can see that the cost of the controller is substantially reduced, with respect to a comparison against the total quarantine base policy. To some extent, this provides a mathematical validation of the opinions expressed by the medical community, which suggest that quarantining individuals exposed to infectious diseases is *not always* required for effective disease control [28]. Of course, the *SEIV* model we study here is perhaps too simple to say anything more concrete. We leave the generalization of the framework we have presented here to more general models as an interesting direction for future work.

VI. SUMMARY AND FUTURE WORK

In this paper, we have developed a robust means of forecasting the future evolution of a stochastic *SEIV* networked epidemic, as well a computationally efficient means of controlling the process to the set of disease-free states quickly. We have done so by demonstrating how to build systems

which approximate the stochastic dynamics appropriately, and then developing controllers which use this method of approximation to generate robust predictions concerning the future evolution of the process in order to generate nontrivial control signals which guarantee the exponential elimination of the disease from the network. In so doing, we have provided a useful step in the process to developing control techniques for stochastic networked epidemic which provide statistical guarantees about the evolution of the process. Still, there is much work to be done in the field of epidemic control.

Perhaps an obvious criticism of the basic *SEIV* model is that the holding time distributions for each node's compartmental memberships are constricted to be geometric, which may not be reflective of what is seen in actual diseases. As such, it would be of particular interest to extend the analysis of the process presented in this paper to a non-Markovian setting, such that non-geometric holding time distributions can be accommodated. It is also of interest extending the analysis to the case in which the network structure changes as a function in time, as the behavior of the agents which the network is attempting to describe will evolve over time. The work studied in this paper provides a step in the direction of solving these more challenging problems, and we hope that continued effort from the community will lead to their solution.

ACKNOWLEDGMENTS

This work was supported by the TerraSwarm Research Center, one of six centers supported by the STARnet phase of the Focus Center Research Program (FCRP), a Semiconductor Research Corporation program sponsored by MARCO and DARPA.

APPENDIX

A. Proof of Lemma 2

The proof proceeds by a sequence of contradiction arguments, which in particular use the fact that the solutions $\underline{x}(t)$, $x(t)$, and $\bar{x}(t)$ are continuous along with the inequalities (11) and (10) in order to demonstrate that the inclusions $x_i(t) \in [\underline{x}_i(t), \bar{x}_i(t)]$ hold for nodes i all times $t \geq t_0$. Note that the continuity of the solutions follows immediately from our assumption that the dynamics are Lipschitz continuous (see, e.g., [24]).

Suppose for purposes of contradiction that $\underline{x}(t) \leq x(t) \leq \bar{x}(t)$ does not hold for all time. That then implies that there is some t at which either $x_i(t) > \bar{x}_i(t)$ or $x_i(t) < \underline{x}_i(t)$ occurs. Let t_c be the first time at which such an event occurs. Suppose for now that $x_i(t_c) > \bar{x}_i(t_c)$ occurs; we argue the other case analogously. By the continuity and differentiability of x_i and \bar{x}_i , it then also holds that there exists some time t_c^- such that $t_c^- \leq t_c$, $x_i(t_c^-) = \bar{x}_i(t_c^-)$, and $\dot{x}_i(t_c^-) > \dot{\bar{x}}_i(t_c^-)$. However, since it holds that $\underline{x}_i(t_c^-) \leq x_i(t_c^-) = \bar{x}_i(t_c^-)$, and we have that $\underline{x}_j(t_c^-) \leq x_j(t_c^-) \leq \bar{x}_j(t_c^-)$, we have by assumption that $\dot{x}_i(t_c^-) \leq \dot{\bar{x}}_i(t_c^-)$. This is a contradiction.

Now, suppose that $x_i(t_c) < \underline{x}_i(t_c)$ occurs. By the continuity and differentiability of x_i and \underline{x}_i , it then also holds that there exists some time t_c^- such that $t_c^- \leq t_c$, $x_i(t_c^-) = \underline{x}_i(t_c^-)$, and $\dot{x}_i(t_c^-) < \dot{\underline{x}}_i(t_c^-)$. However, since it holds that $\underline{x}_i(t_c^-) = x_i(t_c^-) \leq \bar{x}_i(t_c^-)$, and we have that $\underline{x}_j(t_c^-) \leq x_j(t_c^-) \leq \bar{x}_j(t_c^-)$ for all $j \neq i$, we have by assumption that $\dot{\underline{x}}_i(t_c^-) \leq \dot{x}_i(t_c^-)$. This is a contradiction, and completes the proof. •

B. Proof of Lemma 3

The proof proceeds by computation. Specifically, we verify that the inequalities required by the statement of Lemma 2 are satisfied everywhere with respect to the ordering between the approximation system (7) and the dynamical system (3). For purposes of brevity, we do not write out the calculations explicitly. However, they are all transparent enough such that they can be described in a rigorous manner at a high level of abstraction. Choose some node label $i \in \mathcal{V}$ and some compartmental label $C \in \{S, E, I, V\}$. We wish to show that

$$\frac{d\mathbb{E}[X_i^C]}{dt}(x) \leq \dot{\bar{x}}_i^C(x, \bar{x})$$

holds everywhere on the set

$$\bar{\mathcal{X}}_i \triangleq \{(x, x, \bar{x}) \mid x_i \leq x_i = \bar{x}_i, x_j \leq x_j \leq \bar{x}_j, j \neq i\}.$$

Consider all terms of the function $\frac{d\mathbb{E}[X_i^C]}{dt}(x)$ with positive coefficients. Each corresponds to a term in $\dot{\bar{x}}_i^C(x, \bar{x})$ which over-approximates the term of $\frac{d\mathbb{E}[X_i^C]}{dt}(x)$ on the set $\bar{\mathcal{X}}_i$. Likewise, all terms of the function $\frac{d\mathbb{E}[X_i^C]}{dt}(x)$ with negative coefficients corresponds to a term in $\dot{\bar{x}}_i^C(x, \bar{x})$ which under-approximates the true value. Since association to a negative coefficient inverts the nature of the inequality associated to the approximation, every term in the function $\dot{\bar{x}}_i^C(x, x, \bar{x})$ over-approximates the corresponding term in $\frac{d\mathbb{E}[X_i^C]}{dt}(x)$ on the set $\bar{\mathcal{X}}_i$, which demonstrates the claimed inequality.

We now wish to show that the inequality

$$\dot{x}_i^C(\bar{x}, x) \leq \frac{d\mathbb{E}[X_i^C]}{dt}(x)$$

holds everywhere on the set

$$\mathcal{X}_i \triangleq \{(x, x, \bar{x}) \mid x_i = x_i \leq \bar{x}_i, x_j \leq x_j \leq \bar{x}_j, j \neq i\}.$$

Consider all terms of the function $\frac{d\mathbb{E}[X_i^C]}{dt}(x)$ with positive coefficients. Each corresponds to a term in $\dot{x}_i^C(x, \bar{x})$ which under-approximates the term of $\frac{d\mathbb{E}[X_i^C]}{dt}(x)$ on the set \mathcal{X}_i . Likewise, all terms of the function $\frac{d\mathbb{E}[X_i^C]}{dt}(x)$ with negative coefficients corresponds to a term in $\dot{x}_i^C(x, \bar{x})$ which over-approximates the term of $\frac{d\mathbb{E}[X_i^C]}{dt}(x)$ on the set \mathcal{X}_i . Since association to a negative coefficient inverts the nature of the inequality associated to the approximation, every term in the function $\dot{x}_i^C(x, \bar{x})$ under-approximates the corresponding term in $\frac{d\mathbb{E}[X_i^C]}{dt}(x)$ on the set \mathcal{X}_i , which demonstrates the claimed inequality. This completes the proof. •

C. Proof of Proposition 1

Note that everywhere on the set

$$\mathcal{Z}_i \triangleq \{(z, \bar{z}) \in \mathbb{R}^2 \mid z_i = \bar{z}_i, z_j \leq \bar{z}_j, \forall j \neq i\}$$

we have that

$$\dot{\bar{x}}_i^C(z, \bar{z}) \leq \dot{\bar{x}}_i^C(z, \bar{z}),$$

• which from Lemma 4 implies that

$$\bar{x}(t) \leq \tilde{x}(t)$$

holds for all $t \geq t_0$. Likewise, everywhere on the set \mathcal{Z}_i , we have that

$$\dot{\bar{x}}_i^C(z, \bar{z}) \leq \dot{\bar{x}}_i^C(z, \bar{z}),$$

which from the Lemma 4 implies that

$$\bar{x}(t) \leq x(t)$$

holds for all $t \geq t_0$. Combining these two inequalities gives that $[x_i(t), \bar{x}_i(t)] \subseteq [\underline{x}_i(t), \tilde{x}_i(t)]$ holds for all $t \geq t_0$. This set inclusion then immediately implies that (19) holds, completing the proof. •

D. Proof of Theorem 2

The essence of the proof of this result is in demonstrating that carefully selecting additional multiplicative terms for the dynamics of the system result in an approximating system which is both tighter than the naïve system, and engenders solutions which have approximations that remain in the unit interval for all times.

It is easy to check that for all nodes i and all compartmental labels $\{S, E, I, V\}$, we have that

$$x_i^C(x, \bar{x}) \leq \underline{x}_i^C(x, \bar{x}) \leq \bar{x}_i^C(x, \bar{x}) \leq \tilde{x}_i^C(x, \bar{x}),$$

holds everywhere on

$$\mathcal{X}_i \triangleq$$

$$\{(x, \bar{x}) \in \mathbb{R}^{4n \times 2} \mid \underline{x}_i^C = \bar{x}_i^C, \underline{x}_j^{C'} \leq \bar{x}_j^{C'}, (j, C') \neq (i, C)\},$$

which from Proposition 1 gives that

$$d_{[t_0, t]}(x_i^C, \bar{x}_i^C) \leq d_{[t_0, t]}(\underline{x}_i^C, \tilde{x}_i^C)$$

holds for any initial condition $\underline{x}(t_0) = \bar{x}(t_0) = x(t_0) = \bar{x}(t_0) = x(t_0)$, all $t \geq t_0$, and all $(i, C) \in \mathcal{V} \times \{S, E, I, V\}$. Since including the complement bounding operators still gives valid over- and under-approximations of the terms of $\frac{d\mathbb{E}[X_i^C]}{dt}$ as needed to certify that the system (21) generates solutions which satisfy $\mathbb{E}[X_i^C(t)] \in [\underline{x}_i^C(t), \tilde{x}_i^C(t)]$ for all $t \geq t_0$, and all $(i, C) \in \mathcal{V} \times \{S, E, I, V\}$.

To demonstrate that $[x(t), \bar{x}(t)] \subseteq [0, 1]^n$ holds for all t , we make an appeal to the continuity of the solutions $\underline{x}(t)$ and $\bar{x}(t)$ as well the values of $\dot{\underline{x}}$ and $\dot{\bar{x}}$ on the sets $\underline{x}_i^C = 0$ and $\bar{x}_i^C = 1$, respectively. Suppose for purposes of contradiction that $\underline{x}(t_c) < 0$ for some time t_c . By continuity of \underline{x} , it must then be the case that there exists some time $t_c^- < t_c$ such that $\underline{x}_i^C(t_c^-) = 0$ and $\dot{\underline{x}}_i^C(t_c^-) < 0$. However, evaluating the expression for $\dot{\underline{x}}_i^C$ with $\underline{x}_i^C = 0$, has $\dot{\underline{x}}_i^C \geq 0$. This is a contradiction, and as such, proves that $\underline{x}_i^C(t) \geq 0$ for all

$t \geq t_0$. We may repeat the essence of this argument to arrive at a proof for the corresponding claim about the functions $\bar{x}_i^C(t_c)$.

Suppose for purposes of contradiction that $\bar{x}(t_c) > 1$ for some finite time t_c . By continuity of $\bar{x}(t_c)$, it must then be the case that there exists some time $t_c^- < t_c$ such that $\bar{x}_i^C(t_c^-) = 1$ and $\dot{\bar{x}}_i^C(t_c^-) > 0$. However, evaluating the expression for $\dot{\bar{x}}_i^C$ with $\bar{x}_i^C = 1$, has $\dot{\bar{x}}_i^C \leq 0$. This is a contradiction, and as such, proves that $\bar{x}_i^C(t) \leq 1$ for all $t \geq t_0$. This completes the proof. •

E. Proof of Theorem 5

The proof proceeds by showing that for the elimination time random variable, having finite expectation implies that it is almost surely finite. Note, however, that the argument presented here can be extended directly to the case in which the variable under consideration is an arbitrary non-negative random variable with finite expectation.

We begin by taking complements of the probability to be computed, to arrive at the identity

$$\Pr(\tau_{\text{elim}} < \infty) = 1 - \Pr(\cap_{k=0}^{\infty} \{\tau_{\text{elim}} \geq k\}). \quad (42)$$

Applying the monotonicity of probability measures, we see that by truncating the intersection defining the event $\Pr(\cap_{k=0}^{\infty} \{\tau_{\text{elim}} \geq k\})$ at some arbitrary positive constant M , we have the inequality

$$\Pr(\cap_{k=0}^{\infty} \{\tau_{\text{elim}} \geq k\}) \leq \Pr(\cap_{k=0}^M \{\tau_{\text{elim}} \geq k\}),$$

which due to the nesting structure of the intersection reduces to

$$\Pr(\cap_{k=0}^M \{\tau_{\text{elim}} \geq k\}) = \Pr(\tau_{\text{elim}} \geq M)$$

for whichever M chosen. Defining $d\mathbb{T}_{X_0}$ to be the measure of τ_{elim} , given the initial condition $X(0)$, we have that the expectation can be decomposed into the following form

$$\mathbb{E}_u^{[x_0]}[\tau_{\text{elim}}] = \int_0^M \tau d\mathbb{T}_{X_0} + \int_M^{\infty} \tau d\mathbb{T}_{X_0} \geq M \Pr(\tau_{\text{elim}} \geq M),$$

which due to the non-negativity of the integrand implies the inequality

$$\Pr(\tau_{\text{elim}} \geq M) \leq \frac{\mathbb{E}_u^{[x_0]}[\tau_{\text{elim}}]}{M}. \quad (43)$$

Substituting the upper-bound on $\Pr(\tau_{\text{elim}} \geq M)$ given by (43) to the identity (42) and taking the limit as $M \rightarrow \infty$, gives the lower bound

$$\Pr(\tau_{\text{elim}} < \infty) \geq 1 - \lim_{M \rightarrow \infty} \left\{ \frac{\mathbb{E}_u^{[x_0]}[\tau_{\text{elim}}]}{M} \right\}, \quad (44)$$

which evaluates to 1, due to the finiteness of $\mathbb{E}_u^{[x_0]}[\tau_{\text{elim}}]$. Since $\Pr(\tau_{\text{elim}} < \infty) \leq 1$ trivially, we then have that $\Pr(\tau_{\text{elim}} < \infty) = 1$, as claimed. This completes the proof. •

F. Proof of Theorem 3

Our argument proceeds by demonstrating that the sequence of controls realized by Algorithm 1 induce the desired decay property. Principally, the proof relies on an induction, and an application of the tower property of conditional expectations [29, Proposition 13.2.7].

We have by construction that the inequality

$$\mathbb{E}_{u_b}[\ell(X(t + \Delta t)) | X(t)] \leq \ell(X(t))e^{-r\Delta t} \quad (45)$$

holds. Since the optimization routine will only pass back solutions which satisfy the decay constraint, it will at worst pass back the action taken by the policy, so we have that

$$\mathbb{E}_{u_o}[\ell(X(t + \Delta t)) | X(t)] \leq \ell(X(t))e^{-r\Delta t} \quad (46)$$

holds as well. We use this in an induction to prove the inequality demanded of the theorem's statement. Take

$$\mathbb{E}_{u_o}^{[x_0]}[\ell(X(\Delta t))] \leq \ell(x_0)e^{-r\Delta t} \quad (47)$$

as a base for induction, and for an induction hypothesis that

$$\mathbb{E}_{u_o}^{[x_0]}[\ell(X(k\Delta t))] \leq \ell(x_0)e^{-rk\Delta t} \quad (48)$$

holds for some arbitrary positive integer k . We now show that this implies that

$$\mathbb{E}_{u_o}^{[x_0]}[\ell(X((k+1)\Delta t))] \leq \ell(x_0)e^{-r(k+1)\Delta t} \quad (49)$$

holds.

By expanding the conditioning in accordance with the tower property of conditional expectation [29, Proposition 13.2.7], we have that the identity

$$\begin{aligned} \mathbb{E}_{u_o}^{[x_0]}[\ell(X((k+1)\Delta t))] \\ = \mathbb{E}_u^{[x_0]}[\mathbb{E}[\ell(X((k+1)\Delta t)) | X(k\Delta t)]] \end{aligned} \quad (50)$$

holds. From the definition of the controller, we have the decay inequality

$$\mathbb{E}_{u_o}^{[x_0]}[\ell(X((k+1)\Delta t)) | X(k\Delta t)] \leq \ell(X(k\Delta t))e^{-r\Delta t},$$

which when applied to the identity (50) gives

$$\begin{aligned} \mathbb{E}_{u_o}^{[x_0]}[\mathbb{E}[\ell(X((k+1)\Delta t)) | X(k\Delta t)]] \\ \leq \mathbb{E}_u^{[x_0]}[\ell(X(k\Delta t))]e^{-r\Delta t}. \end{aligned}$$

Now, applying the induction hypothesis (48) yields the inequality

$$\mathbb{E}_{u_o}^{[x_0]}[\ell(X((k+1)\Delta t))]e^{-r\Delta t} \leq \ell(x_0)e^{-r(k+1)\Delta t},$$

which shows that (28) holds for any $t \in T_{\Delta t}$. This completes the proof. •

G. Proof of Theorem 4

The essence of the proof of this result relies on approximating the integral which defines the expected elimination time. The approximation occurs in three steps: (i) representing the integral as an integral of the distribution function of the elimination time random variable, (ii) finding a convergent, closed-form approximation to the distribution function of the

elimination time random variable, and (iii) evaluating the integral of the approximated distribution function.

Since τ_{elim} is a non-negative random variable which takes values on the real line, we may use the layer-cake representation of expectation to identify the equivalence

$$\mathbb{E}_u^{[x_0]}[\tau_{\text{elim}}] \triangleq \int_0^\infty 1 - F_{\tau_{\text{elim}}}(h) dh$$

where $F_{\tau_{\text{elim}}}$ is the distribution function of τ_{elim} , i.e.

$$F_{\tau_{\text{elim}}}(t) \triangleq \Pr(\tau_{\text{elim}} \leq t).$$

Since once $\ell(X(\tau)) = 0$ for some τ , it holds for all $t \geq \tau$, we have the identity

$$\Pr(\tau_{\text{elim}} \leq t) = \Pr(\ell(X(t)) = 0),$$

which is equivalent to the expression

$$1 - \Pr(\tau_{\text{elim}} \leq t) = \Pr(\ell(X(t)) > 0).$$

Now, we construct an upper-bound on $\Pr(\ell(X(t)) > 0)$ using the decay properties already proven of the designed controller. In particular, we have that

$$\mathbb{E}_u^{[x_0]}[\ell(X(t))] \leq \ell(x_0)e^{-rt}$$

holds for all $t \in T_{\Delta t}$, and as such we may upper-bound $\Pr(\ell(X(t)) > 0)$ be the optimal value of the optimization problem

$$\begin{aligned} & \underset{p \in \Delta_{[n]}_0}{\text{minimize}} && \sum_{\ell > 0} p_\ell \\ & \text{subject to} && \sum_{\ell=0}^n \ell p_\ell \leq \ell(x_0)e^{-r\lfloor \frac{t}{\Delta t} \rfloor \Delta t}, \end{aligned} \quad (51)$$

which can be computed as $\min\{1, \ell(x_0)e^{-r\lfloor \frac{t}{\Delta t} \rfloor \Delta t}\}$. Hence, we have that

$$\Pr(\ell(X(t)) > 0) \leq \min\{1, \ell(x_0)e^{-r\lfloor \frac{t}{\Delta t} \rfloor \Delta t}\}$$

holds for all $t \in T_{\Delta t}$. Since the distribution function $F_{\tau_{\text{elim}}}$ is non-decreasing with respect to t , we then have the inequality

$$\mathbb{E}_u^{[x_0]}[\tau_{\text{elim}}] \leq \int_0^\infty \min\left\{1, \ell(x_0)e^{-r\lfloor \frac{t}{\Delta t} \rfloor \Delta t}\right\} dt,$$

for which we seek a closed-form expression of the right hand side. Defining τ_1 as

$$\tau_1 \triangleq \inf\{t \in T_{\Delta t} \mid \ell(x_0)e^{-r\lfloor \frac{t}{\Delta t} \rfloor \Delta t} \leq 1\},$$

we have the identity

$$\tau_1 = \left\lceil \frac{\log(\ell(x_0))}{r\Delta t} \right\rceil \Delta t,$$

and can then rewrite the expectation inequality as

$$\mathbb{E}_u^{[x_0]}[\tau_{\text{elim}}] \leq \tau_1 + \sum_{j=\frac{\tau_1}{\Delta t}}^\infty \ell(x_0) (e^{-r})^j. \quad (52)$$

Summing the tail of the geometric sum in (52) gives the inequality

$$\mathbb{E}_u^{[x_0]}[\tau_{\text{elim}}] \leq \tau_1 + \frac{e^{-r\frac{\tau_1}{\Delta t}}}{1 - e^{-r}} \ell(x_0),$$

which is as stated in the theorem's hypothesis, and thus completes the proof. \bullet

H. Proof of Theorem 6

The essence of this proof is in demonstrating that the total quarantine policy induces sufficient negative drift in the process so as to guarantee the expectation decay stated in the theorem's hypothesis. To accomplish this, we analyze the evolution of the upper-bounds on the compartmental membership probabilities for node i and compartments E and I . Writing their dynamics down from (7) with β_{ij} and γ_{ij} set to 0 for all j , we have that the linear system

$$\begin{aligned} \dot{\bar{x}}_i^E &= -\delta_i \bar{x}_i^E, \\ \dot{\bar{x}}_i^I &= \delta_i \bar{x}_i^E - \eta_i \bar{x}_i^I, \end{aligned} \quad (53)$$

describes the behavior of the approximating system under the total quarantine policy. Using standard solution techniques from the theory of linear ordinary differential equations to solve (53) with initial conditions $\bar{x}^E(t)$ and $\bar{x}^I(t)$ and η_i, δ_i distinct gives the solutions:

$$\begin{aligned} \bar{x}_i^I(t + \Delta t) + \bar{x}_i^E(t + \Delta t) &= \\ \bar{x}_i^I(t)e^{-\eta_i \Delta t} + \frac{\eta_i}{\eta_i - \delta_i} \bar{x}_i^E(t)e^{-\delta_i \Delta t} - \frac{\delta_i}{\eta_i - \delta_i} \bar{x}_i^E(t)e^{-\eta_i \Delta t}. \end{aligned}$$

Because we observe the state $X(t)$ at each sampling time $t \in T_{\Delta t}$, we have only two possible initial conditions for each i : $\bar{x}_i^E(t) = 1$ and $\bar{x}_i^I(t) = 0$ or $\bar{x}_i^E(t) = 0$ and $\bar{x}_i^I(t) = 1$.

In the first case, we need to verify that there exists some $r > 0$ and Δt which satisfy the decay constraint

$$\frac{\eta_i}{\eta_i - \delta_i} e^{-\delta_i \Delta t} - \frac{\delta_i}{\eta_i - \delta_i} e^{-\eta_i \Delta t} \leq e^{-r \Delta t}. \quad (54)$$

By assuming $\eta_i > \delta_i > r$ and rearranging terms, we arrive at the inequality

$$\frac{\ln(\eta_i) - \ln(\delta_i - \eta_i)}{\delta_i - r} \leq \Delta t. \quad (55)$$

By assuming $\delta_i > \eta_i > r$, and rearranging terms, we arrive at the inequality

$$\frac{\ln(\delta_i) - \ln(\eta_i - \delta_i)}{\eta_i - r} \leq \Delta t. \quad (56)$$

Considering both inequalities together verifies that the inequality stated by the theorem's hypothesis, i.e.

$$\frac{\ln(\max\{\eta_i, \delta_i\}) - \ln(|\eta_i - \delta_i|)}{\min\{\eta_i, \delta_i\} - r} \leq \Delta t \quad (57)$$

suffices to demonstrate that when (53) is initialized with $\bar{x}_i^E(t) = 0$ and $\bar{x}_i^I(t) = 1$, we satisfy the desired exponential decay inequality. In the case where $\bar{x}_i^E(t) = 1$ and $\bar{x}_i^I(t) = 0$, we have that the exponential decay inequality is satisfied for any t , and all $r < \eta_i$, which is implied by the inequality claimed by the hypothesis.

Recollecting our argument, we see that for r and Δt satisfying (57), we have the decay inequality

$$\bar{x}_i^E(t + \Delta t) + \bar{x}_i^I(t + \Delta t) \leq (\bar{x}_i^E(t) + \bar{x}_i^I(t))e^{-r \Delta t}.$$

By summing over all of the nodes in the network, we get the inequality

$$\sum_{i=1}^n \bar{x}_i^E(t + \Delta t) + \bar{x}_i^I(t + \Delta t) \leq \left(\sum_{i=1}^n \bar{x}_i^E(t) + \bar{x}_i^I(t) \right) e^{-r \Delta t}$$

which since $\ell(X(t)) = (\sum_{i=1}^n \bar{x}_i^I(t) + \bar{x}_i^E(t))$ and $\mathbb{E}[\ell(X(t + \Delta t)) | X(t)] \leq (\sum_{i=1}^n \bar{x}_i^I(t + \Delta t) + \bar{x}_i^E(t + \Delta t))$ hold, together imply

$$\mathbb{E}[\ell(X(t + \Delta t)) | X(t)] \leq \ell(X(t))e^{-r\Delta t}$$

which was sought. This concludes the proof. •

I. Proof of Theorem 7

We proceed by a counting argument. Specifically, we note that for a particular test policy $\xi \in \mathbb{Z}_{\text{test}}$, the algorithm proceeds in two stages. First, it determines whether or not there exists a feasible policy $\xi - e_i$, where e_i is the standard i 'th unit vector, for which the i 'th component takes the value 1, and all other components take the component 0. If such a feasible vector exists, one particular value of e_i is chosen, and the check is repeated for the new vector $\xi' = \xi - e_i$. Otherwise, the algorithm terminates by returning u . Since each check for a feasible improvement requires at most $O(n)$ calculations, and at most $O(n)$ such calculations must be performed in total for any particular initial test strategy ξ , we have that the total computational complexity is at worst $O(n^2)$. •

REFERENCES

- [1] N. T. J. Bailey, *The mathematical theory of infectious diseases and its applications*. High Wycombe, U.K.: Charles Griffin & Company, Ltd., 2nd ed., 1975.
- [2] S. Wang, M. H. R. Khouzani, B. Krishnamachari, and F. Bai, "Optimal Control for Epidemic Routing of Two Files with Different Priorities in Delay Tolerant Networks Optimal Control for Epidemic Routing of Two Files with Different Priorities in Delay Tolerant Networks," no. September, pp. 1387–1392, 2014.
- [3] X. Wei, N. C. Valler, B. Aditya Prakash, I. Neamtii, M. Faloutsos, and C. Faloutsos, "Competing memes propagation on networks: A network science perspective," *IEEE Journal on Selected Areas in Communications*, vol. 31, no. 6, pp. 1049–1060, 2013.
- [4] C. Nowzari, V. M. Preciado, and G. J. Pappas, "Analysis and control of epidemics," *IEEE Transactions on Automatic Control*, no. february, pp. 26–46, 2016.
- [5] P. Van Mieghem, J. Omic, and R. Kooij, "Virus spread in networks," *IEEE/ACM Transactions on Networking*, vol. 17, no. 1, pp. 1–14, 2009.
- [6] P. Simon and I. Z. Kiss, "On bounding exact models of epidemic spread on networks," pp. 1–18, 2017.
- [7] N. J. Watkins, C. Nowzari, V. M. Preciado, and G. J. Pappas, "Optimal Resource Allocation for Competitive Spreading Processes on Bilayer Networks," *IEEE Transactions on Control of Network Systems*, vol. PP, no. 99, pp. 1–10, 2016.
- [8] T. K. Dasaklis, C. P. Pappis, and N. P. Rachaniotis, "Epidemics control and logistics operations: A review," *International Journal of Production Economics*, vol. 139, no. 2, pp. 398–410, 2012.
- [9] C. J. E. Metcalf, R. B. Birger, S. Funk, R. D. Kouyos, J. O. Lloyd-Smith, and V. A. A. Jansen, "Five challenges in evolution and infectious diseases," *Epidemics*, vol. 10, pp. 40–44, 2015.
- [10] C. A. Arias and B. E. Murray, "Antibiotic-Resistant Bugs in the 21st Century A Clinical Super-Challenge," *The New England Journal of Medicine*, pp. 439–443, 2009.
- [11] K. Drakopoulos, A. Ozdaglar, and J. Tsitsiklis, "An efficient curing policy for epidemics on graphs," *Proceedings of the IEEE Conference on Decision and Control*, vol. 2015-Febru, no. February, pp. 4447–4454, 2014.
- [12] K. Drakopoulos, A. Ozdaglar, and J. Tsitsiklis, "An efficient curing policy for epidemics on graphs," *Proceedings of the IEEE Conference on Decision and Control*, vol. 2015-Febru, no. February, pp. 4447–4454, 2014.
- [13] N. J. Watkins, C. Nowzari, and G. J. Pappas, "Inference, Prediction, and Control of Networked Epidemics," no. Section III, 2017.
- [14] M. M. Hikal, "Dynamic Properties for a General SEIV Epidemic," vol. 2, no. 1, pp. 26–36, 2014.
- [15] F. B. Hanson, *Applied Stochastic Process and Control for Jump-Diffusions*. Philadelphia: Society for Industrial and Applied Mathematics, 2007.
- [16] W. Rudin, *Principles of Mathematical Analysis*. McGraw-Hill Education, 3rd ed., 1976.
- [17] P. Van Mieghem, F. D. Sahnehz, and C. Scoglio, "An upper bound for the epidemic threshold in exact Markovian SIR and SIS epidemics on networks," *Proceedings of the IEEE Conference on Decision and Control*, vol. 2015-Febru, no. February, pp. 6228–6233, 2014.
- [18] A. Singh and J. P. Hespanha, "Approximate moment dynamics for chemically reacting systems," *IEEE Transactions on Automatic Control*, vol. 56, no. 2, pp. 414–418, 2011.
- [19] V. M. U. o. P. Preciado, M. U. o. P. Zargham, C. U. o. P. Enyioha, A. U. o. P. Jadbabaie, and G. J. U. o. P. Pappas, "Optimal Resource Allocation for Network Protection Against Spreading Processes," *IEEE Transactions on Control of Network Systems*, vol. 1, no. 1, pp. 99–108, 2014.
- [20] N. J. Watkins, C. Nowzari, V. M. Preciado, and G. J. Pappas, "Optimal resource allocation for competing epidemics over arbitrary networks," *Proceedings of the American Control Conference*, vol. 2015-July, pp. 1381–1386, 2015.
- [21] E. Cator and P. Van Mieghem, "Second-order mean-field susceptible-infected-susceptible epidemic threshold," *Physical Review E - Statistical, Nonlinear, and Soft Matter Physics*, vol. 85, no. 5, pp. 1–7, 2012.
- [22] I. Näsell, "An extension of the moment closure method," *Theoretical Population Biology*, vol. 64, no. 2, pp. 233–239, 2003.
- [23] L. Ruschendorf, *Frechet-Bounds and Their Applications*. No. July, 1991.
- [24] H. K. Khalil, *Nonlinear Systems*. Upper Saddle River, NJ: Prentice Hall, third ed., 2002.
- [25] H. Smith, "Monotone Dynamical Systems," pp. 1–136, 2004.
- [26] M. Ellis, H. Durand, and P. D. Christofides, "A tutorial review of economic model predictive control methods," *Journal of Process Control*, vol. 24, no. 8, pp. 1156–1178, 2014.
- [27] C.D.C., "Control of Communicable Diseases," 2017.
- [28] J. M. Drazen, R. Kanapathipillai, E. W. Campion, E. J. Rubin, S. M. Hammer, S. Morrissey, and L. R. Baden, "Ebola and Quarantine," *New England Journal of Medicine*, vol. 371, no. 21, pp. 2029–2030, 2014.
- [29] J. S. Rosenthal, *A First Look at Rigorous Probability Theory*. Hackensack, NJ: World Scientific Publishing Co., 2nd ed., 2013.