

A Distance Between Populations for n -Points Crossover in Genetic Algorithms

Mauro Castelli^a, Gianpiero Cattaneo^b, Luca Manzoni^b, Leonardo Vanneschi^a

^a*NOVA IMS, Universidade Nova de Lisboa, 1070-312 Lisboa, Portugal*

^b*Dipartimento di Informatica, Sistemistica e Comunicazione,
Università degli Studi di Milano-Bicocca, Milano, Italy*

Abstract

Genetic algorithms (GAs) are an optimization technique that has been successfully used on many real-world problems. There exist different approaches to their theoretical study. In this paper we complete a recently presented approach to model one-point crossover using pretopologies (or Čech topologies) in two ways. First, we extend it to the case of n -points crossover. Then, we experimentally study how the distance distribution changes when the number of crossover points increases.

1. Introduction

The usual approach to the study of genetic algorithms (GAs) is to model their dynamics either using some simple kind of crossover, like the one-point crossover, or without focusing on the difference given by using different kinds of crossover (see, for instance [1] for a comprehensive overview). Several models have appeared so far that study the dynamics under one-point crossover or in which the crossover does not play a significant role. The most prominent example is the work of Vose and his coworkers [2, 3], that is based on modeling GA – with selection, mutation, and crossover – as a deterministic system, under the hypothesis of an infinite population.

Topology has often been considered an important concept in the study of GAs. In the work of Moraglio [4, 5, 6], the crossover and mutation operators are defined and studied in terms of topology, generally induced by a metric space, making the model applicable to a wide range of evolutionary computation techniques. In this model, some general results on crossover are reached, for example on the points that can be generated by a *geometric* crossover (a condition respected by many crossovers used in practice). Among the possible approaches, the definition of an operator-based distance for evolutionary computation techniques is an

Email addresses: mcastelli@novaims.unl.pt (Mauro Castelli), cattang@live.it (Gianpiero Cattaneo), luca.manzoni@disco.unimib.it (Luca Manzoni), lvanneschi@novaims.unl.pt (Leonardo Vanneschi)

important step in analyzing some aspects of the dynamics of the evolutionary algorithm [7]. It is useful, for example, for computing indicators of problem difficulty (e.g., fitness distance correlation [8, 9, 10]). Pretopologies, instead of topologies, have been also used to study the dynamics of GAs. The first use of pretopologies to model crossover is due to Stadler, Wagner and coworkers [11, 12], where a connection with hypergraphs is also made.

The most studied type of crossover is the one-point crossover. Modeling only one crossover point is, of course, unsatisfactory, since GAs are inspired by real biological processes in which more than one crossover point exists. Furthermore, since GAs are commonly used in optimization, it is appropriate to study operators that generalize one-point crossover. The study of these operators results in a better understanding of the impact of the used type of crossover on the performance of GAs. Of course, the generalization of one-point crossover to n -points crossover is not a trivial, both computationally and from the complexity of the mathematical formalization perspective.

As previously noted, an important mathematical tool, also used in the case of one point crossover, is the notion of metric space, obviously induced from an appropriate distance. This observation led to the study and definition of a population-based crossover distance for one-point crossover [13]. This work is a natural generalization of [13] to n -points crossover. While a distance “consistent” with traditional GAs mutation is the Hamming one, defining a distance “consistent” with crossover is clearly more difficult. In fact, differently from mutation, when an individual is fixed, the result of a crossover operation depends on the entire population.

When used as an optimization algorithm, GAs are inherently stochastic. However, there is a lower bound to the number of generations needed to transform a given population into another one. This lower bound can be found in a deterministic way, selecting an “optimal” sequence of populations. The length of this sequence allows us to determine what is the minimum number of generations needed for passing from a population to another. This lower bound also holds for the commonly used stochastic version of GA. In order to find this lower bound, we use sets of populations, while, as said above, standard GAs have a single population that, differently from here, is modified by the genetic operators in a stochastic manner. In other words, in this stochastic context, one obtains, after one step, different populations with different probabilities. The two dynamics are related in the sense that the deterministic process that we study keeps track of all reachable population (i.e., the ones that have a positive probability of being obtained) with the aim of determining when a population becomes reachable. Here we are not proposing a new version of GA for optimization, but a method to single out the dynamics of existing GAs when all the stochastic choices are, in some sense, optimal. We have experimentally verified that a number of different crossover points can change, on average, this bound. When the number of crossover points increases there is a measurable reduction in the average distance between two populations. This result is a stimulus to continue the investigation of the effect that different types of crossovers can have on the dynamics of the population.

This work is structured as follows. In Section 2 the basic model definitions and the mathematical notions needed in the subsequent parts of the paper are recalled. In Section 3 we give a generalization to the n -points crossover of the model introduced in [13]. The main results are presented in Section 4. In Section 5 we experimentally study how the distance distribution varies for different numbers of crossover points. The paper ends with the final remarks of Section 6 and with some proposals for possible future works.

2. Basic Notions

In this section, some basic notations and notions about lattices and closure operators are introduced.

We denote by $[i, j]$ (resp. (i, j)) with $i, j \in \mathbb{N}$ the set $\{i, i+1, \dots, j-1, j\} \subseteq \mathbb{N}$ (resp. $\{i+1, \dots, j-1\}$). The meaning of $[i, j)$ and $(i, j]$ is the immediate extension of the previous notation. For a fixed $\ell \in \mathbb{N}$, we denote by $\text{SC}_{\ell,1}$ the set $\{\{i, j\} \mid 1 \leq i \leq j \leq \ell\}$. In a previous paper [13] it has been proved that $\text{SC}_{\ell,1}$ is a lattice w.r.t. the set inclusion. Also, for every $n \in \mathbb{N}$ with $n > 1$, we denote by $\text{SC}_{\ell,n}$ the set of all subsets of $[1, \ell]$ that can be written as the union of a set of $\text{SC}_{\ell,n-1}$ and a set of $\text{SC}_{\ell,1}$.

A finite alphabet will be denoted by Σ . The set of all the strings of a given length ℓ composed of symbols from Σ is denoted by Σ^ℓ . An element $x \in \Sigma^\ell$ is denoted by x_1, \dots, x_ℓ . The notation $x_{[i,j]}$ is a short-cut for $x_i, x_{i+1}, \dots, x_{j-1}, x_j$.

A function f between two partially ordered sets A and B is said to be *isotone* or *order-preserving* iff $\forall a, b \in A \ a \leq b \Rightarrow f(a) \leq f(b)$.

Recall that a *lattice* \mathcal{L} is a non-empty set L endorsed with a partial ordering \leq_L such that for any two elements $a, b \in L$ the *join* $a \vee b$ (i.e., the least upper bound of a and b) and the *meet* $a \wedge b$ (i.e., the greatest lower bound of a and b) operators are uniquely defined in L [14]. A lattice is *bounded* if $\bigvee L$ (i.e., the maximal element for L) and $\bigwedge L$ (i.e., the minimal element for L) exist. A lattice is *complete* if for every subset S of L then both $\bigvee S$ and $\bigwedge S$ exist. Note that every finite lattice is complete.

Given a partially ordered set (poset) $\mathcal{L} = (L, \leq_L)$ a subset O of L is a *lower set* if for all $x \in L$ condition “there exists $y \in O$ with $x \leq_L y$ ” implies “ $x \in O$ ”. The set of all lower sets of a poset \mathcal{L} is denoted by $\mathcal{O}(\mathcal{L})$ and it is a complete lattice with respect to the set inclusion. See [14] for a reference on lattices.

A *Čech closure* [15] on a set X is a function on the power set of X , $\bar{\cdot} : \mathcal{P}(X) \mapsto \mathcal{P}(X)$, such that:

1. $\overline{\emptyset} = \emptyset$
2. $\forall A \subseteq X \quad A \subseteq \overline{A}$ (*monotonicity*)
3. $\forall A, B \subseteq X \quad \overline{A \cup B} = \overline{\overline{A} \cup \overline{B}}$ (*additivity*)

Recall that a *Kuratowski closure* is a Čech closure with the following additional condition:

4. $\forall A \subseteq X \quad \overline{\overline{A}} = \overline{A}$ (*idempotency*)

The Kuratowski closure is one of the ways to define a topology on X [16]. A Čech closure can be iterated, defining \overline{A}^i with $i \in \mathbb{N}$ as follows:

$$\overline{A}^i = \begin{cases} \overline{\overline{A}^{i-1}} & \text{if } i \neq 0 \\ A & \text{otherwise} \end{cases} \quad (1)$$

When X is finite the function $[\cdot] : \mathcal{P}(X) \rightarrow \mathcal{P}(X)$ defined as $[A] = \bigcup_{i \in \mathbb{N}} \overline{A}^i$ is a *Kuratowski closure*.

3. An Extension of the Model to n -Points Crossover

In this section, we extend to n -points crossover the one-point model presented in [13]. In order to keep this work self-contained, we present the adapted definitions even when they remain similar to the ones already existing for one-point crossover. The proofs of the propositions of this section can be obtained by a generalization of the proofs of [13].

The model that we are going to define is based on the idea that, given two populations P_1 and P_2 , with P_2 reachable from P_1 , of a GA it is possible to count the minimum number of generations needed to transform P_1 in P_2 using only crossover operations. Hence, we decided to not consider, for now, the fact that GA has an essential stochastic component. The semantics of the two populations P_1 and P_2 is the following: the first population, P_1 , is the initial population of the GA and the second one, P_2 , is the target - or final - population, containing one optimal solution. Hence, the minimum number of generations needed to go from P_1 to P_2 represents a lower bound on the number of generations needed by a GA (even when it has a stochastic component) to reach an optimal solution.

3.1. Crossover relation

A first step in the introduction of our simplified model of GA with n -points crossover is the definition of a *crossover relation*. The simplified aspect of this model is that a population is any possible subset of strings of a fixed length ℓ over an alphabet Σ , in which both the fixed population size and the presence of duplicate elements are ignored.

Definition 3.1. A n -points crossover relation (for $n \in [1, \ell]$) is a binary relation $\mathcal{R}_{I,n}$ over $\Sigma^\ell \times \Sigma^\ell$ such that:
 $\forall x, y, x', y' \in \Sigma^\ell$, $(x, y) \mathcal{R}_{I,n} (x', y')$ iff $\exists k_0 = 0, k_1, \dots, k_n, k_{n+1} = \ell \in \mathbb{N}$ (not necessarily all distinct) such that $\forall i \in [0, n]$:

$$x'_{(k_i, k_{i+1})} = \begin{cases} x_{(k_i, k_{i+1})} & \text{if } i \text{ is even} \\ y_{(k_i, k_{i+1})} & \text{otherwise} \end{cases}$$

and

$$y'_{(k_i, k_{i+1})} = \begin{cases} y_{(k_i, k_{i+1})} & \text{if } i \text{ is even} \\ x_{(k_i, k_{i+1})} & \text{otherwise} \end{cases}$$

In the relation $\mathcal{R}_{I,n}$ the symbol I refers to “individuals”.

For the case of one-point crossover (i.e., $n = 1$) this definition is exactly the one presented in [13]. Intuitively, we have that two pairs of elements of Σ^ℓ are in relation w.r.t. this definition if the second pair can be obtained from the first one using one n -point crossover operation. The relation $\mathcal{R}_{I,n}$ is reflexive and symmetric but not transitive (i.e., following [17, 18], it is a *similarity relation*).

Example 3.1. Let consider $\Sigma = \{0, 1\}$ and $\ell = 6$. An example of two pairs of strings in relation w.r.t. 4-points crossover is the following:

$$\begin{pmatrix} 0 & 1 & 0 & 0 & 0 & 1 \\ 1 & 0 & 1 & 1 & 0 & 0 \end{pmatrix} \mathcal{R}_{I,4} \begin{pmatrix} 0 & 0 & 0 & 1 & 0 & 1 \\ 1 & 1 & 1 & 0 & 0 & 0 \end{pmatrix}$$

Notice that the relation $\mathcal{R}_{I,4}$ is not transitive. For example the pair

$$\begin{pmatrix} 0 & 0 & 0 & 0 & 0 & 0 \\ 1 & 1 & 1 & 1 & 1 & 1 \end{pmatrix} \mathcal{R}_{I,4} \begin{pmatrix} 0 & 1 & 0 & 1 & 0 & 0 \\ 1 & 0 & 1 & 0 & 1 & 1 \end{pmatrix}$$

and the pair

$$\begin{pmatrix} 0 & 1 & 0 & 1 & 0 & 0 \\ 1 & 0 & 1 & 0 & 1 & 1 \end{pmatrix} \mathcal{R}_{I,4} \begin{pmatrix} 0 & 1 & 0 & 1 & 0 & 1 \\ 1 & 0 & 1 & 0 & 1 & 0 \end{pmatrix}$$

are both in the relation $\mathcal{R}_{I,4}$ (notice that the first two crossover points - denoted by a double line - coincide, i.e., $k_1 = k_2$), but the pair

$$\begin{pmatrix} 0 & 0 & 0 & 0 & 0 & 0 \\ 1 & 1 & 1 & 1 & 1 & 1 \end{pmatrix} \text{ and } \begin{pmatrix} 0 & 1 & 0 & 1 & 0 & 1 \\ 1 & 0 & 1 & 0 & 1 & 0 \end{pmatrix}$$

is not in the relation $\mathcal{R}_{I,4}$.

Notice that the choice of starting with a swap on the first interval or in the second one (i.e., at odd or even crossover points), is actually immaterial. That is, in the first case of the previous example we would have:

$$\begin{pmatrix} 0 & 1 & 0 & 0 & 0 & 1 \\ 1 & 0 & 1 & 1 & 0 & 0 \end{pmatrix} \mathcal{R}_{I,4} \begin{pmatrix} 1 & 1 & 1 & 0 & 0 & 0 \\ 0 & 0 & 0 & 1 & 0 & 1 \end{pmatrix}$$

That this, the two individuals obtained are still the same.

This relation has been extended to the power set of Σ^ℓ as follows.

Definition 3.2. A n -point crossover relation $\mathcal{R}_{P,n}$ over $\mathbf{P} = \mathcal{P}(\Sigma^\ell)$ is a relation such that $\forall P_1, P_2 \in \mathbf{P}$:

$$P_1 \mathcal{R}_{P,n} P_2 \Leftrightarrow \forall x' \in P_2 \exists y' \in \Sigma^\ell \exists x, y \in P_1 \\ \text{s.t. } (x, y) \mathcal{R}_{I,n}(x', y')$$

In the relation $\mathcal{R}_{P,n}$ the symbol P refers to “populations”.

For $n = 1$ this definition is the same as the one given in [13]. Intuitively, two sets are in the relation $\mathcal{R}_{P,n}$ if every element of the second set can be obtained

by using n -point crossover operations starting from elements of the first set. It is immediate that $\mathcal{R}_{P,n}$ is reflexive, but neither symmetric nor transitive. However, the following property holds:

$$\forall P_1, P_2 \in \mathbf{P}, P_1 \mathcal{R}_{P,n} P_2 \text{ implies that } \forall P'_1 \supseteq P_1 \text{ and } \forall P'_2 \subseteq P_2, P'_1 \mathcal{R}_{P,n} P'_2 \quad .$$

In order to clarify this property, let us discuss the following example:

Example 3.2. Let $P_1, P_2 \subseteq \{0, 1\}^3$ be:

$$P_1 = \{(0, 1, 0), (1, 0, 1)\} \quad P_2 = \{(1, 1, 1), (0, 0, 0)\}$$

and $P'_1, P'_2 \subseteq \{0, 1\}^n$ be:

$$P'_1 = \{(0, 1, 0), (1, 0, 1), (1, 1, 0)\} \quad P'_2 = \{(0, 0, 0)\}$$

When considering only two-points crossover one obtains $P_1 \mathcal{R}_{P,2} P_2$. That is, with only application of two-points crossover it is possible to transform the population P_1 into P_2 . We also have that $P_1 \mathcal{R}_{P,2} P'_2$, since P'_2 contains fewer elements than P_2 . Since the addition of new genetic material in P'_1 with respect to P_1 does not impede the generation of the individuals that were already possible to generate by P_1 , we have that $P'_1 \mathcal{R}_{P,2} P'_2$, as desired.

The main idea is to define a Čech closure according to Equation (1) over \mathbf{P} such that $\forall P \in \mathbf{P}$ and $\forall i \in \mathbb{N}$, \overline{P}^i is the set of populations that can be obtained from P after i generations using only the crossover as a genetic operator. To satisfy those requirements we defined a closure $\llbracket \cdot \rrbracket$ such that $\forall P_1, P_2 \in \mathbf{P}$:

1. $P_2 \in \llbracket P_1 \rrbracket$ iff P_2 can be obtained by using only crossover operations from P_1 .
2. If $P_2 \in \llbracket P_1 \rrbracket$, the minimal $i \in \mathbb{N}$ such that $\llbracket P_1 \rrbracket = \overline{P_1}^i$ is also the minimal number of generations needed to obtain P_2 from P_1 .

Such a closure, defined in [13] for one-point crossover, is here generalized as follows.

Definition 3.3. The *crossover closure* for n -point crossover is a function $\overline{\cdot} : \mathcal{P}(\mathbf{P}) \rightarrow \mathcal{P}(\mathbf{P})$ defined, for every $A \subseteq \mathbf{P}$ as:

1. When $A = \emptyset$, $\overline{A} = \emptyset$.
2. When $A = \{P\}$, $\overline{A} = \{P\} \cup \{P' \in \mathbf{P} \mid P \mathcal{R}_{P,n} P'\}$.
3. Otherwise, $\overline{A} = \bigcup_{P \in A} \overline{\{P\}}$.

The following two propositions, as a generalization of the corresponding results relative to the case for $n = 1$ [13], holds for a *crossover closure*.

Proposition 3.1. *The crossover closure is a Čech closure.*

Proposition 3.2. *For all $P_1, P_2 \in \mathbf{P}$ and for all $k \in \mathbb{N}$, $P_2 \in \overline{\{P_1\}}^k$ iff there exists $Q_0 = P_1, Q_1, \dots, Q_{k-1}, Q_k = P_2 \in \mathbf{P}$ such that $\forall i \in [0, k) Q_i \mathcal{R}_{P,n} Q_{i+1}$.*

Intuitively, the previous proposition states that verifying that a population P_2 is inside the k^{th} iteration of the closure of a population P_1 is the same as verifying if it is possible to obtain P_2 starting from P_1 in k generations using only crossover operations.

We are now going to show that from the closure of a population P_1 it is always possible to find a particular population P' such that $\overline{\{P_1\}}^2 = \overline{\{P'\}}$. That is, we can always focus on considering closures of singletons. We define, $\forall P \in \mathbf{P}$ and $\forall i \in \mathbb{N}$, the set $S_i(P) \in \mathbf{P}$ as follows:

$$S_i(P) = \begin{cases} P & \text{if } i = 0 \\ \bigcup \overline{\{S_{i-1}(P)\}} & \text{otherwise} \end{cases}$$

The following proposition links the iteration of the closure with the sequence $S_0(P), S_1(P), \dots$

Proposition 3.3. *For all $P_1, P_2 \in \mathbf{P}$ such that $\exists i \in \mathbb{N}$ with $P_2 \in \overline{\{P_1\}}^i$ the following holds:*

$$\min\{i \in \mathbb{N} \mid P_2 \in \overline{\{P_1\}}^i\} = \begin{cases} 1 & \text{if } P_2 \subset P_1 \\ \min\{i \in \mathbb{N} \mid P_2 \subseteq S_i(P_1)\} & \text{otherwise} \end{cases}$$

The previous proposition intuitively states that it is possible to know the minimum number of generations needed to obtain a population from another by only considering a Čech closure of a particular singleton set.

3.2. Distance Definition

From the previous definitions, we have the elements to define a metric between populations. The definitions of [13] can be easily adapted to the n -points crossover case.

Let $k^* = \min\{k \in \mathbb{N} \mid \forall U \subseteq \mathbf{P} : \overline{U}^k = \overline{U}^{k+1}\}$ (i.e., the minimum number of iteration of the Čech closure needed to reach a fixed point independently from the starting set). Then a quasi-metric (i.e., a distance without the symmetry property, simply called direction distance in this paper) $f_P : \mathbf{P} \times \mathbf{P} \rightarrow \mathbb{R}_+$ can be defined as:

$$f_P(P_1, P_2) = \begin{cases} \min\{k \in \mathbb{N} \mid P_2 \in \overline{\{P_1\}}^k\} & \text{if } P_2 \in \overline{\{P_1\}}^{k^*} \\ k^* & \text{otherwise} \end{cases}$$

To obtain a distance between populations, the function d_P defined as $(P_1, P_2) \mapsto \frac{1}{2} (f_P(P_1, P_2) + f_P(P_2, P_1))$ suffices. For any fixed $P \in \mathbf{P}$ it is possible to define a distance δ_P between elements of Σ^ℓ as:

$$\delta_P(x, y) = d_P((P \setminus \{x\}) \cup \{y\}, (P \setminus \{y\}) \cup \{x\}).$$

In the experimental part of the paper, however, we will use the direction distance f_P since it is more consistent with our idea of the dynamics of crossover.

4. A Representation for Populations as Lower Sets

In this section, a way to represent populations as lower sets is introduced. This representation allows us to compute the previously defined distance in an efficient way (i.e., in a time that is polynomial w.r.t. the size of the populations and the length of the individuals).

While $SC_{\ell,1}$ is a lattice, $\forall n > 1, \forall \ell > 2\lfloor \frac{n}{2} \rfloor + 3$, the $SC_{\ell,n}$ poset is not a lattice (w.r.t. set inclusion).

Example 4.1. For example, consider, for a fixed n and $\ell = 2\lfloor \frac{n}{2} \rfloor + 3$, let $A, B \in SC_{\ell,n}$ where $A = \{1\} \cup \{5\} \cup \{7\} \cup \{9\} \dots \cup \{2\lfloor \frac{n}{2} \rfloor + 3\}$ and $B = \{1\} \cup \{3\} \cup \{7\} \cup \{9\} \dots \cup \{2\lfloor \frac{n}{2} \rfloor + 3\}$. Recall that $SC_{\ell,n}$ cannot have elements that are the union of more than n disjoint sets in the form $[i, j]$ and both A and B are union of n disjoint sets. It is immediate that the *atomic* upper bound of A and B is not unique, since both $\{1\} \cup [3, 5] \cup \{7\} \cup \{9\} \dots \cup \{2\lfloor \frac{n}{2} \rfloor + 3\}$ and $[1, 3] \cup \{5\} \cup \{7\} \cup \{9\} \dots \cup \{2\lfloor \frac{n}{2} \rfloor + 3\}$ are *atomic* upper bounds. Hence they are not the least upper bound, that, by definition, must be unique.

From now on, we fix $n, \ell \in \mathbb{N}$. We now recall some definitions from [13] adapting them to the n -points crossover case.

Definition 4.1. Let $x \in \Sigma^\ell$, $A \in SC_{\ell,n}$ and $P \in \mathbf{P}$. We say that A is represented in P iff $\exists y \in P$ such that $\forall a \in A y_a = x_a$.

The concept of representation has been extended to populations:

Definition 4.2. Fix $x \in \Sigma^\ell$. We define $r_x : \mathbf{P} \rightarrow \mathcal{P}(SC_{\ell,n})$ as $r_x(P) = \{A \in SC_{\ell,n} \mid A \text{ is represented in } P\}$.

Proposition 4.1. For all $P \in \mathbf{P}$ and for all $x \in \Sigma^\ell$, $r_x(P)$ is a lower set of $SC_{\ell,n}$.

Proof. Let $A \in r_x(P)$. Hence there exists $y \in P$ such that A is represented in $\{y\}$. It follows from Definition 4.1 that any $B \subseteq A$ is also represented in $\{y\}$ and, as a consequence, it is represented in P . Hence, $r_x(P)$ is a lower set in $SC_{\ell,n}$. \square

We now define the notion of the *alternating number* of two elements of $SC_{\ell,n}$. The idea is that given $A, B \in SC_{\ell,n}$ we want to find an algorithm that given any two strings $y, z \in \Sigma^\ell$ such that $A \in r_x(\{y\})$ and $B \in r_x(\{z\})$, generates a string $w \in \Sigma^\ell$ such that $A, B \in r_x(\{w\})$ by scanning the string left to right and choosing at every position $i \in [1, \ell]$ either y_i or z_i . The *alternating number* is the minimum number of “switch” from copying one string to copy the other that such an algorithm must perform when A and B are fixed. Intuitively, if such a number is less than the number of available crossover points then the string w can be generated by one crossover operation starting from two strings, the first one having A in its representation and the second one having B .

Definition 4.3. Let $x \in \Sigma^\ell$, and let $A, B \in \text{SC}_{\ell,n}$. The *crossover language* of these A and B , denoted by $\mathcal{L}_{A,B} \subseteq \Gamma^\ell$ for the alphabet $\Gamma = \{a, b\}$, is defined as:

$$\forall w \in \{a, b\}^\ell \quad w \in \mathcal{L}_{A,B} \iff \forall i \in [1, \ell] \left((i \in A \wedge i \notin B \implies w_i = a) \right. \\ \left. \wedge (i \notin A \wedge i \in B \implies w_i = b) \right)$$

The *alternating number* of $\mathcal{L}_{A,B}$ (denoted by $\text{alt}(\mathcal{L}_{A,B})$) is the smallest $m \in \mathbb{N}$ such that there exists $w \in \mathcal{L}_{A,B}$ with where the symbols a and b alternates m times.

We are now going to define a function remapping lower sets of $\text{SC}_{\ell,n}$ to lower sets of $\text{SC}_{\ell,n}$. Intuitively, this function will transform the representation of a population P in the representation of another population that is the union of all the populations in the closure of P .

Definition 4.4. We define $\mu_{n,\ell} : \mathcal{O}(\text{SC}_{\ell,n}) \rightarrow \mathcal{O}(\text{SC}_{\ell,n})$ as follows. For all $U \in \mathcal{O}(\text{SC}_{\ell,n})$

$$\mu_{n,\ell}(U) = \{A \in \text{SC}_{\ell,n} \mid \exists B_1, B_2 \in U \text{ s.t. } A = B_1 \cup B_2 \text{ and } \text{alt}(\mathcal{L}_{B_1, B_2}) \leq n\}$$

The main result is the following since it allows us to compute the minimum number of iterations of the closure necessary to obtain a certain element of Σ^ℓ by iterating the function $\mu_{n,\ell}$.

Proposition 4.2. For all $x \in \Sigma^\ell$ the following diagram commutes:

$$\begin{array}{ccc} \mathbf{P} & \xrightarrow{P \mapsto \bigcup \overline{\{P\}}} & \mathbf{P} \\ r_x \downarrow & & \downarrow r_x \\ \mathcal{O}(\text{SC}_{\ell,n}) & \xrightarrow{\mu_{n,\ell}} & \mathcal{O}(\text{SC}_{\ell,n}) \end{array}$$

Proof. Fix $x \in \Sigma^\ell$, $P \in \mathbf{P}$, and $A \in \text{SC}_{\ell,n}$. The proof is divided into two parts:

1) $A \in r_x \left(\bigcup \overline{\{P\}} \right) \Rightarrow A \in \mu_{n,\ell}(r_x(P))$.

Let A be in $r_x \left(\bigcup \overline{\{P\}} \right)$. Then there exists $y \in \bigcup \overline{\{P\}}$ obtained by the n -points crossover of two elements $z, v \in P$ and such that $A \in r_x(\{y\})$. Consider the word $w \in \{a, b\}^\ell$ defined as:

$$\forall i \in [1, \ell] \quad w_i = \begin{cases} a & \text{if } y_i \text{ was taken from } z \\ b & \text{if } y_i \text{ was taken from } v \end{cases}$$

Since y has been obtained by n -points crossover, the word has at most n alternations. Furthermore, there exists $B \in r_x(\{z\})$ and $C \in r_x(\{v\})$ such that $A = B \cup C$ and such that $w \in \mathcal{L}_{B,C}$ (it follows the fact that A is in the representation of $\{y\}$ and that it has been obtained from the crossover of z and v). Hence, $A \in \mu_{n,\ell}(r_x(P))$.

$$2) A \in \mu_{n,\ell}(r_x(P)) \Rightarrow A \in r_x\left(\bigcup \overline{\{P\}}\right).$$

Let $A \in \mu_{n,\ell}(r_x(P))$. Then there exists $B_1, B_2 \in r_x(P)$ such that $B_1 \cup B_2 = A$ and $\text{alt}(\mathcal{L}_{B_1, B_2}) \leq n$. By the definition of r_x there exists $z, v \in P$ such that $B_1 \in r_x(\{z\})$ and $B_2 \in r_x(\{v\})$. We claim that there exists $y \in r_x\left(\bigcup \overline{\{P\}}\right)$ obtained from the n -points crossover of z, v such that $A \in r_x(\{y\})$. Let $w = a^{k_1} b^{k_2} \dots b^{k_h} \in \mathcal{L}_{B_1, B_2}$ be a word with \mathcal{L}_{B_1, B_2} with $h \leq n$ (this word exists by hypothesis). It is possible to see that by choosing as crossover points between z and v the positions k_1, \dots, k_h , the obtained element y is such that $A \in r_x(\{y\})$. \square

With the observation that $\forall P \in \mathbf{P}$ and $\forall x \in \Sigma^\ell$, $[1, \ell] \in r_x(P)$ iff $x \in P$ we can conclude that for all $P \in \mathbf{P}$ and for all $x \in \Sigma^\ell$, $\min\{k \in \mathbb{N} \mid [1, \ell] \in \mu_{n,\ell}^k(r_x(P_2))\}$ is equal to $\min\{k \in \mathbb{N} \mid \{x\} \subseteq S_k(P)\}$. Notice that the previous proposition also implies that $\mu_{n,\ell}$ also remaps lower sets to lower sets, a condition that was not proved when the function was defined.

Remark 4.1. Note that since the function $\mu_{n,\ell}$ is such that $\forall A \in \mathcal{P}(\text{SC}_{\ell,n})$, $\mu_{n,\ell}(A) \supseteq A$ and the poset $\text{SC}_{\ell,n}$ is finite, the dynamics induced by the iteration of $\mu_{n,\ell}$ always reaches a fixed point (i.e., an equilibrium point). Trivially, there are no cyclic points.

4.1. The computational complexity of computing the distance between two populations

The computational complexity of determining the distance between two populations, using the proposed representation, is polynomial in the size of the individuals and in the size of the populations, as we are going to show. The presented bound are not tight, but this is not necessary for showing that the computation can be performed in polynomial time.

Let P_1 and P_2 be two populations. To compute $f_P(P_1, P_2)$ we obtain the following time complexity bounds:

1. For each element x in P_2 , it is necessary to build the poset $\text{SC}_{\ell,n}$, which has size $O(\ell^{2n})$ (i.e., polynomial in the length of the individuals but exponential in the number of crossover points - that we have assumed to be fixed). Hence, the time required for this step is linear with respect to $|P_2|$ and polynomial with respect to ℓ .
2. For each partial order $\text{SC}_{\ell,n}$ with the associated element $x \in P_2$, it is necessary to compute $r_x(P_1)$, which can be performed by checking every individual in P_1 with every element of $\text{SC}_{\ell,n}$. Hence, the number of steps necessary will be, for each $x \in P_2$, polynomial with respect to the size of $\text{SC}_{\ell,n}$ (and, hence, with respect to ℓ), and $|P_1|$.
3. Finally, computing $\mu_{n,\ell}$ is polynomial with respect to the size of $\text{SC}_{\ell,n}$, since it can be performed by checking all the pairs of elements in $\text{SC}_{\ell,n}$. Since $\text{SC}_{\ell,n}$ is monotone, it cannot be iterated more than $|\text{SC}_{\ell,n}|$ times before reaching a fixed point, thus still giving a polynomial time bound. In fact, by adapting a result in [13], it is possible to show that the number of iterations is at most logarithmic with respect to ℓ .

In conclusion, $f_p(P_1, P_2)$ can be computed in polynomial time with respect to the size ℓ of the individuals and the size of the P_1 and P_2 . More precise bounds can be obtained by exactly specifying the data structures and representations used while implementing the algorithm.

5. Experimental Results on the Distance Distribution

In this section, we perform a comparison of the difference distances distribution obtained for a different number of crossover points on an 8-bit individual. This experimental exploration is necessary to check if the proposed distance is significantly different for an increasing number of crossover points. Intuitively, a higher number of crossover points should increase the ability to produce new individuals, thus decreasing the average distance.

One first obstacle in the experimental design is to determine how to compute a distance between two individuals when no population is given. Therefore, in order to calculate the (directional) crossover distance, for each one of the 2^8 possible individuals we have used 100 small populations of 4 individuals each (generated randomly), to which we have added the individual for which we want to estimate the distance to the optimum, i.e., a population consisting only of the individual 11111111. The reported distance measure is then, for each individual, the average of the 100 different values obtained in this way.

The results are presented from Figure 3 to Figure 8. Each figure shows a comparison of the distance distribution for 1-point and a multiple points crossover (from 2 crossover points in Figure 3 to a maximum of 7 crossover points in Figure 8). The average and variance of each distance distribution are summarized in Table 1 and Figure 1.

	$n = 1$	$n = 2$	$n = 3$	$n = 4$	$n = 5$	$n = 6$	$n = 7$
Average	2.3771	2.2284	2.0211	1.9536	1.9387	1.9364	1.9363
Variance	0.1026	0.0923	0.1021	0.0999	0.0983	0.0980	0.0979

Table 1: The average and the variance for a different number of crossover points on an 8-bit string. The average distance decreases and appears to converge at a value of approximately 1.93 from the top (upper approximation).

As it is possible to observe, the shape of the distribution is similar to a Gaussian distribution in all the cases, with the obvious difference that the optimum has always distance 0 from itself. This can be observed in more details in Figure 2 and Table 2, where the fitting of the obtained results to a Gaussian distribution has been reported.

	$n = 1$	$n = 2$	$n = 3$	$n = 4$	$n = 5$	$n = 6$	$n = 7$
Peak value	23.068	23.196	19.154	18.960	18.386	18.625	18.625

Table 2: The peak values of the fitted Gaussians (using bins of size 0.05) for a different number of crossover points on an 8-bit string.

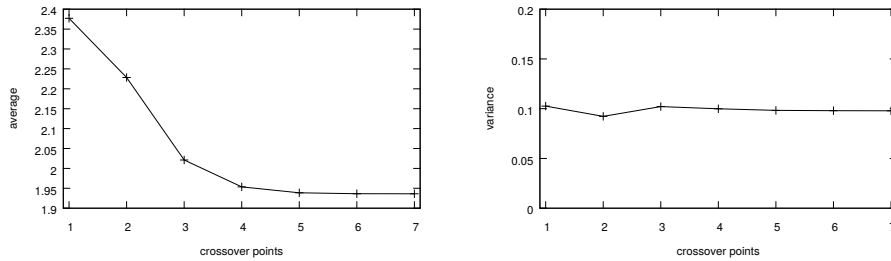


Figure 1: How the average and the variance change when the number of crossover points increases. While the former decreases, converging to 1.93, the latter remains stable.

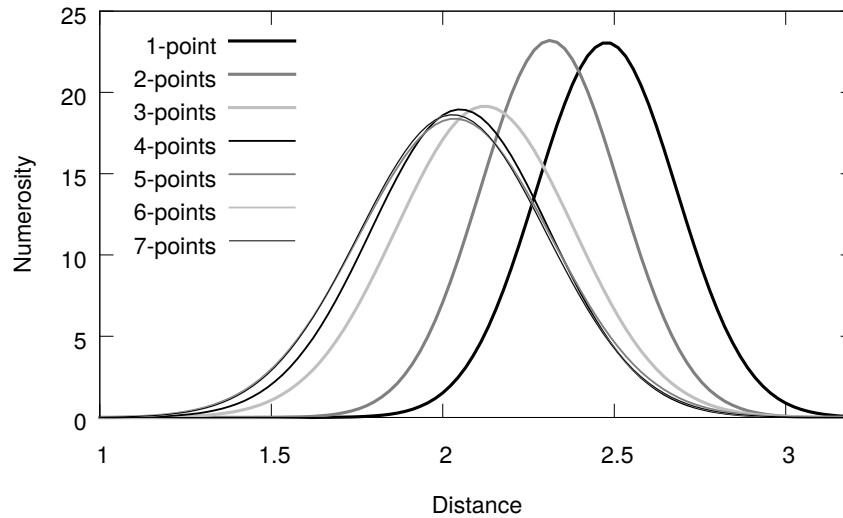


Figure 2: A comparison of the distance distribution (each fitted to a Gaussian using bins of size 0.05) from 1 to 7 crossover points.

The average decreases monotonically with the increase of crossover points used, up to 7, the maximum possible for 8-bits individuals. In particular, the average appears to converge to a value of 1.93, where no possible improvements are possible. While the improvements from 1 to 2 and from 2 to 3 crossover points are quite large, successive increases in the number of crossover points do not produce improvements of a similar magnitude. Therefore, we can observe that there are diminishing returns when increasing the number of crossover points. This is intuitively explainable in the following way: moving from 1 to 2 crossover points greatly augments the possibilities to generate new individuals in less time for many cases (e.g., 11100111 and 00011000 can be used to generate the optimum in one step with 2-points crossover, while at least two steps are required for 1-point crossover). When the number of crossover points is already high, the cases in which additional crossover points can actually decrease the number of

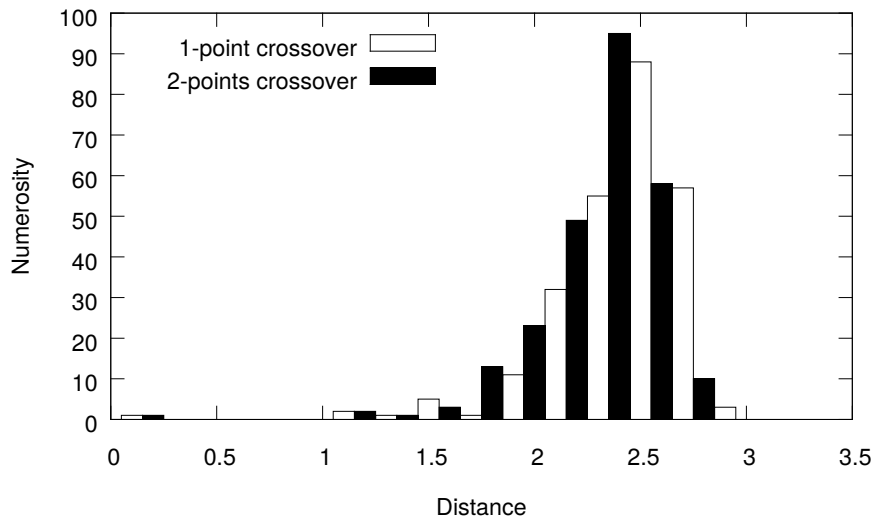


Figure 3: A comparison of the distance distribution between the 2-points and 1-point crossovers.

generations necessary to reach the optimum are fewer and their contribution to the average is therefore reduced.

It is interesting to remark that n -points crossover can be considered as a “parallel version” of one-point crossover, in which n one-point crossover operations take place in parallel (as can be seen in Example 3.1). Hence, the study of the relations between different distances can be interesting to better understand the effects of this parallelization.

6. Further Remarks and Contributions

In this paper, a recent model for one-point crossover in GA has been generalized to n -points crossover. We have shown that when the kind of crossover is fixed, the distance can be computed in polynomial time w.r.t. both population size and individual length. This result indicates that the structures used for modeling one-point crossover can be generalized to deal with n -points crossover. Hence, the proposed model is not limited to a specific case and the results on the polynomial complexity in time can be extended to more general kinds of crossover. In order to experimentally study the proposed distance, we have showed how the distance distribution changes with different numbers of crossover points.

Future works will involve a more in-depth study of this model and, in general, an investigation of the conditions that a certain structure must satisfy for modeling crossover in GAs. It will also be the focus of future studies to determine what is a good trade-off between minimizing the number of crossover points and minimizing the average of the distance value; it would be interesting

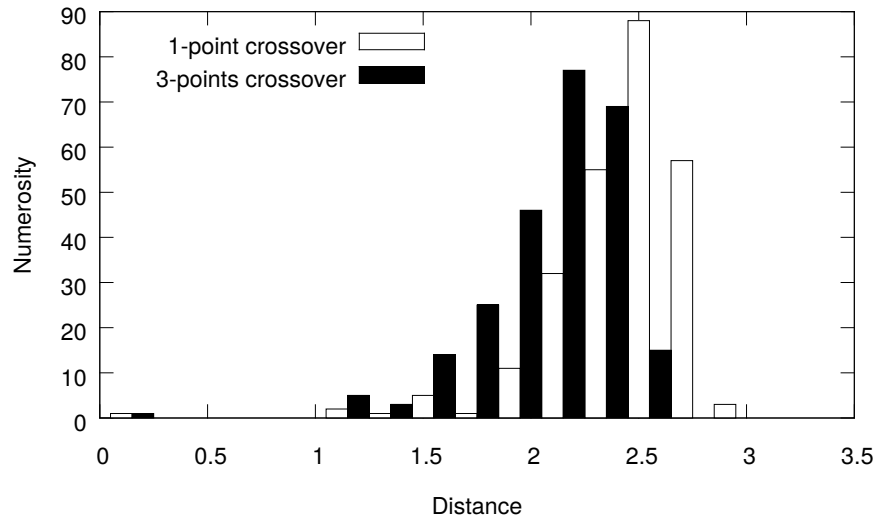


Figure 4: A comparison of the distance distribution between the 3-points and 1-point crossovers.

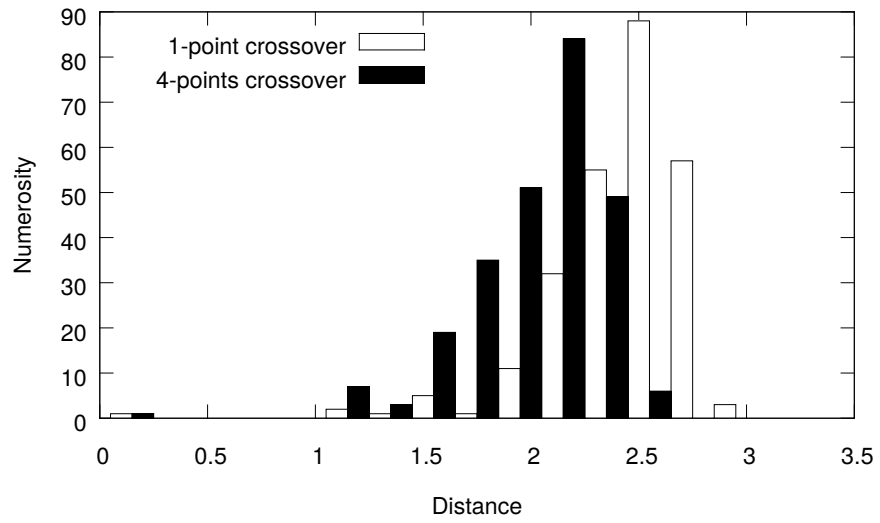


Figure 5: A comparison of the distance distribution between the 4-points and 1-point crossovers.

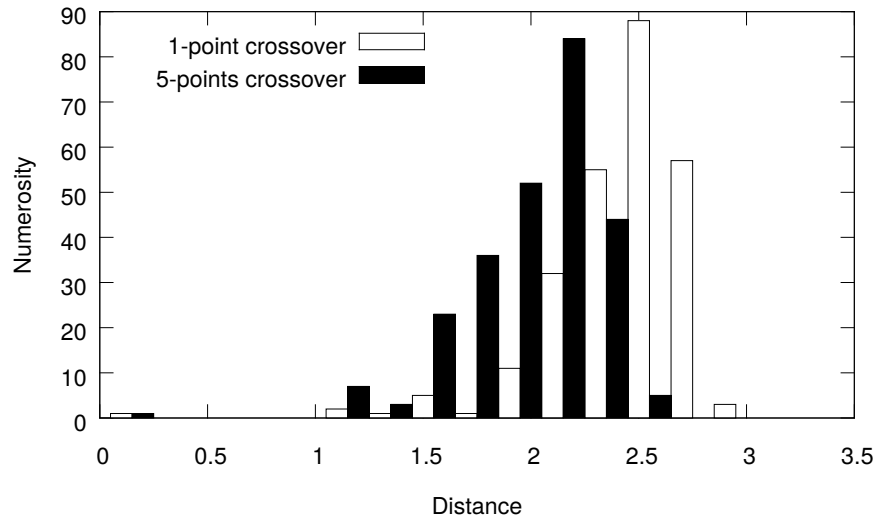


Figure 6: A comparison of the distance distribution between the 5-points and 1-point crossovers.

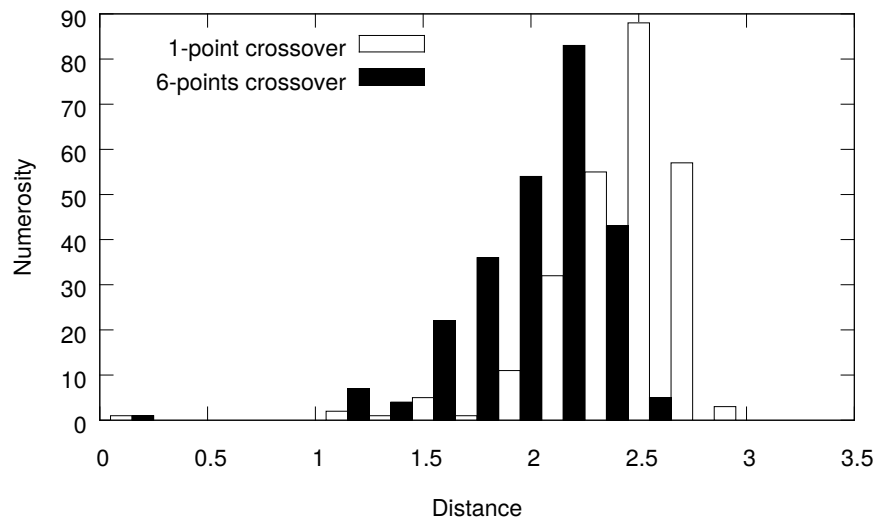


Figure 7: A comparison of the distance distribution between the 6-points and 1-point crossovers.

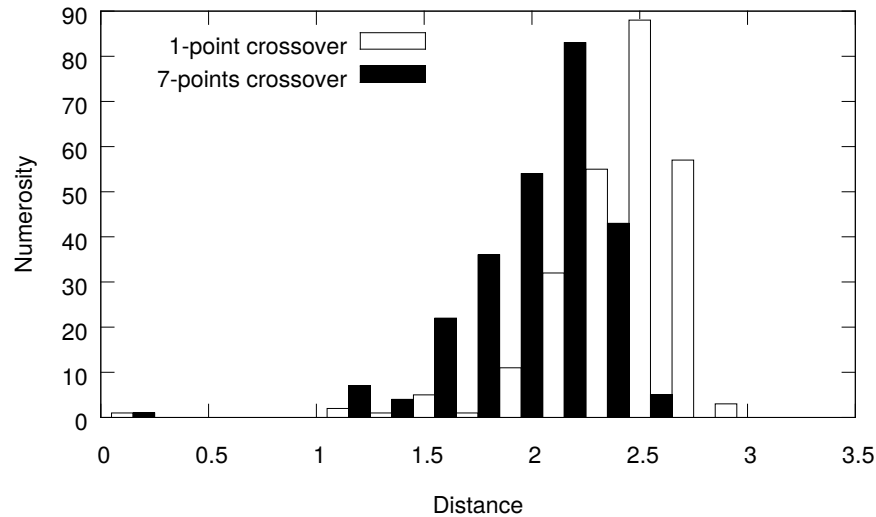


Figure 8: A comparison of the distance distribution between the 7-points and 1-point crossovers.

to observe if there is a correlation between these variations on the average of the distance and the performance of a GA on synthetic or real-world problems. Finally, a general way of extending this model to other evolutionary algorithms should be devised.

References

- [1] C. Reeves, J. Rowe, Genetic algorithms: principles and perspectives : a guide to GA theory, Springer, 2002.
- [2] M. Vose, The Simple Genetic Algorithm: Foundations and Theory, MIT Press, Cambridge, MA, USA, 1998.
- [3] M. Vose, Course notes: genetic algorithm theory, in: GECCO (Companion), ACM, 2010, pp. 2647–2660.
- [4] A. Moraglio, R. Poli, Topological interpretation of crossover, in: In Proceedings of the Genetic and Evolutionary Computation Conference, Vol. 3102 of Lecture Notes in Computer Science, Springer, 2004, pp. 1377–1388.
- [5] A. Moraglio, One-point geometric crossover, in: PPSN (1), Vol. 6238 of Lecture Notes in Computer Science, Springer, 2010, pp. 83–93.
- [6] A. Moraglio, Geometry of evolutionary algorithms, in: GECCO (Companion), ACM, 2011, pp. 1439–1468.

- [7] J. McDermott, U.-M. O'Reilly, L. Vanneschi, K. Veeramachaneni, How far is it from here to there? a distance that is coherent with gp operators, in: EuroGP, Vol. 6621 of Lecture Notes in Computer Science, Springer, 2011, pp. 190–202.
- [8] T. Jones, S. Forrest, Fitness distance correlation as a measure of problem difficulty for genetic algorithms, in: ICGA, Morgan Kaufmann, 1995, pp. 184–192.
- [9] L. Vanneschi, Theory and practice for efficient genetic programming, Ph.d. thesis, Faculty of Sciences, University of Lausanne, Switzerland (2004).
- [10] M. Tomassini, L. Vanneschi, P. Collard, M. Clergue, A study of fitness distance correlation as a difficulty measure in genetic programming, *Evolutionary Computation* 13 (2) (2005) 213–239.
- [11] P. Stadler, G. Wagner, Algebraic theory of recombination spaces, *Evolutionary Computation* 5 (3) (1997) 241–275.
- [12] B. Stadler, P. Stadler, M. Shpak, G. Wagner, Recombination spaces, metrics, and pretopologies, *Z. Phys. Chem* 216 (2002) 217–234.
- [13] L. Manzoni, L. Vanneschi, G. Mauri, A distance between populations for one-point crossover in genetic algorithms, *Theoretical Computer Science* 429 (2012) 213–222.
- [14] G. Birkhoff, *Lattice theory*, American Mathematical Society, 1967.
- [15] E. Čech, *Topological Spaces*, Wiley Interscience Publisher, London, 1966.
- [16] J. Munkers, *Topology*, 2nd Edition, Prentice Hall, 1999.
- [17] H. Poincaré, *Le continu mathématique*, *Revue de Métaphysique et de Morale* I (1893) 26–34, (Reprinted in [18] as Chapter II).
- [18] H. Poincaré, *La Science et l'hypothèse*, Flammarion, Paris, 1903, (English translation as *Science and Hypothesis*, Dover, New York, 1952).
- [19] T. Jones, *Evolutionary algorithms, fitness landscapes and search*, Ph.D. thesis, University of New Mexico, Albuquerque (1995).
- [20] R. Quick, V. Rayward-Smith, G. Smith, Fitness distance correlation and ridge functions, in: *Fifth Conference on Parallel Problems Solving from Nature (PPSN'98)*, Springer, Berlin, Heidelberg, New York, 1998, pp. 77–86.
- [21] P. Collard, A. Gaspar, M. Clergue, C. Escazut, Fitness distance correlation as statistical measure of genetic algorithms difficulty, revisited, in: *European Conference on Artificial Intelligence (ECAI'98)*, John Witley & Sons, Ltd., Brighton, 1998, pp. 650–654.

- [22] M. Tomassini, L. Vanneschi, P. Collard, M. Clergue, A study of fitness distance correlation as a difficulty measure in genetic programming, *Evolutionary Computation* 13 (2) (2005) 213–239.
- [23] V. Slavov, N. I. Nikolaev, Fitness landscapes and inductive genetic programming, in: *Proceedings of International Conference on Artificial Neural Networks and Genetic Algorithms (ICANNGA97)*, Springer, Berlin, Heidelberg, New York, University of East Anglia, Norwich, UK, 1997.
- [24] K. Deb, D. E. Goldberg, Analyzing deception in trap functions, *Morgan Kaufmann*, 1993, pp. 93–108.
- [25] M. Mitchell, S. Forrest, J. H. Holland, The royal road for genetic algorithms: Fitness landscapes and ga performance, in: *Proceedings of the First European Conference on Artificial Life*, MIT Press, 1991, pp. 245–254.