

Rabi model result for Einstein's B coefficient: role of fundamental processes in nonequilibrium statistical mechanics

Shyamal Biswas^{1*} and Tanmoy Mondal^{1,2}

¹*School of Physics, University of Hyderabad, C.R. Rao Road, Gachibowli, Hyderabad-500046, India*

²*Present Address: Centre for Theoretical Studies, IIT-Kharagpur, Kharagpur-721302, India*

(Dated: September 29, 2018)

Starting from the Rabi Hamiltonian, which is useful to get non-perturbation results within the rotating wave approximation, we have obtained Einstein's B coefficient to be time (t) dependent, $B(t) = B_0 J_0(\omega_\gamma t)$, where B_0 is the original time independent B coefficient ($B_0 = B_{12} = B_{21}$) and ω_γ is the Rabi flopping (angular) frequency for a two-state system (atom or molecule) in the thermal radiation field. The Bessel type oscillations in the B coefficient, even for very small ω_γ , drives the system away from the thermodynamic equilibrium at any finite temperature in contrary to the time dependent perturbation theory prediction. The time dependent B coefficient opens a path to go beyond Feynman's formalism for the nonequilibrium statistical mechanics. We also have obtained entropy production of the two-level system in this regard by considering Einstein's A coefficient to be the original time independent one and B coefficient to be time dependent.

PACS numbers: 03.65.-w, 03.65.Sq, 05.30.-d

Einstein's A and B coefficients are quite known to the scientific community in connection with the formation of spectral lines involving fundamental processes, spontaneous emissions, stimulated absorptions and stimulated emissions, undergone on a two-state system (atom or molecule) in presence of an oscillatory electromagnetic field, say laser light, thermal radiation, *etc* [1]. While the A coefficient is the rate of spontaneous transitions from a higher energy level to a lower energy level of the two-state system caused by vacuum fluctuations of electromagnetic field, B coefficient is the rate of stimulated absorptions B_{12} (or emissions B_{21}) of (or from) the same system in the radiation field for unit energy density of the radiation per unit (angular) frequency interval around the Bohr frequency [1, 2]. Einstein's A and B coefficients are of very high importance, as because, the spectral lines have huge applications almost everywhere in the modern science, engineering, and technology. The coefficients also determine density of photons in thermal equilibrium when the probability of transitions for a two-state system reaches the steady state, though Planck distribution law or Bose-Einstein statistics also determines the same in terms of fundamental constants.

Historically, Einstein's A and B coefficients, which are time independent, were proposed almost a century back during the era of old quantum mechanics when time dependent perturbation theory was not known [1]. The coefficients were determined, for a two-state system in thermal radiation field, by Dirac in the new quantum mechanics era within the framework of quantum electrodynamics and time dependent perturbation theory, respectively [3]. However, two decades later, Rabi and his collaborators showed resonance in the two-state system in the course of

stimulated absorption and emission within a nonperturbative model which is now known as Rabi model [4, 5]. For the two-state system (having the electric dipole moment \vec{d} and the Bohr (angular) frequency ω_0 corresponding to energy eigenstates $|\psi_1\rangle$ and $|\psi_2\rangle$) in presence of an oscillatory electromagnetic field with the electric field component $\vec{E} = \vec{E}_0 \cos(\omega t)$, Rabi obtained a generalized (angular) frequency for the transition induced flopping of the two states, as, $\Omega = \sqrt{(\omega - \omega_0)^2 + \omega_\gamma^2}$ which is now known as Rabi formula where $\omega_\gamma = |\langle \psi_1 | \vec{d} \cdot \vec{E}_0 | \psi_2 \rangle| / \hbar$ is the Rabi flopping frequency [5].

It is quite known, that, the generalized Rabi flopping frequency (Ω) tends to the Rabi flopping frequency (ω_γ) at the resonance ($\omega \rightarrow \omega_0$) i.e. when the probability of the stimulated transitions, say $P_{2 \rightarrow 1}(t) = \omega_\gamma^2 \frac{\sin^2(\Omega t/2)}{\Omega^2} = \omega_\gamma^2 \frac{\sin^2(\sqrt{(\omega - \omega_0)^2 + \omega_\gamma^2} t/2)}{(\omega - \omega_0)^2 + \omega_\gamma^2}$ for stimulated emissions from $|\psi_2\rangle$ to $|\psi_1\rangle$, is sharply picked [5–7]. The expression of transition probability (involving the Rabi flopping frequency) is quite successful as it gives reliable value of nuclear magnetic moment to the experimentalists [5]. Later experimentalists found the expression quite successful for atoms, molecules, semiconductor, Bose-Einstein condensate, many-bodies, *etc* exposed in laser light [8–14]. One can get the perturbation result [3, 6] back if one assumes $|\omega - \omega_0| \gg \omega_\gamma$ in the Rabi formula. But, the condition for the perturbation does not hold near the resonance ($\omega \rightarrow \omega_0$) however small ω_γ is. Since the condition of the perturbation is not satisfied close around the resonance when the stimulated transition (emission or absorption) probability is sharply picked, perturbation result ($B_0 = B_{12} = B_{21} = \frac{\pi}{3\epsilon_0 \hbar^2} |\langle \psi_1 | \vec{d} | \psi_2 \rangle|^2$ [3, 6][22]) for the B coefficient obtained by Dirac [3] is not reliable. This problem was surprisingly overlooked for the last eight decades; and, now, here we are to attack it. Our

*Electronic address: [sbsp\[at\]uohyd.ac.in](mailto:sbsp[at]uohyd.ac.in)

aim is to revise the B coefficient within nonperturbative formalism based on the Rabi model.

This article begins with the Rabi model for a two-state system in a sinusoidally oscillating electric field [4–7]. Then we write down transition probabilities for the dipole transitions among the two states, and recast the transition probabilities for same two-level system in thermal radiation by integrating over all possible frequencies and polarizations of the thermal radiation. This result significantly differs from the perturbation result. We compare this result with the experimental data obtained by Brune *et al* [10]. From the integrated transition probabilities, we get oscillatory type time dependent B coefficient by following its definition. Then we use the new B coefficient in the (generalized) master equation for the dynamics of the probabilities of the two states. By solving the master equations we get time evolution of the probabilities. From this time dependent probabilities, we get entropy production of the two-level system by following Feynman's formalism for nonequilibrium statistical mechanics. Finally, we conclude about our results.

Rabi Hamiltonian for the two-state system having electric dipole moment \vec{d} in the oscillatory electromagnetic field (with the electric field component $\vec{E} = \vec{E}_0 \cos(\omega t)$) is given by [4, 5, 7]

$$H = E_1|\psi_1\rangle\langle\psi_1| + E_2|\psi_2\rangle\langle\psi_2| - \frac{\vec{E}_0 \cdot \vec{d}}{2} [e^{i\omega t}|\psi_1\rangle\langle\psi_2| + e^{-i\omega t}|\psi_2\rangle\langle\psi_1|], \quad (1)$$

where $|\psi_1\rangle$ and $|\psi_2\rangle$ are the two orthonormal states of the two-state system (in absence of the external field) with energy eigenvalues E_1 and E_2 ($E_2 > E_1$) respectively. The third term of the Hamiltonian represents the interaction between the two-state system (atom or molecule) and the external electromagnetic field. The interaction term, although is not a perturbation, is consistent with the rotating wave approximation ($\omega_0 + \omega \gg |\omega_0 - \omega|$) which is also used in the time dependent perturbation theory [6]. Validity of the rotating wave approximation, however, is not questioned at resonance ($\omega \rightarrow \omega_0$) as long as $\omega_0 = (E_2 - E_1)/\hbar$ is fairly large, say $\omega_0 \gg \omega_\gamma$. Thus Rabi model is applicable for large Bohr frequency (ω) of the two-state system.

Time evolution of the state of the system takes the form $|\psi(t)\rangle = c_1(t)e^{-iE_1t/\hbar}|\psi_1\rangle \otimes \begin{pmatrix} 1 \\ 0 \end{pmatrix} + c_2(t)e^{-iE_2t/\hbar}|\psi_2\rangle \otimes \begin{pmatrix} 0 \\ 1 \end{pmatrix}$ where $c_1(t)$ is the transition probability amplitude for the dipole-transition from the state $|\psi_2\rangle$ to $|\psi_1\rangle$ and $c_2(t)$ is that from the state $|\psi_1\rangle$ to $|\psi_2\rangle$. Schrodinger equation for the above Hamiltonian exactly determines the transition probabilities ($P_{1\rightarrow 2}(t) = |c_2(t)|^2$, $P_{2\rightarrow 1}(t) = |c_1(t)|^2$), with the suitable boundary condition that the system initially

($t = 0$) the system was only in the state $|\psi_1\rangle$, as, [5–7]

$$P_{2\rightarrow 1}(t) = \omega_\gamma^2 \frac{\sin^2(\Omega t/2)}{\Omega^2} \quad (2)$$

where $\Omega = \sqrt{(\omega - \omega_0)^2 + \omega_\gamma^2}$ is the generalized Rabi (angular) frequency and $\omega_\gamma = |\langle\psi_1|\vec{d}\cdot\vec{E}_0|\psi_2\rangle|/\hbar$ is the Rabi flopping frequency (as already have mentioned) for the stimulated emissions from the state $|\psi_2\rangle$ to $|\psi_1\rangle$, and

$$P_{1\rightarrow 2}(t) = 1 - P_{2\rightarrow 1}(t) \quad (3)$$

for the stimulated absorptions from the state $|\psi_1\rangle$ to $|\psi_2\rangle$.

Eqns.(2) and (3) are true for a monochromatic light, having a single polarization and energy density $u = \frac{1}{2}\epsilon_0 E_0^2$ [23], incident on the two-state system. Let us now consider the system in thermal radiation field whether all possible frequencies of the incident light are there with two independent arbitrary polarizations. While averaging over the polarization states results a factor 1/3 [6] in the r.h.s. of Eqn.(2), contribution of the thermal radiation of all possible frequencies leads to an integration in the r.h.s. of Eqn.(2) over ω with a degeneracy factor $u(\omega)$ to be followed from Planck's distribution formula or Bose-Einstein statistics. Thus we recast Eqn.(2) as

$$P_{2\rightarrow 1}(t) = \frac{|\langle\psi_1|\vec{d}|\psi_2\rangle|^2}{3\hbar^2} \int_0^\infty \frac{2u(\omega)}{\epsilon_0} \frac{\sin^2(\Omega t/2)}{\Omega^2} d\omega, \quad (4)$$

where [6]

$$u(\omega) = \frac{\hbar\omega^3}{\pi^2 c^3} \frac{1}{e^{\hbar\omega/k_B T} - 1} \quad (5)$$

is the energy density of the thermal radiation per unit (angular) frequency interval at temperature T .

The integrand in Eqn.(4) is picked at $\omega = \omega_0$ so that most of the integration comes from ω close to ω_0 . Further considering ω_0 to be fairly large (i.e. $\omega_0 \gg \omega_\gamma$), we recast Eqn.(4), as,

$$\begin{aligned} P_{2\rightarrow 1}(t) &= \frac{2\mu_{12}^2 u(\omega_0)}{3\epsilon_0 \hbar^2} \left[\int_{-\infty}^{-\omega_\gamma} \frac{\sin^2(\Omega t/2)}{\Omega^2} \frac{1}{\sqrt{1 - (\omega_\gamma/\Omega)^2}} d\Omega \right. \\ &\quad \left. + \int_{\omega_\gamma}^\infty \frac{\sin^2(\Omega t/2)}{\Omega^2} \frac{1}{\sqrt{1 - (\omega_\gamma/\Omega)^2}} d\Omega \right] \\ &= \frac{2\mu_{12}^2 u(\omega_0)}{3\epsilon_0 \hbar^2} \frac{\pi}{2\omega_\gamma} {}_1F_2\left(\left\{\frac{1}{2}\right\}, \left\{1, \frac{3}{2}\right\}, -\frac{\omega_\gamma^2 t^2}{4}\right) \omega_\gamma t, \quad (6) \end{aligned}$$

where $\mu_{12} = |\langle\psi_1|\vec{d}|\psi_2\rangle| = |\langle\psi_2|\vec{d}|\psi_1\rangle|$ is the transition dipole moment, and the lower limit $\Omega = -\sqrt{\omega_0^2 + \omega_\gamma^2}$ (which follows from the avoided crossing) is conveniently replaced[24] by $-\infty$ as the typical full-width of the transition probability, $\Delta\Omega = 4\pi/t$, is

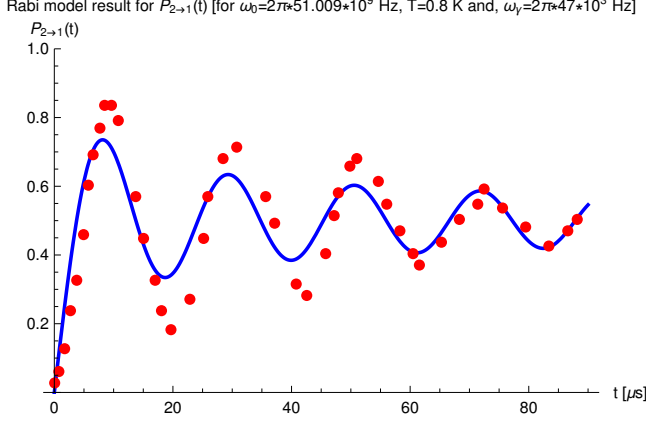


FIG. 1: Probability of transitions from the upper level to the lower level of the two-state system in thermal radiation field with the condition that the system initially was in the lower level. Plot follows Eqn.(8) for the parameters as mentioned in the figure. Circles represent experimental data adapted for the same parameters for the circular Rydberg states (with the principal quantum number $n = 50$ and $n = 51$) of ^{87}Rb atoms in a high- Q cavity ($Q = 7 \times 10^7$) of size $27 \times 50 \times \infty \text{ mm}^3$ [10]. Envelope of the oscillations could be given by $1/2 \pm \sqrt{1/2\pi\omega_\gamma t}$.

well contained (for reasonable values of t) within the lower limit ($\Omega = -\sqrt{\omega_0^2 + \omega_\gamma^2}$) and upper limit ($\Omega = \infty$) of the integrations for fairly large ω_0 . All these approximations for evaluating the above integrations are also applied in the time dependent perturbation calculation keeping $\omega_\gamma \rightarrow 0$ [3, 6]. We are differing from the perturbation result [3] only by keeping $\omega_\gamma \neq 0$.

Natural question arises about quantifying Rabi frequency for the two-state system in the thermal radiation field. Eqn.(6) is the generalization of Eqn.(2) with proper normalization for the all the frequencies of the thermal radiation around ω_0 . Thus for $t \rightarrow \infty$ and $\omega \rightarrow \omega_0$, right hand sides of both the Eqn.(2) and Eqn.(6) is averaged out to $1/2$. Thus, we get the Rabi frequency for the two-state system in the thermal radiation field, as,

$$\omega_\gamma = \frac{2\pi\mu_{12}^2 u(\omega_0)}{3\epsilon_0 \hbar^2}. \quad (7)$$

Here, we have considered only thermal radiation in $u(\omega_0)$. Quantum vacuum fluctuations, which plays a stronger role in low temperature regime and weaker role in the high temperature regime, also contribute in $u(\omega_0)$ and can significantly increase the value of ω_γ in the low temperature regime [10]. Now, using Eqns. (6) and (7), we get the probability for the transitions from the upper level to the lower level, as,

$$P_{1 \rightarrow 2}(t) = \frac{\omega_\gamma t}{2} {}_1F_2\left(\left\{\frac{1}{2}\right\}, \left\{1, \frac{3}{2}\right\}, -\frac{\omega_\gamma^2 t^2}{4}\right), \quad (8)$$

where ${}_1F_2$ is a generalized hypergeometric function. The transition probability is a measurable quantity, and was

already measured by keeping the system in a high- Q cavity at a low temperature (0.8 K), so that, along with the thermal radiation, discrete modes of vacuum fluctuations can also play a significant role [10, 11]. However, Eqn.(8) would give correct result for high temperature and large cavity size. We compare our result in Eqn.(8) with the experimental data obtained by Brune *et al* [10] for relatively low temperature and large cavity size, in FIG. 1. Our semiclassical result for the probability of the stimulated transitions, though matches well with the experimental data in the large t regime, deviates substantially in the low t regime. This deviation may be thought of as coming from the effect of the discrete modes of the vacuum fluctuations in the cavity in the form of spontaneous transitions. It is expected that, the Jaynes-Cummings Hamiltonian [15], which involves the quantization of the electromagnetic field in the cavity on top of the Rabi Hamiltonian and the system-bath interactions, would capture the deviation specially in the low temperature regime. A theory with the Jaynes-Cummings Hamiltonian (i.e. a quantum Rabi Hamiltonian) was already proposed by Wilczewski and Czachor in this regard [16]. Although their theoretical result though matches very well with the experimental data, they did not enlighten on the time dependence in the rate of stimulated transitions. However, Jaynes-Cummings Hamiltonian is not needed for a two-state system interacting with the thermal radiation field in an open space, if we already have Rabi Hamiltonian. Rather, agreement of the Rabi model result with the experimental data even for the cavity confinement, gives us enough confidence to go ahead with the model to show time dependence in the rate of stimulated transitions and its natural consequences towards nonequilibrium statistical mechanics for a two-state system in the thermal radiation field.

Time derivative of the r.h.s. of Eqn.(6) is the transition probability per unit time ($R_{2 \rightarrow 1}(t) = \frac{d}{dt} P_{2 \rightarrow 1}(t)$), i.e. the rate of stimulated emissions from the state $|\psi_2\rangle$ to $|\psi_1\rangle$, which we get from Eqn.(6), as,

$$\begin{aligned} R_{2 \rightarrow 1}(t) &= \frac{\mu_{12}^2 u(\omega_0)}{3\epsilon_0 \hbar^2} \left[\int_{-\infty}^{-\omega_\gamma} \frac{\sin(\Omega t)}{\Omega} \frac{1}{\sqrt{1 - (\omega_\gamma/\Omega)^2}} d\Omega \right. \\ &\quad \left. + \int_{\omega_\gamma}^{\infty} \frac{\sin(\Omega t)}{\Omega} \frac{1}{\sqrt{1 - (\omega_\gamma/\Omega)^2}} d\Omega \right] \\ &= \frac{\pi \mu_{12}^2 u(\omega_0)}{3\epsilon_0 \hbar^2} J_0(\omega_\gamma t), \end{aligned} \quad (9)$$

where $J_0(\omega_\gamma t)$ is the Bessel function of the order zero of the first kind. Rate of stimulated absorptions ($R_{1 \rightarrow 2}(t) = -\frac{d}{dt} P_{1 \rightarrow 2}(t)$) from the state $|\psi_1\rangle$ to $|\psi_2\rangle$ is defined with a negative sign by convention. From Eqns.(3) and (9), it is clear that, rate of stimulated absorption from the state $|\psi_1\rangle$ to $|\psi_2\rangle$ would be

$$R_{1 \rightarrow 2}(t) = R_{2 \rightarrow 1}(t) = \frac{\pi \mu_{12}^2 u(\omega_0)}{3\epsilon_0 \hbar^2} J_0(\omega_\gamma t). \quad (10)$$

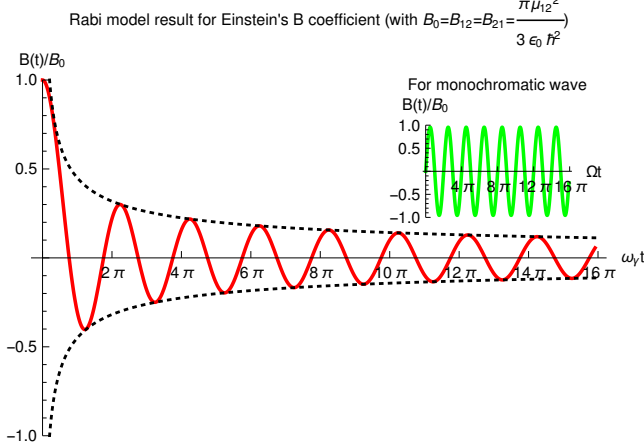


FIG. 2: Solid line follows from Eqn.(11), and represents the Rabi model result for Einstein's B coefficient. Dotted lines ($\pm\sqrt{2/\pi\omega_\gamma t}$) represent envelope for the oscillations in the B coefficient. Inset follows from Eqn.(13), and represents the B coefficient for the system interacting with a monochromatic wave of a single polarization.

Einstein's B coefficient was already defined as the rate of stimulated transitions (emissions or absorptions) per unit energy density of radiations per unit (angular) frequency interval around the Bohr frequency. Following this definition, we get Einstein's B coefficient ($B(t) = R_{2\rightarrow 1}(t)/u(\omega_0) = R_{1\rightarrow 2}(t)/u(\omega_0)$) from the Eqns.(9) and (10), as,

$$B(t) = B_0 J_0(\omega_\gamma t), \quad (11)$$

where $B_0 = B_{12} = B_{21} = \frac{\pi\mu_{12}^2}{3\epsilon_0\hbar^2}$ is the original B coefficient obtained by Dirac [3, 6]. Eqn.(11) is the Rabi model result for the B coefficient which surprisingly was not derived before. In equation Eqn.(11), if we take the limit $\omega_\gamma \rightarrow 0$, then we exactly get back the original B coefficient [6]. We show the time dependence in the B coefficient in FIG. 2.

For the case of a monochromatic light (having a single polarization perpendicular to a fixed direction of propagation and time averaged energy density $u = \frac{1}{2}\epsilon_0 E_0^2$) incident on the two-state system we need not to take averaging over the directions of polarizations as done in Eqn.(4), and can recast Eqn.(10) from Eqn.(2), as,

$$R_{1\rightarrow 2}(t) = R_{2\rightarrow 1}(t) = \frac{\mu_{12}^2 u \sin(\Omega t)}{\epsilon_0 \hbar^2 \Omega}. \quad (12)$$

Now, if we define the B coefficient ($B(t) = R_{2\rightarrow 1}(t)/[u/\Omega] = R_{1\rightarrow 2}(t)/[u/\Omega]$) for a monochromatic wave, as, the rate of stimulated transitions (emissions and absorptions) per unit time average energy density per unit generalized Rabi flopping frequency, then it would be

$$B(t) = \frac{3B_0}{\pi} \sin(\Omega t). \quad (13)$$

We show the time dependence in the B coefficient in FIG. 2 (inset).

It is to be noted, that, ω_γ however small, greatly influence the dynamics of the thermodynamic probabilities $P_1(t)$ and $P_2(t)$ of the states $|\psi_1\rangle$ and $|\psi_2\rangle$ respectively even for the case of thermal radiation field. Dynamics of the thermodynamic probabilities are determined by the following master equations [6]:

$$\frac{dP_2}{dt} = -AP_2(t) - R_{2\rightarrow 1}(t)P_2(t) + R_{1\rightarrow 2}(t)P_1(t) \quad (14)$$

and

$$\frac{dP_1}{dt} = AP_2(t) + R_{2\rightarrow 1}(t)P_2(t) - R_{1\rightarrow 2}(t)P_1(t) \quad (15)$$

where $A = \frac{\omega_0^3 \mu_{12}^2}{3\pi\epsilon_0 \hbar c^3}$ [3, 6] is the original (time independent) Einstein's A coefficient. Because of the constraint, that $P_1(t) + P_2(t) = 1$, dynamics of the probabilities can be solely determined from any one of the above two equations, say, Eqn.(14) with $P_1(t)$ replaced by $1 - P_2(t)$. Thus we recast Eqn.(14) with the rate of stimulated transitions $R(t) = R_{2\rightarrow 1}(t) = R_{1\rightarrow 2}(t)$, as,

$$\frac{dP_2}{dt} = R(t) - [A + 2R(t)]P_2(t). \quad (16)$$

In perturbation theory $R(t)$ is found to be time independent, say $R(t) = R(0)$, and for this case, Eqn.(16) has physical solution $P_2(t) = \frac{R(0)}{A+2R(0)}[1 - e^{-[A+2R(0)]t}]$ which is often equated with the Boltzmann probability $P_2(\infty) = \frac{e^{-E_2/k_B T}}{e^{-E_1/k_B T} + e^{-E_2/k_B T}}$ for $t \rightarrow \infty$ [1, 6]. However, equation Eqn.(16) does not have single physical solution within $0 \leq P(t) \leq 1$ as long as $R(t)$ is time dependent not only for that obtained in Eqns.(10) and (12) but also for any arbitrary $R(t)$ including the first order over $R(0)$. Thus Eqn.(16) no longer gives correct description for the dynamics of the probability as the transition rate is now time dependent. So, we have to find a suitable equation for $P_2(t)$. Since Eqn.(16) has some merit for time independent $R(t)$, we can still rely on the time derivative of both the sides of it, and get

$$\frac{d^2 P_2}{dt^2} = \frac{dR(t)}{dt} - [A + 2R(t)]\frac{dP_2}{dt} - 2\frac{dR(t)}{dt}P_2(t). \quad (17)$$

All the solutions of Eqn.(16), for arbitrarily acceptable values of parameters, are also the solutions of Eqn.(17), but converse is not true. As Eqn.(17) is a higher order differential equation, its solutions are general than those of Eqn.(16) though they have the same set of physical solutions for the case of time independent $R(t)$. However, some of the general solutions can be physical.

Since Eqn.(17) is a second order differential equation, we have to consider two boundary conditions for it. One is $P_2(0) = 0$. Another we can find from the steady state. It is clear from Eqn.(17), that, in the steady state

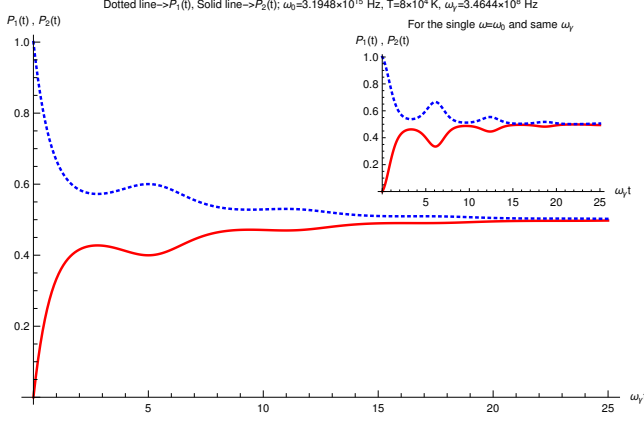


FIG. 3: Thermodynamic probabilities for the $3s_{\frac{1}{2}}$ and $3p_{\frac{1}{2}}$ states of an ^{23}Na atom in the thermal radiation field with the condition that the system initially was in the lower level. Plots follow from Eqns.(19) and (18) for the parameters as mentioned in the figure corresponding to $\mu_{12} = 2.5ea_0 = 2.1196 \times 10^{-29} \text{ Cm}$ [17]. The plots in the inset follow Eqns.(19) and (20) for the relevant parameters of the same system in the monochromatic radiation field.

($P_2'(t) = P_2''(t) \rightarrow 0$), we must have $P_2(t) \rightarrow 1/2$ however small ω_γ is. We solve Eqn.(17) with the boundary condition that $P_2(0) = 0$, for $R(t)$ in Eqn.(10), as,

$$P_2(t) = e^{-[A+2R(0)]_1 F_2\left(\left\{\frac{1}{2}\right\}, \left\{1, \frac{3}{2}\right\}, -\frac{\omega_\gamma^2 t^2}{4}\right)t} \times \int_0^t e^{[A+2R(0)]_1 F_2\left(\left\{\frac{1}{2}\right\}, \left\{1, \frac{3}{2}\right\}, -\frac{\omega_\gamma^2 \tau^2}{4}\right)\tau} \times [c_2 + R(0)J_0(\omega_\gamma \tau)] d\tau, \quad (18)$$

where c_2 is an integration constant which is to be determined by setting the condition for reaching the steady state ($P_2(\infty) = 1/2$) as $c_2 = A/2$. It is easy to check, that, Eqn.(18) exactly satisfies Eqn.(16) for $c_2 = 0$. One can also check, that, the solution having the steady state is the only physical solution for arbitrarily allowed values of $P_2(0)$, A and $R(0) = B_0 u(\omega_0)$. From Eqn.(18) we get

$$P_1(t) = 1 - P_2(t). \quad (19)$$

Eqns.(18) and (19) are our semiclassical results for the thermodynamic probabilities of the two states of the two-state system in the thermal radiation. We plot these probabilities in FIG. 3 for the relevant values of the parameters for the $3s_{\frac{1}{2}}$ and $3p_{\frac{1}{2}}$ states of an ^{23}Na atom. For plotting the same, we have purposefully considered the temperature to be very high ($T = 8 \times 10^4 \text{ K}$) so that both the rates of spontaneous ($A/\omega_\gamma = 0.1783$) and stimulated ($R(0)/\omega_\gamma = 1/2$) are comparable to the Rabi frequency to show oscillations in the thermodynamic probabilities. An ^{23}Na atom is not expected to be ionized even in such a high temperate, as its ionization potential is $5.1\text{eV} = 581385.7 \text{ k}_B \text{ K}$.

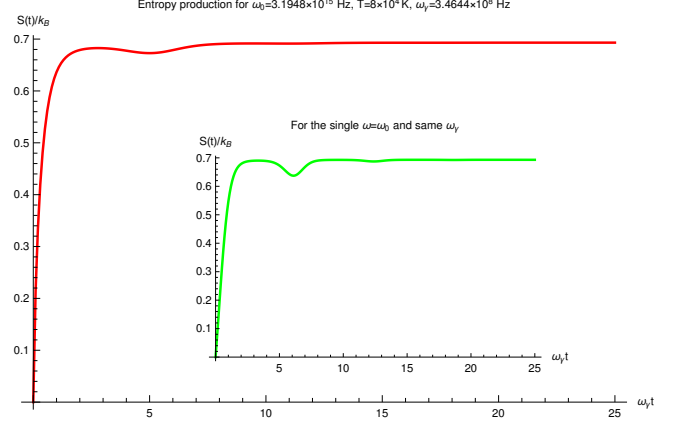


FIG. 4: Entropy production for the $3s_{\frac{1}{2}}$ and $3p_{\frac{1}{2}}$ states of an ^{23}Na atom in the thermal radiation field. Plots follow from Eqn.(21) for the parameters as mentioned in the FIG. 3.

One the other hand, for the case of monochromatic wave (with $R(t)$ shown in Eqn.(12)), we solve Eqn.(17) by following the same procedure, and get

$$P_2(t) = e^{-At + \frac{2R(\frac{\pi}{2\Omega}) \cos(\Omega t)}{\Omega}} \int_0^t e^{A\tau - \frac{2R(\frac{\pi}{2\Omega}) \cos(\Omega \tau)}{\Omega}} \times [c_2 + R(\frac{\pi}{2\Omega}) \sin(\Omega \tau)] d\tau. \quad (20)$$

For this case also, we have $P_1(t) = 1 - P_2(t)$. We plot these probabilities in the inset of FIG. 3 for the relevant values of the parameters for the same system. It is clear from the figure, that, the probabilities, even for the case of the two-level system in the thermal radiation field, approach $1/2$ for $t \rightarrow \infty$. For the case of thermal radiation, the rate of stimulated transitions ($R(0) = B_0 u(\omega_0)$) although is a function of temperature, the probabilities in the steady state are differing from the Boltzmann probabilities, and are not the function of temperature at all. This a significant consequence of the time dependent B coefficient, and it significantly differs from the perturbation result [6].

The two-state system in the rapidly oscillating electromagnetic field though makes transitions (if frequency of the oscillations is close to the Bohr frequency of the two state), the transitions are occurring in much larger time scale ($t \sim 1/\omega_\gamma$). Thus, it is not known exactly when the system makes a transition. Instated we can know probability of the transition, and consequently, occupancy of the two states becomes probabilistic. This loss of information can be quantified by the entropy production of the system. Within Feynman formalism, entropy production of the two-state system either in the thermal radiation field or in the monochromatic radiation field, can be written, as, [18]

$$S(t) = -k_B [P_1(t) \ln(P_1(t)) + P_2(t) \ln(P_2(t))]. \quad (21)$$

We show the time dependence of the entropy in FIG. 4 for both the cases showing the monochromatic wave result in the inset. Feynman considered rate of stimulated transitions to be always positive for a thermodynamic system away from equilibrium. Feynman showed (from an equation similar to Eqn.(21) that entropy always increases with time by considering the same [18]. However, a two-level system in thermal (or monochromatic) radiation field does not fully evolve spontaneously. Stimulated transitions have some control over the evolution of the system. Thus, it is not expected that entropy will never decrease as shown in FIG. 4. Our result for the entropy of the system, obtained beyond Feynman formalism, is gradually increasing to the saturation value $k_B \ln 2$ in course of oscillations. For $B_0 \rightarrow 0$, stimulated transitions are suppressed in comparison to the spontaneous emissions. In this limiting situation, entropy will never decrease as stated in the second law of thermodynamics.

To conclude, we have obtained Rabi model result for Einstein's B coefficient to be time and Rabi flopping frequency dependent, say, $B(t) = B_0 J_0(\omega_\gamma t)$ for a two-state system (atom or molecule) in thermal radiation field. This result is accurate for fairly large Bohr frequency ($\omega_0 \gg \omega_\gamma$), and is significantly different from the perturbation result which is not reliable near the resonance in the Rabi flopping. Although the limit $\omega_\gamma \rightarrow 0$ gives the original B coefficient back, yet, the time dependence plays a significant role in the dynamics of probabilities of the two states of the system. The oscillations in the B coefficient, even for very small ω_γ , drives the system

away from the thermodynamic equilibrium at any finite temperature. Thus, the system, although can reach the steady state, can never come to the thermodynamic equilibrium with the thermal radiation field.

We also have obtained results for the same system in the monochromatic radiation field. Individual contribution of each frequency component of the thermal radiation field when randomly added suppress the oscillations in the rate of stimulated transitions.

Roles of the fundamental processes (spontaneous emissions, stimulated emissions and stimulated absorptions) in the evolution of entropy of a system are shown by considering Rabi model for a two-state system in the thermal radiation field as a toy model. The time dependent B coefficient opens a path to go beyond Feynman's formalism for the nonequilibrium statistical mechanics. How to calculate entropy productions of the laser trapped ultra-cold Bose and Fermi systems by generalizing the toy model are kept as open problems. How to generalize our results for degenerate states of a two-level system would also be an interesting problem. Quantum Rabi model has attracted both the experimentalists [10, 11, 19] and theoreticians [16, 20, 21] in the last two decades. How to generalize our semiclassical results, within the quantum Rabi model (with considering the cavity modes [15, 16]) is also kept as an open problem.

S. Biswas acknowledges partial financial support of the DST, Govt. of India under the INSPIRE Faculty Award Scheme [No. IFA-13 PH-70].

-
- [1] A. Einstein, D. Phys. G. **18**, 318 (1916); M. Phys. G. Z. **18**, 47 (1916); *Phys. Z.* **18**, 121 (1917)
 - [2] R. C. Hilborn, *Am. J. Phys.* **50**, 982 (1982)
 - [3] P. A. M. Dirac, *Proc. Roy. Soc A* **114**, 243 (1927); For the CQED treatment with vacuum fluctuations, see – [15].
 - [4] I. I. Rabi, *Phys. Rev.* **49**, 324 (1936); I. I. Rabi, *Phys. Rev.* **51**, 652 (1937)
 - [5] I. I. Rabi, S. Millman, P. Kusch, and J. R. Zacharias, *Phys. Rev.* **55**, 526 (1939)
 - [6] D. J. Griffiths, *Introduction to Quantum Mechanics*, p. 352-368, 2nd ed., Pearson Education, Delhi, India (2005)
 - [7] J. J. Sakurai, *Modern Quantum Mechanics*, Redised ed., p. 320, Pearson Education, Delhi, India (1999)
 - [8] G. B. Hocker and C. L. Tang, *Phys. Rev. Lett.* **21**, 591 (1968)
 - [9] S. T. Cundiff, A. Knorr, J. Feldmann, S. W. Koch, E. O. Gobel, and H. Nickel, *Phys. Rev. Lett.* **73**, 1178 (1994)
 - [10] M. Brune, F. Schmidt-Kaler, A. Maali, J. Dreyer, E. Hagley, J. M. Raimond, and S. Haroche, *Phys. Rev. Lett.* **76**, 1800 (1996)
 - [11] D. M. Meekhof, C. Monroe, B. E. King, W. M. Itano, and D. J. Wineland, *Phys. Rev. Lett.* **76**, 1796 (1996)
 - [12] E. A. Donley, N. R. Claussen, S. T. Thompson and C. E. Wieman, *Nature* **417**, 529 (2002)
 - [13] T. Udem, *Nature* **420**, 469 (2002)
 - [14] Y. O. Dudin, L. Li, F. Bariani and A. Kuzmich, *Nat. Phys.* **8**, 790 (2012)
 - [15] E. T. Jaynes and F. W. Cummings, *Proc. IEEE* **51**, 89 (1963)
 - [16] M. Wilczewski and M. Czachor, *Phys. Rev. A* **79**, 033836 (2009), *Phys. Rev. A* **80**, 013802 (2009)
 - [17] R. W. Boyd, *Nonlinear Optics*, 3rd ed., p. 293, Elsevier Inc., New Delhi, India (2009)
 - [18] R. P. Feynman, *Statistical Mechanics: A Set of Lectures*, p. 8, Westview Press, Boulder, USA (1972)
 - [19] S. Haroche, *Rev. Mod. Phys.* **85**, 1083 (2013)
 - [20] R. J. Vandeale, A. Arvanitidis, and A. Ceulemans, *J. Phys. A: Math. Theor.* **50**, 114002 (2017)
 - [21] Q. Xie, H. Zhong, M. T. Batchelor, and C. Lee, *J. Phys. A: Math. Theor.* **50**, 113001 (2017)
 - [22] If degeneracy of the two states are g_1 and g_2 , respectively, then B_{21}/B_{12} would be given by $B_{21}/B_{12} = g_1/g_2$ [2].
 - [23] Actual energy density, $u = \epsilon_0 E_0^2 \cos^2(\omega t)$, where magnetic field part also contributes equally is averaged out here, as because, at resonance ω goes to ω_0 , and since $\omega_0 \gg \omega_\gamma$, electromagnetic field oscillates many times within a single Rabi cycle [6].
 - [24] Correction to the integration, for this replacement, quickly vanishes as $[-\pi/2 + \text{Si}(\omega_0 t) + O(\omega_\gamma^2/\omega_0^2)]t$.