

# DAG-based Long Short-Term Memory for Neural Word Segmentation

Xinchi Chen, Zhan Shi, Xipeng Qiu,\* Xuanjing Huang

Shanghai Key Laboratory of Intelligent Information Processing, Fudan University

School of Computer Science, Fudan University

825 Zhangheng Road, Shanghai, China

{xinchichen13,zshi16,xpqi,xjhuang}@fudan.edu.cn

## Abstract

Neural word segmentation has attracted more and more research interests for its ability to alleviate the effort of feature engineering and utilize the external resource by the pre-trained character or word embeddings. In this paper, we propose a new neural model to incorporate the word-level information for Chinese word segmentation. Unlike the previous word-based models, our model still adopts the framework of character-based sequence labeling, which has advantages on both effectiveness and efficiency at the inference stage. To utilize the word-level information, we also propose a new long short-term memory (LSTM) architecture over directed acyclic graph (DAG). Experimental results demonstrate that our model leads to better performances than the baseline models.

## 1 Introduction

Chinese word segmentation (CWS) is a preliminary and important task for Chinese natural language processing (NLP). Currently, the state-of-the-art methods are based on statistical supervised learning algorithms, which can be further divided into character-based (Xue, 2003; Peng et al., 2004; Zhao et al., 2006) and word-based (Andrew, 2006; Zhang and Clark, 2007; Sun et al., 2009) methods. The character-based methods regard word segmentation as a sequence labeling problem, and each character is assigned a segmentation tag to indicate its relative position inside word. It is rather difficult to utilize the word-level features in the character-based methods. Instead, the word-based methods directly score the entire candidate

Feature \ Model	Character-based sequence labeling	Other
Character	Xue (2003) Zhao et al. (2006) Zheng et al. (2013)* Chen et al. (2015)*	Ma and Hinrichs (2015)*
Word	Ours*	Andrew (2006) Zhang and Clark (2007)* Zhang et al. (2016)* Cai and Zhao (2016)* Liu et al. (2016)*

Table 1: Overview of the word segmentation methods. \* indicates that the model is neural-based.

segmented word sequence, which can fully utilize both the character-level and word-level information (Sun, 2010).

Recently, there are several neural models applied to CWS task for their ability to minimize the effort in feature engineering. These models are still divided into character-based (Zheng et al., 2013; Pei et al., 2014; Chen et al., 2015; Ma and Hinrichs, 2015; Xu and Sun, 2016; Yao and Huang, 2016) and word-based (Cai and Zhao, 2016; Zhang et al., 2016; Liu et al., 2016) methods. Table 1 gives an overview of some representative word segmentation methods.

Although the word-based information are effective in CWS, it is nontrivial to incorporate these information into the character-based sequence labeling. Existing word-based CWS methods adopt different inference methods, such as transition-based methods (Zhang and Clark, 2007; Zhang et al., 2016), Semi-Markov conditional random field (semi-CRF) (Andrew, 2006; Liu et al., 2016), or discriminative structured learning (Cai and Zhao, 2016). Among these methods, the number of candidate segmentations grows exponentially with the sequence length. Therefore, beam-search is often used to reduce error propagation. Besides,

\*Corresponding author.

the maximum length of words is also constrained (usually less than 5) to reduce the time complexity. These two strategies usually result in an inexact inference.

In this paper, we propose a neural-based architecture for Chinese word segmentation, which integrates the word-level information to the framework of character-based sequence labeling. Specifically, given a character sequence, we build a directed acyclic graph (DAG) using a vocabulary. Each edge in the DAG denotes that its covering subsequence is a word in the vocabulary. Then, we propose a DAG-structured long short-term memory (DAG-LSTM), and the input of each position consists of the embeddings of the character and words. By using DAG-LSTM, we can model the contextual information for each position based on both the character-level and word-level information. Extensive experiments on three popular CWS datasets show that our architecture achieves better performance with the original LSTM model.

The contributions of this paper could be summarized as follows.

- The proposed DAG-LSTM can effectively integrate the word-level information for character-based CWS.
- We propose a dropout strategy for in-vocabulary (IV) words, so that our model could deal with the out-of-vocabulary (OOV) words. Thus, our model can easily incorporate an external vocabulary to boost the performance even without the embeddings of the OOV words.

## 2 Long Short-Term Memory Networks for Chinese Word Segmentation

Chinese word segmentation task is usually regarded as a character based sequence labeling problem (Zheng et al., 2013; Pei et al., 2014; Ma and Hinrichs, 2015; Xu and Sun, 2016; Yao and Huang, 2016; Cai and Zhao, 2016; Zhang et al., 2016). Specifically, each character in a sentence is labeled as one of  $\mathcal{T} = \{B, M, E, S\}$ , indicating the begin, middle, end of a word, or a word with single character. In this section, we will introduce the conventional long short-term memory networks (Chen et al., 2015) for character based Chinese word segmentation task.

Figure 1 gives a general architecture of the neural CWS, which could be characterized by three

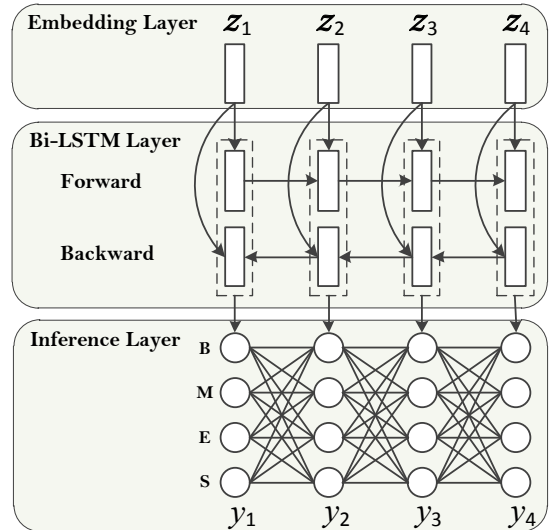


Figure 1: General neural architecture for character based Chinese word segmentation task.

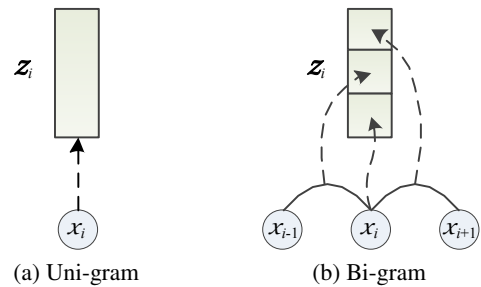


Figure 2: Uni-gram and bi-gram embeddings.

components: (1) an embedding layer; (2) a LSTM layer and (3) an inference layer.

### 2.1 Embedding Layer

In the neural models, the first step is to map discrete language symbols to distributed inputs, which is usually a concatenation operation on embeddings in different granularities. Specifically, given a sequence with  $n$  characters  $X = \{x_1, \dots, x_n\}$ , the distributed input  $\mathbf{z}_i$  for each position  $i$  is usually assigned with a uni-gram embedding or a bi-gram embedding.

**Uni-gram Embedding** Uni-gram embedding input  $\mathbf{z}_i$  only uses the embedding of the character  $x_i$  as shown in Figure 2a. Specifically,  $\mathbf{z}_i$  could be expressed as:

$$\mathbf{z}_i = \mathbf{e}_{x_i}, \quad (1)$$

where  $\mathbf{e}_{x_i} \in \mathbb{R}^{d_e}$  is derived by a looking up operation in a embedding matrix  $\mathbf{E} \in \mathbb{R}^{|\mathcal{V}_{\text{train}}| \times d_e}$ .  $d_e$

is a hyper-parameter indicating the size of the embedding.  $\mathcal{V}_{\text{train}}$  is the vocabulary set of the train set.

**Bi-gram Embedding** Besides the uni-gram character embeddings, the bi-gram character embeddings are often used. As previous work (Pei et al., 2014; Chen et al., 2015) reports, the bi-gram embeddings can significantly boost the performance of CWS. The bi-gram embedding input of each  $\mathbf{z}_i$  additionally considers the embedding of the bi-gram compositions at  $i$ -th position as shown in Figure 2b. Specifically,  $\mathbf{z}_i$  could be expressed as:

$$\mathbf{z}_i = \mathbf{e}_{x_i} \oplus \mathbf{e}_{(x_{i-1}, x_i)} \oplus \mathbf{e}_{(x_i, x_{i+1})}, \quad (2)$$

where  $\oplus$  is a concatenation operation.  $(x_{i-1}, x_i)$  indicates the bi-gram unit composed of two consecutive characters  $x_{i-1}$  and  $x_i$ . Notably, if  $(x_{i-1}, x_i)$  is not in  $\mathcal{V}_{\text{train}}$ , we will use a special symbol “;OOV $_i$ ” (indicating a out-of-vocabulary term) instead.

## 2.2 LSTM Layer

Long short-term memory network (LSTM) (Hochreiter and Schmidhuber, 1997) is a typical type of recurrent neural network (RNN) (Elman, 1990), and specifically addresses the issue of learning long-term dependencies and gradient vanishing problem. Specifically, LSTM, with input gate  $\mathbf{i}$ , output gate  $\mathbf{o}$ , forget gate  $\mathbf{f}$  and memory cell  $\mathbf{c}$ , could be expressed as:

$$\mathbf{i}_i = \sigma(\mathbf{W}^{(\mathbf{i})}\mathbf{z}_i + \mathbf{U}^{(\mathbf{i})}\mathbf{h}_{i-1} + \mathbf{b}^{(\mathbf{i})}), \quad (3)$$

$$\mathbf{o}_i = \sigma(\mathbf{W}^{(\mathbf{o})}\mathbf{z}_i + \mathbf{U}^{(\mathbf{o})}\mathbf{h}_{i-1} + \mathbf{b}^{(\mathbf{o})}), \quad (4)$$

$$\mathbf{f}_i = \sigma(\mathbf{W}^{(\mathbf{f})}\mathbf{z}_i + \mathbf{U}^{(\mathbf{f})}\mathbf{h}_{i-1} + \mathbf{b}^{(\mathbf{f})}), \quad (5)$$

$$\tilde{\mathbf{c}}_i = \phi(\mathbf{W}^{(\tilde{\mathbf{c}})}\mathbf{z}_i + \mathbf{U}^{(\tilde{\mathbf{c}})}\mathbf{h}_{i-1} + \mathbf{b}^{(\tilde{\mathbf{c}})}), \quad (6)$$

$$\mathbf{c}_i = \tilde{\mathbf{c}}_i \odot \mathbf{i}_i + \mathbf{c}_{i-1} \odot \mathbf{f}_i, \quad (7)$$

$$\mathbf{h}_i = \mathbf{o}_i \odot \phi(\mathbf{c}_i), \quad (8)$$

where  $\mathbf{W}_g \in \mathbb{R}^{(d_e+d_h) \times 4d_h}$  and  $\mathbf{b}_g \in \mathbb{R}^{4d_h}$  are trainable parameters.  $d_h$  is a hyper-parameter, indicating the hidden state size. Function  $\sigma(\cdot)$  and  $\phi(\cdot)$  are sigmoid and tanh functions respectively.

**Bi-LSTM** In order to incorporate information from both sides of sequence, we use bi-directional LSTM (Bi-LSTM) with forward and backward directions. Specifically, each Bi-LSTM unit can be expressed as:

$$\mathbf{h}_i = \vec{\mathbf{h}}_i \oplus \overleftarrow{\mathbf{h}}_i \quad (9)$$

where  $\vec{\mathbf{h}}_i$  and  $\overleftarrow{\mathbf{h}}_i$  are the hidden states at  $i$ -th position of the forward and backward LSTMs respectively.  $\oplus$  is the concatenation operation.

## 2.3 Inference Layer

In inference layer, we introduced the transition score  $\mathbf{A}_{ij}$  for measuring the possibility of jumping from tag  $i \in \mathcal{T}$  to tag  $j \in \mathcal{T}$  (Collobert et al., 2011; Zheng et al., 2013; Pei et al., 2014). The sentence-level prediction score is the sum of the tag transition score and the network tagging score.

Specifically, given a input sentence  $X = \{x_1, \dots, x_n\}$  with a predicted tag sequence  $Y = \{y_1, \dots, y_n\}$ , the sentence-level prediction score  $s(X, Y; \Theta)$  could be calculated as:

$$s(X, Y; \Theta) = \sum_{i=1}^n (\mathbf{A}_{y_{i-1}y_i} + f(y_i)), \quad (10)$$

where  $\Theta$  indicates all trainable parameters of our model.  $f(y_t)$  is the network tagging score, which could be formalized as:

$$f(y_i) = \mathbf{W}_s \mathbf{h}_i + \mathbf{b}_s, \quad (11)$$

where  $\mathbf{W}_s \in \mathbb{R}^{|\mathcal{T}| \times d_h}$  and  $\mathbf{b}_s \in \mathbb{R}^{|\mathcal{T}|}$ .

## 3 Building DAG for Sequence

DAG is short for directed acyclic graph. Actually, in the preprocess phase, we could build a DAG for every sequence in the corpus (including the train set, development set and test set) based on the vocabulary  $\mathcal{V}_{\text{train}}$  of train set. Figure 3 gives an illustration of the DAG of a sequence. Each edge over nodes in the graph indicates that there is a word in  $\mathcal{V}_{\text{train}}$ . Notably, the forward and backward DAGs are asymmetric in our model as shown in Figure 3.

In order to build DAG more efficiently, we adopt Aho Corasick algorithm (Aho and Corasick, 1975) for fast DAG construction. Firstly, an automata is built using the given vocabulary  $\mathcal{V}_{\text{train}}$ . Thus, a DAG can be built for a character sequence by the built automata in  $O(n)$ .

## 4 DAG-LSTM for Chinese Word Segmentation

In order to integrate the information from the word level and character level simultaneously, we proposed two types of DAG-structured long short-term memory (DAG-LSTM) neural networks upon the built DAG for CWS task: the

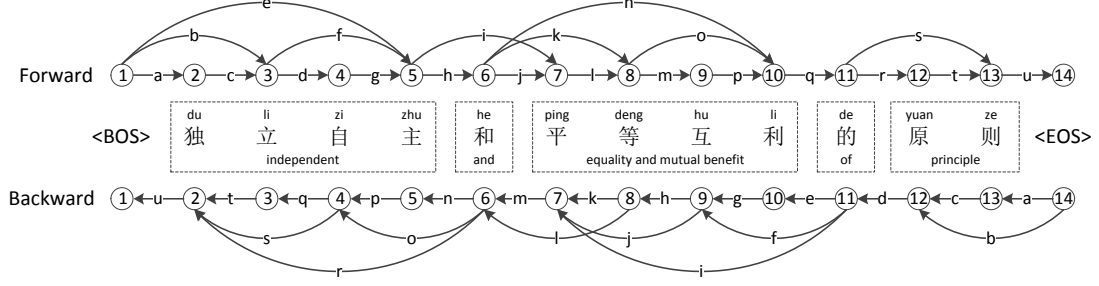


Figure 3: Building DAG for a sequence. The nodes in the DAG are indexed from 1 to 14, and the edges in the DAG are indexed from a to u. Each edge is associated with a word in train set vocabulary  $\mathcal{V}_{\text{train}}$ . For instance, the edge  $e$  in the forward DAG is associated with the word “(independent)”, while the edge  $f$  in the backward DAG is associated with the word “(mutual benefit)”. Here, “ $\zeta_{\text{BOS}}$ ” and “ $\zeta_{\text{EOS}}$ ” are two special symbols indicating the begin and the end of a sentence respectively.

weight sharing model and the weight independent model. The difference between them is that whether the associated weight matrix is shared when various inputs enter to the DAG-LSTM. These two models are extensions of the tree-structured LSTMs (Tai et al., 2015). It is worth noting that Zhu et al. (2016) also proposed a DAG-LSTM model, which adopts a different binarized merging operation.

#### 4.1 Model-I: Weight Sharing DAG-LSTM

Given the DAG of each sequence as shown in Figure 3, we build DAG-LSTM for CWS task upon the DAG. Since the algorithm of forward DAG-LSTM is the same with the backward one, we only describe the forward one here.

In DAG-LSTM, the information flow of LSTM separate and merge along with the structure of the DAG of the sequence. Specifically, for each position  $i$ , we will take all words ending with the  $i$ -th character  $x_i$  into account. Thus, we will derive a word set  $\{x_{i-l+1:i}\}_{l \in L_i}$  for  $i$ -th position, where  $L_i$  is a length set. For simplicity, we define  $\mathbf{z}_{i,l} = \mathbf{e}_{x_{i-l+1:i}} \in \mathbb{R}^{d_e}$ . All word lengths  $l \in L_i$  should make sure that  $x_{i-l+1:i} \in \mathcal{V}_{\text{train}}$ . Notably, no “ $\zeta_{\text{OOV}}$ ” terms will occur in DAG-LSTMs. Table 2 shows the details of data flow of the forward DAG-LSTM.

Formally, the the weight sharing DAG-LSTMs (WS-DAG-LSTMs) could be further derived as:

$$\tilde{\mathbf{z}}_i = \sum_{l \in L_i} \mathbf{z}_{i,l}, \quad \tilde{\mathbf{h}}_i = \sum_{l \in L_i} \mathbf{h}_{i-l}, \quad (12)$$

$$\mathbf{i}_i = \sigma(\mathbf{W}^{(i)} \tilde{\mathbf{z}}_i + \mathbf{U}^{(i)} \tilde{\mathbf{h}}_i + \mathbf{b}^{(i)}), \quad (13)$$

Target	$L$	Edge ID	PreState	Input
$\mathbf{h}_1$	$\phi$	-	-	-
$\mathbf{h}_2$	$\{1\}$	a	$\mathbf{h}_1$	$\mathbf{e}_{x_2}$
$\vdots$	$\vdots$	$\vdots$	$\vdots$	$\vdots$
$\mathbf{h}_5$	$\{1,2,3\}$	e f g	$\mathbf{h}_1$ $\mathbf{h}_3$ $\mathbf{h}_4$	$\mathbf{e}_{x_{2:5}}$ $\mathbf{e}_{x_{4:5}}$ $\mathbf{e}_{x_5}$
$\vdots$	$\vdots$	$\vdots$	$\vdots$	$\vdots$
$\mathbf{h}_{13}$	$\{1,2\}$	s t	$\mathbf{h}_{11}$ $\mathbf{h}_{12}$	$\mathbf{e}_{x_{12:13}}$ $\mathbf{e}_{x_{13}}$
$\mathbf{h}_{14}$	$\{1\}$	u	$\mathbf{h}_{13}$	$\mathbf{e}_{x_{14}}$

Table 2: Information flow of the forward DAG-LSTM for the given example in Figure 3. Here, the initial state  $\mathbf{h}_1 = \mathbf{0}$ .

$$\mathbf{o}_i = \sigma(\mathbf{W}^{(o)} \tilde{\mathbf{z}}_i + \mathbf{U}^{(o)} \tilde{\mathbf{h}}_i + \mathbf{b}^{(o)}), \quad (14)$$

$$\mathbf{f}_{i,l} = \sigma(\mathbf{W}^{(f)} \mathbf{z}_{i,l} + \mathbf{U}^{(f)} \mathbf{h}_{i-l} + \mathbf{b}^{(f)}), \quad (15)$$

$$\tilde{\mathbf{c}}_i = \phi(\mathbf{W}^{(\tilde{c})} \tilde{\mathbf{z}}_i + \mathbf{U}^{(\tilde{c})} \tilde{\mathbf{h}}_i + \mathbf{b}^{(\tilde{c})}), \quad (16)$$

$$\mathbf{c}_i = \tilde{\mathbf{c}}_i \odot \mathbf{i}_i + \sum_{l \in L_i} \mathbf{c}_{i-l} \odot \mathbf{f}_{i,l}, \quad (17)$$

$$\mathbf{h}_i = \mathbf{o}_i \odot \phi(\mathbf{c}_i). \quad (18)$$

#### 4.2 Model-II: Weight Independent DAG-LSTM

Since word length is a crucial information, we further take the word length into account. Specifically, the weight independent DAG-LSTMs (WI-DAG-LSTMs) could be expressed as:

$$\mathbf{i}_i = \sigma\left(\sum_{l \in L_i} \mathbf{W}_l^{(i)} \mathbf{z}_{i,l} + \mathbf{U}_l^{(i)} \mathbf{h}_{i-l} + \mathbf{b}^{(i)}\right), \quad (19)$$

$$\mathbf{o}_i = \sigma\left(\sum_{l \in L_i} \mathbf{W}_l^{(o)} \mathbf{z}_{i,l} + \mathbf{U}_l^{(o)} \mathbf{h}_{i-l} + \mathbf{b}^{(o)}\right), \quad (20)$$

$$\mathbf{f}_{i,l} = \sigma(\mathbf{W}_l^{(f)} \mathbf{z}_{i,l} + \mathbf{U}_l^{(f)} \mathbf{h}_{i-l} + \mathbf{b}^{(f)}), \quad (21)$$

$$\tilde{\mathbf{c}}_i = \phi\left(\sum_{l \in L_i} \mathbf{W}_l^{(\tilde{c})} \mathbf{z}_{i,l} + \mathbf{U}_l^{(\tilde{c})} \mathbf{h}_{i-l} + \mathbf{b}^{(\tilde{c})}\right), \quad (22)$$

$$\mathbf{c}_i = \tilde{\mathbf{c}}_i \odot \mathbf{i}_i + \sum_{l \in L_i} \mathbf{c}_{i-l} \odot \mathbf{f}_{i,l}, \quad (23)$$

$$\mathbf{h}_i = \mathbf{o}_i \odot \phi(\mathbf{c}_i). \quad (24)$$

Notably, we will map all  $\mathbf{W}_l$  and  $\mathbf{U}_l$  to  $\mathbf{W}_{l_{\max}}$  and  $\mathbf{U}_{l_{\max}}$  respectively when  $l > l_{\max}$ , which could alleviate the problem of data sparsity. Here,  $l_{\max}$  is a hyper-parameter.

## 5 Training Strategy

### 5.1 Max-Margin criterion

Given a train set  $\mathcal{D} = \{(X_m, Y_m^*)\}_{m=1}^M$ , the regularized objective function  $J(\Theta)$  could be expressed as:

$$J(\Theta) = \frac{1}{|\mathcal{D}|} \sum_{(X_m, Y_m^*) \in \mathcal{D}} l_m(\Theta) + \frac{\lambda}{2} \|\Theta\|_2^2, \quad (25)$$

where  $X_m = \{x_1, \dots, x_n\}$  and  $Y_m^* = \{y_1^*, \dots, y_n^*\}$  are training character sequence and corresponding ground truth labels respectively. The loss function of each training example  $l_m(\Theta)$  could be formalized as:

$$l_m(\Theta) = \max(0, s(X_m, \hat{Y}_m; \Theta) + \Delta(Y_m^*, \hat{Y}_m) - s(X_m, Y_m^*; \Theta)), \quad (26)$$

where  $\hat{Y}_m = \{\hat{y}_1, \dots, \hat{y}_n\}$  is the the predicted labels of  $m$ -th training case, and is derived by a Viterbi algorithm:

$$\hat{Y}_m = \arg \max_{Y \in \mathcal{T}^n} s(X, Y; \Theta), \quad (27)$$

where  $\mathcal{T} = \{B, M, E, S\}$ . The structured margin loss  $\Delta(Y_m^*, \hat{Y}_m)$  is defined as:

$$\Delta(Y_m^*, \hat{Y}_m) = \sum_{i=1}^n \eta \mathbf{1}\{y_i \neq \hat{y}_i\}, \quad (28)$$

where  $n$  is the length of  $m$ -th training example and  $\eta$  is a discount parameter.

In this paper, we adopt AdaGrad (Duchi et al., 2011) with minibatches to minimize the objective  $J(\Theta)$ .

### 5.2 Dropout & IV Word Dropout

Dropout is one of prevalent methods to avoid overfitting in neural networks (Srivastava et al., 2014) during the training phase. In this paper, we not only employ the conventional dropout strategy, but also propose a IV (in-vocabulary) word dropout strategy for DAG-LSTM. The conventional dropout strategy randomly drops out some neurons in the network with a fixed probability  $p$  (dropout rate). The incoming and outgoing connections of those dropped neurons will be temporarily removed. Unlike conventional dropout, the proposed IV word dropout strategy randomly drops out the input information of some edges (NOT drop edges) in the DAG with a fixed probability  $p_{IV}$  (IV word dropout rate). Specifically, the words associated with the chosen edges will be temporarily mapped to “ $\text{;OOV}_i$ ” (a special symbol indicating the unknown word). For the IV word dropout strategy, we only focus on words with multiple characters, and we reserve all single characters during training.

There are two main advantages of IV word dropout strategy. (1) Since “ $\text{;OOV}_i$ ” words will not be constructed in the DAG, the original DAG-LSTM could not deal with the OOV word in test phase. By using IV word dropout strategy, DAG-LSTM could easily exploit the OOV words in an external vocabulary to boost the performance. Specifically, the OOV words will be mapped to the “ $\text{;OOV}_i$ ” symbol when testing. (2) The IV word dropout strategy will alleviate the overfitting problem as well.

**A Special Case** Notably, the proposed IV word dropout strategy has a very special case when the IV word dropout rate  $p_{IV} = 100\%$  (drops all). In this case, only the embeddings of the single characters (as well as some special symbols, like “ $\text{;OOV}_i$ ”, “ $\text{;BOS}_i$ ”, etc.) will be reserved and optimized in the training phase. And in the test phase, all the words with multiple characters will be mapped to “ $\text{;OOV}_i$ ”. However, the DAGs for the train set, development set and test set will not be altered.

### 5.3 Hyper-Parameter Configuration

Table 3 gives the hyper-parameter settings. Specifically, we employ conventional dropout strategy after embedding layer with dropout rate  $p = 20\%$  (keeping 80% inputs). According to the results on Figure 4, the IV word dropout rate is better set to

Character embedding size	$d_e = 100$
Initial learning rate	$\alpha = 0.2$
Loss weight coefficient	$\lambda = 0.05$
Margin loss discount	$\eta = 0.2$
LSTM dimensionality	$d_h = 150$
Conventional dropout rate	$p = 20\%$
IV word dropout rate	$p_{IV} = 50\%$
Batch size	128

Table 3: Configurations of Hyper-parameters.

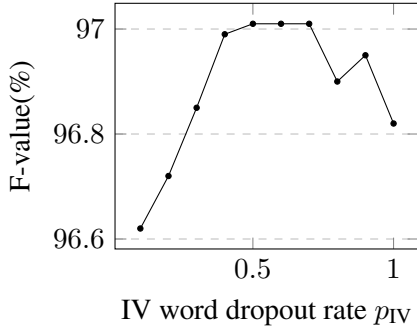


Figure 4: Performance of using different IV word dropout rate  $p_{IV}$  on DAG-LSTM (Model-II) on the development set of MSRA dataset.  $p_{IV}$  denotes how much drops.

$p_{IV} = 50\%$  (with 50% input kept).

For initialization, all parameters is drawn from a uniform distribution  $(-0.05, 0.05)$ . Following previous works (Chen et al., 2015; Pei et al., 2014), all experiments including baseline results use the pre-trained embeddings<sup>1</sup> for initialization.

## 6 Experiments

### 6.1 Datasets

We use three prevalent datasets, MSRA, CTB and AS, to evaluate our model. The MSRA and AS are

<sup>1</sup>The embeddings are pre-trained on Chinese Wikipedia corpus with word2vec toolkit (Mikolov et al., 2013)

		MSRA	AS	CTB
Train set	#sent	86.9K	709.0K	23.4K
	#token	2.4M	5.4M	0.6M
	#char	4.1M	8.4M	1.1M
Test set	#sent	4.0K	14.4K	2.1K
	#token	0.1M	0.1M	0.1M
	#char	0.2M	0.2M	0.1M
OOV Rate		2.6%	4.3%	5.6%

Table 4: Details of three datasets. #sent, #token and #char indicate the numbers of sentences, tokens and characters respectively. OOV Rate is the out-of-vocabulary rate, indicating how much percentage of words are there only appearing in the test set.

provided by SIGHAN2005 (Emerson, 2005), and CTB is from SIGHAN2008 (Jin and Chen, 2008). The details of the three datasets are shown in Table 4. We use 10% data of shuffled train set as development set for all datasets.

### 6.2 Overall Results

Table 5 gives the overall results of our model on test sets of three CWS datasets, which consists of three main blocks.

**The First Block** The first main block contains three sub-blocks: two baseline models, DAG-LSTM and DAG-LSTM with IV word dropout strategy.

(1) The first sub-block contains two baselines: Bi-LSTM models using uni-gram and bi-gram respectively (mentioned in Section 2.1 and Section 2.1). As previous work (Pei et al., 2014; Chen et al., 2015) reports, the performance can be significantly boosted by using bi-gram features, since the bi-gram model additionally exploit the information of words with two characters. As shown in Table 5, the model with bi-gram feature boosts +1.57%, +1.74% and +1.41% on F value on MSRA, AS and CTB respectively.

(2) The second sub-block gives the results of the proposed DAG-LSTM model, where Model-I indicates the weight sharing DAG-LSTM (WS-DAG-LSTM) (Section 4.1) and Model-II indicates the weight independent DAG-LSTM (WI-DAG-LSTM) (Section 4.2). By using DAG-LSTM, we obtain significant improvement on performance. As shown in Table 5, the DAG-LSTM model obtains 96.08%, 95.47% and 95.62% on F value on MSRA, AS and CTB respectively. Compared to bi-gram model, the performance boosts +0.37%, +0.74% and +0.40% respectively, since the proposed DAG-LSTM model benefit from both the word level (not only the words with two characters) and the character level information. We could also observe that the performance of Model-I and Model-II is comparable. Strictly speaking, the performance of Model-I is slight better than Model-II. However, the number of trainable parameters of Model-I is much less than Model-II, since the Model-I shares the weight matrix over various input. It might be caused by the problem of overfitting, so that Model-II performances poorly.

(3) The third sub-block shows the effectiveness of the proposed IV word dropout strategy on the proposed DAG-LSTM model. As we can see, the

Models	MSRA				AS				CTB			
	P	R	F	OOV	P	R	F	OOV	P	R	F	OOV
Baselines												
Uni-gram	94.19	94.08	94.14	65.33	92.13	92.79	92.46	69.57	93.68	93.94	93.81	75.15
Bi-gram	95.59	95.82	95.71	65.74	93.64	94.77	94.20	70.07	95.17	95.26	95.22	75.62
DAG-LSTM												
Model-I	95.98	96.18	96.08	65.15	94.42	95.47	94.94	68.38	95.53	95.71	95.62	77.09
Model-II	96.01	96.13	96.07	67.65	94.54	95.26	94.90	70.70	<b>95.56</b>	95.60	95.58	76.49
DAG-LSTM with IV word dropout strategy (IV word dropout rate $p_{IV} = 50\%$ )												
Model-I	95.96	96.35	96.15	64.51	94.31	<b>95.58</b>	94.94	67.38	95.52	95.51	95.52	77.16
Model-II	<b>96.40</b>	<b>96.53</b>	<b>96.47</b>	<b>68.54</b>	<b>94.86</b>	95.49	<b>95.17</b>	<b>71.33</b>	95.55	<b>95.73</b>	<b>95.64</b>	<b>76.96</b>
The special case: DAG-LSTM with IV word dropout rate $p_{IV} = 100\%$ (drops all)												
Model-I	94.59	94.66	94.62	<b>62.64</b>	<b>94.41</b>	<b>95.05</b>	<b>94.73</b>	<b>73.09</b>	95.22	95.16	95.19	<b>78.42</b>
Model-II	<b>94.86</b>	<b>94.94</b>	<b>94.90</b>	62.27	93.87	94.80	94.33	72.52	<b>95.30</b>	<b>95.49</b>	<b>95.39</b>	77.59
Using the vocabulary of the test set $\mathcal{V}_{\text{test}}$												
Model-I	96.88	96.83	96.86	74.26	96.36	<b>96.67</b>	96.52	82.17	96.45	96.13	96.29	85.95
Model-II	<b>97.35</b>	<b>96.88</b>	<b>97.11</b>	<b>82.10</b>	<b>96.77</b>	96.66	<b>96.71</b>	<b>85.80</b>	<b>96.86</b>	<b>96.44</b>	<b>96.65</b>	<b>88.10</b>

Table 5: Results of the proposed models on test sets of three datasets. P, R, F and OOV indicate precision, recall, F value and out-of-vocabulary recall rate respectively. The maximum F values in each block is highlighted for each dataset.

performance further boosts. Besides, by using the IV word dropout strategy, Model-II boost significantly, and outperforms Model-I, whereas the effects of the IV word dropout strategy on Model-I is modest. It shows that the IV word dropout strategy alleviates the problem of overfitting of Model-II.

**The Second Block** The second main block shows the results of the special case where IV word dropout rate  $p_{IV} = 100\%$  (mentioned in Section 5.2). According to the results of the special case, we could observe that the performance on all datasets significantly outperforms the baseline LSTM model with uni-gram feature (from 94.14% to 94.90%, from 92.46% to 94.73% and from 93.81% to 95.39% on F value on MSRA, AS and CTB respectively). Moreover, the performance outperforms the bi-gram model on AS and CTB datasets as well. It shows that the proposed DAG-LSTM could well model the word level information by only using the information “whether there is a word” instead of “what the word is there”. In an other word, DAG-LSTM could also perform well when only character embeddings (as well as some special symbols, like “ $\text{;OOV}_i$ ”, “ $\text{;BOS}_i$ ”, etc.) are available (NO embeddings of words with multiple characters).

**The Third Block** The experimental settings of the third main block are the same with the third sub-block of the first main block (using IV word dropout strategy and  $p_{IV} = 50\%$ ), but additionally exploit the vocabulary of the test set  $\mathcal{V}_{\text{test}}$ . As shown in Table 4, the OOV rates of three

datasets are all very small, which means that the overlap of  $\mathcal{V}_{\text{test}}$  and  $\mathcal{V}_{\text{train}}$  is significant, and very few words only occur in the test set. However, the performance is significantly boosted by only introducing 2.6%, 4.3% and 5.6% more words in vocabulary on MSRA, AS and CTB datasets respectively. Compared with the results of the third sub-block in the first main block, the performance boosts +0.64%, +1.54% and +1.01% on F value on MSRA, AS and CTB respectively, and the OOV recall rate boosts +13.56%, +14.47% and +11.14% respectively. Notably, the additionally imported words have no trained embeddings and will be mapped to “ $\text{;OOV}_i$ ” symbol for testing. It shows that the proposed DAG-LSTM model could perfectly exploit the external vocabulary without re-training, whereas it is non-trivial for previous models to exploit an external vocabulary. Concretely, the generalization ability of most of previous models are modest. Since the out-of-vocabulary words do not appear in the train set, they cannot exploit external vocabularies even if they re-train on the train set. Therefore, when we are going to use a trained segmenter to segment some corpus with large amount of out-of-vocabulary words, such as patent and medical documents, the proposed DAG-LSTM model could obtain a great boost by incorporating an external dictionary of professional terms.

### 6.3 Effects of Vocabulary

We also investigate the effects of vocabulary to the proposed DAG-LSTM model. The vocabulary is

Models	MSRA			
	P	R	F	OOV
Baselines				
Uni-gram	94.19	94.08	94.14	65.33
Bi-gram	95.59	95.82	95.71	65.74
DAG-LSTM with IV word dropout strategy				
Max word length = 1	94.19	94.08	94.14	65.33
Max word length = 2	95.68	95.81	95.74	65.19
Max word length = 3	95.78	96.01	95.89	65.12
Max word length = 4	96.21	96.31	96.26	67.34
All words	<b>96.40</b>	<b>96.53</b>	<b>96.47</b>	<b>68.54</b>

Table 6: Effects of vocabulary of DAG-LSTM (Model-II with IV word dropout strategy) on the test set of MSRA dataset. The maximum values are highlighted for each column.

extracted from gold segmentation of the train set for each dataset, which is given as a part of corpus. Table 6 gives the results of DAG-LSTM (Model-II) with IV word dropout rate  $p_{IV} = 50\%$  (the same configuration with the third sub-block of the third main block in Table 5 except the vocabulary) on the test set of MSRA dataset. We experiment the cases when we only keep partial words of the given vocabulary, providing words whose lengths are not greater than a given “Max word length”. As shown in Table 6, we tries to set the max word length from 1 to 4, and we also report the performance of DAG-LSTM using the whole vocabulary (whose results is the same with Model-II in the third sub-block of the first main block in Table 5). As we can see in Table 6, the performance boosts gradually when we exploit much more words of the given vocabulary, and the model performances best when the whole vocabulary is employed. Specially, the results of the case (Max word length = 1) is the same with unigram model, since they are really the same model and the unigram model could be viewed as a special case of the proposed DAG-LSTM model. Moreover, we could observe that the case (Max word length = 2) outperforms the bigram model, since we additionally incorporate the long term information through the DAG-LSTM.

#### 6.4 Case Study

Table 7 gives two cases. The first one is from the 1521-th example in the test set of CTB and the secode one is from the 2626-th example in the test set of MSRA. The baselines in two cases all denote the Bi-LSTM model with bigram feature.

(1) In the first case, our model is DAG-LSTM with IV word dropout strategy. Since “adulthood”

ID	Models	Sentences
CTB-1521	Gold	The first thing he did in adulthood. 他 成年 所 做 的 第一 件 事
	Baseline	他 成年所 做 的 第一 件 事
	Ours	他 成年 所 做 的 第一 件 事
MSRA-2626	Gold	Monthly hedging subsidy rate calculation. 当 月 保 值 贴 补 率 计 算
	Baseline	当 月 保 值 贴 补 率 计 算
	Ours	当 月 保 值 贴 补 率 计 算
	Ours + $\mathcal{V}_{test}$	当 月 保 值 贴 补 率 计 算

Table 7: Case Study.

is an in-vocabulary (IV) word, our model could segment it corrected by utilizing the word information via DAG-LSTM.

(2) In the second case, we additionally use the vocabulary of the test set  $\mathcal{V}_{test}$  to build DAG. Here, “subsidy” is an IV word, and “subsidy rate” is an out-of-vocabulary (OOV) word. It shows that the proposed DAG-LSTM model could benefit from a given vocabulary to improve the performance.

## 7 Related Work

Chinese word segmentation has been studied with considerable efforts in the NLP community. Specific to the word-based CWS, some pioneering work adopts Semi-Markov CRF (Andrew, 2006) or transition-based model (Zhang and Clark, 2007). Recently, several neural models are proposed to utilize the word-level information.

Cai and Zhao (2016) formalize word segmentation as a direct structured learning procedure. Specifically, they employ a gated combination neural network over characters and a LSTM over words to calculate the score for each candidate segmentation.

Zhang et al. (2016) propose a neural model to utilize the word-level information under the transition-based framework (Zhang and Clark, 2007). Their model exploits not only character embeddings as previous work does, but also word embeddings pre-trained from large scale corpus.

Liu et al. (2016) follow the work of (Andrew, 2006) and use a semi-CRF taking segment-level embeddings as input.

All these word-based CWS are not character based sequence labeling. Their inference are inexact with the beam-search, and they are constrained by the word length.



## 8 Conclusion

In this paper, we propose a character-based model, DAG-LSTM, for neural word segmentation to incorporate the word-level information. Our method can further boost the performance of CWS by using an external vocabulary, which is essential in practice. Experiments show that our proposed model outperforms the baseline methods on three popular benchmarks.

## References

- Alfred V Aho and Margaret J Corasick. 1975. Efficient string matching: an aid to bibliographic search. *Communications of the ACM* 18(6):333–340.
- G. Andrew. 2006. A hybrid markov/semi-markov conditional random field for sequence segmentation. In *Proceedings of the 2006 Conference on Empirical Methods in Natural Language Processing*. pages 465–472.
- Deng Cai and Hai Zhao. 2016. Neural word segmentation learning for chinese. *arXiv preprint arXiv:1606.04300*.
- Xinchi Chen, Xipeng Qiu, Chenxi Zhu, Pengfei Liu, and Xuanjing Huang. 2015. Long short-term memory neural networks for chinese word segmentation. In *EMNLP*. pages 1197–1206.
- Ronan Collobert, Jason Weston, Léon Bottou, Michael Karlen, Koray Kavukcuoglu, and Pavel Kuksa. 2011. Natural language processing (almost) from scratch. *The Journal of Machine Learning Research* 12:2493–2537.
- John Duchi, Elad Hazan, and Yoram Singer. 2011. Adaptive subgradient methods for online learning and stochastic optimization. *The Journal of Machine Learning Research* 12:2121–2159.
- Jeffrey L Elman. 1990. Finding structure in time. *Cognitive science* 14(2):179–211.
- Thomas Emerson. 2005. The second international chinese word segmentation bakeoff. In *Proceedings of the fourth SIGHAN workshop on Chinese language Processing*. volume 133.
- Sepp Hochreiter and Jürgen Schmidhuber. 1997. Long short-term memory. *Neural computation* 9(8):1735–1780.
- G. Jin and X. Chen. 2008. The fourth international chinese language processing bakeoff: Chinese word segmentation, named entity recognition and chinese pos tagging. In *Sixth SIGHAN Workshop on Chinese Language Processing*. page 69.
- Yijia Liu, Wanxiang Che, Jiang Guo, Bing Qin, and Ting Liu. 2016. Exploring segment representations for neural segmentation models. *arXiv preprint arXiv:1604.05499*.
- Jianqiang Ma and Erhard W Hinrichs. 2015. Accurate linear-time chinese word segmentation via embedding matching. In *ACL (1)*. pages 1733–1743.
- Tomas Mikolov, Kai Chen, Greg Corrado, and Jeffrey Dean. 2013. Efficient estimation of word representations in vector space. *arXiv preprint arXiv:1301.3781*.
- Wenzhe Pei, Tao Ge, and Chang Baobao. 2014. Max-margin tensor neural network for chinese word segmentation. In *Proceedings of ACL*.
- F. Peng, F. Feng, and A. McCallum. 2004. Chinese segmentation and new word detection using conditional random fields. *Proceedings of the 20th international conference on Computational Linguistics*.
- Nitish Srivastava, Geoffrey Hinton, Alex Krizhevsky, Ilya Sutskever, and Ruslan Salakhutdinov. 2014. Dropout: A simple way to prevent neural networks from overfitting. *The Journal of Machine Learning Research* 15(1):1929–1958.
- Weiwei Sun. 2010. Word-based and character-based word segmentation models: Comparison and combination. In *Proceedings of the 23rd International Conference on Computational Linguistics: Posters*. Association for Computational Linguistics, pages 1211–1219.
- Xu Sun, Yaozhong Zhang, Takuya Matsuzaki, Yoshimasa Tsuruoka, and Jun’ichi Tsujii. 2009. A discriminative latent variable chinese segmenter with hybrid word/character information. In *Proceedings of Human Language Technologies: The 2009 Annual Conference of the North American Chapter of the Association for Computational Linguistics*. pages 56–64.
- Kai Sheng Tai, Richard Socher, and Christopher D Manning. 2015. Improved semantic representations from tree-structured long short-term memory networks. *arXiv preprint arXiv:1503.00075*.
- Jingjing Xu and Xu Sun. 2016. Dependency-based gated recursive neural network for chinese word segmentation. In *The 54th Annual Meeting of the Association for Computational Linguistics*. page 567.
- N. Xue. 2003. Chinese word segmentation as character tagging. *Computational Linguistics and Chinese Language Processing* 8(1):29–48.
- Yushi Yao and Zheng Huang. 2016. Bi-directional lstm recurrent neural network for chinese word segmentation. In *International Conference on Neural Information Processing*. Springer, pages 345–353.
- Meishan Zhang, Yue Zhang, and Guohong Fu. 2016. Transition-based neural word segmentation. *Proceedings of the 54th ACL*.

- Yue Zhang and Stephen Clark. 2007. Chinese segmentation with a word-based perceptron algorithm. In *ACL*.
- H. Zhao, C.N. Huang, and M. Li. 2006. An improved chinese word segmentation system with conditional random field. In *Proceedings of the Fifth SIGHAN Workshop on Chinese Language Processing*. Sydney: July, volume 1082117.
- Xiaoqing Zheng, Hanyang Chen, and Tianyu Xu. 2013. Deep learning for chinese word segmentation and pos tagging. In *EMNLP*. pages 647–657.
- Xiaodan Zhu, Parinaz Sobhani, and Hongyu Guo. 2016. Dag-structured long short-term memory for semantic compositionality. In *Proceedings of NAACL-HLT*. pages 917–926.