

A null test of General Relativity: Long-term comparison of H-masers and Cs-fountains^a

Neil Ashby

*National Institute of Standards and Technology
325 Broadway, Boulder, CO 80305-3337, USA*

and

*Department of Physics, University of Colorado
2000 Colorado Blvd., Boulder, CO 80309-0390, USA*

Thomas E. Parker and Bijunath R. Patla^b

*National Institute of Standards and Technology
325 Broadway, Boulder, CO 80305-3337, USA*

A fractional frequency comparison of clocks based on two different atoms, hydrogen and cesium, is used to test one of the main postulates of general relativity, local position invariance (LPI), to an accuracy five times better than previous tests. We compare the long-term fractional frequency variation of four hydrogen masers that are part of an ensemble of clocks comprising the National Institute of Standards and Technology (NIST), Boulder, timescale with the fractional frequencies of primary frequency standards operated by leading metrology laboratories in the United States, France, Germany, and Italy for a period extending more than 14 years. The measure of the assumed variation of the non-gravitational interaction (LPI parameter, $\Delta\beta$)—within the atoms of H and Cs—over time as the earth orbits the sun, has been constrained to $\Delta\beta = 2.2 \times 10^{-7} \pm 2.8 \times 10^{-7}$. For any metric theory of gravity $\Delta\beta = 0$.

^a This work is a contribution of NIST and is not subject to U.S. copyright.

^b To whom correspondence should be addressed: bijunath.patla@nist.gov

General Relativity (GR) is one of the most successful theories of physics, explaining satisfactorily numerous phenomena of gravitation as well as many phenomena that would be inexplicable in a Newtonian universe, such as perihelion precession of the inner planets or gravitational frequency shifts. We would have limited understanding of our universe—for example, the recession of distant galaxies or the early history and the subsequent evolution of the universe—without the help of GR[1, 2].

In GR, an event can be parametrized by three continuous spatial coordinates and one continuous time coordinate. In a sufficiently small space-time region, coordinates can be chosen to closely match those used in Special Relativity (SR), but even then the concept of time is profoundly different from the Newtonian concept of an absolute quantity that is the same everywhere in space. Time measurements, particularly measurements of separated events that might be simultaneous, differ depending on the states of motion of the observers. Space is not necessarily Euclidean nor does it necessarily stretch infinitely in all three directions. Clock rates and measuring rod lengths may be affected by the amount of energy and momentum in the neighbourhood. Alternative theories of gravity go even further, for example allowing clock rates to depend on the internal structure of the atoms with which the clocks are constructed, or allowing the results of similar experiments to differ if performed at remotely located places or times. It is the rates of clocks on earth that we study in this paper, as the earth orbits the sun—over a period of more than 14 years.

Several far-reaching principles are embedded in Einstein’s GR. The general consensus is that any metric theory such as GR satisfies the Einstein Equivalence principle (EEP) that encapsulates three main principles[3]: a) Local Position Invariance (LPI), b) Weak Equivalence Principle (WEP), and c) Local Lorentz Invariance (LLI).

LLI states that the laws of physics must be independent of the velocity of the reference frame in which the laws are expressed; in other words, the laws of physics must be form-invariant with respect to transformations between relatively moving reference frames. WEP requires that in a gravitational field, all objects—regardless of their internal composition—fall with the same acceleration. This principle is also known as the Universality of Free Fall (UFF); as a consequence, the results of experiments in a small laboratory having an acceleration \vec{a} must be the same as the results of similar experiments performed in a small laboratory in a gravitational field of strength $\vec{g} = -\vec{a}$. LPI states that the outcome of an experiment must be independent of the position and orientation of the reference frame in which the experiment is performed. LPI is the topic of the present study; the remainder of this paper assumes that both WEP and LLI are valid.

In an accelerated laboratory, if two otherwise identical clocks separated by height h exchange

photons, the photon frequencies will suffer first-order Doppler shifts due to the velocity difference that builds up during the propagation delay between clocks, because the speed of light is finite. This implies clocks at different gravitational potentials will suffer frequency shifts that do not depend on the structure of the clocks. A comparison of the frequencies of two similar clocks at different locations, can be considered as a nonlocal gravitational experiment and understood within the framework of EEP. The gravitational redshift described above has been measured accurately to 120 parts per million[4].

Local position invariance (LPI) assumes that the outcome of any local experiment that measures a nongravitational effect is independent of the spacetime location at which the experiment is performed. In our study, the hyperfine splitting in hydrogen and cesium atoms, arising from magnetic interactions between angular momenta, are the nongravitational interactions of interest. We look for variations in atomic transition frequencies arising from such interactions, as the earth orbits the sun, thereby changing the gravitational potential in which the transitions occur. Thus if two clocks of different internal structures move together through a gravitational potential, their frequency ratio must be constant, otherwise their frequency shifts relative to a reference at a different gravitational potential would not be unique.

The advances reported here in testing LPI is complementary to at least one planned space based experiment for testing the postulates of metric theories of gravity. Atomic Clock Ensemble in Space (ACES) comprising a hydrogen maser and a Cs tube onboard the International Space Station (ISS) for comparing ground based clocks using microwave links with a tentative launch in 2018, will aim to test gravitational redshift and LLI[5]. The now called off, but nevertheless whose science was highly rated, Space-Time Explorer and QUantum Equivalence Principle Space Test (STE-QUEST) had plans to test the WEP using atom interferometry[6]. As clocks become more portable and space-qualified, one could foresee more such experiments planned well into the future.

The National Institute of Standards and Technology (NIST), in Boulder, Colorado, hosts five hydrogen masers and four commercial cesium standards as the basis of the timescale that provides—along with the U.S. Naval Observatory—official civil time UTC (NIST) for the United States. By international convention, the frequency $9,192,631,770 \text{ s}^{-1}$ corresponding to the hyperfine splitting in the ground state, $|F = 3; m_F = 0\rangle \leftrightarrow |F = 4; m_F = 0\rangle$, of Cs^{133} atoms held at a temperature of 0 K provides the international system (SI) definition of the second. The definition is realized at major national laboratories through primary Cs-fountain frequency standards like NIST-F1 or NIST-F2, which are run intermittently and are used to improve the long-term stability of the NIST

timescale, and to help calibrate International Atomic Time (TAI).

The Cs-fountains and the H-masers are all considered to be “local,” with spatial separations that are relatively small, in the locally inertial frame centered on the earth as it falls freely in the solar system’s gravitational field, see Figure 1. This is in compliance with relativity principles

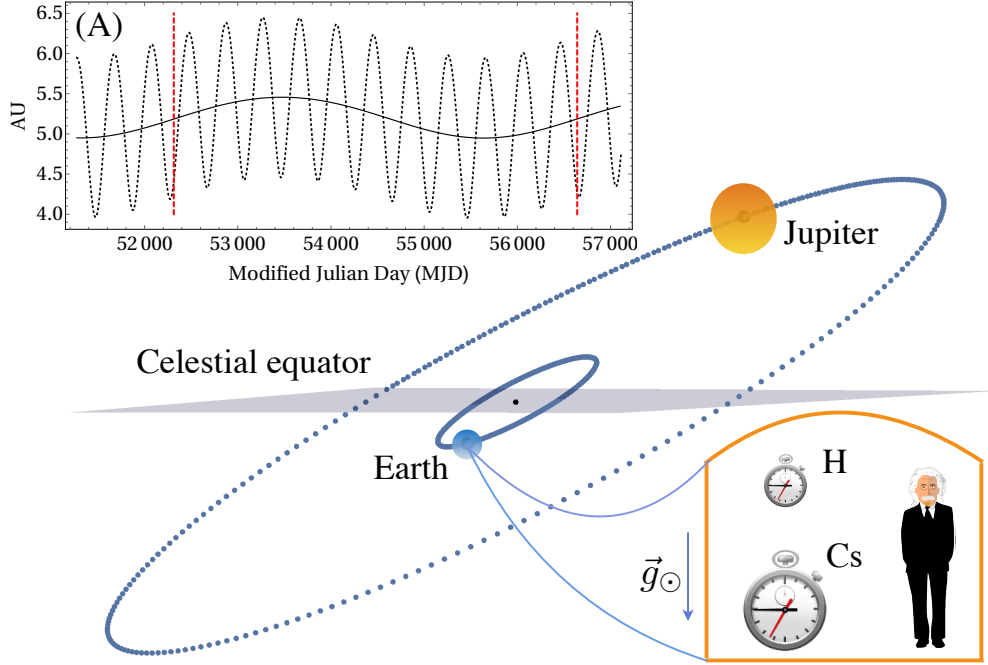


FIG. 1. Position of earth and Jupiter on MJD56263 (December 02, 2012). Planets orbiting the sun are not drawn to scale. The earth is in freefall in the solar system gravitational field with an acceleration $g_{\odot} \sim 0.006 \text{ m/s}^2$. The earth, including the H-masers and Cs-fountains may be conceived as an Einstein elevator (no tidal forces). Inset (A): Distance (in AU) of the barycenter of Jupiter from the sun’s center and the distance between the barycenters of Jupiter and earth are represented by solid and dotted curves. The time period between the dashed vertical lines is ~ 11.86 years, the orbital period of Jupiter. 1 AU is roughly the mean distance between the earth and sun, which now has a fixed assigned value, see Table 1. For Jupiter, the radius is ~ 11 times as that of earth’s radius and the orbital radius is ~ 5.2 times larger than the earth’s orbital radius.

that require LPI to be true only “locally.” In order to test relativity to higher precision, accurate measurements of time and frequency—with regard to clock comparisons—are critical. In the past decades, technological advancements in precision metrology have made possible time and frequency measurement with higher precision and better stability[7].

H-masers and Cs-fountains are atomic clocks that exploit small differences in the energy levels of the internal states of the atoms—making them very accurate and stable frequency standards. Two

different species of atoms, H and Cs in this study, have different internal structures, in terms of the neutron to proton ratio (N/Z), and in the electromagnetic contribution to the binding energy ($\propto Z^2$) for each atomic species[8]. N and Z for hydrogen are 0 and 1. For cesium, N and Z are 78 and 55.

Once the relative frequency offset and frequency drift of two clocks are corrected for, LPI requires that clock comparisons (frequency ratios) should remain the same as the clocks move together arbitrarily through a gravitational potential. Such a comparison does not involve direct time transfer between space-borne clocks and clocks on the ground, nor does it require the clocks to be accurate in frequency. For such tests, the longer-term stability (stability for an orbital period or longer) of the clocks is relevant, and it is clear that the same control of systematic effects that yields high accuracy also leads to high stability. Orbiting clocks have varying position and velocity states in a gravitational field. Local position invariance can be tested by studying variations in the frequency difference as the orbit radius and orbital speed vary.

A change in the gravitational potential at the location of a clock, according to various alternatives to GR, causes a fractional frequency shift in the clock

$$\Delta f/f = (1 + \beta)\Delta\Phi/c^2, \quad (1)$$

where $\Delta\Phi$ is the change in gravitational potential, Δf is the change in frequency f of the clock, and c is the speed of light in vacuum. The parameter β measures the degree of violation of LPI; in GR $\beta = 0$. The eccentricity of the earth's orbit (0.0167) provides sufficient variation of the distance separating the earth and the sun to assess a possible correlation between the annual variation of gravitational potential and the corresponding frequency offset introduced in the clocks. The size of the earth is extremely small compared to the variation of earth-sun distance, so the gravitational redshifts arising from the solar potential variation (first term on the right hand side of Eq. (1)) of the two clocks positioned at different locations on the earth are very nearly the same, and in GR are cancelled by relativistic effects arising from free fall of the clocks. The non-gravitational contribution to the difference of the fractional frequency shifts of two different clock types, H and Cs, is

$$\Delta f/f|_H - \Delta f/f|_{Cs} = \Delta\beta\Delta\Phi/c^2, \quad (2)$$

where $\Delta\beta = (\beta_H - \beta_{Cs})$. In a null test of GR, a measurement would put an upper limit on the absolute value of $\Delta\beta$. In general β may depend on the internal structure of the atom on which the clock is based. Calculations of relativistic effects on hyperfine splittings indicate the value of $\Delta\beta$ for a Cs-H comparison is about 1.6 times larger than for a Cs-Rb comparison[9].

While the present work builds upon and extends the work of Ashby et al., similar experimental tests of LPI have been a topic of interest for a very long time[10]. In 1978 Turneaure et al. compared two hydrogen masers with a set of three superconducting cavity-stabilized oscillators as the solar gravitational potential changed due to earth rotation[11]. Measurements over a ten-day period were consistent with LPI and EEP at about the two percent level. Godone et al. compared Mg and Cs standards for 430 days and were able to improve on Turneaure’s result by a factor of almost 20[12]. In 2012 Guena and co-workers at SYRTE were able to compare Cs and Rb laser-cooled atomic fountain clocks over a period of 14 years, using variations in the solar gravitational potential to place significant limits on the rate of change of the fractional frequency difference of the two clocks, of less than two parts in 10^{-16} per year, as well as a limit on the possible fractional variation of the ratio of frequencies of the two clocks with gravitational potential[13]

$$c^2 d \ln(f_{\text{Rb}}/f_{\text{Cs}})/d\Phi = |\beta_{\text{H}} - \beta_{\text{Cs}}| = (0.11 \pm 1.04) \times 10^{-6}. \quad (3)$$

For comparison with this we quote our previous results for hydrogen vs. cesium comparisons[10]:

$$|\beta_{\text{H}} - \beta_{\text{Cs}}| = (0.1 \pm 1.4) \times 10^{-6}. \quad (4)$$

For the present study, we chose eight Cs fountain primary frequency standards: IEN-CsF1 from Istituto Nazionale di Ricerca Metrologica (INRIM), Torino, Italy[14]; NIST-F1 from National Institute of Standards and Technology (NIST), Boulder, USA[15]; PTB-CsF1 and -CsF2 from Physikalisch-Technische Bundesanstalt (PTB), Braunschweig, Germany[16, 17]; NPL-CsF1 and -CsF2 from National Physical Laboratory, Teddington, UK[18]; SYRTE-CsFO1 and -CsFO2 from Systèmes de Référence Temps-Espace (SYRTE), Paris, France[19]. The fractional frequency shifts of Cs primary frequency standards, referenced to the geoid, are reported to the Bureau International des Poids et Mesures, Sèvres, France, ordinarily after each evaluation and are available from the BIPM “Circular T”[20].

The four NIST hydrogen masers that are used in this study are labeled S2 through S5. The masers are housed within environmentally controlled chambers and monitored for fluctuations in pressure, temperature, magnetic field, and humidity[21]. The frequency shifts introduced by the environmental variables are computed based on measured frequency sensitivities corresponding to each variable, for each maser. In general, the corrections for the fluctuations in the frequency shifts are of the order of 10^{-16} through 10^{-13} , also see [10]. For these masers, the temperature corrections were the most consequential and were often as high as 10^{-13} . The difference of frequency shifts of fountains versus a typical maser with time, after correcting for changes in environmental variables,

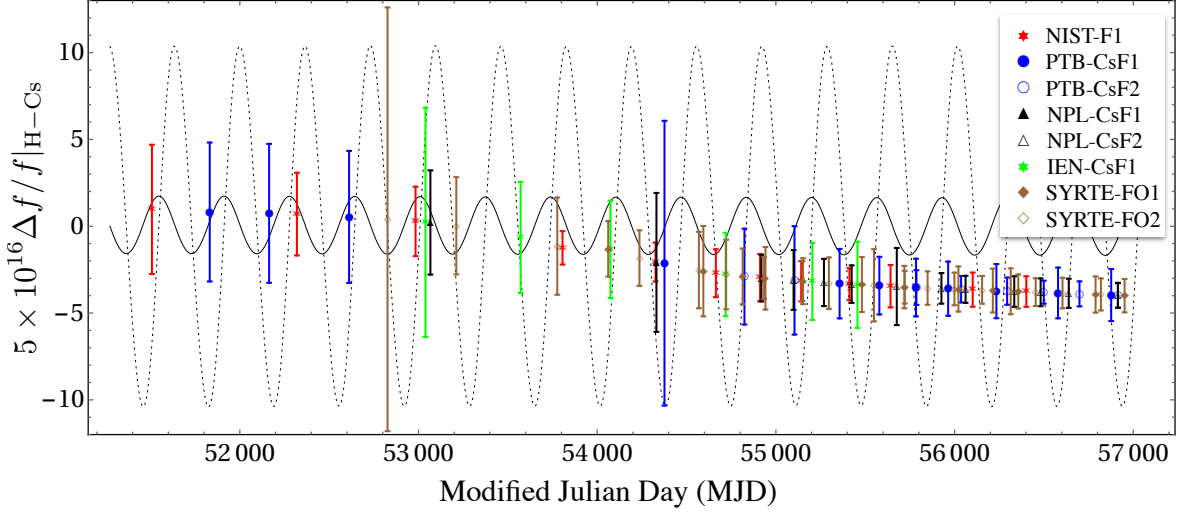


FIG. 2. Frequency shifts of H and Cs for maser S3: The solid curve is the change in gravitational potential, $\Delta\Phi/c^2$, due to the sun and Jupiter as a function of time and the dotted curve is the total rate of change of gravitational potential, $\Delta\Phi/dt/c^2[\text{yr}^{-1}]$. Both are scaled by a factor of 10^{10} , instead of the factor 5×10^{16} (see y-axis) used for scaling the frequency shifts. The data are the differences in fractional frequency shifts of H and Cs after accounting for environmental corrections for maser S3. There is clear evidence of component aging related drift for this maser and this behavior is typical for all four masers considered. The fractional frequency differences are suppressed by a factor of 100 to match with the stated uncertainties. One of the reasons this study is an improvement over the previous effort is there is significantly more fountain data after MJD54000[10]. The identifiers used for some of the Cs-fountains or the host laboratories may have changed over the years.

are plotted in Figure 2 with MJD (Modified Julian Date) on the abscissa. The stated uncertainty is a combined measure of the Cs-fountain uncertainty and the uncertainty in the frequency transfer from the Cs-fountain to the maser. Since all the masers are housed in the same location, the stated uncertainty is the same for all the masers; the corrections on frequency fluctuations due to changes in environmental factors are different. In addition to environmental factors, the masers experience long-term drifts that are related to component aging. Frequency shifts for all H-masers are referenced to the location of NIST, Boulder.

A third order polynomial was used to fit the fractional frequency difference data for correcting component aging and any other systematic shifts. This should not affect the correlation sought between the residuals of the fit and sinusoidal solar potential variation. Roughly the data are split into three segments of 5 years each such that the residuals from the fit conform to a normal distribution. Data segmentation was necessitated by the requirement to keep the number of free

parameters in the fit to a minimum. A plot of the residuals is shown in Figure 3; only 20 % of the data points are shown to avoid blotting out the curves.

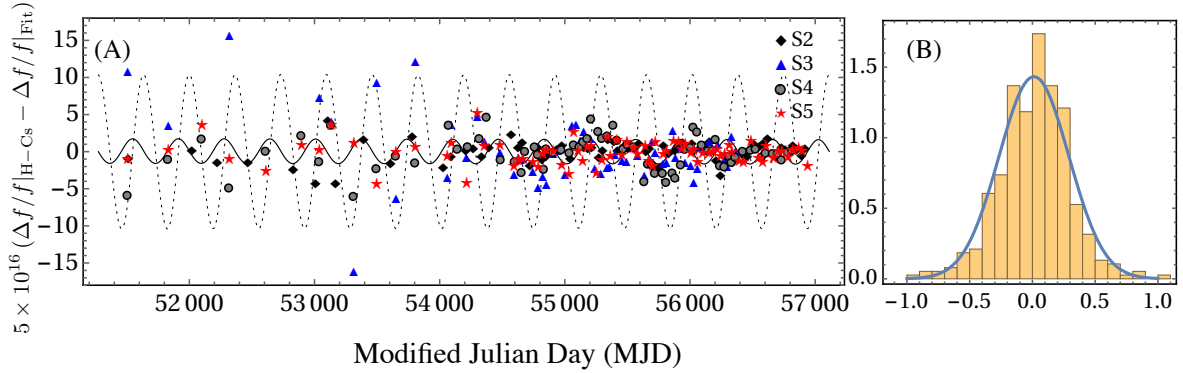


FIG. 3. Panel (A): Residuals after fitting the fractional frequency difference data with third order polynomials: Solid and dotted curves are the gravitational potential variation and its time derivative, respectively. S3 has a larger scatter compared to other masers. As in Figure 2, the solid and dotted curves are the gravitational potential variations. Panel (B): Histogram of the 380 residuals for maser S2—as an example—scaled to a normal probability distribution function (vertical axis). The horizontal axis is the normalized residuals from the third order polynomial fit with values ranging from $\approx \pm 5.0 \times 10^{-15}$.

The spatial variation of the gravitational potential is computed using DE430 planetary and lunar ephemerides from JPL[22]. We included the gravitational potential of Jupiter at the earth-moon barycenter. Jupiter’s mass is a part in 1000 times that of the sun but twice that of the rest of the planets in the solar system. The precision of DE430 ephemerides, which is sub-kilometer within the inner solar system, allows us to realistically account for the effect of Jupiter’s gravitational field.

Each data point in Figure 2 is the average of 10 to 40 days corresponding to the time when the Cs-fountains were evaluated. The time stamp of a data point is the midpoint of the evaluation period. The value of the gravitational potential assigned to this midpoint is the average over the fountain evaluation period. The solar potential is evaluated using the distance between the sun’s center and earth-moon barycenter. Jupiter’s potential is evaluated using the distance between the barycenter positions of earth and Jupiter, also see Figure 1. The values of all constants adopted in performing the above calculation are given in Table 1. For each H-maser, the amplitude of the LPI parameter $\Delta\beta$ is computed by using the residuals from the polynomial fit and the combined potential variation due to the sun and Jupiter for the epoch corresponding to the fountain evaluation. We look for correlation in the residuals with a fixed phase and period corresponding to the variation in the

TABLE I. Constants and their values

constants	value
astronomical unit, AU	149597870.691 km
speed of light in vacuum, c	299792458 m s ⁻¹
standard gravitational parameter of sun, GM_S	$1.327124420 \times 10^{20}$ m ³ s ⁻²
Newton's gravitational constant, G	6.67428×10^{-11} m ³ kg ⁻¹ s ⁻²
ratio of mass of sun and mass of Jupiter, M_S/M_J	1047.348644

total potential, using Eq.(2). The uncertainty is obtained by performing a standard least squares fit (all Cs-fountains are assigned equal weights) of the data. The results for the amplitude and uncertainty for all the four masers are combined to obtain the final result

$$\Delta\beta = (2.20 \pm 2.86) \times 10^{-7}. \quad (5)$$

This study improves the uncertainty in $\Delta\beta$ by a factor of five compared to our previous study in 2007, and imposes a stricter constraint on the uncertainty in $\Delta\beta$ reported for any two pairs of atoms[10, 13, 23]. The inclusion of Jupiter's gravitational potential had an effect only on the third significant digit with a contribution of the order of a percent. For the entire data set, the uncertainty in the estimation of the solar gravitational potential variation using the planetary ephemerides is three orders of magnitude smaller than the combined stated uncertainty due to frequency transfer. Therefore, in our calculations leading to Eq.(5), we have neglected the uncertainty in the estimation of the solar potential.

The variation of nongravitational interactions with time implies that in the low energy universe certain fundamental constants could change if LPI is violated. It is this aspect of LPI that takes one of the postulates applicable to metric theories of gravitation closer to general relativity through an additional requirement: the principle of general covariance. It requires that the laws of physics ought to be expressible in a coordinate independent formalism: constants of nature comprise one part of that story. In the following paragraphs, we'll use the result of Eq.(5) to place an upper bound on the combined variation of the fundamental constants.

In the realm of atomic physics, matter and its interaction with fields may be parameterized in terms of the masses of up, down and strange quarks, mass of electron, fine structure constant α , and quantum chromodynamics (QCD) mass scale Λ_{QCD} . α describes electromagnetic interactions in matter and Λ_{QCD} measures strong interaction. For example, $\alpha \sim 1/137$, can be interpreted as the ratio of the speed of an electron in the Bohr atom to the speed of light (photon is the force

carrier for the electromagnetic force) in vacuum. Dicke, in his 1963 lectures, conjectured that $c^2(d\alpha/dt) \approx \alpha^2(d\Phi/dt)$, where $d\Phi/dt$ is the temporal variation of the gravitational potential [8].

The difference in frequency shifts for a pair of atoms may be recast as a variation of the ratio of the frequencies, which is related to the variation of three fundamental constants by the formula[13, 24, 25]

$$d \ln (f_{\text{H}}/f_{\text{Cs}}) = k_{\alpha} d \ln \alpha + k_{\mu} d \ln \mu + k_q d \ln (m_q/\Lambda_{\text{QCD}}) \quad (6)$$

where α is the fine structure constant, μ is the ratio of electron to and proton mass, m_q is the light quark mass, and Λ_{QCD} is the QCD mass scale. For the hydrogen and cesium pair, k_{α}, k_{μ} and k_q are scale factors of the order of unity or less for the solar potential variation[13]. Since the hydrogen masers used in this study are susceptible to drifts whose origins are not well understood, over periods that are of the order of few years, it is not possible for us to place a direct constraint on $d \ln (f_{\text{H}}/f_{\text{Cs}})$.

The ratio of frequencies of two atomic species are related to the spatial variation of gravitational potential, from Eq.(2), which can also be written as:

$$d \ln (f_{\text{H}}/f_{\text{Cs}}) = (\Delta\beta\Delta\Phi)/c^2, \quad (7)$$

where c is the speed of light in vacuum, and $\Delta\beta$ and $\Delta\Phi$ are the same quantities as in Eq. (2). For motion in the sun's gravitational potential,

$$\Delta\Phi \equiv d\Phi = (GM_{\odot}/r^2) dr = (GM_{\odot}/r^3) \vec{r} \cdot d\vec{r}, \quad (8)$$

where r is, for example, the distance of the barycenter of the earth-moon system from the sun. Then

$$d\Phi/dt = (GM/r^3) \vec{r} \cdot \vec{v}, \quad (9)$$

where v is the velocity of earth. Eq. (9) may be used to compute the temporal variation of the potentials both due to the sun and to Jupiter, by calculating the velocity and position components of the earth with respect to sun and Jupiter using planetary ephemerides DE430. Using Eq. (7) and Eq. (9),

$$d \ln (f_{\text{H}}/f_{\text{Cs}}) / dt = (\beta_{\text{H}} - \beta_{\text{Cs}}) (GM/c^2 r^3) \vec{r} \cdot \vec{v}. \quad (10)$$

Including the period ranging from MJD 51508 (November 11, 1999) through MJD 56959 (October 29, 2014), we estimate the peak-to-peak temporal variation of the combined potential of the sun

and Jupiter over a year:

$$(GM/c^2 r^3) \vec{r} \cdot \vec{v}|_{\text{sun+jupiter}} = (20.73 \pm 0.03) \times 10^{-10}/\text{yr}. \quad (11)$$

Using Eq. (11) and Eq. (5) in Eq. (10), we obtain an upper bound on the variation of fundamental constants

$$d \ln (f_{\text{H}}/f_{\text{Cs}}) / dt = (4.5 \pm 5.9) \times 10^{-16}/\text{yr}. \quad (12)$$

For comparison, the best measured value comes from Rosenband et al.(2008), using Hg and Al ion clocks[26]

$$d \ln (f_{\text{Al}^+}/f_{\text{Hg}^+}) / dt = (-0.53 \pm 0.79) \times 10^{-16}/\text{yr}. \quad (13)$$

In this study, we have imposed the most stringent bounds to date on the LPI parameter $\Delta\beta$ by comparing the frequency shifts of H-masers and Cs-fountains. Using this value, an upper bound for the combined variation of the fine structure constant, ratio of proton- and electron-mass, and QCD scaled light quark mass is obtained that is in agreement with reported values for any pair of atoms[13, 26]. A null hypothesis ($\Delta\beta = 0$) is a necessary condition for any metric theory like general relativity to be valid; since all experiments have finite errors, no experiment can serve as a sufficient condition[8]. Most often, only experiments can set bounds on the variability of the individual constants. In the case of the fine structure constant, the value based on Dicke's conjecture $\sim 10^{-15}/\text{yr}$, using Eq. (11), lies between the value predicted using the cosmic microwave background data $\sim 10^{-13}/\text{yr}$ [27] and that with reported laboratory measurements comparing the frequencies of aluminum and mercury ion optical clocks $\sim 10^{-17}/\text{yr}$ [26].

We note that using three masers instead of four made only a small difference in the estimation of $\Delta\beta$; more data is unlikely to yield stricter constraints. Owing to the long-term drifts that are typical in H-masers, it is safe to conclude that using H-masers and Cs-fountains there is not much room in the future for improving the uncertainty in the LPI parameter. Future improvements are most likely to come from comparisons of optical clocks, which might perform at least two orders of magnitude—only limited by the uncertainty in the estimation of solar gravitational potential variation—better than the comparison between H-masers and Cs-fountain standards as the noise contributions in optical clocks are better understood, and the experiments can be performed in a more controlled environment[28].

Of the many challenges in comparing different optical clock types, up until recently, the main ones are the availability of frequency links with stability and frequency transfer uncertainty comparable to the best optical clocks, and availability of robust clocks capable of running simultaneously

over periods that match the earth’s orbital period. An example of the improvement in the development of fiber links is the recently commissioned 1415 km telecom fibre link connecting Paris and Braunschweig[29]. Work is also underway to compare the NIST ytterbium clock and JILA strontium clock using a fibre link[30–32]. These optical clocks and fibre links are two important aspects of any future experiments that are certain to improve the results presented in this paper, at which time the effects of gravitational perturbation from Jupiter won’t be negligible as it was for this study.

ACKNOWLEDGMENTS

We acknowledge funding from NASA grant NNH12AT81I. We also thank the atomic standards group at NIST for maintaining the H-masers and sharing the data. We thank Elizabeth Donley, Steven Jefferts, and Chris Oates for providing valuable suggestions that have helped improve this paper. We thank Yun Ye for discussing the planned clock comparisons between NIST and JILA.

-
- [1] A. Einstein, *The Collected Papers of Albert Einstein, Volume 6: The Berlin Years: Writings, 1914-1917*. (1996).
 - [2] S. Weinberg, *Gravitation and cosmology* (John Wiley and Sons, New York, 1972).
 - [3] C. M. Will, *Living Reviews in Relativity* **17**, 4 (2014).
 - [4] R. F. C. Vessot, *et al.*, *Phys. Rev. Lett.* **45**, 20812084 (1980).
 - [5] M. P. Hess, *et al.*, *Acta Astronautica* **69**, 929938 (2011).
 - [6] B. Altschul, *et al.*, *Advances in Space Research* **55**, 501524 (2015).
 - [7] D. B. Sullivan, *Proceedings of the 2001 IEEE International Frequency Control Symposium and PDA Exhibition (Cat. No.01CH37218)* (IEEE, 2001), p. 417.
 - [8] R. H. Dicke, *Experimental Relativity : Lectures delivered at Les Houches, 1963; Relativity, Groups and Topology* (1964).
 - [9] J. D. Prestage, R. L. Tjoelker, L. Maleki, *Physical Review Letters* **74**, 35113514 (1995).
 - [10] N. Ashby, *et al.*, *Phys. Rev. Lett.* **98**, 070802 (2007).
 - [11] J. P. Turneure, C. M. Will, B. F. Farrell, E. M. Mattison, R. F. Vessot, *Physical Review D* **27**, 1705 (1983).
 - [12] A. Godone, C. Novero, P. Tavella, *Phys. Rev. D* **51**, 319 (1995).
 - [13] J. Guna, *et al.*, *Phys. Rev. Lett.* **109**, 080801 (2012).
 - [14] F. Levi, *et al.*, *Metrologia* **51**, 270 (2014).
 - [15] S. R. Jefferts, *et al.*, *Metrologia* **39**, 321 (2002).

- [16] S. Weyers, U. Hebner, R. Schrader, C. Tamm, A. Bauch, *Metrologia* **38**, 343 (2001).
- [17] V. Gerginov, *et al.*, *Metrologia* **47**, 65 (2010).
- [18] K. Szymaniec, *et al.*, *Journal of Physics: Conference Series* **723**, 012003 (2016).
- [19] J. Guena, *et al.*, *IEEE Transactions on Ultrasonics, Ferroelectrics, and Frequency Control* **59**, 391409 (2012).
- [20] Reports of evaluation of primary frequency standards, <http://www.bipm.org/en/bipm-services/timescales/time-ftp/data.html>. Accessed: 2017-03-14.
- [21] T. E. Parker, *IEEE Transactions on Ultrasonics, Ferroelectrics, and Frequency Control* **46**, 745751 (1999).
- [22] W. M. Folkner, J. G. Williams, D. H. Boggs, R. S. Park, P. Kuchynka, *Interplanetary Network Progress Report* **196**, 181 (2014).
- [23] S. Peil, S. Crane, J. L. Hanssen, T. B. Swanson, C. R. Ekstrom p. *Physical Review A* (2013).
- [24] M. Fischer, *et al.*, *Phys. Rev. Lett.* **92**, 230802 (2004).
- [25] T. H. Dinh, A. Dunning, V. A. Dzuba, V. V. Flambaum, *Phys.Rev.A* **79**, 054102 (2009).
- [26] T. Rosenband, *et al.*, *Science* **319**, 18081812 (2008).
- [27] M. Nakashima, K. Ichikawa, R. Nagata, J. Yokoyama, *JCAP* **1001**, 030 (2010).
- [28] A. D. Ludlow, M. M. Boyd, J. Ye, E. Peik, P. O. Schmidt, *Reviews of Modern Physics* **87**, 637701 (2015).
- [29] C. Lisdat, *et al.*, *Nature Communications* **7**, 12443 (2016).
- [30] B. J. Bloom, *et al.*, *Nature* **506**, 7175 (2014).
- [31] T. L. Nicholson, *et al.*, *Nature Communications* **6**, 6896 (2015).
- [32] M. Schioppo, *et al.*, *Nature Photonics* **11**, 4852 (2017).