

autoBagging: Learning to Rank Bagging Workflows with Metalearning

Fábio Pinto

Vítor Cerqueira

Carlos Soares

João Mendes-Moreira

INESC TEC

Faculty of Engineering, University of Porto

Rua Dr. Roberto Frias, s/n

Porto, Portugal 4200-465

FHPINTO@INESCTEC.PT

VMAC@INESCTEC.PT

CSOARES@FE.UP.PT

JMOREIRA@FE.UP.PT

Editor: Editor

Abstract

Machine Learning (ML) has been successfully applied to a wide range of domains and applications. One of the techniques behind most of these successful applications is Ensemble Learning (EL), the field of ML that gave birth to methods such as Random Forests or Boosting. The complexity of applying these techniques together with the market scarcity on ML experts, has created the need for systems that enable a fast and easy drop-in replacement for ML libraries. Automated machine learning (autoML) is the field of ML that attempts to answer these needs. Typically, these systems rely on optimization techniques such as bayesian optimization to lead the search for the best model. Our approach differs from these systems by making use of the most recent advances on metalearning and a learning to rank approach to learn from metadata. We propose *autoBagging*, an autoML system that automatically ranks 63 bagging workflows by exploiting past performance and dataset characterization. Results on 140 classification datasets from the OpenML platform show that *autoBagging* can yield better performance than the Average Rank method and achieve results that are not statistically different from an ideal model that systematically selects the best workflow for each dataset. For the purpose of reproducibility and generalizability, *autoBagging* is publicly available as an R package on CRAN.

Keywords: automated machine learning, metalearning, bagging, classification

1. Introduction

Ensemble learning (EL) has proven itself as one of the most powerful techniques in Machine Learning (ML), leading to state-of-the-art results across several domains (Fernández-Delgado et al., 2014). Methods such as bagging, boosting or Random Forests are considered some of the favourite algorithms among data science practitioners. However, getting the most out of these techniques still requires significant expertise and it is often a complex and time consuming task. Furthermore, since the number of ML applications is growing exponentially, there is a need for tools that boost the data scientist's productivity (Husain, 2017).

The resulting research field that aims to answers these needs is Automated Machine Learning (autoML). It is a field that merges ideas and techniques from several ML and optimization topics, such as Bayesian optimization, metalearning (MtL) and algorithm selection. In the past few years it was possible to assess important innovations in the field, which enable data science practitioners, including non-experts, to efficiently create fine-tuned predictive models with minimum intervention.

In this paper we address the problem of how to automatically tune an EL algorithm, covering all components within it: generation (how to generate the models and how many), pruning (which technique should be used to prune the ensemble and how many models should be discarded) and integration (which model(s) should be selected and combined for each prediction). We focus specifically in the bagging algorithm (Breiman, 1996) and four components of the algorithm: 1) the number of models that should be generated 2) the pruning method 3) how much models should be pruned and 4) which dynamic integration method should be used. For the remaining of this paper, we call to a set of these four elements a bagging workflow.

Our proposal is *autoBagging*, a system that combines a learning to rank approach together with metalearning to tackle the problem of automatically generate bagging workflows. Ranking is a common task in information retrieval. For instance, to answer the query of a user, a search engine ranks a plethora of documents according to their relevance. In this case, the query is replaced by new dataset and *autoBagging* acts as ranking engine.

Figure 1 shows an overall schema of the proposed system. We leverage the historical predictive performance of each workflow in several datasets, where each dataset is characterised by a set of metafeatures. This metadata is then used to generate a metamodel, using a learning to rank approach. Given a new dataset, we able to collect metafeatures from it and feed them to the metamodel. Finally, the metamodel outputs an ordered list of the workflows, specifically tuned to the characteristics of the new dataset.

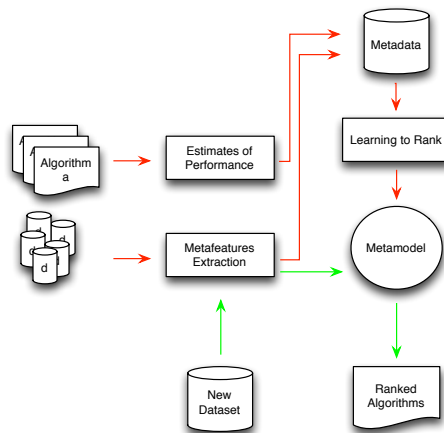


Figure 1: Learning to Rank with Metalearning. The red lines represent offline tasks and the green ones represent online ones.

We tested the approach in 140 classification datasets from the OpenML platform for collaborative ML (Vanschoren et al., 2014) and 63 bagging workflows, that include two pruning techniques and two dynamic selection techniques. We give details on these workflows in Section 4. Results show that *autoBagging* has a better performance than two strong baselines, Bagging with 100 trees and the average rank. Furthermore, testing the top 5 workflows recommended by *autoBagging* guarantees an outcome that is not statistically different from the Oracle, an idealistic method that for each dataset always selects the best workflow.

This paper is organized as follows. Section 2 describes the state-of-the-art regarding autoML and metalearning, with particular emphasis for the approaches more similar to ours. In Section 3 we introduce the concept of bagging workflows and describe the components from each they are designed with. Section 4 presents AutoBagging from a more formal perspective. Section 5 presents the experiments carried to evaluate our approach. Finally, Section 6 concludes the paper and sets directions for future work.

For the purpose of reproducibility and generalizability, *autoBagging* is publicly available as an R package.¹

2. Related Work

In this Section we provide a brief overview of systems designed with intent of generating automatic recommendations or ranking of ML algorithms or workflows. After a careful analysis of the state-of-the-art, we split it into three categories: 1) systems that use only metalearning approach, without any kind of optimization component; 2) systems that make use of optimization procedures, such as bayesian optimization and 3) systems that leverage metalearning and optimization procedures.

Finally, in the last sub-section, we discuss how some autoML systems recommend ensemble learning algorithms to the user and how our approach differs from previous ones regarding this feature.

2.1 Metalearning based

The first automated framework proposed to support machine learning processes was the Data Mining Advisor (DMA) (Giraud-Carrier, 2005). The system used an instance-based learning approach to relate the performance of the learning algorithms with simple and statistical metafeatures computed from the datasets (Brazdil et al., 2003).

This line of research was later on overpowered by the characterization of datasets through landmarks (Pfahringer et al., 2000), such as learning curves (Leite and Brazdil, 2005) or pairwise meta-rules Sun and Pfahringer (2013).

2.2 Optimization based

Evaluating ML algorithms and/or ML workflows is typically very time consuming and computationally expensive. In practice, it is not feasible to evaluate all learning algorithms with 10-fold cross validation for a given dataset (particularly if the dataset is of high dimensionality) and choose the one that minimizes the error measure. Therefore, researchers have

1. <https://github.com/fhpinto/autoBagging>

been developing search procedures and optimization algorithms that can in fact do this in reasonable time.

Bayesian optimization is the field within optimization that has had the most success carrying out these type of tasks. One of the algorithms that is responsible for this success is SMAC (Hutter et al., 2011), an approach that constructs explicit regression models to describe the relationship between the target algorithm performance and the hyperparameters. The ability of SMAC to deal both categorical and continuous hyperparameters is one of the reasons behind its success.

The development of bayesian optimization algorithms for algorithm configuration has led to the emergence of systems such as Auto-WEKA (Thornton et al., 2013), that makes use of SMAC and the machine learning library WEKA to automatically generate workflows for classification datasets.

More recently, the Hyperband (Li et al., 2016) method was proposed as an alternative for bayesian optimization algorithms. The method uses a pure-exploration algorithm for multi-armed bandits to exploit the iterative algorithms of machine learning. Essentially, the authors approach the automatic model *selection* problem as an automatic model *evaluation* problem. By exploring this perspective, they report better results than the bayesian optimization methods.

2.3 Optimization plus Metalearning

Some autoML systems combine bayesian optimization with metalearning, particularly useful to act as a warm start for the optimization procedure. An example of such system is auto-sklearn (Feurer et al., 2015). Given a new dataset, the system starts by comparing the characteristics of that dataset with past performance of ML workflows on similar datasets (using a set of simple, statistical and information-theoretic metafeatures and k-NN). After this warm start, the optimization procedure is carried out by SMAC. Finally, the system also has the ability to form ensembles from models evaluated during the optimization.

2.4 Ensemble focused autoML

Some attempts have been made in creating autoML systems that are able to provide suggestions of ensembles. Again, and probably the most notorious one, is auto-skelarn, as described above. Another proposal on this matter is made on (Lacoste et al., 2014), where the authors optimize ensembles based on bootstrapping the validation sets to simulate multiple independent hyperparameter optimization processes and combined the results with the agnostic Bayesian combination method.

One of the problems with the two approaches described is that the generation of the ensemble is rather *ad hoc*. That means, it does not take into account important properties that are known to affect the performance of ensembles. Specifically, complementarity between among models and the overall diversity of the ensemble. We argue that ensemble generation must take into account these concepts and we should avoid a simple averaging of predictions from several models. For instance, in (Lévesque et al., 2016), the authors use Bayesian optimization directly to estimate which prediction model is the best candidate to be added to the ensemble. In this paper, we use as basis a well known and studied

ensemble learning algorithm (bagging) and we generate ensembles that make use of several EL techniques proposed in the literature.

3. Bagging Workflows

The Ensemble Learning (EL) literature can be split into three main topics: ensemble generation, ensemble pruning and ensemble integration (Mendes-Moreira et al., 2012). It can also be seen as a process of three phases: 1) generating an accurate and diverse set of models; 2) prune the ensemble in order to decrease its size and attempt to improve its generalization ability; and finally, 3) select a function to aggregate the predictions of each single model of the ensemble. This can be achieved by a static (that does not take into account the characteristics of the test instance, such as stacking) or dynamic method (that chooses different subsets of models according to the characteristics of the test instance).

Bagging, one of the most popular EL algorithms, can also be decomposed at the light of the structure that we described above (Breiman, 1996). Generically, given a training data set, a sample with replacement (a bootstrap sample) of the training instances is generated. The process is repeated k times and k samples of the training instances are obtained. Then, from each sample, a model is generated by applying a learning algorithm. In terms of aggregating the outputs of the base learners and building the ensemble, typically, bagging uses two of the most common ones: voting for classification (the most voted label is the final prediction) and averaging for regression (the predictions of all the base learners are averaged to form the ensemble prediction).

In this paper, we introduce the concept of a bagging workflow, that can also be decomposed into three components: generation, pruning and integration. The following subsections describe some of the methods that can be used within each of these components.

3.1 Generation

As mentioned before, typically, bagging algorithms generate ensembles by applying a learning algorithm to bootstrap samples of the training data. However, there are some hyperparameters that can be taken into account to exploit the versatility of bagging, such as:

- the sampling strategy. Although bootstrap sampling is by far the most common sampling strategy in bagging, there are also reports of interesting results using subsampling without replacement and sampling of random subspaces (Ho, 1998).
- the learning algorithm used to generate the models. Decision trees and neural networks are among the favourite, given their unstable learning property (Breiman, 1996).
- how many models to generate. On the seminal paper in which bagging was introduced (Breiman, 1996), the author claimed that 50 or 100 single models should be enough to achieve good results. However, more recent studies showed that this problem is highly dataset dependent (Hernández-Lobato et al., 2013).

3.2 Pruning

Given the widely spread use among data science practitioners, bagging is also one of the most studied algorithms (Bauer and Kohavi, 1999). One of the discoveries made by researchers is

that an efficient pruning of a bagging ensemble could to a smaller ensemble size and also to generalization improvements (Zhou et al., 2002). This has led a stream of research focused specifically on pruning techniques for bagging ensembles. Since a detailed overview of these techniques would be out of scope of this paper, we refer the reader to some important papers in the field (Martínez-Muñoz et al., 2009; Qian et al., 2015). Essentially, these techniques combine the concepts of accuracy and diversity in ensemble learning to search for a subset of models that guarantees the same performance of the full ensemble or even improves it. This search procedure is often led by some heuristic or an optimization algorithm.

Therefore, from the ensemble pruning phase of constructing bagging workflows, two hyperparameters must be considered:

- the pruning method to be used.
- the percentage of models that should be pruned. Again, studies have shown that this a highly dataset dependent hyperparameter (Hernández-Lobato et al., 2013).

3.3 Integration

As mentioned before, the method regarding ensemble integration are split into two groups: static and dynamic. In the former, the weights assigned to each model in the ensemble are a constant value; in the later, the weights vary according to the instance to be predicted. In the dynamic group, we distinguish between methods for selection (when a single model is selected) or combination of models (when more that one model can be selected).

Regarding static methods, the most well known is stacking (Wolpert, 1992). Regarding dynamic methods, again, research has shown that this hyperparameter is highly problem dependent (Britto et al., 2014). A large empirical comparison of these techniques can be found in (Pinto et al., 2016a). A full description of these techniques is out of scope of this paper so we refer the reader to the original papers.

4. autoBagging: Learning to Rank Bagging Workflows

In this Section we present *autoBagging*. Although for this paper we focused on providing ranking of bagging workflows, we believe that the approach is generic for the algorithm/workflow ranking in ML. Therefore, we describe the method from a generic perspective and we provide more specific details on the application to bagging workflows in Section 5.

We recall Figure 1 for a brief overview of the method. We start by describing the learning approach and then how we collected the metadata, both metafeatures and metatarget, to be able to learn at the meta-level.

4.1 Learning Approach

We approach the problem of algorithm selection as a learning to rank problem (Liu, 2009). Lets take \mathcal{D} as the dataset set and \mathcal{A} as the algorithm set. $\mathcal{Y} = \{1, 2, \dots, l\}$ is the label set, where each value represents a relevance score, which represents the relative performance of a given algorithm. Therefore, $l \prec l - 1 \prec \dots \prec 1$, where \prec represents an order relationship.

Furthermore, $D_m = \{d_1, d_2, \dots, d_m\}$ is the set of datasets for training and d_i is the i -th dataset, $A_i = \{a_{i,1}, a_{i,2}, \dots, a_{i,n_i}\}$ is the set of algorithms associated with dataset d_i and $\mathbf{y}_i = \{y_{i,1}, y_{i,2}, \dots, y_{i,n_i}\}$ is the set of labels associated with dataset d_i , where n_i represents the sizes of A_i and \mathbf{y}_i ; $a_{i,j}$ represents the j -th algorithm in A_i ; and $y_{i,j} \in Y$ represents the j -th label in \mathbf{y}_i , representing the relevance score of $a_{i,j}$ with respect to d_i . Finally, the meta-dataset is denoted as $S = \{(d_i, A_i), \mathbf{y}_i\}_{i=1}^m$.

We use metalearning to generate the metafeature vectors $x_{i,j} = \phi(d_i, a_{i,j})$ for each dataset-algorithm pair, where $i = 1, 2, \dots, m$; $j = 1, 2, \dots, n_i$ and ϕ represents the metafeatures extraction functions. These metafeatures can describe d_i , $a_{i,j}$ or even the relationship between both. Therefore, taking $\mathbf{x}_i = \{x_{i,1}, x_{i,2}, \dots, x_{i,n_i}\}$ we can represent the meta-dataset as $S' = \{(\mathbf{x}_i, \mathbf{y}_i)\}_{i=1}^m$.

Our goal is to train a meta ranking model $f(d, a) = f(x)$ that is able to assign a relevance score to a given new dataset-algorithm pair d and a , given x .

4.2 Metafeatures

We approach the problem of generating metafeatures to characterize d and a with the aid of a framework for systematic metafeatures generation (Pinto et al., 2016b). Essentially, this framework regards a metafeature as a combination of three components: meta-function, a set of input objects and a post-processing function. The framework establishes how to systematically generate metafeatures from all possible combinations of object and post-processing alternatives that are compatible with a given meta-function. Thus, the development of metafeatures for a MtL approach simply consists of selecting a set of meta-functions (e.g. entropy, mutual information and correlation) and the framework systematically generates the set of metafeatures that represent all the information that can be obtained with those meta-functions from the data.

For this task in particular, we selected a set of meta-functions that are able to characterize the datasets as completely as possible (measuring information regarding the target variable, the categorical and numerical features, etc) the algorithms and the relationship between the datasets and the algorithms (who can be seen as landmarks (Pfahringner et al., 2000)). Therefore, the set of meta-functions used is:

- Skewness
- Pearson’s correlation
- Maximal Information Coefficient (MIC (Reshef et al., 2011))
- Entropy
- Mutual Information
- Eta squared (from ANOVA test)
- R value of class overlap (Oh, 2011)
- Rank of each algorithm (Brazdil et al., 2008)

Each meta-function is used to systematically measure information from all possible combination of input objects available for this task. We defined the input objects available as:

- discrete descriptive data of the datasets
- continuous descriptive data of the datasets
- discrete output data of the datasets
- five sets of predictions (discrete predicted data) for each dataset (naive bayes, decision tree with depth 1, 2 and 3, and majority class)

For instance, if we take the example of using Entropy as meta-function, it is possible to measure information in discrete descriptive data, discrete output data and discrete predicted data (if the base-level problem is a classification task). After computing the entropy of all these objects, it might be necessary to aggregate the information in order to keep the tabular form of the data. Take for the example the aggregation required for the entropy values computed for each discrete attribute. Therefore, we choose a palette of aggregation functions to capture several dimensions of these values and minimize the loss of information by aggregation. In that sense, the post-processing functions chosen were:

- average
- maximum
- minimum
- standard deviation
- variance
- histogram binning

Given these meta-functions, the available input objects and post-processing functions, we are able to generate a set of 146 metafeatures. To this set we add eight metafeatures: the number of examples of the dataset, the number of attributes and the number of classes of the target variable; and five landmarks (the ones already described above) estimated using accuracy as error measure. Furthermore, we add four metafeatures to describe the components of each workflow: the number of trees, the pruning method, the pruning cut point and the dynamic selection method. In total, *autoBagging* uses a set of 158 metafeatures.

4.3 Metatarget

In order to be able to learn a ranking meta-model $f(d, a)$, we need to compute a metatarget that is able to assign a score z to each dataset-algorithm pair (d, a) , so that:

$$\mathcal{F} : (\mathcal{D}, \mathcal{A}) \rightarrow \mathcal{Z} \tag{1}$$

where \mathcal{F} is the ranking meta-models set and \mathcal{Z} is the metatarget set.

To compute z , we use a cross validation error estimation methodology (we use a 4 fold cross validation in the experiments reported in this paper, Section 5), in which we estimate the performance of each bagging workflow for each dataset using Cohen’s kappa score (Cohen, 1960). On top of the estimated kappa score, for each dataset, we rank the bagging workflows. This ranking is the final form of the metatarget and it is then used for learning the meta-model.

5. Experiments

In this Section we describe the experiments performed to understand and evaluate *auto-Bagging*. We also provide a brief exploratory analysis of the metadata collected from the experiments that are particularly interesting to understand some of the EL methods used.

5.1 Experimental Setup

Our experimental setup comprises 140 classification datasets extracted from the OpenML platform for collaborative machine learning (Vanschoren et al., 2014). We limited the datasets extracted to a maximum of 5000 instances, a minimum of 300 instances and a maximum of 1000 attributes, in order to speed up the experiments and exclude datasets that could be too small for some of bagging workflows that we wanted to test.

Regarding bagging workflows, taking into account all the hyperparameters described in Section 3 would result in a computational cost too large for our resources. Therefore, we limited the hyperparameters of the bagging workflows to four: number of models generated, pruning method, pruning cut point and dynamic selection method. Specifically, each hyperparameter could take the following values:

- Number of models: 50, 100 or 200. Decision trees was chosen as learning algorithm.
- Pruning method: Margin Distance Minimization(MDSQ) (Martínez-Muñoz et al., 2009), Boosting-Based Pruning (BB) (Martínez-Muñoz et al., 2009) or none.
- Pruning cut point: 25%, 50% or 75%.
- Dynamic integration method: Overall Local Accuracy (OLA), a dynamic selection method (Woods et al., 1997); K-nearest-oracles-eliminate (KNORA-E) (Ko et al., 2008), a dynamic combination method; and none.

All the values of the hyperparameters described above generated 63 valid combinations. We tested these bagging workflows in the datasets extracted from OpenML with 4-fold cross validation, using Cohen’s kappa as evaluation metric.

We used the XGBoost learning to rank implementation for gradient boosting of decision trees (Chen and Guestrin, 2016) to learn the metamodel as described in Section 4. The decision tree implementation from this library has a very elegant way of dealing with missing values. Essentially, the tree splitting functionality assigns an instance with missing values to a default direction and then learns from the data the optimal default direction. This is particularly important for metalearning since the number of missing values is often quite high in these dataset (e.g., attribute correlation cannot be measured in a dataset without numeric attributes, which results in a missing value).

As baselines, at the base-level, we use 1) bagging with 100 decision trees 2) the average rank method, which basically is a model that always predicts the bagging workflow with best average rank in the meta training set and the 3) oracle, an ideal model that always selects the best bagging workflow for each dataset. As for the meta-level, we use as baseline the average rank method.

As evaluation methodology, we use an approach similar to the leave-one-out methodology. However, each test fold consists of all the algorithm-dataset pairs associated with the test dataset. The remaining examples are used for training purposes. The evaluation metric at the meta-level is the Mean Average Precision at 10 (MAP@10) and at the base-level, as mentioned before, we use Cohen’s kappa. The methodology proposed by (Demšar, 2006) was used for statistical validation of the results.

For the purpose of reproducibility and generalizability, *autoBagging* is publicly available as an R package.

5.2 Exploratory Metadata Analysis

Given the rich metadata collected from the experiments that we carried out, we proceed to draw some insights about the datasets and the workflows that we experimented with.

We can see by analysing Figure 2 that the range of kappa values for each dataset varies a lot. This is expected given the No Free Lunch theorem, that states that there is no one model that works best for every problem and ”two algorithms are equivalent when their performance is averaged across all possible problems” (Wolpert, 1996). Even though all the models that we experimented with belong to the same family (bagging of decision trees), the pruning and dynamic integration components enable to generate very different predictive models. This is indicative that ranking these bagging workflows for each dataset is not an easy learning task.

Figure 3 shows the boxplots of the ranking scores collected for each dataset, ordered by average ranking. We can take some insights about the bagging workflows performance from this graph:

- on average, the bagging workflows that make use of BB pruning and KNORA-E as dynamic integration method seem to achieve better results
- in terms of pruning cut point, it seems that BB pruning works better with a large pruning cut point (e.g., 75%) than MDSQ
- the bagging workflows that do not make use of any kind of dynamic integration method are worse on average than the ones that do
- both the top and the worst bagging workflows are outliers for some dataset in terms of performance

5.3 Results

Figure 4 shows a loss curve, relating the average loss in terms of performance with the number of workflows tested following the ranking suggested by each method. The loss is calculated as the difference between the performance of the best algorithm ranked by the

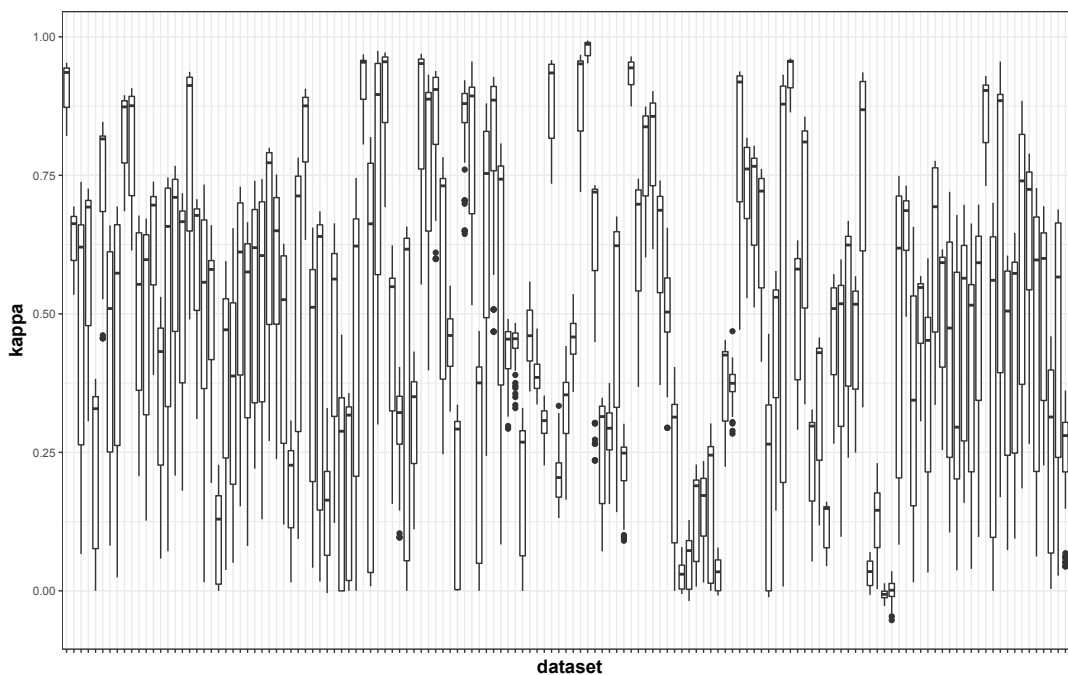


Figure 2: Boxplots of the kappa values collected for each dataset from evaluating the performance of each bagging workflow.

method in comparison with the ground truth ranking. The loss for all datasets is then averaged for aggregation purposes. We can see, as expected, that the average loss decreases for both methods as the number of workflows tested increases.

In terms of comparison between *autoBagging* and the Average Rank method, it is possible to visualize that *autoBagging* shows a superior performance for all the values of the x axis. Interestingly, this result is particularly noticeable in the first tests. For instance, if we test only the top 1 workflow recommended by *autoBagging*, on average, the kappa loss is half of the one we should expect from the suggestion made by the average rank method.

We evaluated this results to assess their statistical significance using Demšar’s methodology. Figures 5 and 6 show the Critical Difference (CD) diagrams for both the meta and base-level.

At the meta-level, using MAP@10 as evaluation metric, *autoBagging* presents a clearly superior performance in comparison with the Average Rank. The difference is statistically significant, as one can see in the CD diagram. This result is in accordance with performance that visualized in Figure 4 for both methods.

At the base-level, we compared *autoBagging* with three baselines, as mentioned before: bagging with 100 decision trees, the Average Rank method and the oracle. We test three versions of *autoBagging*, taking the top 1, 3 and 5 bagging workflows ranked by the meta-model. For instance, in *autoBagging@3*, we test the top 3 bagging workflows ranked by the meta-model and we choose the best.

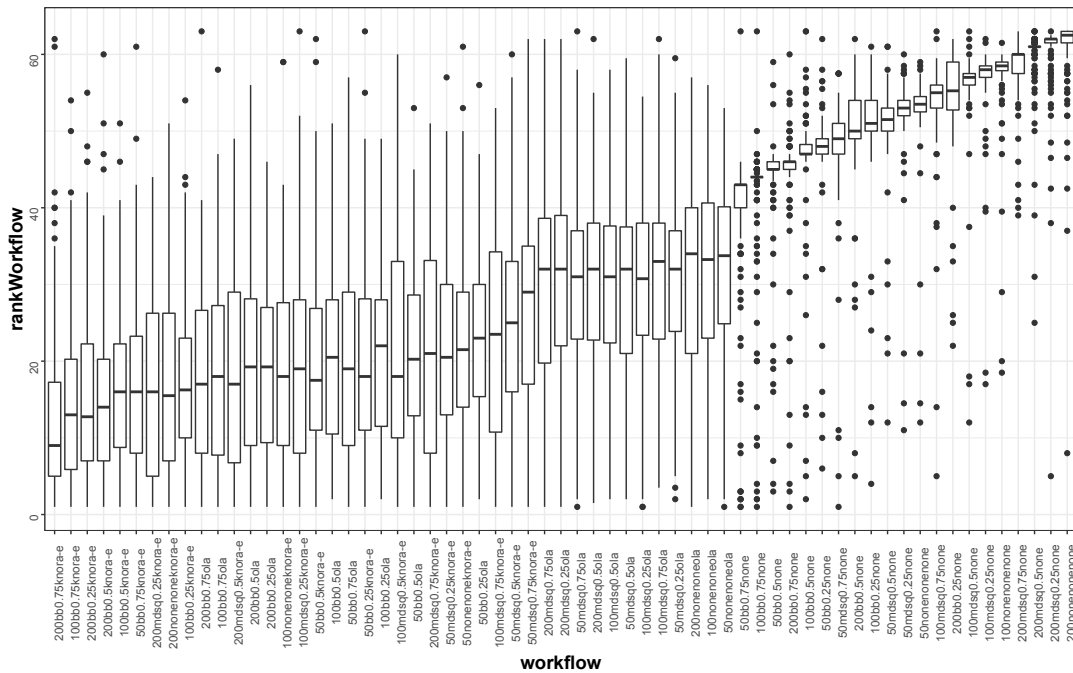


Figure 3: Boxplots of the ranking scores collected for each bagging workflow. For instance, *200bb0.75knora-e* represents a bagging workflow with 200 trees, to which boosting-based pruning is applied with a 75% cut point and KNORA-E is used as dynamic integration technique.

Starting by the tail of the CD diagram, both the Average Rank method and *autoBagging@1* show a superior performance than Bagging with 100 decision trees. Furthermore, *autoBagging@1* also shows a superior performance than the Average Rank method. This result confirms the indications that we visualized in Figure 4.

The CD diagram shows also *autoBagging@3* and *autoBagging@5* have a similar performance. However, and we must highlight this results, *autoBagging@5* shows a performance that is not statistically different from the oracle. This is extremely promising since it shows that the performance of *autoBagging* excels if the user is able to test the top 5 bagging workflows ranked by the system.

5.4 Discussion

We decided to not include time in the experiments since *autoBagging* execution time only depends on the computation of metafeatures. Given the nature of these metafeatures, such as entropy or mutual information, the computation is extremely fast (no more than a couple of minutes for the largest datasets used in the experiments).

Figure 7 shows the relative importance of the top 30 most important metafeatures. It is clear that the most informative metafeatures are the ones generated using the rank of each workflow in the meta-training set as meta-function. Given that these metafeatures do

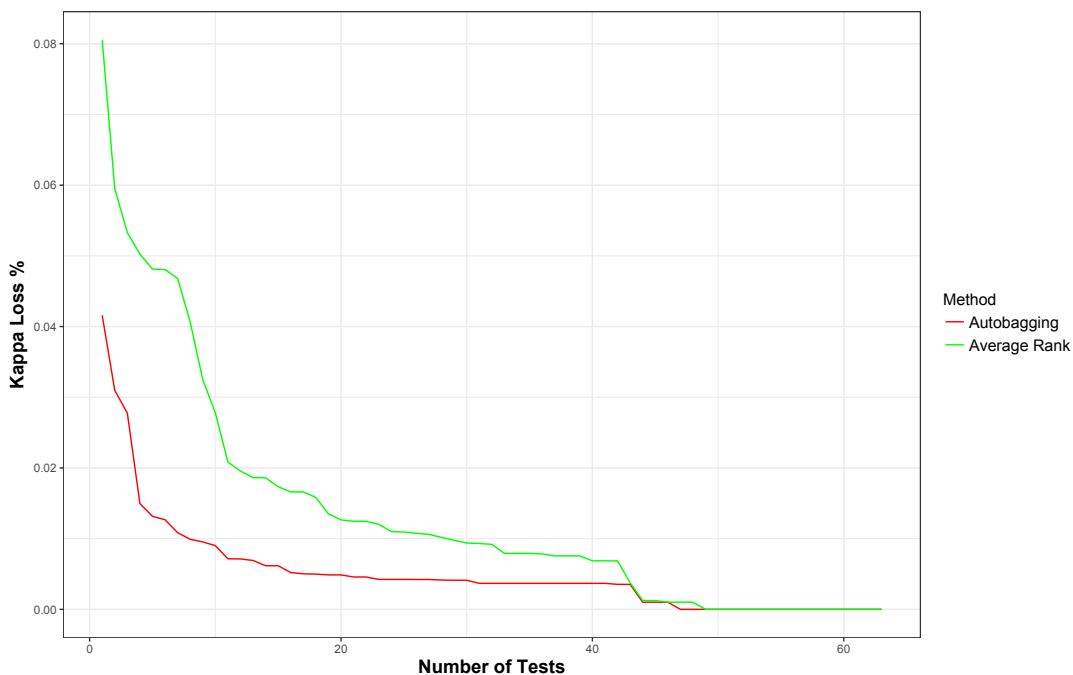


Figure 4: Loss curve comparing autoBagging with the Average Rank baseline.

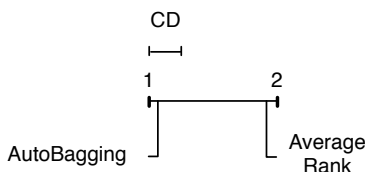


Figure 5: Critical Difference diagram (with $\alpha = 0.05$) of the experiments at the meta-level.

not vary that much from dataset to dataset, we can assume that they are very important to characterize the bagging workflows. On the other hand, the remaining metafeatures are critical for the ability of the meta-model to generalize for all datasets. Metafeatures such as *class.entropy*, *dstump.landmarker_d1.entropy* and *r_value.hist1* are also among the most informative metafeatures.

6. Conclusion and Future Work

This paper presents *autoBagging*, an *autoML* system that makes use of a learning to rank approach and metalearning to automatically suggest a bagging ensemble specifically designed for a given dataset. We tested the approach on 140 classification datasets and the results show that *autoBagging* is clearly better than the baselines to which was compared. In fact, if the top five workflows suggested by *autoBagging* are tested, results show that the system

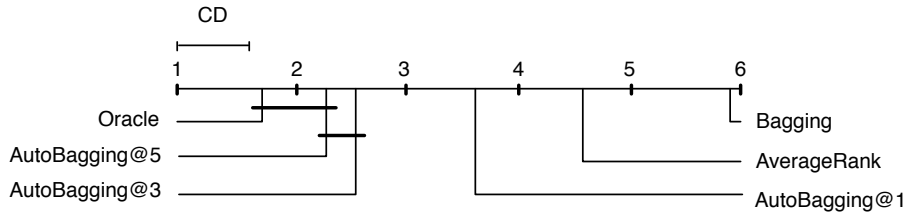


Figure 6: Critical Difference diagram (with $\alpha = 0.05$) of the experiments at the base-level.

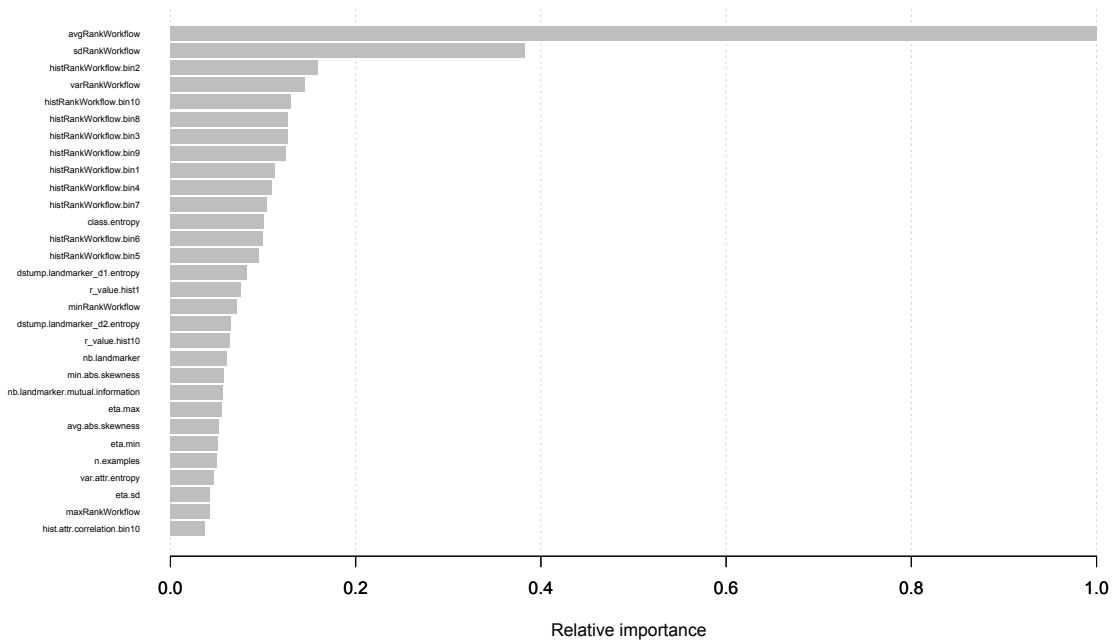


Figure 7: Top 30 most important metafeatures for the XGboost meta-model measured using *Gain*, which represents the relative contribution of the corresponding feature to the model calculated by taking each feature’s contribution for each tree in the model.

achieves a performance that is not statistically different from the oracle, a method that systematically selects the best workflow for each dataset. For the purpose of reproducibility and generalizability, *autoBagging* is publicly available as an R package.

As future work, we plan to further improve the experimental setup of *autoBagging* by comparing it with state-of-the-art systems such as auto-sklearn and the hyperband method. Furthermore, we plan to study how we can use bayesian optimization to further improve the final ensemble, always taking into account concepts such as diversity and complementarity between models to design the final ensemble.

References

- Eric Bauer and Ron Kohavi. An empirical comparison of voting classification algorithms: Bagging, boosting, and variants. *Machine learning*, 36(1):105–139, 1999.
- Pavel Brazdil, Christophe Giraud Carrier, Carlos Soares, and Ricardo Vilalta. *Metalearning: Applications to data mining*. Springer Science & Business Media, 2008.
- Pavel B Brazdil, Carlos Soares, and Joaquim Pinto Da Costa. Ranking learning algorithms: Using ibl and meta-learning on accuracy and time results. *Machine Learning*, 50(3):251–277, 2003.
- Leo Breiman. Bagging predictors. *Machine learning*, 24(2):123–140, 1996.
- Alceu S Britto, Robert Sabourin, and Luiz ES Oliveira. Dynamic selection of classifiers a comprehensive review. *Pattern Recognition*, 47(11):3665–3680, 2014.
- Tianqi Chen and Carlos Guestrin. Xgboost: A scalable tree boosting system. In *Proceedings of the 22Nd ACM SIGKDD International Conference on Knowledge Discovery and Data Mining*, KDD '16, pages 785–794. ACM, 2016. ISBN 978-1-4503-4232-2. doi: 10.1145/2939672.2939785.
- Jacob Cohen. A coefficient of agreement for nominal scales. *Educational and psychological measurement*, 20(1):37–46, 1960.
- Janez Demšar. Statistical comparisons of classifiers over multiple data sets. *Journal of Machine learning research*, 7(Jan):1–30, 2006.
- Manuel Fernández-Delgado, Eva Cernadas, Senén Barro, and Dinani Amorim. Do we need hundreds of classifiers to solve real world classification problems? *Journal of Machine Learning Research*, 15(1):3133–3181, 2014.
- Matthias Feurer, Aaron Klein, Katharina Eggensperger, Jost Springenberg, Manuel Blum, and Frank Hutter. Efficient and robust automated machine learning. In *Advances in Neural Information Processing Systems*, pages 2962–2970, 2015.
- Christophe Giraud-Carrier. The data mining advisor: meta-learning at the service of practitioners. In *Machine Learning and Applications, 2005. Proceedings. Fourth International Conference on*, pages 7–pp. IEEE, 2005.
- Daniel Hernández-Lobato, Gonzalo MartíNez-MuñOz, and Alberto Suárez. How large should ensembles of classifiers be? *Pattern Recognition*, 46(5):1323–1336, 2013.
- Tin Kam Ho. The random subspace method for constructing decision forests. *IEEE transactions on pattern analysis and machine intelligence*, 20(8):832–844, 1998.
- Hamel Husain. Automated machine learning: a paradigm shift that accelerates data scientist productivity at airbnb. <https://medium.com/airbnb-engineering/automated-machine-learning-a-paradigm-shift-that-accelerates-data-scientist-productivity-2017>.

- Frank Hutter, Holger Hoos, and Kevin Leyton-Brown. Sequential model-based optimization for general algorithm configuration. *Learning and Intelligent Optimization*, pages 507–523, 2011.
- Albert HR Ko, Robert Sabourin, and Alceu Souza Britto Jr. From dynamic classifier selection to dynamic ensemble selection. *Pattern Recognition*, 41(5):1718–1731, 2008.
- Alexandre Lacoste, Hugo Larochelle, Mario Marchand, and François Laviolette. Sequential model-based ensemble optimization. In *Proceedings of the Thirtieth Conference on Uncertainty in Artificial Intelligence*, pages 440–448. AUAI Press, 2014.
- Rui Leite and Pavel Brazdil. Predicting relative performance of classifiers from samples. In *Proceedings of the 22nd international conference on Machine learning*, pages 497–503. ACM, 2005.
- Julien-Charles Lévesque, Christian Gagné, and Robert Sabourin. Bayesian hyperparameter optimization for ensemble learning. *arXiv preprint arXiv:1605.06394*, 2016.
- Lisha Li, Kevin Jamieson, Giulia DeSalvo, Afshin Rostamizadeh, and Ameet Talwalkar. Hyperband: A novel bandit-based approach to hyperparameter optimization. *arXiv preprint arXiv:1603.06560*, 2016.
- Tie-Yan Liu. Learning to rank for information retrieval. *Foundations and Trends® in Information Retrieval*, 3(3):225–331, 2009.
- Gonzalo Martínez-Muñoz, Daniel Hernández-Lobato, and Alberto Suárez. An analysis of ensemble pruning techniques based on ordered aggregation. *IEEE Transactions on Pattern Analysis and Machine Intelligence*, 31(2):245–259, 2009.
- João Mendes-Moreira, Carlos Soares, Alípio Mário Jorge, and Jorge Freire De Sousa. Ensemble approaches for regression: A survey. *ACM Computing Surveys (CSUR)*, 45(1):10, 2012.
- Sejong Oh. A new dataset evaluation method based on category overlap. *Computers in Biology and Medicine*, 41(2):115–122, 2011.
- Bernhard Pfahringer, Hilan Bensusan, and Christophe Giraud-Carrier. Tell me who can learn you and i can tell you who you are: Landmarking various learning algorithms. In *Proceedings of the 17th international conference on machine learning*, pages 743–750, 2000.
- Fábio Pinto, Carlos Soares, and João Mendes-Moreira. Chade: Metalearning with classifier chains for dynamic combination of classifiers. In *Joint European Conference on Machine Learning and Knowledge Discovery in Databases*, pages 410–425. Springer, 2016a.
- Fábio Pinto, Carlos Soares, and João Mendes-Moreira. Towards automatic generation of metafeatures. In *Pacific-Asia Conference on Knowledge Discovery and Data Mining*, pages 215–226. Springer, 2016b.

- Chao Qian, Yang Yu, and Zhi-Hua Zhou. Pareto ensemble pruning. In *Twenty-Ninth AAAI Conference on Artificial Intelligence*, 2015.
- David N Reshef, Yakir A Reshef, Hilary K Finucane, Sharon R Grossman, Gilean McVean, Peter J Turnbaugh, Eric S Lander, Michael Mitzenmacher, and Pardis C Sabeti. Detecting novel associations in large data sets. *science*, 334(6062):1518–1524, 2011.
- Quan Sun and Bernhard Pfahringer. Pairwise meta-rules for better meta-learning-based algorithm ranking. *Machine learning*, 93(1):141–161, 2013.
- Chris Thornton, Frank Hutter, Holger H Hoos, and Kevin Leyton-Brown. Auto-weka: Combined selection and hyperparameter optimization of classification algorithms. In *Proceedings of the 19th ACM SIGKDD international conference on Knowledge discovery and data mining*, pages 847–855. ACM, 2013.
- Joaquin Vanschoren, Jan N Van Rijn, Bernd Bischl, and Luis Torgo. Openml: networked science in machine learning. *ACM SIGKDD Explorations Newsletter*, 15(2):49–60, 2014.
- David H Wolpert. Stacked generalization. *Neural networks*, 5(2):241–259, 1992.
- David H Wolpert. The lack of a priori distinctions between learning algorithms. *Neural computation*, 8(7):1341–1390, 1996.
- Kevin Woods, W Philip Kegelmeyer Jr, and Kevin Bowyer. Combination of multiple classifiers using local accuracy estimates. *Transactions on Pattern Analysis and Machine Intelligence*, 19(4):405–410, 1997.
- Zhi-Hua Zhou, Jianxin Wu, and Wei Tang. Ensembling neural networks: many could be better than all. *Artificial intelligence*, 137(1-2):239–263, 2002.