

Large-scale Datasets: Faces with Partial Occlusions and Pose Variations in the Wild

Tarik Alafif*, Zeyad Hailat†, Melih Aslan‡ and Xuewen Chen§

Computer Science Department, Wayne State University

Detroit, MI, USA 48120

Email: *tarik_alafif@wayne.edu, †zmhailat@wayne.edu, ‡melih.aslan@wayne.edu, §xuewen.chen@wayne.edu

Abstract—Face detection methods have relied on face datasets for training. However, existing face datasets tend to be in small scales for face learning in both constrained and unconstrained environments. In this paper, we first introduce our large-scale image datasets, Large-scale Labeled Face (LSLF) and noisy Large-scale Labeled Non-face (LSLNF). Our LSLF dataset consists of a large number of unconstrained multi-view and partially occluded faces. The faces have many variations in color and grayscale, image quality, image resolution, image illumination, image background, image illusion, human face, cartoon face, facial expression, light and severe partial facial occlusion, make up, gender, age, and race. Many of these faces are partially occluded with accessories such as tattoos, hats, glasses, sunglasses, hands, hair, beards, scarves, microphones, or other objects or persons. The LSLF dataset is currently the largest labeled face image dataset in the literature in terms of the number of labeled images and the number of individuals compared to other existing labeled face image datasets. Second, we introduce our CrowdedFaces and CrowdedNonFaces image datasets. The crowdedFaces and CrowdedNonFaces datasets include faces and non-faces images from crowded scenes. These datasets essentially aim for researchers to provide a large number of training examples with many variations for large scale face learning and face recognition tasks.

I. INTRODUCTION

Face detection methods have relied on face datasets for training. However, existing face image datasets tend to be in small scales for face learning in both constrained and unconstrained environments. In order to obtain magnificent performance in face detection systems, it require a large number of unconstrained face and non-face training examples with many variations from real life scenes for training. Unconstrained face training examples should have variations in color and grayscale, quality, resolution, illumination, background, illusion, human face, cartoon face, facial expression, light and severe partial facial occlusion, make up, gender, age, and race. Hence, we introduce our large-scale image datasets for faces and non-faces extracted from the wild in the unconstrained environments.

The proposed datasets are used for training LSDL face detector [1]. The datasets are publicly available at http://discovery.cs.wayne.edu/lab_website/lSDL/ for research and non-commercial use only. The remainder of this paper is organized as follows. In **Section II**, we review the existing the labeled face images datasets. In **Section III**, we first introduce the collection mechanism for obtaining our large-scale image datasets, Large-scale Labeled Face (LSLF) dataset and Large-scale Labeled Non-face (LSLNF) dataset. The LSLF dataset is compared with the existing labeled face

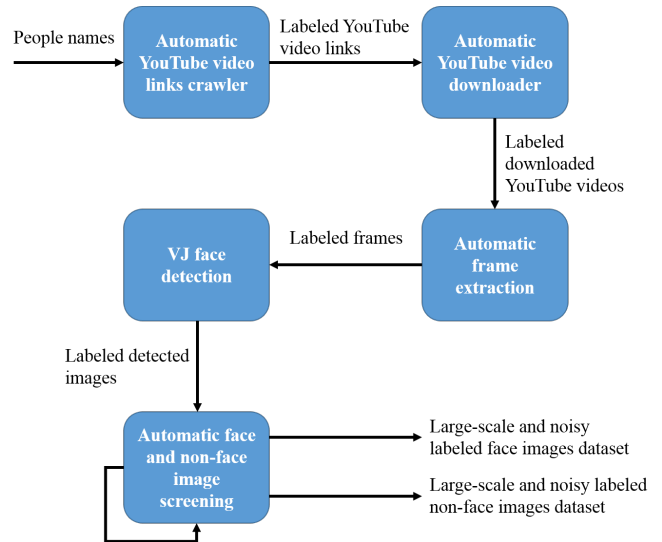


Fig. 1: Phases for obtaining noisy LSLF and LSLNF datasets.

image datasets. Then, we introduce our CrowdedFaces and CrowdedNonFaces image datasets. Finally, we conclude our work in **Section IV**.

II. RELATED WORK

Existing labeled face datasets have been available for different goals, but they tend to be in small-scales for face learning in both constrained and unconstrained environments. These datasets are briefly overviewed as follows:

Labeled Faces in the Wild (LFW) Dataset [2]. The LFW dataset contains of 13,749 labeled face images for 5,749 individuals. The images were automatically labeled. This dataset was collected from web news articles. The face images in LFW dataset have variations in color and grayscale, near frontal pose, lighting, resolution, quality, age, gender, unbalanced race, accessory, partial occlusion, make up, and background. The dataset size is 179 MB. It is publicly available for downloading.

WebV-Cele Dataset [3]. The WebV-Cele dataset contains of 649,001 face images for 2,427 individuals. Only 42,118 face images are manually labeled. The face images were collected from YouTube videos. The images have variations in color and grayscale, quality, resolution, pose, illumination, background, human face, facial expression, partial occlusion,

make up, gender, and race. The dataset is available upon request.

CAS-PEAL Dataset [4]. The CAS-PEAL dataset contains of 99,594 manually labeled face images for 1,040 individuals. The face images were collected from a studio in constrained environment. The images have variations in color and grayscale, expression, lighting, pose, and accessory. This dataset only contains Chinese faces. The dataset size is nearly 26.6 GB. The dataset is available upon request.

Face Recognition Grand Challenge (FRGC) Dataset [5]. The FRGC dataset contains of nearly 50,000 manually labeled face images for 466 individuals. The face images were collected from a studio in constrained environment. The images have variations in color, lighting, expression, background, unbalanced race, 3D scan, and image sequence. The dataset size is 3.1 MB. The dataset is available upon request.

Multi-PIE Dataset [6]. The Multi-PIE dataset contains of 755,370 manually labeled face images for 337 individuals. The face images were collected from a studio in constrained environment. The images have variations in color, resolution, pose, illumination, and expression. The dataset size is 308 MB. The dataset is commercial.

FERET Dataset [7]. The FERET dataset contains of 14,126 manually labeled face images for 1,199 individuals. The face images were collected from a studio in constrained environment. The images have variations in color, pose, and illumination. The dataset is available upon request.

Extended Yale B Dataset [8]. The Extended Yale B dataset contains of 16,128 face images for 28 individuals. The face images were collected from a studio in constrained environment. The images have variations in grayscale, pose, and illumination. The dataset is available upon request.

III. OUR DATASETS

In this section, we first describe the methodology for obtaining our LSLF dataset and noisy LSLNF dataset from the wild. Second, we introduce our CrowedFaces and CrowedNonFaces datasets. The datasets are briefly explained as follows:

A. LSLF and LSLNF Datasets

We first used Wikipedia and other online resources to collect 11,690 popular names for individuals from many countries all over the world. The individual names include celebrities in many categories such as politics, sports, journalism, movies, arts, and educations. Most individual names consist in our datasets are associated with the individual's first name then last name or vice versa while the rest of the names are famous nick names or popular single names. A sample from individual names is shown in Figure 2.

We employ a systematic procedure consisting of five phases to obtain noisy LSLF and LSLNF image datasets as shown in Figure 1. The five phases consist of automatic YouTube video links crawler, automatic YouTube video downloader, automatic framing extraction, Viola and Jones (VJ) face detection [9], and automatic face and non-face screening. The phases are briefly explained as follows:

```
Barack obama
Ben Stiller
Christina Ricci
Clive Owen
Daniel Craig
David Duchovny
Denise Richards
Diane Sawyer
Donald Faison
Ehud Olmert
Faith Hill
Famke Janssen
Hugh Jackman
Hugh Laurie
James Spader
Jared Leto
Julia Roberts
Julia Stiles
Karl Rove
Katherine Heigl
Kevin Bacon
Kiefer Sutherland
Kim Basinger
Mark Ruffalo
Meg Ryan
Michelle Trachtenberg
Michelle wie
```

Fig. 2: Sample from individual names.

1) *Automatic YouTube video links crawler*: In this phase, we developed a YouTube video links crawler to read the collected individual names and automatically retrieve and collect YouTube video links for each individual. The individuals' YouTube video links still can be retrieved even if the ordering of the names is different. The links are associated and written for each labeled individual name in a text file. A sample from YouTube video links is shown in Figure 3.

```
YouTube Search Results for Barack+Obama
https://www.youtube.com/watch?v=ER0wkPWykNE
https://www.youtube.com/watch?v=4v4mCLS9mfA
https://www.youtube.com/watch?v=167MXPjYskA
https://www.youtube.com/watch?v=KagKrkcoDdY
https://www.youtube.com/watch?v=qQzz-IpRfC4
https://www.youtube.com/watch?v=RxBMzn51UNw
https://www.youtube.com/watch?v=b8tFaU571xg
https://www.youtube.com/watch?v=QYdldTpOgDg
https://www.youtube.com/watch?v=GaRC2oQACg0
https://www.youtube.com/watch?v=yQLdPTXeaPg
https://www.youtube.com/watch?v=rzjGz20WUyM
https://www.youtube.com/watch?v=QEPCrcMF5Ps
https://www.youtube.com/watch?v=C7vw5y5Jv7c
https://www.youtube.com/watch?v=29IDS7Kw2PE
https://www.youtube.com/watch?v=UnW3xkHxIEQ
https://www.youtube.com/watch?v=H8hw-26Wtio
https://www.youtube.com/watch?v=pBEU5Kwh93Q
https://www.youtube.com/watch?v=nnRNszsa_8
https://www.youtube.com/watch?v=1gKKE7Jg6UU
https://www.youtube.com/watch?v=8WmtUzftpS0
YouTube Search Results for Xi+Jinping
https://www.youtube.com/watch?v=YGoPFOi8KgM
https://www.youtube.com/watch?v=p3C1jLPIb_w
https://www.youtube.com/watch?v=ZpUCyh8d3dk
https://www.youtube.com/watch?v=k9S_KUTr68c
https://www.youtube.com/watch?v=3ImpGTGkjos
https://www.youtube.com/watch?v=F-hW62dUTJU
```

Fig. 3: Sample from YouTube video links.

2) *Automatic YouTube video downloader*: After retrieving YouTube video links using our automatic video links crawler, we developed a YouTube video downloader to automatically download the YouTube video links belonging to each individual. The labeled videos were stored to corresponding individual's labeled name. The total number of downloaded labeled videos is 129,435 videos with a total size of 2.96 TB. All the labeled videos were stored

in mp4 format for 11,690 individuals where individuals have a minimum of 1 video and a maximum of 68 videos. Our labeled YouTube video dataset has a larger number of labeled videos per person and a larger number of people among other existing labeled video datasets such as YouTube Faces [10] and WebV-Cele [3]. A sample from YouTube videos is shown in Figure 4.

Barack Obama 10.mp4	53,621 KiB
Barack Obama 11.mp4	53,621 KiB
Barack Obama 12.mp4	38,301 KiB
Barack Obama 14.mp4	35,928 KiB
Barack Obama 16.mp4	36,228 KiB
Barack Obama 17.mp4	66,424 KiB
Barack Obama 18.mp4	15,105 KiB
Barack Obama 19.mp4	73,535 KiB
Barack Obama 2.mp4	64,170 KiB
Barack Obama 20.mp4	49,158 KiB
Barack Obama 3.mp4	3,091 KiB
Barack Obama 4.mp4	36,508 KiB
Barack Obama 5.mp4	50,221 KiB
Barack Obama 6.mp4	48,651 KiB
Barbara Alyn Woods 11.mp4	13,844 KiB
Barbara Alyn Woods 15.mp4	6,046 KiB
Barbara Alyn Woods 16.mp4	33,713 KiB
Barbara Alyn Woods 17.mp4	10,027 KiB
Barbara Alyn Woods 20.mp4	4,471 KiB
Barbara Alyn Woods 21.mp4	1,750 KiB

Fig. 4: Sample from YouTube videos.

3) *Automatic frame extraction*: After downloading the labeled YouTube videos, we randomly selected and extracted a number of frames per video. Following this procedure, we obtained 5,033,177 frames with a total size of 178 GB. All the frames were stored in JPEG format and labeled for 11,690 individuals where individuals have a minimum of 34 frames and a maximum of 2,716 frames. The average number of frames per individual is 430. A sample from the extracted frames is shown in Figure 5.

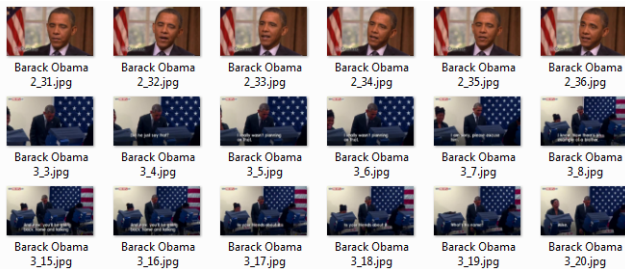


Fig. 5: Sample frames from the frame dataset.

4) *VJ face detection*: After extracting and storing the labeled frames, we automatically applied the VJ face detector to all labeled frames to detect faces. By applying VJ face detection, many face and non-face examples were detected due to a drawback of the VJ face detector that results in many false positives. Each detected example was automatically labeled and associated with the same name as used for the individuals. The number of labeled images is 9,750,456 with a total size of 14.4 GB. All the images were stored in JPEG format for 11,690 individuals where individuals have a minimum of 3 images and a maximum of 6,697 images. The average number of detected images

per individual is 834. A sample of images from the results of VJ face detection is shown in Figure 6.



Fig. 6: Sample images from the results of VJ face detection.

5) *Automatic face and non-face image screening*: In this phase, we automatically separated out face and non-face examples as much as possible from the results of the VJ face detection using several automatic screenings. For automatic image screenings, several trained classification models for facial parts were applied to the results of the VJ face detection phase.




Fig. 7: Sample images from the LSLF and noisy LSLNF datasets. The first three rows present face images from the LSLF dataset. Frontal and near frontal faces are presented in the first row. Multi-view faces are presented in the second row. Partially occluded faces are presented in the third row. The last row presents non-face images from the noisy LSLNF dataset.

After completing this screening phase, we obtained the LSLF and LSLNF datasets with slight noise. Here, the noise referred to is the false positives resulted after classification. To be specific, LSLF contains about 1.7% non-faces while LSLNF contains about 10% faces. After completing the screening phase, individuals with 0 images are automatically removed from both datasets. Therefore, our LSLF dataset consists of 1,217,185 labeled face images for 11,478 individuals with about 1.7% noise. These images are stored in JPEG format with a total size of 3.42 GB. Individuals have a minimum of 1 face image and a maximum of 1,177 face images. The average number of face images per individual is 106. On the other hand, our noisy LSLNF dataset consists of 3,468,430 labeled none-face images for 11,682 individuals with about 10% noise. These images are stored in JPEG

Face image dataset	# of people	# of face images	dataset size	Availability	Acquired	Image variations	Reference
LFW	5,749	13,233 automatically labeled	179 MB	available	web news articles	color and grayscale, most are near frontal poses, lightings, resolutions, quality, ages, gender, unbalanced races, accessories, partial occlusions, make up, backgrounds	[2]
WebV-Cele	2,427	649,001 but only 42,118 are manually labeled for 144 people	unknown	on request	YouTube videos	color and grayscale, quality, resolutions, poses, illuminations, backgrounds, human faces, facial expressions, partial occlusions, make up, gender, races, accessories, tattoos, hats, glasses, sunglasses, hands, scarves, microphones, or other objects or persons	[3]
CAS-PEAL	1,040	99,594 manually labeled	>26.6 GB	on request	studio	color and grayscale, expressions, lightings, poses, accessories, Chinese	[4]
Face Recognition Grand Challenge	>466	>50,000 manually labeled	3.1 MB	on request	studio	color, lightings, expressions, backgrounds, unbalanced races, 3D scans, image sequences	[5]
Multi-PIE	337	755,370 manually labeled	308 GB	commercial	studio	color, resolutions, poses, illuminations, expressions	[6]
FERET	1,199	14,126 manually labeled	unknown	on request	studio	color, poses, expressions	[7]
Extended Yale B	28	16,128	4.68 GB	available	studio	grayscale, poses, illuminations	[8]
Ours LSLF	11,459	1,195,976 automatically labeled	5.36 GB	available	YouTube videos	color and grayscale, quality, resolutions, multi-view, illuminations, backgrounds, illusions, human faces, cartoon faces, facial expressions, make up, tattoos, gender, ages, races, and partial occlusions by accessories, hats, glasses, sunglasses, hands, hair, beards, scarves, microphones, and other objects or persons	-

TABLE I: A comparison of existing face datasets and our LSLF dataset.

format with a total size of 3.16 GB. Individuals have a minimum of 1 non-face image and a maximum of 2,282 non-face images. The average number of non-face images per individual is 296.

After obtaining the noisy LSLF dataset, we manually removed the noise from it. Therefore, our LSLF dataset consists of 1,195,976 labeled face images for 11,459 individuals. These images are stored in JPEG format with a total size of 5.36 GB. Individuals have a minimum of 1 face image and a maximum of 1,157 face images. The average number of face images per individual is 104. Each image is automatically named as (Person-Name_VideoNumber_FrameNumber_ImageNumber) and stored in the related individual folder. Image samples from the LSLF and noisy LSLNF datasets are shown in Figure 7.

Our LSLF dataset consists of multi-view faces. Many

of these faces have frontal and near frontal poses. These faces have large image variations in color and grayscale, image quality, image resolution, image illumination, image background, image illusion, human face, cartoon face, facial expression, light and severe partial facial occlusion, make up, gender, age, and race. Also, our LSLF dataset has a broad distribution of races from different parts of the world. Many of our face images are partially occluded with accessories such as tattoos, hats, glasses, sunglasses, hands, hair, beards, scarves, microphones, or other objects or persons. These factors essentially make our dataset great for large scale face learning and face recognition tasks. To the best of our knowledge, our LSLF dataset is the largest labeled face image dataset in the literature in terms of the number of labeled images and the number of individuals compared to other existing face image datasets [2]–[8]. A

brief comparison is made in Table I.

B. CrowdFaces And CrowdNonFaces Datasets

We introduce our two other datasets extracted from the wild, CrowdFaces and CrowdNonFaces datasets. The objective of these datasets is to obtain multi-view blurred and non-blurred faces, multi-view partially occluded faces, and non-faces to be used for the training. For obtaining these datasets, we manually selected and downloaded thirty YouTube videos that include crowd scenes in streets, sport games, religious gatherings, parties, street fights, and courts. Partially occluded faces are occluded by overlapping objects such as faces, hands, bodies, hats, masks, hair, etc. An overlapping sliding window is applied to these scenes at all locations with different scales to extract non-faces, multi-view blurred and non-blurred faces, and multi-view partially occluded faces. The sliding window starts at size 16 x 16 and increases by 1.5 scaling factor until the window size is no larger than the frame. We manually curated 10,049 faces and 31,662 non-faces at different scales from these sub-windows. Our partially occluded face images include light and severe partially occluded faces. A sample of these images is shown in Figure 8.



Fig. 8: Sample images from the CrowdFaces and CrowdNonFaces datasets. The first four rows are a sample of faces from the CrowdFaces dataset. Multi-view blurred faces are presented in the first row. Multi-view non-blurred faces are presented in the second row. Multi-view light partially occluded faces are presented in the third row. Multi-view severe partially occluded faces are presented in the fourth row. The last row is a sample of non-faces from the CrowdNonFaces dataset.

IV. CONCLUSION

In this paper, we first introduce our large-scale image datasets, LSLF and noisy LSLNF. Our LSLF dataset consists of a large number of unconstrained multi-view and partially occluded faces. The faces have many variations in color and grayscale, quality, resolution, illumination, background, illusion, human face, cartoon face, facial expression, light and severe partial facial occlusion, make up, gender, age, and race. Many of the face images are partially occluded with accessories such as tattoos, hats, glasses, sunglasses,

hands, hair, beards, scarves, microphones, or other objects or persons. The LSLF dataset is currently the largest labeled face image dataset in the literature in terms of the number of labeled images and the number of individuals compared to other existing face image datasets. Second, we introduced our CrowdFaces and CrowdNonFaces image datasets. The CrowdFaces and CrowdNonFaces datasets include faces and non-faces images from crowded scenes. These datasets essentially aim for researchers to provide a large number of training examples with many variations for large scale face learning and face recognition tasks.

REFERENCES

- [1] T. Alafif, Z. Hailat, M. Aslan, and X. Chen, "On detecting partially occluded faces with pose variations," in *proceedings of the 14th International Symposium on Pervasive Systems, Algorithms, and Networks (I-SPAN)*. IEEE Computer Society Conference Publishing Services (CPS), 2017.
- [2] G. B. Huang, M. Ramesh, T. Berg, and E. Learned-Miller, "Labeled faces in the wild: A database for studying face recognition in unconstrained environments," Technical Report 07-49, University of Massachusetts, Amherst, Tech. Rep., 2007.
- [3] Z.-N. Chen, C.-W. Ngo, W. Zhang, J. Cao, and Y.-G. Jiang, "Name-face association in web videos: a large-scale dataset, baselines, and open issues," *Journal of Computer Science and Technology*, vol. 29, no. 5, pp. 785–798, 2014.
- [4] W. Gao, B. Cao, S. Shan, X. Chen, D. Zhou, X. Zhang, and D. Zhao, "The cas-peal large-scale chinese face database and baseline evaluations," *Systems, Man and Cybernetics, Part A: Systems and Humans, IEEE Transactions on*, vol. 38, no. 1, pp. 149–161, 2008.
- [5] P. J. Phillips, P. J. Flynn, T. Scruggs, K. W. Bowyer, J. Chang, K. Hoffman, J. Marques, J. Min, and W. Worek, "Overview of the face recognition grand challenge," in *Computer vision and pattern recognition, 2005. CVPR 2005. IEEE computer society conference on*, vol. 1. IEEE, 2005, pp. 947–954.
- [6] R. Gross, I. Matthews, J. Cohn, T. Kanade, and S. Baker, "Multi-pie," *Image and Vision Computing*, vol. 28, no. 5, pp. 807–813, 2010.
- [7] P. J. Phillips, H. Moon, S. A. Rizvi, and P. J. Rauss, "The feret evaluation methodology for face-recognition algorithms," *Pattern Analysis and Machine Intelligence, IEEE Transactions on*, vol. 22, no. 10, pp. 1090–1104, 2000.
- [8] A. S. Georghiades, P. N. Belhumeur, and D. J. Kriegman, "From few to many: Illumination cone models for face recognition under variable lighting and pose," *Pattern Analysis and Machine Intelligence, IEEE Transactions on*, vol. 23, no. 6, pp. 643–660, 2001.
- [9] P. Viola and M. Jones, "Rapid object detection using a boosted cascade of simple features," in *Computer Vision and Pattern Recognition, 2001. CVPR 2001. Proceedings of the 2001 IEEE Computer Society Conference on*, vol. 1. IEEE, 2001, pp. I–511.
- [10] L. Wolf, T. Hassner, and I. Maoz, "Face recognition in unconstrained videos with matched background similarity," in *Computer Vision and Pattern Recognition (CVPR), 2011 IEEE Conference on*. IEEE, 2011, pp. 529–534.