

# ParVecMF: A Paragraph Vector-based Matrix Factorization Recommender System

Georgios Alexandridis  
School of Electrical and Computer  
Engineering  
National Technical University of  
Athens  
9, Iroon Polytechniou str  
Zografou, Greece 15780  
gealexandri@islab.ntua.gr

Georgios Siolas  
School of Electrical and Computer  
Engineering  
National Technical University of  
Athens  
9, Iroon Polytechniou str  
Zografou, Greece 15780  
gsiolas@islab.ntua.gr

Andreas Stafylopatis  
School of Electrical and Computer  
Engineering  
National Technical University of  
Athens  
9, Iroon Polytechniou str  
Zografou, Greece 15780  
andreas@cs.ntua.gr

## ABSTRACT

Review-based recommender systems have gained noticeable ground in recent years. In addition to the rating scores, those systems are enriched with textual evaluations of items by the users. Neural language processing models, on the other hand, have already found application in recommender systems, mainly as a means of encoding user preference data, with the actual textual description of items serving only as side information. In this paper, a novel approach to incorporating the aforementioned models into the recommendation process is presented. Initially, a neural language processing model and more specifically the paragraph vector model is used to encode textual user reviews of variable length into feature vectors of fixed length. Subsequently this information is fused along with the rating scores in a probabilistic matrix factorization algorithm, based on maximum a-posteriori estimation. The resulting system, ParVecMF, is compared to a ratings' matrix factorization approach on a reference dataset. The obtained preliminary results on a set of two metrics are encouraging and may stimulate further research in this area.

## CCS CONCEPTS

•Information systems → Recommender systems; •Computing methodologies → Natural language processing; Maximum a posteriori modeling; Factorization methods; Learning latent representations;

## KEYWORDS

Neural Language Processing, Word2Vec, Paragraph Vectors, Probabilistic Matrix Factorization, Maximum A-posteriori Estimation

## 1 INTRODUCTION

The proliferation of online social networks and mobile devices in recent years had a dramatic influence in the evolution and widespread adoption of Recommender Systems (RS). Nowadays, the majority of social media platforms are equipped with recommendation modules that offer their users the ability to not only rate items (products, movies, venues, etc.) but to also provide textual reviews and other meta-information, leading to the emergence of review-based RS. Apart from that, recent advances in text analysis and opinion mining have enabled the extraction of various characteristics out of textual information, such as the discussed topic, the context, the reviewer opinion, their emotions and many more.

In general, review-based RS are classified in two broad categories with respect to the way the available reviews are processed [1]. The first category contains the review-based user profile building systems, which exploit the available reviews in order to construct a user profile. In the second category, the review-based product profile building systems utilize the same set of reviews, aiming at creating descriptive item profiles this time.

Both approaches, nevertheless, are based on the processing of user-provided reviews, using a variety of methodologies. A common method is to create term-based profiles by extracting frequent terms from reviews using well-known formulas, such as the term frequency-inverse document frequency. Another direction is to use the reviews to infer the missing rating scores, usually using techniques of the broader field of sentiment analysis. Finally, the textual reviews might be used as an auxiliary information resource to enhance rating scores. In this case, for example, topics might be extracted out of the reviews and they could be used as an extra weighting scheme when computing user and item similarities.

The latter direction is also the basis of our proposed methodology; our aim is to extend collaborative filtering matrix factorization algorithms by fusing the textual information into the user/item latent representations. We achieve our goal by proposing a novel method. Initially, user-provided reviews are pre-processed using Paragraph Vectors (a *neural language model* presented in Section 4), thus mapping the arbitrary-length textual input to a fixed length numerical vector known as a *neural embedding*. In a second step, the neural embeddings are fused in the user/item latent vectors created by the ratings matrix factorization process, resulting in a representation that combines both sources of information (Section 4). The preliminary experimental results outlined in Section 5 reveal the potential of this idea.

## 2 RELATED WORK

Neural language models have already been incorporated in RS, mainly as a means of achieving better representations of user preference. For example, the authors in [3] introduced *Prod2Vec*; a scalable algorithm that is able to predict future purchases by examining data (e.g. receipts) from past transactions. At the core of the proposed algorithm lies a neural language model that transforms time series of user purchases to a low-dimensional vector space. This transformation has the effect that products with similar context (as defined by their surround purchases) are mapped to nearby vectors in the embedding space. The authors also cluster the

product vectors and they define transition probabilities between the clusters.

An extension to Prod2Vec for uncovering the context of documents in a stream has been proposed by the same authors in [2]. The neural language model in this case learns continuous vector representations of both word and document tokens and maps semantically similar words/documents closer in the vector space. This approach is applied to a news recommender system with encouraging results.

The same model has also inspired the authors in [12], who present *Meta-Prod2Vec*. In this system, information about the categories items belong to are injected in the Prod2Vec model, thereby regularizing their neural embeddings. The authors evaluate their approach on an open music dataset and conclude that this augmented representation leads to better performance.

In a similar manner, the authors in [8] use the *Word2Vec* model and more specifically the skip-ngram and continuous bag of words embedding techniques, in order to recommend next venues to visit in location-based social networks. In this case, the neural embeddings are used to map non-textual features of the data and more specifically the “check-ins” of the users. The authors apply their methodology on a reference dataset and report on their findings.

To the best of our knowledge, our approach is among the first which attempt to apply a neural language model to the textual reviews given by users on items and to combine them with their rating behavior (on the same set of items) in a unified probabilistic model.

### 3 THE PARAGRAPH VECTOR MODEL

The *Paragraph Vector* model [4] is an extension of the *Word2Vec* model of distributed representations of words in a vector space [7]. In both of the aforementioned models, every word is mapped to a unique vector, represented as a column in a word matrix  $W$ , indexed by the position of the word in the vocabulary.

The objective of both models is to maximize the average log probability of any given word in a sequence of training words  $w_1, w_2, w_3, \dots, w_T$ , conditioned on the appearance of the other words of the same sequence.

$$\frac{1}{T} \sum_{t=k}^{T-k} \log p(w_T | w_{t-k}, \dots, w_{t+k})$$

The equation above describes a prediction task, which is usually solved via the usage of a multiclass classifier such as *softmax*

$$p(w_T | w_{t-k}, \dots, w_{t+k}) = \frac{e^{y_{w_T}}}{\sum_i e_i^y}$$

Each term  $y_i$  is the un-normalized log-probability of each output word  $i$ , computed as

$$y = b + U h(w_T | w_{t-k}, \dots, w_{t+k}; W) \quad (1)$$

where  $U, b$  are the softmax parameters and the function  $h$  is constructed by a concatenation (or average) of the word vectors extracted from matrix  $W$ . In practice, for faster training, the hierarchical softmax with a binary Huffman tree structure is used, where the code for the hierarchy is the same as in [4]. The neural network based word vectors are usually trained using stochastic gradient

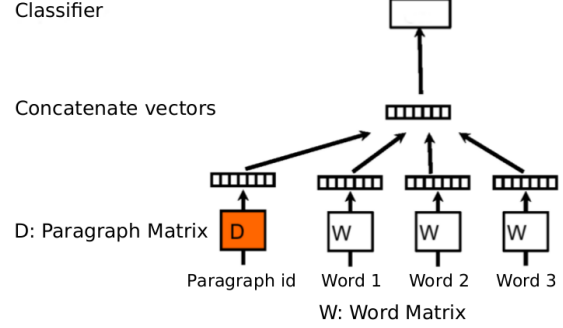


Figure 1: The Paragraph Vector model

descent, where the gradient is obtained via backpropagation. After the training converges, the weights of each column of word matrix  $W$  represent the  $p$  dimensional vector representation of a vocabulary word.

In the Paragraph Vector model, in addition to mapping each vocabulary word to a column in  $W$ , every paragraph is subsequently mapped to a unique vector, represented by a column in a new document matrix  $D$ . The paragraph vector and word vectors are averaged (or concatenated) and are subsequently fed to the recommender system for the item prediction task.

The only difference between the Paragraph Vectors (Equation 1) and the Word2Vec model is that the output of the softmax classifier now takes also into account the paragraph matrix  $D$ . Figure 1 illustrates the Paragraph Vector model.

The paragraph token can be thought of as another word. It acts as a memory that remembers what is missing from the current context or, in other words, the topic of the paragraph. For this reason, this model is called the *Distributed Memory model of Paragraph Vectors* (PV-DM).

After being trained, the paragraph vectors can be used as features for the paragraph. In summary, the algorithm operates in two key stages: the unsupervised training to get word vectors  $W$  and the inference stage to get paragraph vectors  $D$ . A third additional stage is to use  $D$  as a part of a probabilistic model for making predictions, like the one which is going to be presented in the subsequent section.

An important advantage of Paragraph Vectors is that they are learned from unlabeled data and thus can work well for tasks that do not have enough labeled data. Paragraph Vectors also address some of the key weaknesses of the bag-of-words models. Firstly, they inherit an important property of the Word2vec model; the semantics of the words. In this space, “powerful” is closer to “strong” than to “Paris”. The second advantage of the Paragraph Vectors is that they take into consideration the word order, at least in a small context, in the same way that an  $n$ -gram model with a large  $n$  would do.

The authors present in [4] experimental results on two sentiment analysis tasks. The first one is performed on the Stanford Sentiment Treebank Dataset [9, 11] which has 11855 sentences taken from the movie review site Rotten Tomatoes. Every sentence in the dataset has a label which goes from very negative to very positive in the scale from 0.0 to 1.0. The second one, is performed on the IMDB dataset [5] which has 100,000 movie reviews with positive or negative labels. The authors report error rates that are by 16% and 15% better (relative improvement) respectively on the two datasets, than the best previous results.

The aforementioned advantages and the state-of-the-art results of the Paragraph Vector model have led us to choose this particular vector representation for the reviews in our recommendation framework. However, we use them in a different context compared to the one described in the previous paragraph: we analyze the items reviews made by the users, instead of the items descriptions. Then, using the Paragraph Vector model, we try to extract the entire review's semantics with the ultimate goal to project similarly minded reviews in close distance in the vector space.

#### 4 PARAGRAPH VECTORS IN PROBABILISTIC MATRIX FACTORIZATION

*Matrix Factorization* (MF) techniques approximate the mostly sparse and high dimensional ratings matrix as the product of two other matrices which are of lower dimensionality and more dense. More, formally, given a positive semi-definite ratings matrix  $R \in \mathbb{R}_+^{n \times m}$  containing the ratings of  $n$  users on  $m$  items, the objective of the MF algorithm is to compute the elements of the matrices  $U \in \mathbb{R}^{n \times k}$  and  $V \in \mathbb{R}^{m \times k}$  so that their product  $\tilde{R}$  is as similar to the original ratings matrix as possible, where similarity is defined in terms of a distance function (e.g. the Euclidean distance).

$$R \approx \tilde{R} \equiv UV^T \quad (2)$$

The elements of matrix  $U$  (row vectors) may be regarded as the latent user factors that quantify the interests of each user. In a similar fashion, the elements of matrix  $V$  (row vectors again) are regarded as the latent item factors that designate the opinion of the community about each item. It should also be noted that the length of the feature vectors (dimension  $k$ ) is much smaller than both  $n, m$  ( $k \ll n, m$ ).

In MF models, predictions are generated by multiplying the respective user and item latent vectors. That is, given a user  $i$  and an (unseen) item  $j$ , the predicted preference value  $\widehat{r}_{ij}$  is equal to the inner product of vectors  $\mathbf{u}_i$  and  $\mathbf{v}_j$

$$\widehat{r}_{ij} = \mathbf{u}_i \mathbf{v}_j \quad (3)$$

A popular technique for factorizing matrices of real elements is the *Singular Value Decomposition* (SVD), under which the rating matrix  $R$  is expressed as the product of three matrices, namely  $U, \Sigma, V^*$

$$R \approx \tilde{R} \equiv U \Sigma V^T \quad (4)$$

where  $U, V$  are orthogonal matrices of size  $n \times n$  and  $m \times m$  respectively and  $\Sigma$  is a diagonal  $n \times m$  matrix whose non-zero elements are known as the *singular values* of  $R$ . The user/item latent vectors in this case are also the row vectors of  $U, V$  and the predicted utility value of the unseen item  $j$  for user  $i$  is given in Equation 5

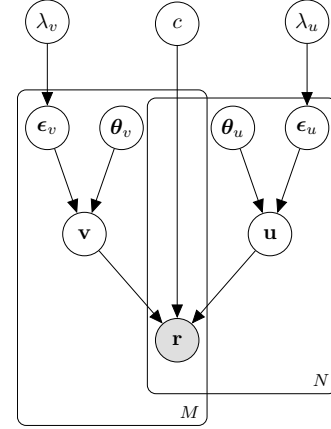


Figure 2: The graphical model of Par2VecMF

(equivalent to Equation 3)

$$\widehat{r}_{ij} = \mathbf{u}_i \Sigma \mathbf{v}_j \quad (5)$$

Probabilistic Matrix Factorization (PMF) is a special case of MF in which the underlying assumption is that the elements of matrices  $U, V$  stem from a probability distribution of a known type but of unknown parameters. In the Par2Vec MF model, the element  $r_{ij}$  of the ratings matrix is thought to originate from the normal distribution with a mean value of  $\mathbf{u}_i \mathbf{v}_j^T$  and a specificity of  $c_{ij}$

$$r_{i,j} \sim \mathcal{N}(\mathbf{u}_i \mathbf{v}_j^T, c_{ij}^{-1}) \quad (6)$$

Inspired by the analogous approach of *Collaborative Topic Regression* [13], the elements of the user latent vectors are assumed to originate from the neural embeddings of the user's reviews ( $\theta_i$ ) plus and offset ( $\epsilon_i$ ) that models the relationship between the user's rating and reviewing behavior

$$\begin{aligned} \theta_i &\sim \text{ParagraphVector}(i) \\ \epsilon_i &\sim \mathcal{N}(0, \lambda_{u_i}^{-1}) \\ \mathbf{u}_i &= \theta_i + \epsilon_i \end{aligned} \quad (7)$$

The offset ( $\epsilon_i$ ) is also assumed to originate from the normal distribution with a mean value of 0 and a specificity of  $\lambda_{u_i}$ .

In a similar manner, the latent vector for item  $j$  is derived from the neural embeddings of all the reviews it has received ( $\theta_j$ ) plus an offset ( $\epsilon_j$ ) that models the relationship between the item's ratings and its reviews

$$\begin{aligned} \theta_j &\sim \text{ParagraphVector}(j) \\ \epsilon_j &\sim \mathcal{N}(0, \lambda_{v_j}^{-1}) \\ \mathbf{v}_j &= \theta_j + \epsilon_j \end{aligned} \quad (8)$$

The graphical model of the proposed system is illustrated in Figure 2.

The model parameters ( $U, V$ ) of the system described by the data ( $R$ ) may be approximated via the standard Bayesian inference rule

$$P(\mathbf{u}_i, \mathbf{v}_j | r_{ij}) \propto P(r_{ij} | \mathbf{u}_i, \mathbf{v}_j) \times P(\mathbf{u}_i) \times P(\mathbf{v}_j) \quad (9)$$

using *Maximum A-posteriori* (MAP) estimation. As it has been demonstrated in Equations 7-8, the user and item latent vectors depend on the neural embeddings of the user/item reviews plus the

respective offsets. Since the former are learned by the Paragraph Vector model in a separate process, Equation 9 takes the form

$$P(\epsilon_i, \epsilon_j | r_{ij}) \propto \mathcal{N}(u_i v_j^\top, c_{ij}^{-1}) \times \mathcal{N}(0, \lambda_{u_i}^{-1}) \times \mathcal{N}(0, \lambda_{v_j}^{-1}) \quad (10)$$

and the log-likelihood  $\mathcal{L}$  of the a-posteriori probability (Equation 10 above) is equal to

$$\begin{aligned} \mathcal{L} = & - \sum_{i=1}^n \frac{\lambda_{u_i}}{2} (u_i - \theta_i)(u_i - \theta_i)^\top - \sum_{j=1}^m \frac{\lambda_{v_j}}{2} (v_j - \theta_j)(v_j - \theta_j)^\top \\ & - \sum_{i=1}^n \sum_{j=1}^m \frac{c_{ij}}{2} (r_{ij} - u_i v_j^\top)^2 \end{aligned} \quad (11)$$

The MAP estimates for the optimal values of the elements of the user and item latent vectors are located at those points where the gradient of  $\mathcal{L}$  with respect to the elements of the model ( $u_{ik}, v_{jk}$ ) is equal to zero, yielding the following update rules

$$u_{ik} \leftarrow \frac{1}{\lambda_{u_i}} \sum_{j=1}^m c_{ij} (r_{ij} - u_i v_j^\top) v_{jk} + \theta_i \quad (12)$$

$$v_{jk} \leftarrow \frac{1}{\lambda_{v_j}} \sum_{i=1}^n c_{ij} (r_{ij} - u_i v_j^\top) u_{ik} + \theta_j \quad (13)$$

## 5 EXPERIMENTS AND RESULTS

We have performed a set of experiments on the FineFoods dataset [6], extracted from Amazon over a period spanning more than 10 years. Table 1 summarizes the available fields of each review entry in the dataset.

**Table 1**

Field	Description
productId	The unique Amazon Standard Identification Number of the product
userId	The unique user id
profileName	The user's profile name
helpfulness	The ratio of users who found this particular evaluation useful
score	The rating of the product (5-star scale)
time	The UNIX timestamp of the review
summary	A very short summary of the review, written by the reviewer himself
text	The actual text of the review

Even though every entry in the dataset is very descriptive in terms of the available information and meta-information, the dataset itself remains very sparse in terms of the volume of the contained data (Table 2). The majority of users have only given a handful of reviews and the same is also true for the majority of items. It is obvious that the sparsity of the contained data had an impact on the performance of the examined RS and was also reflected on certain experimental design choices. For example, recommendation lists of variable length were not examined and the list size was fixed to small number (of five items). The relatively small number of median words per review also meant that all words were to be

**Table 2: The Amazon FineFoods dataset [6]**

Dimension	Value
Reviews	568,454
Users	256,059
Products	74,258
Words per review (median)	56

considered by the Paragraph Vector model, therefore the minimum word frequency was set to one.

In order to assess the effect of the inclusion of the neural embeddings in the user and item latent feature vectors, two matrix factorization techniques were examined. The first is the *Par2Vec MF* model, outlined in Section 4. The input to this system is the ratings matrix and the user reviews; the output are the user and item latent feature vectors as described by Equations 12-13.

The second system is also a collaborative-filtering SVD-based matrix factorization algorithm [10] (Equations 4-5). The output is the same as in the previous case (user and item latent feature vectors); however the input is the ratings matrix only. The evaluation methodology followed was 5-fold cross validation computed over the available ratings.

The performance of both systems is measured on two rank metrics, an information-retrieval one (*Mean Average Precision at N* or *MAP@N*) and an accuracy one (*Mean Reciprocal Rank at N* or *MRR@N*). Both metrics are defined over the total number of recommended lists of size  $N$  for the users in the test set  $T$ . Mean average precision is the mean of average precision for each recommended list

$$MAP = \frac{1}{|T|} \sum_{u=1}^{|T|} \overline{Pr(u)}$$

where the average precision in a list of length  $L$  for a user  $u$  is defined as

$$\overline{Pr(u)} = \frac{1}{|I_u|} \sum_{i=1}^L Pr(i) \times rel(i)$$

with  $I_u$  being the set of relevant items for user  $u$ ,  $Pr(i)$  the precision at cut-off  $i$  in the list and  $rel(i)$  is equal to one if the  $i$ -th item in the list is relevant for  $u$  (and zero otherwise).

The mean reciprocal rank is defined as

$$MRR = \frac{1}{|T|} \sum_{l=1}^{|T|} \frac{1}{\text{rank}_l}$$

where  $\text{rank}_l$  designates the position of the first relevant item for the  $l$ -th user in his/her recommendation list. For both metrics and for the dataset at hand, the relevance threshold was set to four out of five stars. It should also be noted that MAP and MRR were computed for the “good” items in the test set (those items in the test set above the relevance threshold).

Figure 3 depicts the results of the experimental process described above on the mean average precision metric. As it is evident, our proposed approach exhibits, on average, a steady performance lead over the simple SVD MF algorithm for the same number of features. More specifically, the lead increases along the increase of the number of features, signifying that the enhanced user and item

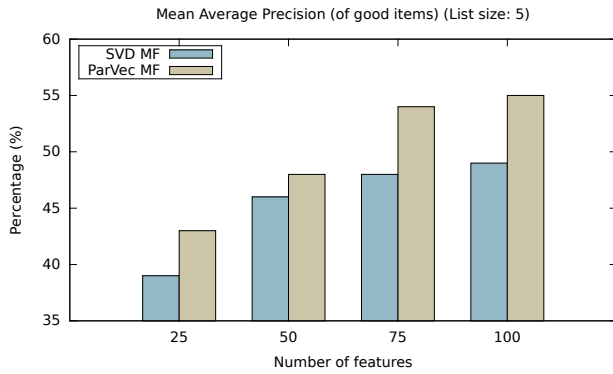


Figure 3: Mean Average Precision

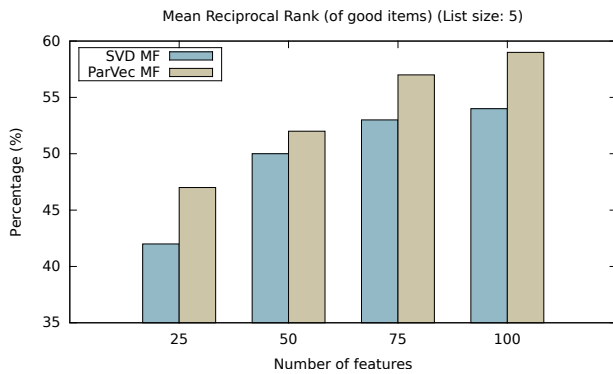


Figure 4: Mean Reciprocal Rank

latent vectors of our model are more descriptive than those of the MF model that takes into account the ratings matrix only.

The same behavior is also present in the second metric we have examined, the mean reciprocal rank (Figure 4). This means that, on average, our proposed system manages to present desired items (to the user) higher in the list than the baseline approach and therefore constitutes another indicator of the potential this course of action (of including reviews in the recommendation process) has over traditional matrix factorization methods.

## 6 CONCLUSIONS

In this work, a novel approach of combining user reviews, in the form of neural embeddings, and ratings in probabilistic matrix factorization has been presented. The preliminary results on a reference dataset are promising and constitute that this is a research direction worth of further exploring. The main novelty of our contribution is that the neural network model is used to represent the textual reviews given by the users themselves instead of encoding item descriptions or general user preference data like other approaches do.

This design choice is extremely useful for recommender systems, as similarities in the way items are reviewed by the users implies a similarity in their taste. Moreover, the use of the Paragraph Vectors

model permits the discovery of similarity in context of documents that use different words. This is clearly a domain where traditional bag-of-words representations fail.

In general, review-based recommender systems are expected to become more and more popular, as the amount and dimensions of the available information evolves with time. This fact means that neural language models are expected to find even more applications in recommender systems, especially in conjunction with domains such as the social networks.

Finally, the proposed approach could be further extended via the inclusion in the recommendation process of the other facets of the available review data (Table 2), such as the product description, the short review and the helpfulness score.

## REFERENCES

- [1] Li Chen, Guanliang Chen, and Feng Wang. 2015. Recommender systems based on user reviews: the state of the art. *User Modeling and User-Adapted Interaction* 25, 2 (2015), 99–154. <https://doi.org/10.1007/s11257-015-9155-5>
- [2] Nemanja Djuric, Hao Wu, Vladan Radosavljevic, Mihajlo Grbovic, and Narayan Bhamidipati. 2015. Hierarchical Neural Language Models for Joint Representation of Streaming Documents and Their Content. In *Proceedings of the 24th International Conference on World Wide Web (WWW '15)*. International World Wide Web Conferences Steering Committee, Republic and Canton of Geneva, Switzerland, 248–255. <https://doi.org/10.1145/2736277.2741643>
- [3] Mihajlo Grbovic, Vladan Radosavljevic, Nemanja Djuric, Narayan Bhamidipati, Jaikit Savla, Varun Bhagwan, and Doug Sharp. 2015. E-commerce in Your Inbox: Product Recommendations at Scale. In *Proceedings of the 21th ACM SIGKDD International Conference on Knowledge Discovery and Data Mining (KDD '15)*. ACM, New York, NY, USA, 1809–1818. <https://doi.org/10.1145/2783258.2788627>
- [4] Quoc Le and Tomas Mikolov. 2014. Distributed Representations of Sentences and Documents. In *Proceedings of the 31st International Conference on Machine Learning (Proceedings of Machine Learning Research)*, Eric P. Xing and Tony Jebara (Eds.), Vol. 32. PMLR, Beijing, China, 1188–1196. <http://proceedings.mlr.press/v32/le14.html>
- [5] Andrew L. Maas, Raymond E. Daly, Peter T. Pham, Dan Huang, Andrew Y. Ng, and Christopher Potts. 2011. Learning Word Vectors for Sentiment Analysis. In *Proceedings of the 49th Annual Meeting of the Association for Computational Linguistics: Human Language Technologies - Volume 1 (HLT '11)*. Association for Computational Linguistics, Stroudsburg, PA, USA, 142–150. <http://dl.acm.org/citation.cfm?id=2002472.2002491>
- [6] Julian John McAuley and Jure Leskovec. 2013. From Amateurs to Connoisseurs: Modeling the Evolution of User Expertise Through Online Reviews. In *Proceedings of the 22nd International Conference on World Wide Web (WWW '13)*. ACM, New York, NY, USA, 897–908. <https://doi.org/10.1145/2488388.2488466>
- [7] Tomas Mikolov, Kai Chen, Greg Corrado, and Jeffrey Dean. 2013. Efficient Estimation of Word Representations in Vector Space. *CoRR abs/1301.3781* (2013). <http://arxiv.org/abs/1301.3781>
- [8] Makbule Gulcin Ozsoy. 2016. From word embeddings to item recommendation. *arXiv preprint arXiv:1601.01356* (2016).
- [9] Bo Pang and Lillian Lee. 2005. Seeing Stars: Exploiting Class Relationships for Sentiment Categorization with Respect to Rating Scales. In *Proceedings of the 43rd Annual Meeting on Association for Computational Linguistics (ACL '05)*. Association for Computational Linguistics, Stroudsburg, PA, USA, 115–124. <https://doi.org/10.3115/1219840.1219855>
- [10] Badrul Sarwar, George Karypis, Joseph Konstan, and John Riedl. 2002. Incremental Singular Value Decomposition Algorithms for Highly Scalable Recommender Systems. In *Fifth International Conference on Computer and Information Science*. 27–28.
- [11] Richard Socher, Alex Perelygin, Jean Y Wu, Jason Chuang, Christopher D Manning, Andrew Y Ng, Christopher Potts, et al. 2013. Recursive deep models for semantic compositionality over a sentiment treebank. In *Proceedings of the conference on empirical methods in natural language processing (EMNLP)*, Vol. 1631. 1642.
- [12] Flavian Vasile, Elena Smirnova, and Alexis Conneau. 2016. Meta-Prod2Vec: Product Embeddings Using Side-Information for Recommendation. In *Proceedings of the 10th ACM Conference on Recommender Systems (RecSys '16)*. ACM, New York, NY, USA, 225–232. <https://doi.org/10.1145/2959100.2959160>
- [13] Chong Wang and David M. Blei. 2011. Collaborative Topic Modeling for Recommending Scientific Articles. In *Proceedings of the 17th ACM SIGKDD International Conference on Knowledge Discovery and Data Mining (KDD '11)*. ACM, New York, NY, USA, 448–456. <https://doi.org/10.1145/2020408.2020480>