

Nuclear modification of forward D production in pPb collisions at the LHC

Hirotsugu Fujii¹ and Kazuhiro Watanabe^{2,3,*}

¹*Institute of Physics, University of Tokyo, Tokyo 153-8902, Japan*

²*Physics Department, Old Dominion University, Norfolk, VA 23529, USA*

³*Theory Center, Thomas Jefferson National Accelerator Facility, Newport News, VA 23606, USA*

(Dated: November 6, 2018)

We study nuclear modification factors for single D meson and semileptonic decay lepton l ($= e, \mu$) production in minimum bias proton-nucleus (pA) collisions at the LHC in the color-glass-condensate (CGC) framework at leading order in strong coupling. In our numerical computations, transverse momentum (k_{\perp}) dependent multi-point Wilson line correlators are employed for describing target nucleus for pA and proton for pp. The projectile proton is treated with unintegrated gluon distribution function, which is also k_{\perp} -dependent. The rapidity evolutions of these functions in the small Bjorken x region are taken into account by solving running coupling Balitsky-Kovchegov (BK) equation at leading logarithmic accuracy. For simplicity, we employ Kartvelishvili's type fragmentation function and a simple model for lepton energy distribution from semileptonic decay, respectively, to compute differential cross sections for D and l production. The gluon saturation scale inside the heavy nucleus is enhanced and dependent on x , which we take into account by replacing the initial saturation scale in the BK equation with a larger value for the heavy nucleus. We show that the saturation effect leads to perceptible nuclear suppression of D production at forward rapidity. Our numerical results predict similar nuclear suppressions in pA collisions for forward l production at lower transverse momentum $p_{\perp} < 2$ GeV. Numerical tables on the nuclear modifications of D and l are listed in this note.

I. BACKGROUND

Exploring gluon saturation phenomenon inside the hadron has been an active research subject in nuclear physics. Coherence of gluons inside the hadron, which is responsible for the gluon saturation, stems from a dynamical competition between gluon bremsstrahlung and recombination at small values of Bjorken x [1, 2]. Importantly, the saturation dynamics becomes more noticeable when the heavier nucleus is taken as a scattering target instead of the proton, because the saturation scale Q_s is enhanced by the coherence along the target thickness which is in proportion to $A^{1/3}$ with A atomic mass number. In order to describe this small- x part of the hadron and/or nuclear wavefunction incorporating the gluon saturation dynamics, the color-glass-condensate (CGC) framework has been elaborated over the last two decades [3, 4].

At present, the CERN Large Hadron Collider (LHC) is one of the most powerful facilities and it provides us with the most energetic pA collisions as a good testing ground for the gluon saturation phenomenon. It is customarily assumed that secondary scatterings among the produced particles are less important in pA collisions, in contrast to heavy nucleus-nucleus (AA) collisions¹. Therefore pA collision experiment is extremely beneficial to pin down the onset of the gluon saturation inside nucleus.

Observables for probing deep saturation regime in the wavefunction of heavy nuclei in high energy pA collisions include production of quarkonia/open heavy-flavor mesons at forward rapidity. These are gripping probes because the saturation scale inside the heavy nucleus becomes larger than the heavy quark mass scale. Heavy-flavor production in pA collisions have been also studied for quantifying initial-state nuclear effects, the so-called cold nuclear matter (CNM) effects [15]. Precise calibration of the observables taking account of the CNM effects is very essential, because in high energy AA collisions heavy-flavor production have been considered as invaluable external probes to examine properties of hot QCD matter.

Over the last few years, we have performed numerical calculations of quarkonium production [16], open heavy-flavor meson production [17], and its decay lepton production [18] in pA collisions in the CGC framework. In the meantime, data on quarkonium production in pA/dA collisions have been accumulated and reported by RHIC and LHC experiments. Our prediction in the CGC framework showed a discrepancy with the data, and many theoretical attempts have been actively and carefully conducted to understand the LHC data more quantitatively [19]. On the other hand, unlike quarkonium production which involves bound-state formation dynamics at late stage, production

* Contact for numerical data : watanabe@jlab.org

¹ Recently, anisotropic momentum distributions of light hadrons are observed in pA and even in pp collisions [5–14], whose origin is now under discussion in the field.

of open heavy-flavor mesons may be treated with the fragmentation functions. Therefore, the initial-state gluon saturation effect can be investigated with less ambiguity. Although data analyses about open heavy-flavor production at the LHC, especially data at forward rapidity, have been ongoing yet, ALICE collaboration reported their result on semileptonic decay μ production at forward rapidity in pPb collisions [20]. For D meson production, preliminary but intriguing data by LHCb collaboration are available on-line [21].

In Refs. [17] and [18], we pointed out that heavy-flavor meson D and even its decay lepton $l = e, \mu$ produced in pA collisions at the LHC in the forward rapidity region carry important information on the gluons lying down in the saturation regime inside heavy nucleus. This implies that we may glimpse the saturation effect by data comparison with theory calculations. Therefore, now, it is very meaningful and important to prepare for comparisons between up-to-date numerical results in the CGC framework and the data currently available as well as upcoming, about heavy-flavor production in pA collisions at the LHC. This note is aimed at providing such comparisons.

This short note is organized as follows: In section II, the CGC framework for heavy quark production in pA collisions and the description of the fragmentation part for producing D and l are outlined. The differential cross section for single heavy-flavor meson D and lepton l production in the LO CGC framework can be written schematically as

$$d\sigma_D = D_c^D \otimes \varphi_p \otimes \phi_A \otimes \Xi_c, \quad (1)$$

$$d\sigma_l = \mathcal{F}_D^l \otimes D_c^D \otimes \varphi_p \otimes \phi_A \otimes \Xi_c, \quad (2)$$

where Ξ_c represents short distance hard scattering part shown in Eq. (3), φ_p is the unintegrated gluon distribution function of the projectile proton in Eq. (7), and ϕ_A is the multi-point Wilson line correlator in the target given in Eq. (8). D_c^D and \mathcal{F}_D^l are the fragmentation function (10) and the lepton decay function (11), respectively. \otimes represents the relevant convolution integrals including constant factors. In our calculations, we take into account the rapidity or energy evolution effects which are embodied through the rapidity dependence of φ_p and ϕ_A using the running coupling Balitsky-Kovchegov equation (12) only. Then, the numerical results are presented in section III.

II. FRAMEWORK

A. Heavy quark production

We briefly recapitulate the CGC formula for heavy quark production in pA collisions, $p + A \rightarrow Q(q) + \bar{Q}(p) + X$, where q and p are four momenta of a produced quark (Q) and antiquark (\bar{Q}), respectively. In this note, we use the CGC formula which is formally valid only at leading-order (LO) in strong coupling constant, α_s , but fully takes account of the saturation effects. We treat only the gluon fusion processes in the heavy $Q\bar{Q}$ pair production because the gluon density inside the hadron/nucleus becomes much larger than the quark density at small x probed in high-energy scatterings. The gluon distribution inside the target hadron is described with the transverse momentum (k_\perp) dependent functions, in contrast to the case of collinear factorization framework where k_\perp -dependence is suppressed. The differential cross section for producing a $Q\bar{Q}$ pair in pA collisions can be written as [22–24] (see also [25, 26])

$$\frac{d\sigma_{q\bar{q}}}{d^2p_\perp d^2q_\perp dy_p dy_q} = \frac{\alpha_s^2}{64\pi^6 C_F} \int \frac{d^2k_{2\perp} d^2k_\perp}{(2\pi)^4} \frac{\Xi(k_{1\perp}, k_{2\perp}, k_\perp)}{k_{1\perp}^2 k_{2\perp}^2} \varphi_{p,x_1}(k_{1\perp}) \phi_{A,x_2}(k_{2\perp}, k_\perp), \quad (3)$$

where the large- N_c approximation has been assumed. Ξ is the partonic hard scattering part and can be decomposed into $\Xi = \Xi^{q\bar{q},q\bar{q}} + \Xi^{q\bar{q},g} + \Xi^{g,g}$ with

$$\Xi^{q\bar{q},q\bar{q}} = \frac{32p^+q^+(m^2 + a_\perp^2)(m^2 + b_\perp^2)}{[2p^+(m^2 + a_\perp^2) + 2q^+(m^2 + b_\perp^2)]^2}, \quad (4)$$

$$\begin{aligned} \Xi^{q\bar{q},g} = & \frac{16}{2(m^2 + p \cdot q)[2p^+(m^2 + a_\perp^2) + 2q^+(m^2 + b_\perp^2)]} \left[(m^2 + a_\perp \cdot b_\perp) \{q^+ C \cdot p + p^+ C \cdot q - C^+(m^2 + p \cdot q)\} \right. \\ & + C^+ \{ (m^2 + b_\perp \cdot q_\perp)(m^2 - a_\perp \cdot p_\perp) - (m^2 + a_\perp \cdot q_\perp)(m^2 - b_\perp \cdot p_\perp) \} \\ & \left. + p^+ \{ a_\perp \cdot C_\perp(m^2 + b_\perp \cdot q_\perp) - b_\perp \cdot C_\perp(m^2 + a_\perp \cdot q_\perp) \} + q^+ \{ a_\perp \cdot C_\perp(m^2 - b_\perp \cdot p_\perp) - b_\perp \cdot C_\perp(m^2 - a_\perp \cdot p_\perp) \} \right], \quad (5) \end{aligned}$$

$$\Xi^{g,g} = \frac{4[2(p \cdot C)(q \cdot C) - (m^2 + p \cdot q)C^2]}{4(m^2 + p \cdot q)^2}, \quad (6)$$

where $a_\perp = q_\perp - k_\perp$, $b_\perp = q_\perp - k_\perp - k_{1\perp}$ and $C^+ = p^+ + q^+ - \frac{k_{1\perp}^2}{p^+ + q^+}$, $C^- = \frac{k_{2\perp}^2}{p^+ + q^+} - (p^- + q^-)$, and $C_\perp = k_{2\perp} - k_{1\perp}$. $x_{1,2}$ are longitudinal momentum fractions of the gluons from the projectile proton and target nucleus, respectively. From $2 \rightarrow 2$ kinematics, measurement of the produced $Q\bar{Q}$ pair probes $x_{1,2} = (m_{q\perp} e^{\pm y_q} + m_{p\perp} e^{\pm y_p})/\sqrt{s}$ with transverse mass $m_{q\perp} = \sqrt{m^2 + q_\perp^2}$. $\varphi_{p,x_1}(k_{1\perp})$ is the unintegrated gluon distribution function (UGDF) of the projectile proton, and $\phi_{A,x_2}(k_{2\perp}, k_\perp)$ is the multi-point Wilson line correlator for the target nucleus in the large- N_c limit, which are given as follows:

$$\varphi_{p,x}(k_{1\perp}) = S_{p\perp} \frac{N_c k_{1\perp}^2}{4\alpha_s} \int \frac{d^2 l_\perp}{(2\pi)^2} F_x(k_{1\perp} - l_\perp) F_x(l_\perp), \quad (7)$$

$$\phi_{A,x}(k_{2\perp}, k_\perp) = S_{A\perp} \frac{N_c k_{2\perp}^2}{4\alpha_s} F_x(k_{2\perp} - k_\perp) F_x(k_\perp). \quad (8)$$

$S_{p\perp}$ ($S_{A\perp}$) is effective transverse area of the proton (nucleus). In these formulas, we have assumed translational invariance in the transverse plane of the projectile and target, to factorize $S_{p\perp}$ and $S_{A\perp}$ explicitly. The Fourier transform of the fundamental dipole amplitude is defined as $F_x(k_\perp) \equiv \int d^2 x_\perp e^{-ik_\perp \cdot x_\perp} S_x(x_\perp) = \int d^2 x_\perp e^{-ik_\perp \cdot x_\perp} \langle \text{Tr} [U(x_\perp) U^\dagger(0_\perp)] \rangle_x / N_c$. $U(x_\perp)$ is the fundamental Wilson line which represents multiple interactions with the gauge fields and a resultant gauge rotation occurring when a high-energy quark traverses through the background gluon fields at a transverse position x_\perp . The differential cross section for single Q production is obtained by integrating the pair cross-section (3) over the phase space of \bar{Q} :

$$\frac{d\sigma_Q}{dq_\perp dy_q} = \int d^2 p_\perp dy_p \frac{d\sigma_{Q\bar{Q}}}{d^2 q_\perp d^2 p_\perp dy_p dy_q}. \quad (9)$$

B. Fragmentation part

We adopt a heavy-quark fragmentation function for describing open heavy-flavor meson production. Hereinafter, we restrict our discussion to D meson production. Production of D meson (D^0 , D^+ , D^{*+} , etc.) from charm quark c is described with the heavy-quark fragmentation function $D_c^D(z)$ as

$$\frac{d\sigma_D}{d^2 p_{D\perp} dy} = Br(c \rightarrow D) \int dz \frac{D_c^D(z)}{z^2} \frac{d\sigma_c}{d^2 p_{c\perp} dy}, \quad (10)$$

where the rapidity is set to $y \equiv y_c = y_D$ and the momentum fraction z is defined by $p_{D\perp} \equiv zp_{c\perp}$. We use the fragmentation function of Kartvelishvili's form [27]: $D_c^D(z) = (\alpha + 1)(\alpha + 2)z^\alpha(1 - z)$ with a parameter $\alpha = 3.5$ for D meson. We have confirmed that use of different parametrization of $D_c^D(z)$ such as Peterson's type fragmentation function [28] does not make a substantial change of $p_{D\perp}$ distribution of nuclear modification factor which we will discuss later. $Br(c \rightarrow D)$ is the branching ratio for the transition probability from c to D , and satisfies $\sum_X Br(c \rightarrow X) = 1$ with X being possible heavy-flavor hadrons. Indeed, the branching ratio is not much important as long as we deal with the nuclear modification factor, since it is likely to cancel out in the ratio between the cross sections of pp and pA collisions.

Next, for describing semileptonic decay processes (e.g. $D \rightarrow Kl\bar{\nu}$), we introduce the lepton decay function \mathcal{F} as [29, 30]

$$\begin{aligned} \frac{d\sigma_l}{d^2 p_{l\perp} dy_l} &= \int dp_{D\perp} p_{D\perp} dy_D \int d\phi \frac{M_D}{4\pi(p_D \cdot p_l)} f\left(\frac{p_D \cdot p_l}{M_D}\right) \frac{d\sigma_D}{d^2 p_{D\perp} dy_D} \\ &= \int dp_{D\perp} p_{D\perp} dy_D \mathcal{F}(p_D, p_l) \frac{d\sigma_D}{d^2 p_{D\perp} dy_D}, \end{aligned} \quad (11)$$

where we have defined \mathcal{F} in the second equality. Here ϕ is the azimuthal angle between $p_{D\perp}$ and $p_{l\perp}$, and $p_D \cdot p_l$ is the four-momentum product. The function $f(E_l)$ is the energy distribution of the decay lepton l with energy E_l in the rest frame of the heavy flavor meson: $f(E_l) = \omega E_l^2 (M_D^2 - M_K^2 - 2M_D E_l)^2 / (M_D - 2E_l)$ with $M_K = 0.497$ GeV (Kaon's mass) and $M_D = 1.86$ GeV (D meson's mass). We neglect the lepton masses here. The normalization factor reads $\omega = 96 / [(1 - 8t^2 + 8t^6 - t^8 - 24t^4 \ln t) M_D^6]$ with $t = M_K / M_D$. We make a comment on the energy distribution of the decay lepton. $f(E_l)$ employed in our calculations is a simple model and was used for describing free quark decay process like $c \rightarrow sl\nu$ [30]. Nevertheless, as discussed in Ref. [30], the energy distribution of lepton from heavy-flavor meson decay must be similar to that of lepton from free quark decay. Throughout this note, we assume this similarity in order to simplify our calculations.

C. Rapidity dependence

We incorporate the x dependence or quantum rapidity evolution of the UGDF (7) and the multi-point Wilson line correlator (8). In the large- N_c limit, these functions are written in terms of the fundamental dipole amplitude $S_x(r_\perp)$, and their rapidity dependence is encoded through $S_x(r_\perp)$. The rapidity evolution of $S_x(r_\perp)$ itself is controlled by the nonlinear Balitsky-Kovchegov equation [32, 33] with running coupling correction in the evolution kernel (rcBK):

$$-\frac{dS_x(r_\perp)}{d \ln 1/x} = \int d^2 r_{1\perp} \mathcal{K}(r_\perp, r_{1\perp}) [S_x(r_\perp) - S_x(r_{1\perp})S_x(r_{2\perp})]. \quad (12)$$

$Y = \ln 1/x$ corresponds to the evolution rapidity. Specifically, we use the evolution kernel in Balitsky's prescription [34] which is given by

$$\mathcal{K}(r_\perp, r_{1\perp}) = \frac{\alpha_s(r^2)N_c}{2\pi^2} \left[\frac{1}{r_1^2} \left(\frac{\alpha_s(r_1^2)}{\alpha_s(r^2)} - 1 \right) + \frac{r^2}{r_1^2 r_2^2} + \frac{1}{r_2^2} \left(\frac{\alpha_s(r_2^2)}{\alpha_s(r^2)} - 1 \right) \right] \quad (13)$$

with $r_\perp = r_{1\perp} + r_{2\perp}$ the size of parent dipole prior to one step rapidity evolution. It is well known that global fitting of HERA DIS data below $x_0 = 0.01$ can constrain the initial condition of the rcBK equation with the following functional form: $S_{x=x_0}(r_\perp) = \exp \left[-\frac{(r_\perp^2 Q_{s0,p}^2)^\gamma}{4} \ln \left(\frac{1}{r_\perp \Lambda} + e \right) \right]$ with $\alpha_s(r^2) = \left[\frac{9}{4\pi} \ln \left(\frac{4C^2}{r^2 \Lambda^2} + a \right) \right]^{-1}$. An example of the fitted parameters set is $Q_{s0,p}^2 = 0.1597$ GeV, $\gamma = 1.118$, $\Lambda = 0.241$ GeV, and $C = 2.47$. The parameter a is an IR cutoff scale and chosen to satisfy $\alpha_s(r \rightarrow \infty) = 1.0$. We use this set for describing the proton. For heavy nuclei, we assume a larger value of the initial saturation scale $Q_{s0,A}^2 = cA^{1/3}Q_{s0,p}^2$ with $c \lesssim 1$ ², and let the rcBK equation evolve the dipole amplitude in rapidity, which should be reasonable for the minimum bias events in pA collisions. For Pb nucleus, we allow a variation of $Q_{s0,A}^2 = (2-4)Q_{s0,p}^2$ in numerical calculations, to estimate the model uncertainty.

At large $x \geq x_0$, we simply adopt the extrapolation ansatz for (7) [16, 24]: $\varphi_{p,x}(k_\perp) = \varphi_{p,x_0}(k_\perp) \left(\frac{1-x}{1-x_0} \right)^4 \left(\frac{x_0}{x} \right)^{0.15}$. We also apply the same procedure to $\phi_{A,x}(k_\perp, l_\perp)$. We should discuss the numerical results which are insensitive to this large- x extrapolation.

III. REMARKS ON NUMERICAL RESULTS

In this note, we concentrate on nuclear modification factor which is defined as

$$R_{pA} = \frac{1}{A} \frac{d^3 \sigma_{pA}/d^2 p_\perp dy}{d^3 \sigma_{pp}/d^2 p_\perp dy}. \quad (14)$$

Hereinafter, we regard p_\perp and y as transverse momentum and rapidity of the produced D meson or the decay lepton l . Uncertainties of the cross sections coming from the input parameters including m_c , S_\perp , α_s and the fragmentation part tend to cancel out by taking the ratio. Thus the CGC framework has a predictive power in describing the nuclear suppression of D meson and l production.

At asymptotically large p_\perp we expect that the particle production occurs incoherently to give $R_{pA} = 1$, while our parametrization of the dipole amplitude will yield $R_{pA} \sim \frac{1}{A} \frac{\pi R_A^2 Q_{s0,A}^{2\gamma}}{\pi R_p^2 Q_{s0,p}^{2\gamma}}$. These are consistent with each other if $\gamma = 1$ and $R_A, Q_{s0,A}^2 \propto A^{1/3}$. For $\gamma \neq 1$, we set $R_A \sim \sqrt{A \frac{Q_{s0,p}^{2\gamma}}{Q_{s0,A}^{2\gamma}}} R_p$ by requiring $R_{pA} = 1$ at $p_\perp \rightarrow \infty$ as discussed in Refs. [18, 31]. With $\gamma = 1.118$ and $Q_{s0,A}^2 = 3Q_{s0,p}^2$, this constraint gives us $R_A = \sqrt{A/3^\gamma} R_p = 7.80 R_p$. As for the other initial saturation scale for nucleus, $Q_{s0,A}^2 = 2Q_{s0,p}^2$ and $4Q_{s0,p}^2$, it gives $R_A = 9.79 R_p$ and $6.64 R_p$, respectively. One should note that these effective values of R_A are introduced just to keep the constraint that $R_{pA} \rightarrow 1$ at large p_\perp .

Let us move to numerical results predicted in the CGC framework at LO. Figure 1 displays R_{pA} as a function of p_\perp for D meson production at mid and forward rapidities at the LHC. It also exhibits the dependence of R_{pA} on the initial saturation scale of the target nucleus and on the choice of heavy quark mass. The numerical values of $R_{pA}(p_\perp)$

² For phenomenology, $c \sim 0.5$ is favored to reproduce the scattering data with nuclear target, such as J/ψ production in pPb collisions at the LHC [18, 31, 35], although $c = 1$ was a naive anticipation.

are listed in Tables I, II, and III. In the plot at mid rapidity, the LHC data reported by ALICE Collaboration [37] are compared, while the LHCb preliminary data [21] are shown in the plot at forward rapidity. The CGC calculation predicts sizable nuclear suppression of forward D meson production at low p_{\perp} ³. Notice that the numerical values of R_{pA} for D meson production corresponds to average values of those for D^0 , D^+ , and D^{*+} mesons in ALICE data, while LHCb measured D^0 meson production only.

Similarly, we show in Fig. 2 $R_{pA}(p_{\perp})$ of the produced leptons l from semileptonic decay of D mesons at mid and forward rapidities at the LHC. We allow a variation for the initial nuclear saturation scale and heavy quark mass scale to estimate the model uncertainty. Lepton production in pA collisions at forward rapidity is strongly suppressed at $p_{\perp} < 2$ GeV as well as D meson production, although further low- p_{\perp} data are required to examine the suppression quantitatively. The numerical values of R_{pA} for the lepton production are listed in Tables IV, V, and VI. The LHC data of e production at mid rapidity and μ production at forward rapidity are taken from Refs. [37] and [20], respectively.

Next, rapidity dependence of R_{pA} for D and l production integrated over p_{\perp} up to $p_{\perp} = 10$ GeV is shown in Fig. 3. The numerical values of R_{pA} vs. y for D and l production are given in Tables VII and VIII, respectively. At present, the preliminary data for D meson production are available from LHCb experiment [21]. It is very awaited to get new data on rapidity dependence of $R_{pA}(y)$ of decay lepton production.

Finally, one must keep in mind the following remarks for interpreting our numerical results:

- The CGC formula used in our calculation is derived at LO, while the rcBK equation is adopted for describing the rapidity evolution of the dipole amplitude. The full NLO BK equation containing gluon loop corrections in the evolution kernel [38, 39] should modify rapidity dependence of the heavy quark production cross section from the rcBK. In addition, higher order perturbative corrections, including the Sudakov logarithms, may be non-negligible. To this end, full NLO CGC formula of heavy quark production in pA collisions is necessary.
- In partonic hard scattering at LO, $Q\bar{Q}$ pair with finite p_{\perp} is likely to be produced in nearly the back-to-back kinematics, where their total momentum (q_{tot}) can be much smaller than their relative momentum (P_{rel}): $|q_{\text{tot}}| \ll |P_{\text{rel}}| \sim |M|$ with M being the invariant mass of $Q\bar{Q}$. This is the very case for the study with transverse momentum dependent (TMD) factorization framework. We naively expect that double logarithmic corrections like $\alpha_s \ln^2 \frac{M^2}{q_{\text{tot}}^2} \sim \mathcal{O}(1)$ become important and we can resum them by means of CSS evolution in b -space [40, 41]. As is demonstrated in Ref. [42], the Sudakov effect can be predominant over (or comparable with) the saturation effect for heavy quark pair production in pp (pA) collisions. For single heavy quark production, the phase space of produced antiquark is integrated including the small momentum region. Therefore, implementation of the Sudakov factor in the CGC framework would modify p_{\perp} spectrum of single heavy quark production.
- Our calculations have been restricted to minimum bias events in pA collisions. But centrality dependence is certainly an interesting observable to study the gluon saturation inside a heavy nucleus from experimental data of heavy flavor productions as well as light hadron production. To work on this, it is required to use a consistent approach which describes the nuclear profile and fluctuation effects in pA collisions. [43].

We leave these issues for future study.

Acknowledgement

We thank T. Chujo, M. van Leeuwen, and T. Peitzmann for beneficial communications. K.W. is supported by Jefferson Science Associates, LLC under U.S. DOE Contract #DE-AC05-06OR23177 and by U.S. DOE Grant #DE-FG02-97ER41028. Work of HF was supported by Grants-in-Aid for Scientific Research (#16K05343).

[1] L. V. Gribov, E. M. Levin and M. G. Ryskin, Phys. Rept. **100**, 1 (1983).

[2] A. H. Mueller and J. w. Qiu, Nucl. Phys. B **268**, 427 (1986).

[3] F. Gelis, E. Iancu, J. Jalilian-Marian and R. Venugopalan, Ann. Rev. Nucl. Part. Sci. **60**, 463 (2010) [arXiv:1002.0333 [hep-ph]].

[4] Y. V. Kovchegov and E. Levin, “Quantum chromodynamics at high energy,” (2012), Cambridge University Press.

³ Indeed, similar results are also obtained in Ref. [36], in which optical Glauber model is incorporated for solving the BK equation for heavy nuclei.

- [5] B. Abelev *et al.* [ALICE Collaboration], Phys. Lett. B **719**, 29 (2013) [arXiv:1212.2001 [nucl-ex]].
- [6] B. Abelev *et al.* [ALICE Collaboration], Phys. Rev. C **90**, no. 5, 054901 (2014) [arXiv:1406.2474 [nucl-ex]].
- [7] G. Aad *et al.* [ATLAS Collaboration], Phys. Rev. Lett. **110**, no. 18, 182302 (2013) [arXiv:1212.5198 [hep-ex]].
- [8] G. Aad *et al.* [ATLAS Collaboration], Phys. Lett. B **725**, 60 (2013) [arXiv:1303.2084 [hep-ex]].
- [9] G. Aad *et al.* [ATLAS Collaboration], Phys. Rev. C **90**, no. 4, 044906 (2014) [arXiv:1409.1792 [hep-ex]].
- [10] S. Chatrchyan *et al.* [CMS Collaboration], Phys. Lett. B **718**, 795 (2013) [arXiv:1210.5482 [nucl-ex]].
- [11] S. Chatrchyan *et al.* [CMS Collaboration], Phys. Lett. B **724**, 213 (2013) [arXiv:1305.0609 [nucl-ex]].
- [12] A. Adare *et al.* [PHENIX Collaboration], Phys. Rev. Lett. **111**, no. 21, 212301 (2013) [arXiv:1303.1794 [nucl-ex]].
- [13] A. Adare *et al.* [PHENIX Collaboration], Phys. Rev. Lett. **114**, no. 19, 192301 (2015) [arXiv:1404.7461 [nucl-ex]].
- [14] V. Khachatryan *et al.* [CMS Collaboration], Phys. Lett. B **765**, 193 (2017) [arXiv:1606.06198 [nucl-ex]].
- [15] A. Andronic *et al.*, Eur. Phys. J. C **76**, no. 3, 107 (2016) [arXiv:1506.03981 [nucl-ex]].
- [16] H. Fujii and K. Watanabe, Nucl. Phys. A **915**, 1 (2013) [arXiv:1304.2221 [hep-ph]].
- [17] H. Fujii and K. Watanabe, Nucl. Phys. A **920**, 78 (2013) [arXiv:1308.1258 [hep-ph]].
- [18] H. Fujii and K. Watanabe, Nucl. Phys. A **951**, 45 (2016) Erratum: [Nucl. Phys. A **961**, 218 (2017)] [arXiv:1511.07698 [hep-ph]].
- [19] K. Watanabe, Few Body Syst. **58**, 134 (2017) [arXiv:1611.00700 [hep-ph]].
- [20] S. Acharya *et al.* [ALICE Collaboration], arXiv:1702.01479 [nucl-ex].
- [21] The LHCb Collaboration [LHCb Collaboration], LHCb-CONF-2016-003, CERN-LHCb-CONF-2016-003.
- [22] J. P. Blaizot, F. Gelis and R. Venugopalan, Nucl. Phys. A **743**, 13 (2004) [hep-ph/0402256].
- [23] J. P. Blaizot, F. Gelis and R. Venugopalan, Nucl. Phys. A **743**, 57 (2004) [hep-ph/0402257].
- [24] H. Fujii, F. Gelis and R. Venugopalan, Nucl. Phys. A **780**, 146 (2006) [hep-ph/0603099].
- [25] K. Tuchin, Phys. Lett. B **593**, 66 (2004) [hep-ph/0401022].
- [26] Y. V. Kovchegov and K. Tuchin, Phys. Rev. D **74**, 054014 (2006) [hep-ph/0603055].
- [27] V. G. Kartvelishvili, A. K. Likhoded and V. A. Petrov, Phys. Lett. B **78**, 615 (1978).
- [28] C. Peterson, D. Schlatter, I. Schmitt and P. M. Zerwas, Phys. Rev. D **27**, 105 (1983).
- [29] M. Gronau, C. H. Llewellyn Smith, T. F. Walsh, T. C. Yang and S. Wolfram, Nucl. Phys. B **123**, 47 (1977).
- [30] A. Ali, Z. Phys. C **1**, 25 (1979).
- [31] Y. Q. Ma, R. Venugopalan and H. F. Zhang, Phys. Rev. D **92**, 071901 (2015) [arXiv:1503.07772 [hep-ph]].
- [32] I. Balitsky, Nucl. Phys. B **463**, 99 (1996) [hep-ph/9509348].
- [33] Y. V. Kovchegov, Phys. Rev. D **54**, 5463 (1996) [hep-ph/9605446].
- [34] I. Balitsky, Phys. Rev. D **75**, 014001 (2007) [hep-ph/0609105].
- [35] K. Dusling, F. Gelis, T. Lappi and R. Venugopalan, Nucl. Phys. A **836**, 159 (2010) [arXiv:0911.2720 [hep-ph]].
- [36] B. Ducloué, T. Lappi and H. Mäntysaari, arXiv:1612.04585 [hep-ph].
- [37] J. Adam *et al.* [ALICE Collaboration], Phys. Lett. B **754**, 81 (2016) [arXiv:1509.07491 [nucl-ex]].
- [38] I. Balitsky and G. A. Chirilli, Phys. Rev. D **77**, 014019 (2008) [arXiv:0710.4330 [hep-ph]].
- [39] E. Iancu, J. D. Madrigal, A. H. Mueller, G. Soyez and D. N. Triantafyllopoulos, Phys. Lett. B **744**, 293 (2015) [arXiv:1502.05642 [hep-ph]].
- [40] J. C. Collins, D. E. Soper and G. F. Sterman, Nucl. Phys. B **250**, 199 (1985).
- [41] J. Collins, “Foundations of perturbative QCD,” (2011), Cambridge University Press.
- [42] K. Watanabe and B. W. Xiao, Phys. Rev. D **92**, no. 11, 111502 (2015) [arXiv:1507.06564 [hep-ph]].
- [43] J. L. Albacete, A. Dumitru, H. Fujii and Y. Nara, Nucl. Phys. A **897**, 1 (2013) [arXiv:1209.2001 [hep-ph]].

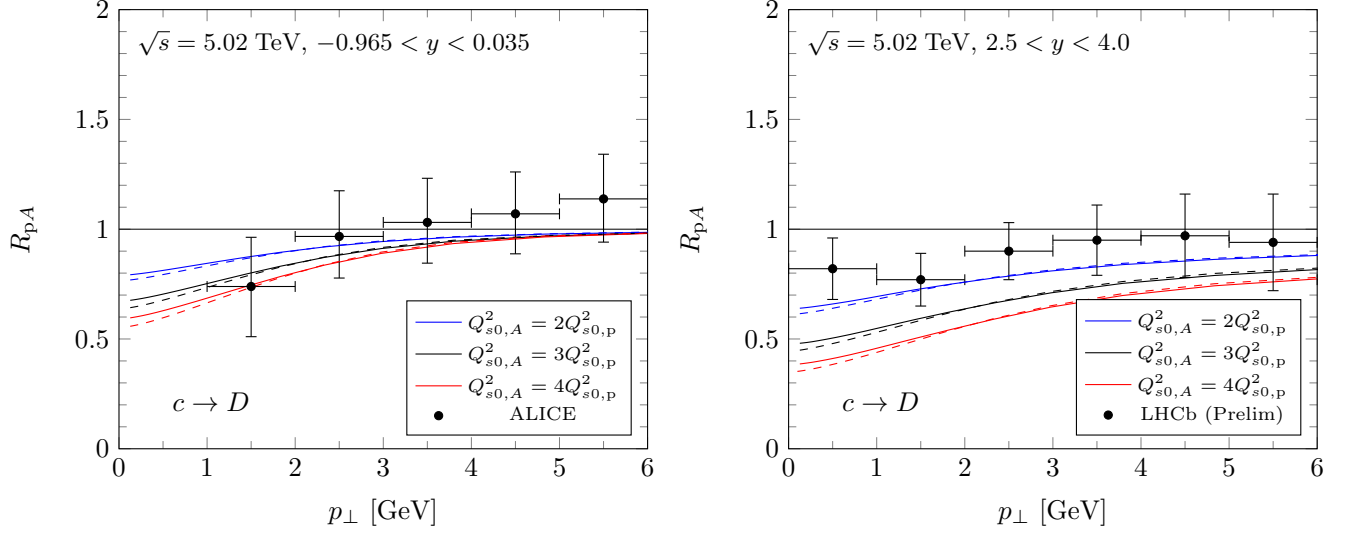


FIG. 1. Left : Nuclear modification factor as a function of p_{\perp} for single D meson production in pPb collisions at the LHC in the mid rapidity region. Blue, black, and red colors reflect the different initial saturation scales as $Q_{s0,A}^2 = (2, 3, 4)Q_{s0,P}^2$. Solid (Dashed) lines correspond to the results with $m_c = 1.5$ GeV (1.2 GeV). LHC data are taken from Ref. [37]. Right : The same plot as the left panel, but at forward rapidity. LHCb preliminary data for D^0 production are found in Ref. [21].

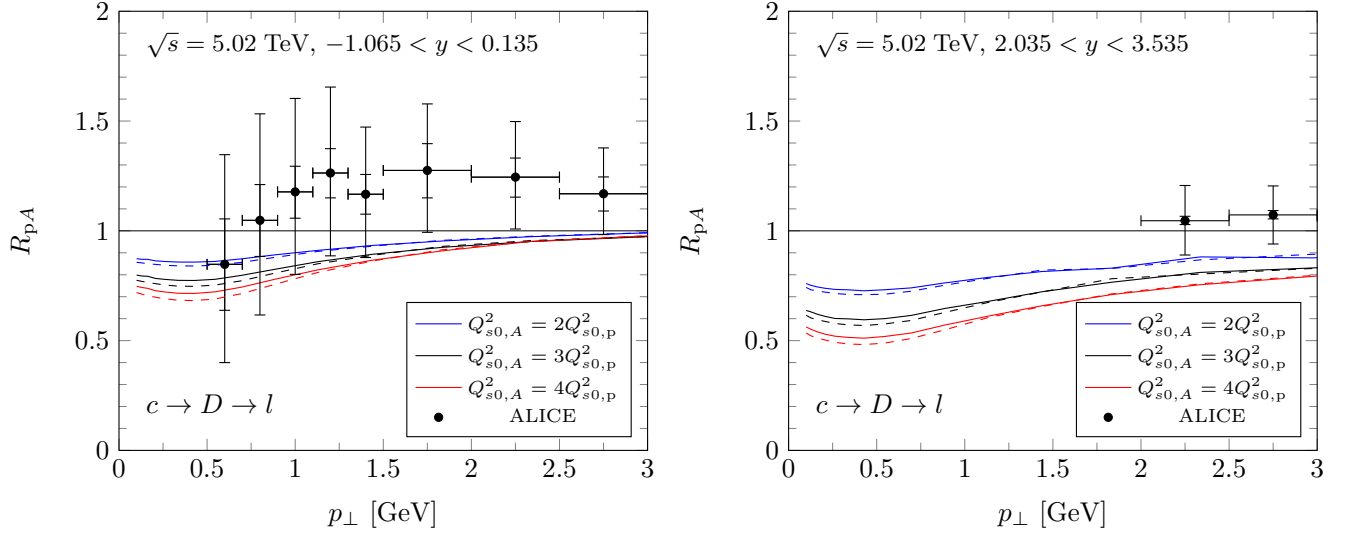


FIG. 2. Nuclear modification factor for l production in pPb collisions at the LHC. Notations are the same as in Fig. 1. LHC data are from Refs. [37] and [20].

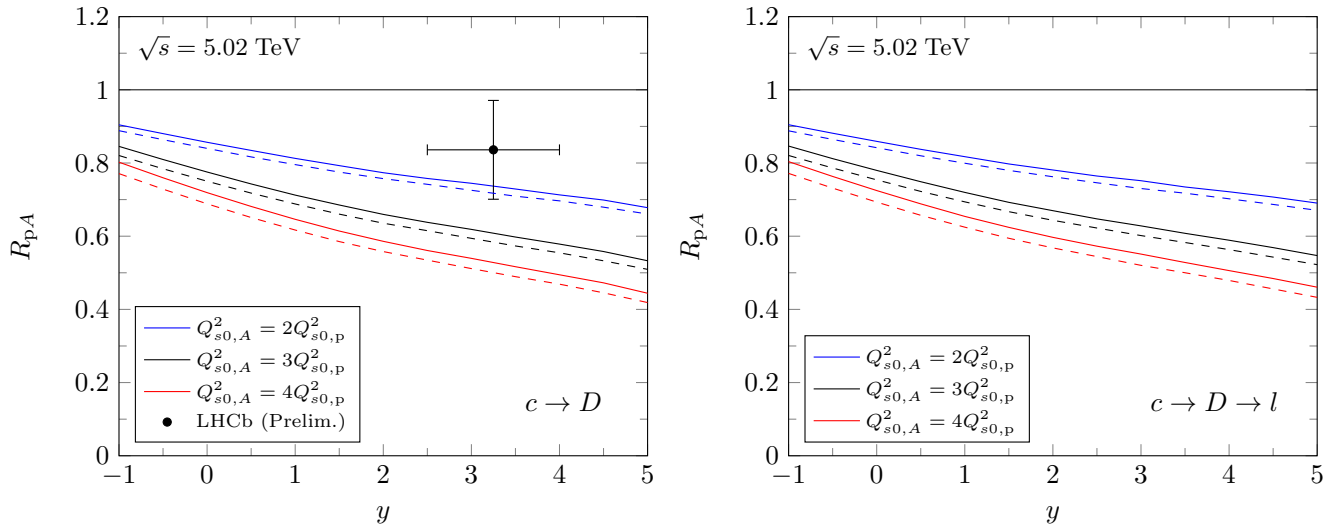


FIG. 3. Rapidity dependence of R_{pA} at the LHC for D production (left) and l production (right). Dependence on the charm quark mass dependence ($m_c = 1.5$ (solid) and 1.2 (dashed) GeV) and the initial nuclear saturation scale ($Q_{s0,A}^2/Q_{s0,P}^2 = 2$ (blue), 3 (black), 4 (yellow)) are illustrated. In D meson production, the preliminary data from LHCb [21] are compared.

p_{\perp} [GeV]	Mid ($-0.965 < y < 0.035$)		Forward ($2.5 < y < 4.0$)	
	R_{pA} (1.5)	R_{pA} (1.2)	R_{pA} (1.5)	R_{pA} (1.2)
0.100	0.7915	0.7674	0.6392	0.6137
0.127	0.7925	0.7687	0.6401	0.6151
0.162	0.7940	0.7705	0.6413	0.6169
0.207	0.7960	0.7730	0.6432	0.6193
0.264	0.7987	0.7764	0.6460	0.6227
0.336	0.8026	0.7813	0.6499	0.6273
0.428	0.8079	0.7879	0.6551	0.6340
0.546	0.8151	0.7968	0.6629	0.6434
0.695	0.8246	0.8086	0.6717	0.6554
0.886	0.8371	0.8239	0.6849	0.6711
1.129	0.8528	0.8430	0.7027	0.6918
1.438	0.8722	0.8660	0.7244	0.7179
1.833	0.8948	0.8925	0.7499	0.7482
2.336	0.9194	0.9207	0.7782	0.7806
2.976	0.9434	0.9465	0.8096	0.8143
3.793	0.9635	0.9658	0.8386	0.8445
4.833	0.9776	0.9788	0.8623	0.8678
6.158	0.9868	0.9879	0.8828	0.8861
7.848	0.9950	0.9935	0.9068	0.8996
10.00	1.006	0.9997	0.9357	0.9155

TABLE I. Numerical values of R_{pA} vs p_{\perp} for D meson production in pPb collisions at $\sqrt{s} = 5.02$ TeV with $Q_{s0,A}^2 = 2Q_{s0,P}^2$. Numbers in the bracket next to R_{pA} represent the heavy quark mass value: $m_c = 1.5$ GeV or 1.2 GeV.

p_{\perp} [GeV]	Mid ($-0.965 < y < 0.035$)		Forward ($2.5 < y < 4.0$)	
	R_{pA} (1.5)	R_{pA} (1.2)	R_{pA} (1.5)	R_{pA} (1.2)
0.100	0.6746	0.6408	0.4795	0.4475
0.127	0.6760	0.6425	0.4805	0.4490
0.162	0.6780	0.6450	0.4819	0.4512
0.207	0.6808	0.6483	0.4840	0.4543
0.264	0.6847	0.6531	0.4873	0.4585
0.336	0.6902	0.6598	0.4921	0.4644
0.428	0.6979	0.6691	0.4988	0.4725
0.546	0.7084	0.6817	0.5078	0.4834
0.695	0.7224	0.6986	0.5203	0.4980
0.886	0.7410	0.7211	0.5373	0.5179
1.129	0.7650	0.7499	0.5601	0.5442
1.438	0.7953	0.7856	0.5888	0.5783
1.833	0.8314	0.8278	0.6234	0.6200
2.336	0.8718	0.8736	0.6643	0.6669
2.976	0.9117	0.9164	0.7100	0.7160
3.793	0.9450	0.9494	0.7533	0.7616
4.833	0.9684	0.9707	0.7891	0.7986
6.158	0.9834	0.9837	0.8197	0.8259
7.848	0.9953	0.9925	0.8479	0.8467
10.00	1.011	1.003	0.8805	0.8721

TABLE II. The same as in Table I, but with $Q_{s0,A}^2 = 3Q_{s0,p}^2$.

p_{\perp} [GeV]	Mid ($-0.965 < y < 0.035$)		Forward ($2.5 < y < 4.0$)	
	R_{pA} (1.5)	R_{pA} (1.2)	R_{pA} (1.5)	R_{pA} (1.2)
0.100	0.5945	0.5559	0.3851	0.3524
0.127	0.5962	0.5578	0.3863	0.3537
0.162	0.5984	0.5604	0.3880	0.3558
0.207	0.6016	0.5641	0.3904	0.3588
0.264	0.6061	0.5695	0.3936	0.3629
0.336	0.6124	0.5777	0.3985	0.3689
0.428	0.6213	0.5876	0.4053	0.3772
0.546	0.6336	0.6021	0.4147	0.3885
0.695	0.6502	0.6218	0.4278	0.4040
0.886	0.6724	0.6482	0.4461	0.4253
1.129	0.7015	0.6828	0.4708	0.4540
1.438	0.7389	0.7268	0.5027	0.4917
1.833	0.7846	0.7798	0.5424	0.5391
2.336	0.8367	0.8388	0.5906	0.5934
2.976	0.8897	0.8955	0.6452	0.6513
3.793	0.9344	0.9402	0.6981	0.7068
4.833	0.9648	0.9687	0.7422	0.7516
6.158	0.9826	0.9841	0.7778	0.7847
7.848	0.9938	0.9914	0.8090	0.8062
10.00	1.008	1.001	0.8454	0.8292

TABLE III. The same as in Table I, but with $Q_{s0,A}^2 = 4Q_{s0,p}^2$.

p_{\perp} [GeV]	Mid ($-1.065 < y < 0.135$)		Forward ($2.035 < y < 3.535$)	
	R_{pA} (1.5)	R_{pA} (1.2)	R_{pA} (1.5)	R_{pA} (1.2)
0.100	0.8731	0.8567	0.7600	0.7421
0.127	0.8704	0.8542	0.7516	0.7312
0.162	0.8702	0.8504	0.7446	0.7266
0.207	0.8633	0.8472	0.7384	0.7207
0.264	0.8603	0.8430	0.7332	0.7149
0.336	0.8577	0.8405	0.7314	0.7101
0.428	0.8576	0.8398	0.7269	0.7093
0.546	0.8606	0.8436	0.7317	0.7114
0.695	0.8724	0.8563	0.7401	0.7249
0.886	0.8907	0.8793	0.7628	0.7524
1.129	0.9110	0.9063	0.7877	0.7833
1.438	0.9335	0.9302	0.8148	0.8214
1.833	0.9536	0.9566	0.8300	0.8283
2.336	0.9733	0.9753	0.8813	0.8678
2.976	0.9903	0.9908	0.8769	0.8932
3.793	1.022	0.9968	0.9133	0.8767

TABLE IV. Numerical values of R_{pA} vs p_{\perp} for l production in pPb collisions at $\sqrt{s} = 5.02$ TeV in mid and forward rapidity regions with use of $Q_{s0,A}^2 = 2Q_{s0,p}^2$. Notations are the same as in Table I.

p_{\perp} [GeV]	Mid ($-1.065 < y < 0.135$)		Forward ($2.035 < y < 3.535$)	
	R_{pA} (1.5)	R_{pA} (1.2)	R_{pA} (1.5)	R_{pA} (1.2)
0.100	0.7986	0.7748	0.6374	0.6151
0.127	0.7945	0.7700	0.6306	0.6032
0.162	0.7931	0.7650	0.6204	0.5955
0.207	0.7833	0.7595	0.6104	0.5873
0.264	0.7787	0.7528	0.6009	0.5781
0.336	0.7745	0.7481	0.5992	0.5718
0.428	0.7740	0.7471	0.5948	0.5687
0.546	0.7792	0.7530	0.6001	0.5759
0.695	0.7972	0.7725	0.6146	0.5917
0.886	0.8249	0.8076	0.6464	0.6284
1.129	0.8596	0.8501	0.6782	0.6732
1.438	0.8931	0.8885	0.7225	0.7217
1.833	0.9248	0.9290	0.7658	0.7818
2.336	0.9512	0.9556	0.8106	0.8032
2.976	0.9727	0.9735	0.8310	0.8287
3.793	1.012	0.9782	0.8716	0.8249

TABLE V. The same as in Table IV, but with $Q_{s0,A}^2 = 3Q_{s0,p}^2$.

p_{\perp} [GeV]	Mid ($-1.065 < y < 0.135$)		Forward ($2.035 < y < 3.535$)	
	R_{pA} (1.5)	R_{pA} (1.2)	R_{pA} (1.5)	R_{pA} (1.2)
0.100	0.7472	0.7191	0.5621	0.5345
0.127	0.7424	0.7121	0.5514	0.5218
0.162	0.7381	0.7049	0.5402	0.5120
0.207	0.7272	0.6976	0.5294	0.5028
0.264	0.7212	0.6902	0.5201	0.4924
0.336	0.7157	0.6840	0.5148	0.4846
0.428	0.7149	0.6822	0.5111	0.4822
0.546	0.7222	0.6897	0.5189	0.4886
0.695	0.7435	0.7138	0.5345	0.5095
0.886	0.7796	0.7565	0.5707	0.5490
1.129	0.8223	0.8105	0.6109	0.6043
1.438	0.8662	0.8627	0.6588	0.6555
1.833	0.9086	0.9136	0.7097	0.7126
2.336	0.9518	0.9512	0.7546	0.7585
2.976	0.9760	0.9772	0.7926	0.7968
3.793	1.017	0.9832	0.8482	0.8108

TABLE VI. The same as in Table IV, but with $Q_{s0,A}^2 = 4Q_{s0,p}^2$.

y	$Q_{s0,A}^2 = 2Q_{s0,p}^2$		$Q_{s0,A}^2 = 3Q_{s0,p}^2$		$Q_{s0,A}^2 = 4Q_{s0,p}^2$	
	R_{pA} (1.5)	R_{pA} (1.2)	R_{pA} (1.5)	R_{pA} (1.2)	R_{pA} (1.5)	R_{pA} (1.2)
-1.0	0.9043	0.8883	0.8454	0.8204	0.8022	0.7710
-0.5	0.8803	0.8638	0.8096	0.7843	0.7596	0.7286
0.0	0.8566	0.8399	0.7754	0.7502	0.7191	0.6884
0.5	0.8344	0.8167	0.7428	0.7178	0.6813	0.6511
1.0	0.8127	0.7957	0.7123	0.6881	0.6461	0.6168
1.5	0.7929	0.7752	0.6853	0.6603	0.6142	0.5853
2.0	0.7735	0.7573	0.6596	0.6355	0.5860	0.5580
2.5	0.7577	0.7418	0.6379	0.6151	0.5609	0.5346
3.0	0.7447	0.7255	0.6186	0.5942	0.5394	0.5115
3.5	0.7290	0.7094	0.5977	0.5733	0.5166	0.4894
4.0	0.7129	0.6966	0.5784	0.5546	0.4946	0.4689
4.5	0.6988	0.6793	0.5581	0.5328	0.4725	0.4453
5.0	0.6780	0.6607	0.5329	0.5094	0.4441	0.4186

TABLE VII. Rapidity dependence of R_{pA} for D meson production in pPb collisions at $\sqrt{s} = 5.02$ TeV with several values of the initial saturation scale for target nucleus.

y	$Q_{s0,A}^2 = 2Q_{s0,p}^2$		$Q_{s0,A}^2 = 3Q_{s0,p}^2$		$Q_{s0,A}^2 = 4Q_{s0,p}^2$	
	R_{pA} (1.5)	R_{pA} (1.2)	R_{pA} (1.5)	R_{pA} (1.2)	R_{pA} (1.5)	R_{pA} (1.2)
-1.0	0.9046	0.8879	0.8462	0.8206	0.8038	0.7716
-0.5	0.8814	0.8644	0.8119	0.7864	0.7633	0.7314
0.0	0.8591	0.8418	0.7798	0.7540	0.7247	0.6932
0.5	0.8374	0.8197	0.7489	0.7223	0.6884	0.6571
1.0	0.8173	0.7994	0.7197	0.6938	0.6541	0.6247
1.5	0.7974	0.7798	0.6925	0.6670	0.6241	0.5943
2.0	0.7809	0.7624	0.6697	0.6434	0.5968	0.5680
2.5	0.7644	0.7460	0.6473	0.6224	0.5728	0.5443
3.0	0.7516	0.7303	0.6282	0.6017	0.5511	0.5203
3.5	0.7345	0.7175	0.6079	0.5828	0.5282	0.5001
4.0	0.7214	0.7022	0.5890	0.5632	0.5060	0.4791
4.5	0.7070	0.6868	0.5688	0.5428	0.4843	0.4559
5.0	0.6904	0.6706	0.5471	0.5222	0.4606	0.4329

TABLE VIII. R_{pA} vs y for l production in pPb collisions at the LHC. Notations are the same as in Table VII.