

Learning Sparse Polymatrix Games in Polynomial Time and Sample Complexity

Asish Ghoshal and Jean Honorio
Department of Computer Science
Purdue University
West Lafayette, IN - 47906
{aghoshal, jhonorio}@purdue.edu

We consider the problem of learning sparse polymatrix games from observations of strategic interactions. We show that a polynomial time method based on $\ell_{1,2}$ -group regularized logistic regression recovers a game, whose Nash equilibria are the ϵ -Nash equilibria of the game from which the data was generated (true game), in $\mathcal{O}(m^4 d^4 \log(pd))$ samples of strategy profiles — where m is the maximum number of pure strategies of a player, p is the number of players, and d is the maximum degree of the game graph. Under slightly more stringent separability conditions on the payoff matrices of the true game, we show that our method learns a game with the exact same Nash equilibria as the true game. We also show that $\Omega(d \log(pm))$ samples are necessary for any method to consistently recover a game, with the same Nash-equilibria as the true game, from observations of strategic interactions. We verify our theoretical results through simulation experiments.

1. Introduction and Related Work

Motivation. Many complex real-world data can be thought of as resulting from the behavior of a large number of self-interested trying to myopically or locally maximize some utility. Over the past several decades, non-cooperative game theory has emerged as a powerful mathematical framework for reasoning about such strategic interactions between self-interested agents. Traditionally, research in game theory has focused on computing the *Nash equilibria* (NE) (c.f. Blum et al. (2006) and Jiang and Leyton-Brown (2011)) — which characterizes the stable outcome of the overall behavior of self-interested agents — *correlated equilibria* (c.f. (Kakade et al., 2003)), and other solution concepts given a description of the game. Computing the *price of anarchy* (PoA) for graphical games, which in a sense quantifies the *inefficiency of equilibria*, is also of tremendous interest (c.f. (Ben-Zwi and Ronen, 2011)). The aforementioned problems of computing the NE, correlated equilibria and PoA can be thought of as *inference problems* in graphical games, and require a description of the game, i.e., the payoffs of the players. In many real-world settings, however, only the behavior of the agents are observed, in which case inferring the latent payoffs of the players from observations of behavioral data becomes imperative. *This problem of learning a game from observations of behavioral data, i.e., recovering the structure and parameters of the*

player payoffs such that the Nash equilibria of the game, in some sense, approximates the Nash equilibria of the true game, is the primary focus of the paper.

Recovering the underlying game from behavioral data is an important tool in exploratory research in political science and behavioral economics, and recent times have seen a surge of interest in such problems (c.f. (Irfan and Ortiz, 2014; Honorio and Ortiz, 2015; Ghoshal and Honorio, 2016; Garg and Jaakkola, 2016; Ghoshal and Honorio, 2017)). For instance, in political science, Irfan and Ortiz (2014) identified the *most influential* senators in the U.S congress — a small coalition of senators whose collective behavior forced every other senator to a unique choice of action — by learning a *linear influence game* from congressional voting records. Garg and Jaakkola (2016) showed that a *tree-structured polymatrix game*¹ learned from U.S. Supreme Court data was able to recover the known ideologies of the justices. However, many open problems remain in this area of active research. One such problem is whether there exists efficient (polynomial time) methods for learning polymatrix games (Janovskaja, 1968) from noisy observations of strategic interactions. This is the focus of the current paper.

Related Work. Various methods have been proposed for learning games from data. Honorio and Ortiz (2015) proposed a maximum-likelihood approach to learn “linear influence games” — a class of parametric graphical games with linear payoffs. However, in addition to being exponential time, the maximum-likelihood approach of Honorio and Ortiz (2015) also assumed a specific observation model for the strategy profiles. Ghoshal and Honorio (2016) proposed a polynomial time algorithm, based on ℓ_1 -regularized logistic regression, for learning linear influence games. They again assumed the specific observation model proposed by Honorio and Ortiz (2015) in which the strategy profiles (or joint actions) were drawn from a mixture of uniform distributions: one over the pure-strategy Nash equilibria (PSNE) set, and the other over the complement of the PSNE set. Ghoshal and Honorio (2017) obtained necessary and sufficient conditions for learning linear influence games under arbitrary observation model. Finally, Garg and Jaakkola (2016) use a discriminative, max-margin based approach, to learn tree structured polymatrix games. However, their method is exponential time and they show that learning polymatrix games is NP-hard under this max-margin setting, even when the class of graphs is restricted to trees. Furthermore, all the aforementioned works, with the exception of Garg and Jaakkola (2016), consider binary strategies only. In this paper, we propose a polynomial time algorithm for learning polymatrix games, which are non-parametric graphical games where the pairwise payoffs between players are characterized by matrices (or pairwise potential functions). In this setting, each player has a finite number of pure-strategies.

Our Contributions. We propose an $\ell_{1,2}$ group-regularized logistic regression method to learn polymatrix games, which has been considered by Garg and Jaakkola (2016) and is a generalization of linear influence games considered by Ghoshal and Honorio (2017). We make no assumptions on the latent payoff functions and show that our polynomial time algorithm recovers an ε -Nash equilibrium of the true game², with high probability, if the number of samples is $\mathcal{O}(m^4 d^4 \log(pd))$, where p is the number of players, d is the maximum degree of the game graph and m is the maximum number of pure-strategies of a player. Under slightly more stringent separability conditions on the payoff functions of the underlying game, we show that our method recovers the Nash equilibria set exactly. We further generalize the observation model from Ghoshal and

¹Garg and Jaakkola (2016) call their game a *potential game* even though the formulation of their game is similar to ours.

²By the phrase “recovering the Nash equilibria” we mean that we learn a game with the same Nash equilibria as the true game. We use this phrase elsewhere in the paper for brevity.

Honorio (2017) in the sense that we allow strategy profiles in the non-Nash equilibria set to have zero measure. This should be compared with the results of Garg and Jaakkola (2016) who show that learning tree-structured polymatrix games is NP-hard under a max-margin setting. We also obtain necessary conditions on learning polymatrix games and show that $\Omega(d \log(pm))$ samples are required by any method for recovering the PSNE set of a polymatrix game from observations of strategy profiles.

Finally, we conclude this section by referring the reader to the work of Jalali et al. (2011) who analyze $\ell_{1,2}$ -regularized logistic regression for learning undirected graphical models. However, our setting differs from that of learning discrete graphical models in many ways. First, unlike discrete graphical models, where the underlying distribution over the variables is described by a potential function that factorizes over the cliques of the graph, we make no assumptions whatsoever on the generative distribution of data. Further, we are interested in recovering the PSNE set of a game, since the graph structure is generally unidentifiable from observational data, whereas Jalali et al. (2011) obtain guarantees on the graph structure of the discrete graphical model. As a result, our theoretical analysis and proofs differ significantly from those of Jalali et al. (2011).

2. Notation and Problem Formulation

In this section, we introduce our notation and formally define the problem of learning polymatrix games from behavioral data.

Polymatrix games. A p -player *polymatrix game* is a graphical game where the set of nodes of the graph denote players and the edges correspond to two-player games. We will denote the graph by $G = ([p], E)$, where $[p] \stackrel{\text{def}}{=} \{1, \dots, p\}$ is the vertex set and $E \subseteq [p] \times [p]$ is set of directed edges. An edge $(i, j) \in E$ denotes the directed edge $i \leftarrow j$. Each player i has a set of pure-strategies or actions \mathcal{A}_i , and the set of pure-strategy profiles or joint actions of all the p players is denoted by $\mathcal{A} = \times_{i \in [p]} \mathcal{A}_i$. We will denote $\mathcal{A}_{-i} \stackrel{\text{def}}{=} \times_{j \in -i} \mathcal{A}_j$. With each edge $(i, j) \in E$ is associated a payoff matrix $u^{i,j} : \mathcal{A}_i \times \mathcal{A}_j \rightarrow \mathbb{R}$, such that $u^{i,j}(x_i, x_j)$ gives the finite payoff of the i -th player (with respect to the j -th player), when player i plays $x_i \in \mathcal{A}_i$ and player j plays $x_j \in \mathcal{A}_j$. We assume that $(i, j) \in E$, if and only if $u^{i,j}(\cdot, \cdot) \neq 0$. Given a strategy profile $\mathbf{x} \in \mathcal{A}$, the total payoff, or simply the payoff, of the i -th player is given by the following potential function:

$$u^i(x_i, \mathbf{x}_{-i}; G) = u^{i,i}(x_i) + \sum_{j \in \mathcal{N}_i} u^{i,j}(x_i, x_j), \quad (1)$$

where $\mathcal{N}_i(G) \stackrel{\text{def}}{=} \{j \in [p] \mid (i, j) \in E\}$ is the set of neighbors of i in the graph G , and $u^{i,i} : \mathcal{A}_i \rightarrow \mathbb{R}$ gives the (finite) *individual payoff* of i for playing x_i . We will denote the number of neighbors of player i by $d_i \stackrel{\text{def}}{=} |\mathcal{N}_i(G)|$, and the maximum degree of the graph G by $d = \max\{d_1, \dots, d_p\}$. A polymatrix game $\mathcal{G} = (G, \mathcal{U})$ is then completely defined by a graph $G = ([p], E)$ and a collection of potential functions $\mathcal{U}(G) = \{u^i : \mathcal{A}_{-i} \rightarrow \mathbb{R}\}_{i \in [p]}$, where each of the payoff functions $u^i(\cdot; G)$ decomposes according to (1). Finally, we will also assume that the number of strategies of each player, $m_i \stackrel{\text{def}}{=} |\mathcal{A}_i|$, is non-zero and $\mathcal{O}(1)$ with respect to p and d , and that $m \stackrel{\text{def}}{=} \max\{m_i\}$.

Nash equilibria of polymatrix games. The pure-strategy Nash equilibria (PSNE) set for the game $\mathcal{G} = (G, \mathcal{U})$ is given by the set of strategy profiles where no player has any incentive to unilaterally deviate from its strategy given the strategy profiles of its neighbors, and is defined

as follows:

$$\mathcal{NE}(\mathcal{G}) = \left\{ \mathbf{x} \in \mathcal{A} \mid x_i \in \operatorname{argmax}_{a \in \mathcal{A}_i} u^i(a, \mathbf{x}_{-i}) \right\}. \quad (2)$$

The set of ε -Nash equilibria of the game \mathcal{G} are those strategy profiles where each player can gain at most ε payoff by deviating from its strategy, and is defined as follows:

$$\varepsilon\text{-}\mathcal{NE}(\mathcal{G}) = \left\{ \mathbf{x} \in \mathcal{A} \mid u^i(x_i, \mathbf{x}_{-i}) \geq u^i(a, \mathbf{x}_{-i}) - \varepsilon, \forall a \in \mathcal{A}_i \text{ and } \forall i \in [p] \right\}. \quad (3)$$

Observation model. Without getting caught up in the dynamics of gameplay — something that is difficult to observe or reason about in real-world scenarios — we abstract the learning problem as follows. Assume that we are given “noisy” observations of strategy profiles, or joint actions, $\mathcal{D} = \{\mathbf{x}^{(l)} \in \mathcal{A}\}_{l \in [n]}$ drawn from a game $\mathcal{G} = (G, \mathcal{U})$. The noise process models our uncertainty over the individual actions of the players due to observation noise, for instance, when we observe the actions through a noisy channel, or due to the unobserved dynamics of gameplay during which equilibrium is reached. By “observations drawn from a game” we simply mean that there exists a distribution \mathcal{P} , from which the strategy profiles are drawn, satisfying the following condition:

$$\forall \mathbf{x}, \mathbf{x}' \text{ such that } \mathbf{x} \in \mathcal{NE}(\mathcal{G}) \text{ and } \mathbf{x}' \in \mathcal{A} \setminus \mathcal{NE}(\mathcal{G}) : \mathcal{P}(\mathbf{x}) > \mathcal{P}(\mathbf{x}').$$

The above condition ensures that the signal level is more than the noise level. This should be compared with the observation model of Ghoshal and Honorio (2017), who assume that $\forall \mathbf{x}' \in \mathcal{A} \setminus \mathcal{NE}(\mathcal{G}), \mathcal{P}(\mathbf{x}') > 0$. Our observation model thus encompasses specific observation models considered in prior literature (Honorio and Ortiz, 2015; Ghoshal and Honorio, 2016): the global and local noise model. The global noise model is parameterized by a constant $q \in (\mathcal{NE}(\mathcal{G})/|\mathcal{A}|, 1)$ such that the probability of observing a strategy profile $\mathbf{x} \in \mathcal{A}$ is given by a mixture of two uniform distributions:

$$\mathcal{P}_q(\mathbf{x}; \mathcal{G}) = q \frac{\mathbf{1}[\mathbf{x} \in \mathcal{NE}(\mathcal{G})]}{|\mathcal{NE}(\mathcal{G})|} + (1 - q) \frac{\mathbf{1}[\mathbf{x} \notin \mathcal{NE}(\mathcal{G})]}{|\mathcal{A}| - |\mathcal{NE}(\mathcal{G})|}. \quad (4)$$

In the local noise model, we observe strategy profiles \mathbf{x} from the PSNE set with each entry (strategy) corrupted independently. Therefore, in the local noise model we have the following distribution over strategy profiles:

$$\mathcal{P}_l(\mathbf{x}; \mathcal{G}) = \frac{1}{|\mathcal{NE}(\mathcal{G})|} \times \sum_{\mathbf{y} \in \mathcal{NE}(\mathcal{G})} \prod_{i=1}^p (q_i)^{\mathbf{1}[x_i=y_i]} \left(\frac{1 - q_i}{m_i - 1} \right)^{\mathbf{1}[x_i \neq y_i]}, \quad (5)$$

with $q_i > 0.5$ for all $i \in [p]$.

In essence, we assume that we observe multiple “stable outcomes” of the game, which may or may not be in equilibria. Treating the outcomes of the game as “samples” observed across multiple “plays” of the same game is a recurring theme in the literature for learning games (c.f. (Honorio and Ortiz, 2015), (Ghoshal and Honorio, 2016), (Ghoshal and Honorio, 2017), (Garg and Jaakkola, 2016)).

The learning problem then corresponds to recovering a game $\widehat{\mathcal{G}} = (\widehat{G}, \widehat{\mathcal{U}})$ from \mathcal{D} such that $\mathcal{NE}(\widehat{\mathcal{G}}) = \mathcal{NE}(\mathcal{G})$ with high probability. *Given that computing a single Nash equilibria is PPAD-complete (Daskalakis et al., 2009), any efficient learning algorithm must learn the game without explicitly computing or enumerating the Nash equilibria of the game.* It has also been shown that

even computing an ε -Nash equilibria is hard under the exponential time hypothesis for PPAD (Rubinstein, 2016). We also emphasize that we do not observe any information about the latent player payoffs, and neither do we impose any restrictions on the payoffs for obtaining our ε -Nash equilibria guarantees. Also, note that in our definition of the learning problem, we do not impose any restriction on the “closeness” of the recovered graph \widehat{G} to the true graph G . This is because multiple graphs G can give rise to the same PSNE set under different payoff functions and thus be *unidentifiable* from observations of joint actions alone (see section 4.4.1 of Honorio and Ortiz (2015) for a counter example.)

3. Method

In this section, we describe our method for learning polymatrix games from observational data. The individual and pairwise payoffs can be equivalently written, in linear form, as follows:

$$\begin{aligned} u^{i,i}(x_i) &= (\boldsymbol{\theta}^{i,0})^T \mathbf{f}^{i,0}(x_i), \\ u^{i,j}(x_i, x_j) &= (\boldsymbol{\theta}^{i,j})^T \mathbf{f}^{i,j}(x_i, x_j), \end{aligned}$$

where for $j \in \mathcal{N}_i$, $\mathbf{f}^{i,j}(x_i, x_j) = (\mathbf{1}[x_i = a, x_j = b])_{a \in \mathcal{A}_i, b \in \mathcal{A}_j}$ and $\boldsymbol{\theta}^{i,j} = (\theta_{a,b}^{i,j})_{a \in \mathcal{A}_i, b \in \mathcal{A}_j}$, $\mathbf{f}^{i,0}(x_i) = (\mathbf{1}[x_i = a])_{a \in \mathcal{A}_i}$ and $\boldsymbol{\theta}^{i,0} = (\theta_a^{i,0})_{a \in \mathcal{A}_i}$. Note that $\mathbf{f}^{i,j} \in \{0, 1\}^{(m_i m_j)}$, $\boldsymbol{\theta}^{i,j} \in \mathbb{R}^{(m_i m_j)} \neq \mathbf{0}$, $\mathbf{f}^{i,0}(x_i) \in \{0, 1\}^{m_i}$, and $\boldsymbol{\theta}^{i,0} \in \mathbb{R}^{m_i}$. Let

$$\begin{aligned} \boldsymbol{\theta}^i &\stackrel{\text{def}}{=} (\boldsymbol{\theta}^{i,0}, \boldsymbol{\theta}^{i,1}, \dots, \boldsymbol{\theta}^{i,i-1}, \boldsymbol{\theta}^{i,i+1}, \dots, \boldsymbol{\theta}^{i,p}), \\ \mathbf{f}^i(x_i, \mathbf{x}_{-i}) &\stackrel{\text{def}}{=} (\mathbf{f}^{i,0}(x_i), \mathbf{f}^{i,1}(x_i, x_1), \dots, \mathbf{f}^{i,i-1}(x_i, x_{i-1}), \\ &\quad \mathbf{f}^{i,i+1}(x_i, x_{i+1}), \dots, \mathbf{f}^{i,p}(x_i, x_p)), \end{aligned} \tag{6}$$

with $\boldsymbol{\theta}^{i,j} = \mathbf{0}$ for $j > 0 \wedge j \notin \mathcal{N}_i$, and $\boldsymbol{\theta}^i \in \mathbb{R}^{(m_i + \sum_{j \in -i} m_i m_j)}$, $\mathbf{f}^i(x_i, \mathbf{x}_{-i}) \in \{0, 1\}^{(m_i + \sum_{j \in -i} m_i m_j)}$. Thus the payoff for the i -th player can be written, in linear form, as:

$$u^i(x_i, \mathbf{x}_{-i}) = (\boldsymbol{\theta}^i)^T \mathbf{f}^i(x_i, \mathbf{x}_{-i}). \tag{7}$$

The learning problem then corresponds to learning the parameters $\boldsymbol{\theta}^i$ for each player i . The sparsity pattern of $\boldsymbol{\theta}^i$ identifies the neighbors of i . The way this differs from the binary strategies considered by Ghoshal and Honorio (2017) is that the parameters $\boldsymbol{\theta}^i$ have a *group-sparsity* structure, i.e., for all $j > 0 \wedge j \notin \mathcal{N}_i$ the entire group of parameters $\boldsymbol{\theta}^{i,j}$ is zero. In order to ensure that the payoffs are finite, we will assume that the parameters for the i -th player belong to the set $\Theta^i \stackrel{\text{def}}{=} \{\mathbf{y} \in \mathbb{R}^{(m_i + \sum_{j \in -i} m_i m_j)} \mid \|\mathbf{y}\|_\infty < \infty\}$.

Our approach for estimating the parameters $\boldsymbol{\theta}^i$ is to perform one-versus-rest multinomial logistic regression with $\ell_{1,2}$ group-sparse regularization. In more detail, we obtain estimators $\widehat{\boldsymbol{\theta}}^i$ by solving the following optimization problem for each $i \in [p]$:

$$\widehat{\boldsymbol{\theta}}^i = \underset{\boldsymbol{\theta} \in \Theta^i}{\operatorname{argmin}} L^i(\mathcal{D}; \boldsymbol{\theta}) + \lambda \|\boldsymbol{\theta}\|_{1,2}, \tag{8}$$

$$L^i(\mathcal{D}; \boldsymbol{\theta}) = \frac{1}{n} \sum_{l=1}^n \ell^i(\mathbf{x}^{(l)}; \boldsymbol{\theta}), \tag{9}$$

$$\ell^i(\mathbf{x}; \boldsymbol{\theta}) = -\log \left(\frac{\exp(\boldsymbol{\theta}^T \mathbf{f}^i(x_i, \mathbf{x}_{-i}))}{\sum_{a \in \mathcal{A}_i} \exp(\boldsymbol{\theta}^T \mathbf{f}^i(a, \mathbf{x}_{-i}))} \right), \tag{10}$$

where $\|\boldsymbol{\theta}\|_{1,2} = \sum_{j \in [p]} \|\boldsymbol{\theta}_j\|_2$, with $\boldsymbol{\theta}_j$ being the j -th group of $\boldsymbol{\theta}$. When referring to a block of a matrix or vector we will use bold letters, e.g., $\boldsymbol{\theta}_j$ denotes the j -th group or block of $\boldsymbol{\theta}$, while θ_j denotes the j -th element of $\boldsymbol{\theta}$. In general, we define the $\ell_{a,b}$ group structured norm as follows: $\|\boldsymbol{\theta}\|_{a,b} = \|(\|\boldsymbol{\theta}_1\|_b, \dots, \|\boldsymbol{\theta}_p\|_b)\|_a$. Also, when using group structured norms, we will use the group structure as shown in (6), i.e., we will assume that there are p groups and, in the context of the i -th player, the sizes of the groups are: $\{m_i, m_i m_1, \dots, m_i m_{i-1}, m_i m_{i+1}, \dots, m_i m_p\}$. Finally, we will define the support set of $\boldsymbol{\theta}^i$ as the set of all indices corresponding to the active groups, i.e., $S_i = \{(j, k) | j \in \{0\} \cup \mathcal{N}_i \text{ and } k \in [m_i] \text{ for } j = 0, k \in [m_i m_j] \text{ for } j > 0\}$, where j can be thought of as indexing the groups, while k can be thought of as the indexing the elements within the j -th group. Thus, $|S_i| = m_i + \sum_{j \in \mathcal{N}_i} m_i m_j$.

After estimating the parameters $\hat{\boldsymbol{\theta}}^i$ for each $i \in [p]$, the payoff functions are simply estimated to be $\hat{u}^i(x_i, \mathbf{x}_{-i}) = (\hat{\boldsymbol{\theta}}^i)^T \mathbf{f}^i(x_i, \mathbf{x}_{-i})$. Finally, the graph $\hat{G} = ([p], \hat{E})$ is given by the group-sparsity structure of \hat{u}^i s, i.e., $\hat{u}^{i,j}(\cdot, \cdot) \neq 0 \implies (i, j) \in \hat{E}$.

4. Sufficient Conditions

First, we obtain sufficient conditions on the number of samples n to ensure successful PSNE recovery. Since our theoretical results depend on certain properties of the Hessian of the loss function defined above, we introduce the Hessian matrix in this paragraph. Let $\mathbf{H}^i(\mathbf{x}; \boldsymbol{\theta})$ denote the Hessian of $\ell^i(\mathbf{x}; \boldsymbol{\theta})$. A little calculation shows that the (j, k) -th block of the Hessian matrix for the i -th player is given as:

$$\mathbf{H}_{j,k}^i(\mathbf{x}; \boldsymbol{\theta}) = \sum_{a \in \mathcal{A}_i} \sigma^i(a, \mathbf{x}_{-i}; \boldsymbol{\theta}) \mathbf{f}^{i,j}(a, x_j) (\mathbf{f}^{i,k}(a, x_k))^T - \left\{ \left(\sum_{a \in \mathcal{A}_i} \sigma^i(a, \mathbf{x}_{-i}; \boldsymbol{\theta}) \mathbf{f}^{i,j}(a, x_j) \right) \times \left(\sum_{a \in \mathcal{A}_i} \sigma^i(a, \mathbf{x}_{-i}; \boldsymbol{\theta}) \mathbf{f}^{i,k}(a, x_k) \right)^T \right\}, \quad (11)$$

$$\sigma^i(x, \mathbf{x}_{-i}; \boldsymbol{\theta}) = \frac{\exp(\boldsymbol{\theta}^T \mathbf{f}^i(x, \mathbf{x}_{-i}))}{\sum_{a \in \mathcal{A}_i} \exp(\boldsymbol{\theta}^T \mathbf{f}^i(a, \mathbf{x}_{-i}))}, \quad (12)$$

where we have overloaded the notation $\mathbf{f}^{i,j}(x_i, x_j)$ to also include $\mathbf{f}^{i,0}(x_i)$, i.e., we let $\mathbf{f}^{i,0}(x_i, x_0) \stackrel{\text{def}}{=} \mathbf{f}^{i,0}(x_i)$. We will denote the i -th expected Hessian matrix at any parameter $\boldsymbol{\theta} \in \Theta^i$ as $\mathbf{H}^i(\boldsymbol{\theta}) = \mathbb{E}_{\mathbf{x}} [\mathbf{H}^i(\mathbf{x}; \boldsymbol{\theta})]$, and the i -th Hessian matrix at the true parameter $\boldsymbol{\theta}^i$ as $\mathbf{H}^i(\boldsymbol{\theta}^i)$. We will also drop the superscript i from the i -th Hessian matrix, whenever clear from context. We will denote the finite sample version of $\mathbf{H}^i(\boldsymbol{\theta}^i)$ by $\mathbf{H}^i(\mathcal{D}, \boldsymbol{\theta}^i)$, i.e., $\mathbf{H}^i(\mathcal{D}, \boldsymbol{\theta}^i) = \frac{1}{n} \sum_{l=1}^n \mathbf{H}^i(\mathbf{x}^{(l)}, \boldsymbol{\theta}^i)$. Finally, we will denote the Hessian matrix restricted to the true support set S_i by: $\mathbf{H}^i(\cdot; \boldsymbol{\theta}_{S_i}^i) \in \mathbb{R}^{|S_i| \times |S_i|}$. In order to prove our main result, we will present a series of technical lemmas slowly building towards our main result. Detailed proofs of the lemmas are given in Appendix A.

The following lemma states that the i -th population Hessian is positive definite. Specifically, the i -th population Hessian evaluated at the true parameter $\boldsymbol{\theta}^i$, are positive definite with the minimum eigenvalue being C_{\min} . We prove the following lemma by showing that the loss function given by (10), when restricted to an arbitrary line, is strongly convex as long as the payoffs are finite.

Lemma 1 (Minimum eigenvalue of population Hessian). *For $\boldsymbol{\theta}^i \in \Theta^i$, $\lambda_{\min}(\mathbf{H}^i(\boldsymbol{\theta}^i)) \stackrel{\text{def}}{=}} C_{\min} > 0$.*

Given that population Hessian matrices are positive-definite, we then show that the finite sample Hessian matrices, evaluated at any parameter $\boldsymbol{\theta}_{S_i}$, are positive definite with high probability. We use tools from random matrix theory developed by (Tropp, 2012) to prove the following lemma.

Lemma 2 (Minimum eigenvalue of finite sample Hessian). *Let $\boldsymbol{\theta} \in \Theta^i$ be any arbitrary vector and let $\lambda_{\min}(\mathbf{H}^i(\boldsymbol{\theta}_{S_i})) \stackrel{\text{def}}{=} \lambda_{\min} > 0$. Then, if the number of samples satisfies the following condition:*

$$n \geq \frac{8(d_i + 1)}{\lambda_{\min}} \log \left(\frac{m_i(1 + d_i m)}{\delta} \right),$$

then $\lambda_{\min}(\mathbf{H}^i(\mathcal{D}; \boldsymbol{\theta}_{S_i})) \geq \frac{\lambda_{\min}}{2}$ with probability at least $1 - \delta$ for some $\delta \in (0, 1)$.

Now that we have shown that the loss function given by (10) is strongly convex (Lemmas 1 and 2), we exploit strong convexity to control the difference between the true parameter and the estimator $\|\boldsymbol{\theta}^i - \widehat{\boldsymbol{\theta}}^i\|_{1,2}$. However, before proceeding further, we need to bound the $\ell_{\infty,2}$ norm of the gradient, as done in the following lemma. We prove the lemma by using McDiarmid's inequality to show that in each group the finite sample gradient concentrates around the expected gradient, and then use a union bound over all the groups to control the $\ell_{\infty,2}$ norm.

Lemma 3 (Gradient bound). *Let $\|\mathbb{E}_{\mathbf{x}} [\nabla \ell^i(\mathbf{x}; \boldsymbol{\theta}^i)]\|_{\infty,2} = \nu$, then we have that*

$$\|\nabla L^i(\mathcal{D}; \boldsymbol{\theta}^i)\|_{\infty,2} \leq \nu + \sqrt{\frac{2}{n} \log \left(\frac{2(d_i + 1)}{\delta} \right)},$$

with probability at least $1 - \delta$.

Note that the expected gradient at the parameter $\boldsymbol{\theta}^i$ does not vanish, i.e., $\|\mathbb{E}_{\mathbf{x}} [\nabla \ell^i(\mathbf{x}; \boldsymbol{\theta}^i)]\|_{\infty,2} = \nu$. This is because of the mismatch between the generating distribution \mathcal{P} and the softmax distribution used for learning the parameters, as in (10). Indeed, if the data were drawn from a Markov random field, which induces a softmax distribution on the conditional distribution of node given the rest of the nodes, the parameter $\nu = 0$. However this is not the case for us. An unfortunate consequence of this is that, even with an infinite number of samples, our method will not be able to recover the parameters $\boldsymbol{\theta}^i$ exactly. Thus, without additional assumptions on the payoffs, our method only recovers the ε -Nash equilibrium of the game.

With the required technical results in place, we are now ready to bound $\|\boldsymbol{\theta}^i - \widehat{\boldsymbol{\theta}}^i\|_{1,2}$. Our analysis has two steps. First, we bound the norm in the true support set, i.e., $\|\boldsymbol{\theta}_{S_i}^i - \widehat{\boldsymbol{\theta}}_{S_i}^i\|_{1,2}$. Then, we show that the norm of the difference between the true parameter and the estimator, outside the support set, is a constant factor (specifically 3) of the difference in the support set. For the first step we use a proof technique originally developed by Rothman et al. (2008) in a different context, while the second step follows from matrix algebra and optimality of the estimator $\widehat{\boldsymbol{\theta}}^i$ for the problem (8).

The following technical lemma, which will be used later on in our proof to bound $\|\widehat{\boldsymbol{\theta}}_{S_i}^i - \boldsymbol{\theta}_{S_i}^i\|_{1,2}$, lower bounds the minimum eigenvalue of the i -th population Hessian at an arbitrary parameter $\boldsymbol{\theta} \in \Theta^i$, in terms of the minimum eigenvalue of the i -th population Hessian at the true parameter $\boldsymbol{\theta}^i$.

Lemma 4 (Minimum population eigenvalue at arbitrary parameter). *Let $\boldsymbol{\theta} \in \Theta^i$ be any vector. Then the minimum eigenvalue of i -th population Hessian matrix evaluated at $\boldsymbol{\theta}_{S_i}$ is lower bounded as follows:*

$$\lambda_{\min}(\mathbf{H}^i(\boldsymbol{\theta}_{S_i})) \geq \lambda_{\min}(\mathbf{H}^i(\boldsymbol{\theta}_{S_i}^i)) - \frac{1}{4}(d_i + 1)m^2 \|\boldsymbol{\theta}_{S_i} - \boldsymbol{\theta}_{S_i}^i\|_{1,2}.$$

Now, we are ready to bound the difference between the true parameter $\boldsymbol{\theta}^i$ and its estimator $\widehat{\boldsymbol{\theta}}^i$, in the true support set S_i .

Lemma 5 (Error of the i -th estimator on the support set). *If the regularization parameter and number of samples satisfy the following condition:*

$$\lambda \geq 2 \left(\nu + \sqrt{\frac{2}{n} \log \left(\frac{2(d_i + 1)}{\delta} \right)} \right),$$

$$n > \frac{2}{N(m, d_i)} \log \left(\frac{2(d_i + 1)}{\delta} \right),$$

where $N(m, d_i) = \{C_{\min}/(36m^2(d_i+1)^2) - \nu\}^2$, and $C_{\min} \stackrel{\text{def}}{=} \lambda_{\min}(\mathbf{H}^i(\boldsymbol{\theta}_{S_i}^i))$; then with probability at least $1 - \delta$, for some $\delta \in (0, 1)$, we have:

$$\|\widehat{\boldsymbol{\theta}}_{S_i}^i - \boldsymbol{\theta}_{S_i}^i\|_{1,2} \leq \frac{6(d_i + 1)}{C_{\min}} \lambda. \quad (13)$$

Next, we bound the difference between the true parameter $\boldsymbol{\theta}^i$ and its estimator $\widehat{\boldsymbol{\theta}}^i$.

Lemma 6 (Error of the i -th parameter estimator). *Under the same conditions on the regularization parameter and number of samples as in Lemma 5 we have, with probability at least $1 - \delta$ for some $\delta \in (0, 1)$,*

$$\|\widehat{\boldsymbol{\theta}}^i - \boldsymbol{\theta}^i\|_{1,2} \leq \frac{24(d_i + 1)}{C_{\min}} \lambda.$$

Now that we have control over $\|\boldsymbol{\theta}^i - \widehat{\boldsymbol{\theta}}^i\|_{1,2}$ for all $i \in [p]$, we are ready to prove our main result concerning the sufficient number of samples needed by our method to guarantee PSNE recovery with high probability.

Theorem 1. *Let $\mathcal{G} = (G, \mathcal{U})$, with $\mathcal{U} = \{u^i : \mathcal{A}_{-i} \rightarrow \mathbb{R}\}_{i \in [p]}$, be the true potential graphical game over p players and maximum degree d , from which the data set \mathcal{D} is drawn. Let $\widehat{\mathcal{G}} = (\widehat{G}, \widehat{\mathcal{U}})$, with $\widehat{\mathcal{U}} = \{\widehat{u}^i : \mathcal{A}_{-i} \rightarrow \mathbb{R}\}_{i \in [p]}$, be the game learned from the data set \mathcal{D} by solving the optimization problem (8) for each $i \in [p]$. Then if the regularization parameter and the number of samples satisfy the condition:*

$$\lambda \geq 2 \left(\nu + \sqrt{\frac{2}{n} \log \left(\frac{2p(d+1)}{\delta} \right)} \right),$$

$$n > \max \left\{ \frac{2}{N(m, d)} \log \left(\frac{2p(d+1)}{\delta} \right), \frac{8(d+1)}{C_{\min}} \log \left(\frac{m(1+dm)}{\delta} \right) \right\},$$

where $N(m, d) = \{C_{\min}/(36m^2(d+1)^2) - \nu\}^2$, then we have that the following hold with probability at least $1 - \delta$, for some $\delta \in (0, 1)$:

(i) $\mathcal{NE}(\widehat{\mathcal{G}}) = \varepsilon\text{-}\mathcal{NE}(\mathcal{G})$, with $\varepsilon = \frac{48(d_i+1)}{C_{\min}} \lambda$.

(ii) Additionally, if the true game \mathcal{G} satisfies the condition: $\forall i \in [p], \forall (x_i, \mathbf{x}_{-i}), (x'_i, \mathbf{x}_{-i}) \in \mathcal{A}$ such that $(x_i, \mathbf{x}_{-i}) \in \mathcal{NE}(\mathcal{G}) \wedge (x'_i, \mathbf{x}_{-i}) \notin \mathcal{NE}(\mathcal{G}) \implies u^i(x_i, \mathbf{x}_{-i}) > u^i(x'_i, \mathbf{x}_{-i}) + \varepsilon$. Then, $\mathcal{NE}(\widehat{\mathcal{G}}) = \mathcal{NE}(\mathcal{G})$.

Proof. Note that $\|\mathbf{f}^i(x_i, \mathbf{x}_{-i})\|_{\infty,2} = \max\{\|\mathbf{f}^{i,0}(x_i)\|_2, \|\mathbf{f}^{i,1}(x_i, x_1)\|_2, \dots, \|\mathbf{f}^{i,p}(x_i, x_p)\|_2\} = 1$, for any $\mathbf{x} \in \mathcal{A}$, since each binary vector $\mathbf{f}^{i,j}(x_i, x_j)$ has a single “1” at exactly one location. Then,

from the Cauchy-Schwartz inequality, Lemma 6, and a union bound over all players, we have that:

$$\begin{aligned}
(\forall \mathbf{x} \in \mathcal{A}, \forall i \in [p]) \quad & |\widehat{u}^i(x_i, \mathbf{x}_{-i}) - u^i(x_i, \mathbf{x}_{-i})| = |(\widehat{\boldsymbol{\theta}}^i - \boldsymbol{\theta}^i)^T \mathbf{f}^i(x_i, \mathbf{x}_{-i})| \\
& \leq \|\widehat{\boldsymbol{\theta}}^i - \boldsymbol{\theta}^i\|_{1,2} \|\mathbf{f}^i(x_i, \mathbf{x}_{-i})\|_{\infty,2} \\
& = \|\widehat{\boldsymbol{\theta}}^i - \boldsymbol{\theta}^i\|_{1,2} \leq \frac{24(d_i + 1)}{C_{\min}} \lambda = \frac{\varepsilon}{2}, \quad (14)
\end{aligned}$$

with probability at least $1 - p\delta$. Now consider any $\mathbf{x} \in \mathcal{NE}(\widehat{\mathcal{G}})$ and any $i \in [p]$. Since $\mathbf{x} \in \mathcal{NE}(\widehat{\mathcal{G}})$, we have from (14), $(\forall x'_i \in \mathcal{A}_i)$:

$$\begin{aligned}
u^i(x_i, \mathbf{x}_{-i}) + \varepsilon/2 & \geq \widehat{u}^i(x_i, \mathbf{x}_{-i}) \geq \widehat{u}^i(x'_i, \mathbf{x}_{-i}) \\
\implies u^i(x_i, \mathbf{x}_{-i}) & \geq \widehat{u}^i(x'_i, \mathbf{x}_{-i}) - \varepsilon/2 \\
\implies u^i(x_i, \mathbf{x}_{-i}) & \geq u^i(x'_i, \mathbf{x}_{-i}) - \varepsilon,
\end{aligned}$$

where the last line again follows from (14). This proves that $\mathcal{NE}(\widehat{\mathcal{G}}) \subseteq \varepsilon\text{-}\mathcal{NE}(\mathcal{G})$. Using exactly the same arguments as above, we can also show that for any $\mathbf{x} \in \mathcal{NE}(\mathcal{G})$:

$$\widehat{u}^i(x_i, \mathbf{x}_{-i}) \geq \widehat{u}^i(x_i, \mathbf{x}_{-i}) - \varepsilon \quad (\forall x'_i \in \mathcal{A}_i),$$

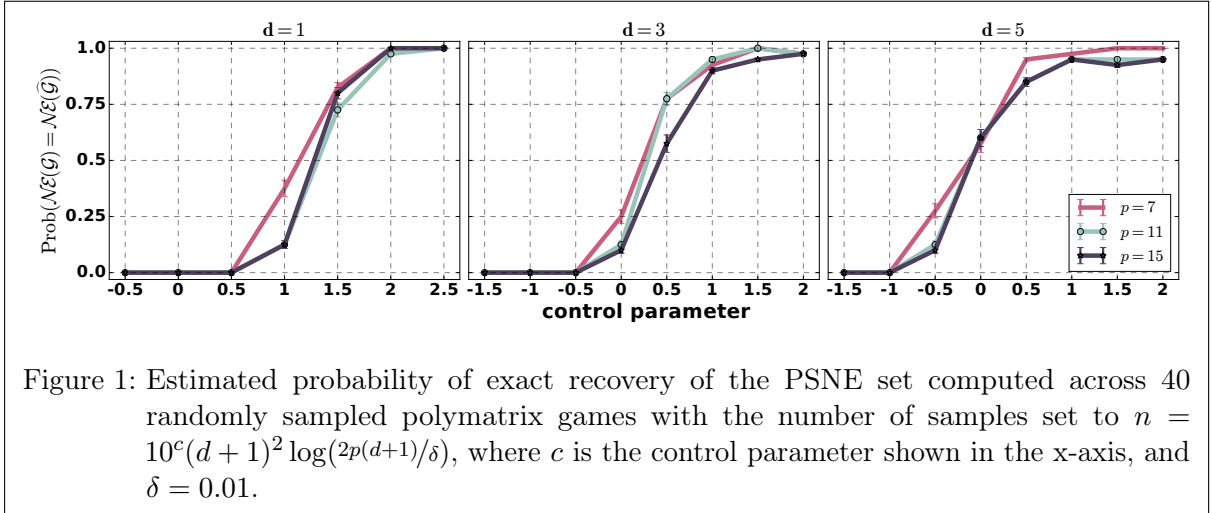
which proves that $\mathcal{NE}(\mathcal{G}) \subseteq \varepsilon\text{-}\mathcal{NE}(\widehat{\mathcal{G}})$. Thus we have that $\mathcal{NE}(\widehat{\mathcal{G}}) = \varepsilon\text{-}\mathcal{NE}(\mathcal{G})$, i.e., the set of joint strategy profiles $\mathbf{x} \in \mathcal{NE}(\widehat{\mathcal{G}})$ form an ε -Nash equilibrium set of the true game \mathcal{G} . This proves our first claim. For our second claim, consider any $(x_i, \mathbf{x}_{-i}) \in \mathcal{NE}(\mathcal{G})$ and $(x'_i, \mathbf{x}_{-i}) \notin \mathcal{NE}(\mathcal{G})$. Then:

$$\begin{aligned}
u^i(x_i, \mathbf{x}_{-i}) & > u^i(x'_i, \mathbf{x}_{-i}) + \varepsilon \\
\implies \widehat{u}^i(x_i, \mathbf{x}_{-i}) + \varepsilon/2 & > \widehat{u}^i(x'_i, \mathbf{x}_{-i}) - \varepsilon/2 + \varepsilon \\
\implies \widehat{u}^i(x_i, \mathbf{x}_{-i}) & > \widehat{u}^i(x'_i, \mathbf{x}_{-i}) \\
\implies (x_i, \mathbf{x}_{-i}) & \in \mathcal{NE}(\widehat{\mathcal{G}}) \wedge (x'_i, \mathbf{x}_{-i}) \notin \mathcal{NE}(\widehat{\mathcal{G}}),
\end{aligned}$$

where the first line holds by assumption, and the second line again follows from (14). Thus we have that $\mathcal{NE}(\mathcal{G}) = \mathcal{NE}(\widehat{\mathcal{G}})$. By setting the probability of error $p\delta = \delta'$ for some $\delta' \in (0, 1)$ we prove our claim. The second part of the lower bound on the number of samples is due to Lemma 2. \square

Remark 1. *The sufficient number of samples needed by our method to guarantee PSNE recovery, with probability at least $1 - \delta$, scales as $\mathcal{O}(m^4 d^4 \log(pd/\delta))$. This should be compared with the results of Jalali et al. (2011) for learning undirected graphical models. They show that $\mathcal{O}(m^2 d^2 \log(m^2 p))$ are sufficient for learning m -ary discrete graphical models. However, their sample complexity hides a constant K that is related to the maximum eigenvalue of the scatter matrix, which we have upper bounded by $m^2 d^2$ in our case, leading to a slightly higher sample complexity.*

Remark 2. *Note that as $n \rightarrow \infty$, the regularization parameter $\lambda \rightarrow 2\nu$, where ν is the maximum norm of the expected gradient at the true parameter $\boldsymbol{\theta}^i$ across all $i \in [p]$. Thus, even with an infinite number of samples, our method recovers the ε -Nash equilibria set of the true game with $\varepsilon \rightarrow \frac{96(d_i+1)\nu}{C_{\min}}$ as $n \rightarrow \infty$.*



5. Necessary Conditions

In this section, we obtain an information-theoretic lower bound on the number of samples needed to learn sparse polymatrix games. Let $\mathfrak{G}_{p,d,m}$ be set of polymatrix games over p players, with degree at most d , and maximum number of strategies per player being m . Our approach for doing so is to treat the inference procedure as a communication channel, where nature picks a game \mathcal{G}^* from the set $\mathfrak{G}_{p,d,m}$ and then generates a data set \mathcal{D} of n strategy profiles. A decoder $\psi : \mathcal{A}^n \rightarrow \mathfrak{G}_{p,d,m}$ then maps \mathcal{D} to a game $\hat{\mathcal{G}} \in \mathfrak{G}_{p,d,m}$. We wish to obtain lower bounds on the number of samples required by any decoder ψ to recover the true game consistently. In this setting, we define the *minimax* estimation error as follows:

$$p_{\text{err}} = \min_{\psi} \sup_{\mathcal{G}^* \in \mathfrak{G}_{p,d,m}} \Pr \{ \mathcal{N}\mathcal{E}(\psi(\mathcal{D})) \neq \mathcal{N}\mathcal{E}(\mathcal{G}^*) \},$$

where the probability is computed over the data distribution. For obtaining necessary conditions on the sample complexity, we assume that the data distribution follows the global noise model described in (4). The following theorem prescribes the number of samples needed for learning sparse polymatrix games. Our proof of the theorem constitutes constructing restricted ensembles of “hard-to-learn” polymatrix games, from which nature picks a game uniformly at random and generates data. We then use the Fano’s technique to lower bound the minimax error. The use of restricted ensembles is customary for obtaining information-theoretic lower bounds, c.f. (Santhanam and Wainwright, 2012; Wang et al., 2010).

Theorem 2. *If the number of samples $n \leq \frac{\log(m^d - m) \binom{p}{d}}{2 \log 2} - 1$, then estimation fails with $p_{\text{err}} \geq 1/2$.*

Proof. Consider the following restricted ensemble $\tilde{\mathfrak{G}} \subset \mathfrak{G}_{p,d,m}$ of p -player polymatrix games with degree d , and the set of pure-strategies of each player being $\mathcal{A}_i = [m]$. Each $\mathcal{G} = (G, \mathcal{U}) \in \tilde{\mathfrak{G}}_{p,d,m}$ is characterized by a set \mathcal{I} of *influential players*, and a set $\mathcal{I}^c \stackrel{\text{def}}{=} [p] \setminus \mathcal{I}$ of *non-influential* players, with $|\mathcal{I}| = d$. The graph G is a complete (directed) bipartite graph from the set \mathcal{I} to \mathcal{I}^c . After picking the graph structure G , nature fixes the strategies of the influential players to some

$\mathbf{a} \in \{\mathbf{b} \in [m]^{\mathcal{I}} \mid \exists i, j \in \mathcal{I} \text{ such that } b_i \neq b_j\}$. Finally, the payoff matrices are chosen as follows:

$$\begin{aligned} u^{i,i}(x_i) &= \mathbf{1}[x_i = a_i] & (\forall i \in \mathcal{I}) \\ u^{j,j}(x_j) &= \frac{1}{(2x_j)} & (\forall j \in \mathcal{I}^c) \\ u^{j,i}(x_j, x_i) &= \mathbf{1}[x_j = x_i] & (\forall i \in \mathcal{I} \wedge j \in \mathcal{I}^c). \end{aligned}$$

Therefore, each $\mathcal{G} \in \tilde{\mathfrak{G}}$ game has a exactly one unique Nash equilibrium where the influential players play \mathbf{a} (decided by nature) and the non-influential players play $\mathbf{maj}(\mathbf{a})$ — where $\mathbf{maj}(\mathbf{a})$ returns the majority strategy among \mathbf{a} , and in case of a tie between two or more strategies it returns the numerically lowest strategy (recall that the pure-strategy set for each player is $[m]$). Thus we have that $|\tilde{\mathfrak{G}}| = (m^d - m) \binom{p}{d}$. Nature picks a game \mathcal{G} uniformly at random from $\tilde{\mathfrak{G}}$ by randomly selecting a set of d players as “influential”, and then selecting a strategy profile \mathbf{a} uniformly at random for the influential players and setting the payoff matrices as described earlier. Nature then generates a dataset \mathcal{D} using the global noise model with parameter $q \in (1/m^p, 2/(m^p+1)]$. Then from the Fano’s inequality we have that:

$$p_{\text{err}} \geq 1 - \frac{I(\mathcal{D}; \mathcal{G}) + \log 2}{H(\mathcal{G})}, \quad (15)$$

where $I(\cdot; \cdot)$ and $H(\cdot)$ denote mutual information and entropy respectively. The mutual information $I(\mathcal{D}; \mathcal{G})$ can be bounded, using a result by Yu (1997), as follows:

$$I(\mathcal{D}; \mathcal{G}) \leq \frac{1}{|\tilde{\mathfrak{G}}|^2} \sum_{\mathcal{G}_1 \in \tilde{\mathfrak{G}}} \sum_{\mathcal{G}_2 \in \tilde{\mathfrak{G}}} \mathbb{KL}(\mathcal{P}_{\mathcal{D}|\mathcal{G}=\mathcal{G}_1} \parallel \mathcal{P}_{\mathcal{D}|\mathcal{G}=\mathcal{G}_2}), \quad (16)$$

where $\mathcal{P}_{\mathcal{D}|\mathcal{G}=\mathcal{G}_1}$ (respectively $\mathcal{P}_{\mathcal{D}|\mathcal{G}=\mathcal{G}_2}$) denotes the data distribution under \mathcal{G}_1 (respectively \mathcal{G}_2). The KL divergence term from 16 can be bounded as follows:

$$\begin{aligned} \mathbb{KL}(\mathcal{P}_{\mathcal{D}|\mathcal{G}=\mathcal{G}_1} \parallel \mathcal{P}_{\mathcal{D}|\mathcal{G}=\mathcal{G}_2}) &= n \sum_{\mathbf{x} \in \mathcal{A}} \mathcal{P}_{\mathcal{D}|\mathcal{G}=\mathcal{G}_1} \log \frac{\mathcal{P}_{\mathcal{D}|\mathcal{G}=\mathcal{G}_1}}{\mathcal{P}_{\mathcal{D}|\mathcal{G}=\mathcal{G}_2}} \\ &= n \left\{ \sum_{\mathbf{x} \in \mathcal{N}\mathcal{E}(\mathcal{G}_1)} q \log \frac{q(m^p - 1)}{1 - q} + \sum_{\mathbf{x} \in \mathcal{N}\mathcal{E}(\mathcal{G}_2)} \frac{(1 - q)}{m^p - 1} \log \frac{1 - q}{q(m^p - 1)} \right\} \\ &= \frac{n(qm^p - 1)}{m^p - 1} \log \left(\frac{q(m^p - 1)}{1 - q} \right) \\ &\leq n \log \left(\frac{q(m^p - 1)}{1 - q} \right) \leq n \log 2, \end{aligned} \quad (17)$$

where the first line follows from the fact that the samples are i.i.d , the second line follows from the fact the the distributions $\mathcal{P}_{\mathcal{D}|\mathcal{G}=\mathcal{G}_1}$ and $\mathcal{P}_{\mathcal{D}|\mathcal{G}=\mathcal{G}_2}$ assign the same probability to $\mathbf{x} \in \mathcal{A} \setminus (\mathcal{N}\mathcal{E}(\mathcal{G}_1) \cup \mathcal{N}\mathcal{E}(\mathcal{G}_2))$, and the last line follows from the fact that $q \in (1/m^p, 2/(m^p+1)]$. Putting together (15), (16) and (17), we have that if

$$n \leq \frac{\log(m^d - m) \binom{p}{d}}{2 \log 2} - 1,$$

then $p_{\text{err}} \geq 1/2$. Since, learning the ensemble \mathfrak{G} is at least as hard as learning a subset of \mathfrak{G} , our claim follows. \square

Remark 3. *From the above theorem we have that, the number of samples needed by any conceivable method, to recover the PSNE set consistently, is $\Omega(d \log(pm))$, assuming that $d = o(p)$. Therefore, the method based on $\ell_{1,2}$ -regularized logistic regression is information-theoretically optimal in the number of players, for learning sparse polymatrix games.*

6. Experiments

In order to validate our theoretical results, we performed various synthetic experiments by sampling a random polymatrix game, generating data from the sampled game, and then using our method to learn the game from the sampled data. We estimated the probability that our method learns the “correct” game, i.e., a game with the same PSNE set as the true game, across 40 randomly sampled games for each value of $p \in \{7, 11, 15\}$ and $d \in \{1, 3, 5\}$. The results are shown in Figure 1. We observe that the scaling of the sample complexity prescribed by Theorem 1 indeed holds in practice. The results show a phase transition behavior, where if the number of samples is less than $c(d+1)^2 \log(p^{(d+1)}/\delta)$, for some constant c , then PSNE recovery fails with high probability, while if the number of samples is at least $C(d+1)^2 \log(p^{(d+1)}/\delta)$, for some constant C , then PSNE recovery succeeds with high probability. More details about our synthetic experiments can be found in Appendix B.

We also evaluated our algorithm on real-world data sets containing (i) U.S. supreme court rulings, (ii) U.S. congressional voting records, and (iii) U.N. General Assembly roll-call votes.

Our algorithm recovers connected components corresponding to liberal and conservative blocs of justices within the Supreme Court of the U.S. The Nash equilibria consists of strategy profiles where all justices vote unanimously, as well as strategy profiles where the conservative and liberal blocs vote unanimously but in opposition to each other.

The game graph recovered from congressional voting records, groups Democrats and Republicans in separate components. Moreover, we observed that the connected components groups senators belonging to the same state or geographic region together. The recovered PSNE set sheds light on the voting patterns of senators — senators belonging to the same connected component vote (almost) identically on bills.

Finally, on the U.N. voting data set our method recovered connected components comprising of Arab League countries and Southeast Asian countries respectively. As was the case with the aforementioned data sets, the PSNE set grouped countries that vote almost identically on U.N. resolutions.

We were also able to compute the price of anarchy (PoA) for each data set, which quantifies the degradation of performance caused by selfish behavior of non-cooperative agents. For the two supreme court voting data sets, the PoA was 1.9 and 1.6 respectively. For the congressional voting data set the PoA was 2.6, while for the united nations voting data set the PoA was 3.0. More details and results from our real-world experiments can be found in Appendix C.

Concluding Remarks. We conclude this exposition with a discussion of potential avenues for future work. In this paper we considered the problem of learning a very general, and widely used, class of graphical games called polymatrix games, involving players with pure strategies. One can also consider *mixed strategies*, which would entail learning distributions, instead of “sets”, under the framework of non-cooperative maximization of utility. Further, one can also consider other solution concepts like *correlated equilibria*.

References

- Ben-Zwi, O. and Ronen, A. (2011). Local and global price of anarchy of graphical games. *Theoretical Computer Science*, 412(12-14):1196–1207.
- Blum, B., Shelton, C. R., and Koller, D. (2006). A continuation method for nash equilibria in structured games. *Journal of Artificial Intelligence Research*, 25:457–502.
- Boyd, S. and Vandenberghe, L. (2004). *Convex optimization*. Cambridge university press.
- Daskalakis, C., Goldberg, P. W., and Papadimitriou, C. H. (2009). The complexity of computing a Nash equilibrium. *SIAM Journal on Computing*, 39(1):195–259.
- Garg, V. and Jaakkola, T. (2016). Learning Tree Structured Potential Games. In *Advances in Neural Information Processing Systems 29*, pages 1552–1560.
- Ghoshal, A. and Honorio, J. (2016). From behavior to sparse graphical games: Efficient recovery of equilibria. In *54th Annual Allerton Conference on Communication, Control, and Computing*, pages 1220–1227.
- Ghoshal, A. and Honorio, J. (2017). Learning graphical games from behavioral data: Sufficient and necessary conditions. In *Artificial Intelligence and Statistics*, pages 1532–1540.
- Honorio, J. and Ortiz, L. (2015). Learning the structure and parameters of large-population graphical games from behavioral data. *Journal of Machine Learning Research*, 16:1157–1210.
- Irfan, M. T. and Ortiz, L. E. (2014). On influence, stable behavior, and the most influential individuals in networks: A game-theoretic approach. *Artificial Intelligence*, 215:79–119.
- Jalali, A., Ravikumar, P., Vasuki, V., and Sanghavi, S. (2011). On Learning Discrete Graphical Models using Group-Sparse Regularization. In *AISTATS*, pages 378–387.
- Janovskaja, E. (1968). Equilibrium situations in multi-matrix games. *Litovskii Matematicheskii Sbornik*, 8:381–384.
- Jiang, A. X. and Leyton-Brown, K. (2011). Polynomial-time computation of exact correlated equilibrium in compact games. In *Proceedings of the 12th ACM conference on Electronic commerce*, pages 119–126. ACM.
- Johnson, C. R. and Nysten, P. (1991). Monotonicity properties of norms. *Linear Algebra and its Applications*, 148:43–58.
- Kakade, S., Kearns, M., Langford, J., and Ortiz, L. (2003). Correlated equilibria in graphical games. In *Proceedings of the 4th ACM Conference on Electronic Commerce*, pages 42–47. ACM.
- Rothman, A. J., Bickel, P. J., Levina, E., and Zhu, J. (2008). Sparse permutation invariant covariance estimation. *Electronic Journal of Statistics*, 2:494–515.
- Rubinstein, A. (2016). Settling the complexity of computing approximate two-player Nash equilibria. *arXiv:1606.04550 [cs]*. arXiv: 1606.04550.
- Santhanam, N. P. and Wainwright, M. J. (2012). Information-theoretic limits of selecting binary graphical models in high dimensions. *Information Theory, IEEE Transactions on*, 58(7):4117–4134.

- Tropp, J. A. (2012). User-friendly tail bounds for sums of random matrices. *Foundations of computational mathematics*, 12(May):389–434.
- Wang, W., Wainwright, M. J., and Ramchandran, K. (2010). Information-theoretic bounds on model selection for Gaussian Markov random fields. In *ISIT*, pages 1373–1377. Citeseer.
- Yu, B. (1997). *Festschrift for Lucien Le Cam: Research Papers in Probability and Statistics*, chapter Assouad, Fano, and Le Cam, pages 423–435. Springer New York, New York, NY.

Appendix A Detailed Proofs

Proof of Lemma 1 (Minimum eigenvalue of population Hessian).

Fix any $\boldsymbol{\theta}^0, \boldsymbol{\theta}^1 \in \Theta^i$, with $\boldsymbol{\theta}^1 \neq \mathbf{0}$. For any $t \in (-\infty, \infty)$, let $F(t; x_i) \stackrel{\text{def}}{=} (\boldsymbol{\theta}^0 + t\boldsymbol{\theta}^1)^T \mathbf{f}(x_i, \mathbf{x}_{-i})$. Then for $\mathbf{x} \in \mathcal{A}$,

$$\ell(\mathbf{x}; \boldsymbol{\theta}^0 + t\boldsymbol{\theta}^1) = -F(t; x_i) + \log\left(\sum_{a \in \mathcal{A}_i} \exp(F(t; a))\right). \quad (18)$$

A little calculation shows that the double derivative of $\ell(\mathbf{x}; \boldsymbol{\theta}^0 + t\boldsymbol{\theta}^1)$ with respect to t is as follows:

$$\begin{aligned} \frac{\partial^2 \ell(\mathbf{x}; \boldsymbol{\theta}^0 + t\boldsymbol{\theta}^1)}{\partial t^2} &= \sum_{a \in \mathcal{A}_i} \sigma(t; a) F'(a)^2 - \left(\sum_{a \in \mathcal{A}_i} \sigma(t; a) F'(a)\right)^2, \\ \sigma(t; b) &= \frac{\exp(F(t; b))}{\sum_{a \in \mathcal{A}_i} \exp(F(t; a))}, \quad (b \in \mathcal{A}_i) \end{aligned} \quad (19)$$

where $F'(a)$ is the derivative of $F(t; a)$ with respect to t . Since $F(t; a)$ is a linear function of t , $F'(a)$ is not a function of t . Also note that $\sum_{a \in \mathcal{A}_i} \sigma(t; a) = 1$. Since $\boldsymbol{\theta}^0, \boldsymbol{\theta}^1$ have bounded norm and $t \in (-\infty, \infty)$, we have that $\sigma(t; a) > 0, \forall a \in \mathcal{A}_i$. Therefore, from (19), the strict convexity of $(\cdot)^2$ and Jensen's inequality, we have:

$$\frac{\partial^2 \ell(\mathbf{x}; \boldsymbol{\theta}^0 + t\boldsymbol{\theta}^1)}{\partial t^2} > 0 \quad (\forall t \in (-\infty, \infty)).$$

Thus we have that $\ell(\mathbf{x}; \boldsymbol{\theta})$ is strongly convex, i.e., $\lambda_{\min}(\mathbf{H}^i(\mathbf{x}; \boldsymbol{\theta})) > 0, \forall \boldsymbol{\theta} \in \Theta^i$. Finally, by concavity of $\lambda_{\min}(\cdot)$ (Boyd and Vandenberghe, 2004) and the Jensen's inequality we have:

$$\lambda_{\min}(\mathbf{H}^i(\boldsymbol{\theta}^i)) = \lambda_{\min}(\mathbb{E}_{\mathbf{x}} [\mathbf{H}^i(\mathbf{x}; \boldsymbol{\theta}^i)]) \geq \mathbb{E}_{\mathbf{x}} [\lambda_{\min}(\mathbf{H}^i(\mathbf{x}; \boldsymbol{\theta}^i))] > 0.$$

□

Proof of Lemma 2 (Minimum eigenvalue of finite sample Hessian).

To simplify notation in the proof we will denote S_i by S . The (j, k) block of $\mathbf{H}(\mathcal{D}; \boldsymbol{\theta}_S)$, where $j, k \in \{0\} \cup \mathcal{N}_i$, can be written as:

$$\mathbf{H}_{j,k}(\mathcal{D}; \boldsymbol{\theta}_S) = \underbrace{\sum_{l=1}^n \sum_{a \in \mathcal{A}_i} \sigma^i(a, \mathbf{x}_{-i}^{(l)}; \boldsymbol{\theta}_S) \mathbf{f}^{i,j}(a, x_j^{(l)}) (\mathbf{f}^{i,k}(a, x_k^{(l)}))^T}_{\mathbf{B}_{j,k}(\mathcal{D}; \boldsymbol{\theta}_S)} - \underbrace{\sum_{l=1}^n \sum_{a, b \in \mathcal{A}_i} \sigma^i(a, \mathbf{x}_{-i}^{(l)}; \boldsymbol{\theta}_S) \mathbf{f}^{i,j}(a, x_j^{(l)}) \mathbf{f}^{i,k}(b, x_k^{(l)})^T}_{\mathbf{R}_{j,k}(\mathcal{D}; \boldsymbol{\theta}_S)},$$

where the matrices \mathbf{B} and \mathbf{R} have been defined above (blockwise). Since the matrix \mathbf{R} is positive semi-definite $\lambda_{\max}(\mathbf{H}(\mathcal{D}; \boldsymbol{\theta}_S)) \leq \lambda_{\max}(\mathbf{B}(\mathcal{D}; \boldsymbol{\theta}_S))$. Further, since \mathbf{B} is positive semi-definite, we

have, from Lemma 7:

$$\begin{aligned}
\lambda_{\max}(\mathbf{B}(\mathcal{D}; \boldsymbol{\theta}_S)) &\leq \sum_{j \in \{0\} \cup \mathcal{N}_i} \lambda_{\max}(\mathbf{B}_{j,j}(\mathcal{D}; \boldsymbol{\theta}_S)) \\
&\leq (d_i + 1) \max_{j \in \{0\} \cup \mathcal{N}_i} \lambda_{\max} \left(\frac{1}{n} \sum_{l=1}^n \sum_{a \in \mathcal{A}_i} \sigma^i(a, \mathbf{x}_{-i}^{(l)}; \boldsymbol{\theta}_S) \mathbf{f}^{i,j}(a, x_j^{(l)}) (\mathbf{f}^{i,j}(a, x_j^{(l)}))^T \right) \\
&\leq \frac{(d_i + 1)}{n} \max_{j \in \{0\} \cup \mathcal{N}_i} \sum_{l=1}^n \sum_{a \in \mathcal{A}_i} \sigma^i(a, \mathbf{x}_{-i}^{(l)}; \boldsymbol{\theta}_S) \lambda_{\max} \left(\mathbf{f}^{i,j}(a, x_j^{(l)}) (\mathbf{f}^{i,j}(a, x_j^{(l)}))^T \right) \\
&= d_i + 1.
\end{aligned}$$

Thus we have that $\lambda_{\max}(\mathbf{H}(\mathcal{D}; \boldsymbol{\theta}_S)) \leq \lambda_{\max}(\mathbf{B}(\mathcal{D}; \boldsymbol{\theta}_S)) \leq d_i + 1 \stackrel{\text{def}}{=} R$. Also note that $\mathbf{H}(\mathcal{D}; \boldsymbol{\theta}_S) \in \mathbb{R}^{|S| \times |S|}$, with $|S| \leq m_i(1 + d_i m)$. Then using the matrix Chernoff bounds by Tropp (2012), we have:

$$\Pr \{ \lambda_{\min}(\mathbf{H}(\mathcal{D}; \boldsymbol{\theta}_S)) \leq (1 - \delta) \lambda_{\min} \} \leq |S| \left(\frac{\exp(-\delta)}{(1 - \delta)^{(1 - \delta)}} \right)^{(n \lambda_{\min}/R)}$$

Setting $\delta = 1/2$ we get:

$$\Pr \left\{ \lambda_{\min}(\mathbf{H}(\mathcal{D}; \boldsymbol{\theta}_S)) \geq \frac{\lambda_{\min}}{2} \right\} \geq 1 - m_i(1 + d_i m) \exp \left(-\frac{n \lambda_{\min}}{8(d_i + 1)} \right)$$

Controlling the probability of error to be at most δ we obtain the lower bound on the number of samples. \square

Proof of Lemma 3 (Gradient bound).

A simple calculation shows that

$$\frac{\partial \ell^i(\mathbf{x}; \boldsymbol{\theta}^i)}{\partial \boldsymbol{\theta}^{i,j}} = -\mathbf{f}^{i,j}(x_i, x_j) + \sum_{a \in \mathcal{A}_i} \sigma^i(a, \mathbf{x}_{-i}; \boldsymbol{\theta}^i) \mathbf{f}^{i,j}(a, x_j), \quad (20)$$

where $\sigma^i(\cdot)$ has been defined in (12). Let $\mathbf{g}(\mathbf{x}^{(1)}, \dots, \mathbf{x}^{(n)}) = (g_j(\mathbf{x}^{(1)}, \dots, \mathbf{x}^{(n)}))_{j \in \{0\} \cup \mathcal{N}_i}$, where $g_j(\cdot) = \left\| \frac{1}{n} \sum_{l=1}^n \frac{\partial \ell^i(\mathbf{x}^{(l)}; \boldsymbol{\theta}^i)}{\partial \boldsymbol{\theta}^{i,j}} \right\|_2$. Then $\|\mathbf{g}(\cdot)\|_{\infty} = \|\nabla L^i(\mathcal{D}; \boldsymbol{\theta}^i)\|_{\infty, 2}$ and $\|\mathbb{E}_{\mathbf{x}}[\mathbf{g}(\cdot)]\|_{\infty} = \|\mathbb{E}_{\mathbf{x}}[\nabla \ell^i(\mathbf{x}; \boldsymbol{\theta}^i)]\|_{\infty, 2} = \nu$. Then, for any $\mathbf{x}^{(l)} \neq \mathbf{x}^{(l')}$ we have that:

$$\begin{aligned}
&|g_j(\mathbf{x}^{(1)}, \dots, \mathbf{x}^{(l)}, \dots, \mathbf{x}^{(n)}) - g_j(\mathbf{x}^{(1)}, \dots, \mathbf{x}^{(l')}, \dots, g_j(\mathbf{x}^{(n)})| \\
&= \frac{1}{n} \left\| \mathbf{f}^{i,j}(x_i^{(l')}, x_j^{(l')}) - \mathbf{f}^{i,j}(x_i^{(l)}, x_j^{(l)}) + \sum_{a \in \mathcal{A}_i} \sigma^i(a, \mathbf{x}_{-i}^{(l)}; \boldsymbol{\theta}^i) \mathbf{f}^{i,j}(a, x_j^{(l)}) - \sigma^i(a, \mathbf{x}_{-i}^{(l')}; \boldsymbol{\theta}^i) \mathbf{f}^{i,j}(a, x_j^{(l')}) \right\|_2 \\
&\leq \frac{1}{n} \left(2 + \sum_{a \in \mathcal{A}_i} (\sigma^i(a, \mathbf{x}_{-i}^{(l)}; \boldsymbol{\theta}^i))^2 + (\sigma^i(a, \mathbf{x}_{-i}^{(l')}; \boldsymbol{\theta}^i))^2 \right)^{1/2} \leq \frac{1}{n} (2 + 2)^{1/2} = 2/n,
\end{aligned}$$

where in the last line we used the fact that $\sum_a \sigma^i(a, \cdot) = 1$ along with the Cauchy-Schwartz inequality. Then using the McDiarmid's inequality we have:

$$\Pr \{ |g_j(\cdot) - \mathbb{E}_{\mathbf{x}}[g_j(\cdot)]| \leq t \} \geq 1 - 2 \exp \left(\frac{-nt^2}{2} \right).$$

Then using a union bound over all j we have:

$$\begin{aligned}
& \Pr \left\{ \max_j |g_j(\cdot) - \mathbb{E}_{\mathbf{x}} [g_j(\cdot)]| \leq t \right\} \geq 1 - 2(d_i + 1) \exp\left(\frac{-nt^2}{2}\right) \\
& \implies \Pr \left\{ \|\mathbf{g}(\cdot) - \mathbb{E}_{\mathbf{x}} [\mathbf{g}(\cdot)]\|_{\infty} \leq t \right\} \geq 1 - 2(d_i + 1) \exp\left(\frac{-nt^2}{2}\right) \\
& \implies \Pr \left\{ \|\mathbf{g}(\cdot)\|_{\infty} - \|\mathbb{E}_{\mathbf{x}} [\mathbf{g}(\cdot)]\|_{\infty} \leq t \right\} \geq 1 - 2(d_i + 1) \exp\left(\frac{-nt^2}{2}\right) \\
& \implies \Pr \left\{ \|\mathbf{g}(\cdot)\|_{\infty} \leq \nu + t \right\} \geq 1 - 2(d_i + 1) \exp\left(\frac{-nt^2}{2}\right),
\end{aligned}$$

where in the third line we used the reverse triangle inequality. Setting the probability of error to be δ and solving for t , we prove our claim. \square

Proof of Lemma 4 (Minimum population eigenvalue at arbitrary parameter).

To simplify notation in the proof we will denote S_i by S . The population Hessian matrix at $\mathbf{H}(\boldsymbol{\theta}_S)$ can also be written as $\mathbf{H}(\boldsymbol{\theta}_S^i + \boldsymbol{\Delta}_S)$, where $\boldsymbol{\Delta}_S = \boldsymbol{\theta}_S - \boldsymbol{\theta}_S^i$. Using the variational characterization of the minimum eigenvalue of $\mathbf{H}(\boldsymbol{\theta}_S^i + \boldsymbol{\Delta}_S)$ and the Taylor's theorem, we have:

$$\begin{aligned}
\lambda_{\min}(\mathbf{H}(\boldsymbol{\theta}_S^i + \boldsymbol{\Delta}_S)) &= \min_{\{\mathbf{y} \in \mathbb{R}^{|S|} \mid \|\mathbf{y}\|_2=1\}} \sum_{i,j \in S} y_i \{H_{i,j}(\boldsymbol{\theta}_S^i) + (\nabla H_{i,j}(\bar{\boldsymbol{\theta}}_S))^T \boldsymbol{\Delta}_S\} y_j \\
&\geq \lambda_{\min}(\mathbf{H}(\boldsymbol{\theta}_S^i)) - \max_{\{\mathbf{y} \in \mathbb{R}^{|S|} \mid \|\mathbf{y}\|_2=1\}} \sum_{i,j \in S} y_i \{(\nabla H_{i,j}(\bar{\boldsymbol{\theta}}_S))^T \boldsymbol{\Delta}_S\} y_j \\
&\geq \lambda_{\min}(\mathbf{H}(\boldsymbol{\theta}_S^i)) - \max_{\{\mathbf{y} \in \mathbb{R}^{|S|} \mid \|\mathbf{y}\|_2=1\}} \sum_{i,j \in S} y_i \{ |(\nabla H_{i,j}(\bar{\boldsymbol{\theta}}_S))^T \boldsymbol{\Delta}_S| \} y_j, \quad (21)
\end{aligned}$$

where $\bar{\boldsymbol{\theta}} = t\boldsymbol{\theta}_S^i + (1-t)\boldsymbol{\theta}_S$ for some $t \in [0, 1]$, and the third line follows from the monotonicity property of the spectral norm $\|\cdot\|_2$ (Johnson and Nysten, 1991). For any vector $\boldsymbol{\theta} \in \Theta^i$, let $\mathbf{A}(\boldsymbol{\theta}_S) = (A_{i,j}(\boldsymbol{\theta}_S))$, where $A_{i,j}(\boldsymbol{\theta}_S) = |(\nabla H_{i,j}(\boldsymbol{\theta}_S))^T \boldsymbol{\Delta}_S|$. Then,

$$\|\mathbf{A}(\boldsymbol{\theta}_S)\|_2 = \|\mathbb{E}_{\mathbf{x}} [\mathbf{A}(\mathbf{x}; \boldsymbol{\theta}_S)]\|_2 \leq \max_{\mathbf{x} \in \mathcal{A}} \|\mathbf{A}(\mathbf{x}; \boldsymbol{\theta}_S)\|_2. \quad (22)$$

Now consider the (j, k) block of $\mathbf{A}(\mathbf{x}; \boldsymbol{\theta}_S)$ for any $\mathbf{x} \in \mathcal{A}$, where $j, k \in \{0\} \cup \mathcal{N}_i$. Then, from (11) we have that:

$$\begin{aligned}
\mathbf{A}_{j,k}(\mathbf{x}; \boldsymbol{\theta}) &= \underbrace{\sum_{a \in \mathcal{A}_i} |(\nabla \sigma^i(a, \mathbf{x}_{-i}; \boldsymbol{\theta}))^T \boldsymbol{\Delta}_S| \mathbf{f}^{i,j}(a, x_j) (\mathbf{f}^{i,k}(a, x_k))^T}_{\mathbf{B}_{j,k}(\mathbf{x}; \boldsymbol{\theta})} \\
&- \underbrace{\sum_{a,b \in \mathcal{A}_i} \{ \sigma^i(b, \mathbf{x}_{-i}; \boldsymbol{\theta}) \nabla \sigma^i(a, \mathbf{x}_{-i}; \boldsymbol{\theta}) + \sigma^i(a, \mathbf{x}_{-i}; \boldsymbol{\theta}) \nabla \sigma^i(b, \mathbf{x}_{-i}; \boldsymbol{\theta}) \}^T \boldsymbol{\Delta}_S \mathbf{f}^{i,j}(a, x_j) \mathbf{f}^{i,k}(a, x_k)^T}_{\mathbf{R}_{j,k}(\mathbf{x}; \boldsymbol{\theta})}.
\end{aligned}$$

Thus, $\mathbf{A}(\mathbf{x}; \boldsymbol{\theta}) = \mathbf{B}(\mathbf{x}; \boldsymbol{\theta}) - \mathbf{R}(\mathbf{x}; \boldsymbol{\theta})$, where the matrices \mathbf{B} and \mathbf{R} have been defined above (block-wise). Observe that the matrix \mathbf{R} is positive semi-definite. Therefore, $\|\mathbf{A}(\mathbf{x}; \boldsymbol{\theta})\|_2 \leq \|\mathbf{B}(\mathbf{x}; \boldsymbol{\theta})\|_2$. Finally, since \mathbf{B} is positive semi-definite, the spectral norm of \mathbf{B} is at most the sum of the spectral norms of the diagonal blocks (c.f. Lemma 7). Therefore, we have

$$\|\mathbf{B}(\mathbf{x}; \boldsymbol{\theta})\|_2 \leq \sum_{j \in \{0\} \cup \mathcal{N}_i} \|\mathbf{B}_{j,j}(\mathbf{x}; \boldsymbol{\theta})\|_2 \leq (d_i + 1) \left(\max_{j \in \{0\} \cup \mathcal{N}_i} \|\mathbf{B}_{j,j}(\mathbf{x}; \boldsymbol{\theta})\|_2 \right). \quad (23)$$

A little calculation shows that

$$\frac{\partial \sigma^i(a, \mathbf{x}_{-i}; \boldsymbol{\theta})}{\partial \boldsymbol{\theta}_j} = \sigma^i(a, \mathbf{x}_{-i}; \boldsymbol{\theta}) \left\{ \mathbf{f}^{i,j}(a, x_j) - \sum_{a' \in \mathcal{A}_i} \sigma^i(a', \mathbf{x}_{-i}; \boldsymbol{\theta}) \mathbf{f}^{i,j}(a', x_j) \right\},$$

and $\|\partial \sigma^i(a, \mathbf{x}_{-i}; \boldsymbol{\theta}) / \partial \boldsymbol{\theta}_j\|_\infty \leq 1/4$. Further, since for any given $a \in \mathcal{A}_i$, at most $m_j + 1$ elements of the partial derivative vector above is non-zero, we have $\|\partial \sigma^i(a, \mathbf{x}_{-i}; \boldsymbol{\theta}) / \partial \boldsymbol{\theta}_j\|_2 \leq (m_j + 1)/4$ and $\|\nabla \sigma^i(a, \mathbf{x}_{-i}; \boldsymbol{\theta})\|_{\infty, 2} \leq (m_j + 1)/4 \leq (m + 1)/4$. Then using the Cauchy-Schwartz inequality and the monotonicity property of spectral norm (Johnson and Nylén, 1991) we have:

$$\begin{aligned} \|\mathbf{B}_{j,j}(\mathbf{x}; \boldsymbol{\theta})\|_2 &\leq \left\| \sum_{a \in \mathcal{A}_i} \|\nabla \sigma^i(a, \mathbf{x}_{-i}; \boldsymbol{\theta})\|_{\infty, 2} \|\boldsymbol{\Delta}_S\|_{1,2} \mathbf{f}^{i,j}(a, x_j) (\mathbf{f}^{i,j}(a, x_j))^T \right\|_2 \\ &\leq \frac{1}{4} m_i m \|\boldsymbol{\Delta}_S\|_{1,2} \end{aligned} \quad (24)$$

Putting together (21), (22), (23) and (24) we get

$$\begin{aligned} \lambda_{\min}(\mathbf{H}(\boldsymbol{\theta}_S^i + \boldsymbol{\Delta}_S)) &\geq \lambda_{\min}(\mathbf{H}(\boldsymbol{\theta}_S^i)) - \|\mathbf{A}(\boldsymbol{\theta}_S)\|_2 \\ &\geq \lambda_{\min}(\mathbf{H}(\boldsymbol{\theta}_S^i)) - (d_i + 1) \left(\max_{\mathbf{x} \in \mathcal{A}} \max_{j \in \{0\} \cup \mathcal{N}_i} \|\mathbf{B}_{j,j}(\mathbf{x}; \boldsymbol{\theta})\|_2 \right) \\ &\geq \lambda_{\min}(\mathbf{H}(\boldsymbol{\theta}_S^i)) - \frac{1}{4} (d_i + 1) m_i m \|\boldsymbol{\Delta}_S\|_{1,2}. \end{aligned}$$

□

Proof of Lemma 5 (Error of the i -th estimator on the support set).

To simplify notation in the proof, we will write S instead of S_i . Recall that $L^i(\mathcal{D}; \boldsymbol{\theta})$ is the empirical loss for the i -th player for parameter $\boldsymbol{\theta}$. For the purpose of the proof we will often write $L(\boldsymbol{\theta})$ instead of $L^i(\mathcal{D}; \boldsymbol{\theta})$. Let $F(\boldsymbol{\theta}) = L(\boldsymbol{\theta}) + \lambda \|\boldsymbol{\theta}\|_{1,2}$. For any $\boldsymbol{\theta} \in \Theta^i$, let $\boldsymbol{\Delta}_S = \boldsymbol{\theta} - \boldsymbol{\theta}_S^i$ denote the difference between $\boldsymbol{\theta}$ and the true parameter $\boldsymbol{\theta}_S^i$ on the true support set S . We introduce the following shifted and reparameterized regularized loss function:

$$\tilde{F}(\boldsymbol{\Delta}_S) = \underbrace{L(\boldsymbol{\theta}_S^i + \boldsymbol{\Delta}_S) - L(\boldsymbol{\theta}_S^i)}_{\text{term 1}} + \underbrace{\lambda(\|\boldsymbol{\theta}_S^i + \boldsymbol{\Delta}_S\|_{1,2} - \|\boldsymbol{\theta}_S^i\|_{1,2})}_{\text{term 2}}, \quad (25)$$

which takes the value 0 at the true parameter $\boldsymbol{\theta}_S^i$, i.e., $\tilde{F}(\mathbf{0}) = 0$. Let $\widehat{\boldsymbol{\Delta}}_S = \widehat{\boldsymbol{\theta}}_S^i - \boldsymbol{\theta}_S^i$, where $\widehat{\boldsymbol{\theta}}_S^i$ minimizes $F(\boldsymbol{\theta})$. Since $\widehat{\boldsymbol{\theta}}_S^i$ minimizes $F(\boldsymbol{\theta})$, we must have that $\tilde{F}(\widehat{\boldsymbol{\Delta}}_S) \leq 0$. Thus, in order to upper bound $\|\widehat{\boldsymbol{\Delta}}_S\|_{1,2} = \|\widehat{\boldsymbol{\theta}}_S^i - \boldsymbol{\theta}_S^i\|_{1,2} \leq b$, we show that there exists an $\ell_{1,2}$ ball of radius b such that function $\tilde{F}(\boldsymbol{\Delta}_S)$ is strictly positive on the surface of the ball. To see this, assume the contrary, i.e., $\forall \boldsymbol{\Delta} \in \Theta^i \wedge \|\boldsymbol{\Delta}_S\|_{1,2} = b$, $\tilde{F}(\boldsymbol{\Delta}_S) > 0$, but $\widehat{\boldsymbol{\Delta}}_S$ lies outside the ball, i.e., $\|\widehat{\boldsymbol{\Delta}}_S\|_{1,2} > b$. Then, there exists a $t \in (0, 1)$ such that $(1 - t)\mathbf{0} + t\widehat{\boldsymbol{\Delta}}_S$ lies on the surface of the ball, i.e., $\|(1 - t)\mathbf{0} + t\widehat{\boldsymbol{\Delta}}_S\|_{1,2} = b$. However, by convexity of \tilde{F} we have that

$$0 < \tilde{F}((1 - t)\mathbf{0} + t\widehat{\boldsymbol{\Delta}}_S) \leq (1 - t)\tilde{F}(\mathbf{0}) + t\tilde{F}(\widehat{\boldsymbol{\Delta}}_S) = t\tilde{F}(\widehat{\boldsymbol{\Delta}}_S),$$

which implies that $\tilde{F}(\widehat{\boldsymbol{\Delta}}_S) > 0$ and therefore is a contradiction to the fact that $\tilde{F}(\widehat{\boldsymbol{\Delta}}_S) \leq 0$. Going forward, our strategy would be to lower bound $\tilde{F}(\boldsymbol{\Delta}_S)$ in terms of $\|\boldsymbol{\Delta}_S\|_{1,2} = b$. We then set the lower bound to 0 and solve for b , to obtain the radius of the $\ell_{1,2}$ ball on which the function is non-negative. Towards that end we first lower bound the first term of (25).

Using the Taylor's theorem and the Cauchy-Schwartz inequality, for some $t \in [0, 1]$, we have:

$$\begin{aligned}
& L(\boldsymbol{\theta}_S^i + \boldsymbol{\Delta}_S) - L(\boldsymbol{\theta}_S^i) \\
&= \nabla L(\boldsymbol{\theta}_S^i)^T \boldsymbol{\Delta}_S + \boldsymbol{\Delta}_S^T \nabla^2 L(\boldsymbol{\theta}_S^i + t\boldsymbol{\Delta}_S) \boldsymbol{\Delta}_S, \\
&\geq -\|\nabla L(\boldsymbol{\theta}_S^i)\|_{\infty,2} \|\boldsymbol{\Delta}_S\|_{1,2} + \|\boldsymbol{\Delta}_S\|_2^2 \lambda_{\min}(\mathbf{H}(\mathcal{D}; \boldsymbol{\theta}_S^i + t\boldsymbol{\Delta}_S)) \\
&\geq -\frac{b\lambda}{2} + \frac{\|\boldsymbol{\Delta}_S\|_{1,2}^2}{d_i + 1} \lambda_{\min}(\mathbf{H}(\mathcal{D}; \boldsymbol{\theta}_S^i + t\boldsymbol{\Delta}_S)) \\
&\geq -\frac{b\lambda}{2} + \frac{b^2}{2(d_i + 1)} \left(C_{\min} - \frac{m^2 b (d_i + 1)}{4} \right) \\
&\geq -\frac{b\lambda}{2} + \frac{b^2 C_{\min}}{4(d_i + 1)}, \tag{26}
\end{aligned}$$

where the third follows from our assumption that $\|\nabla L(\boldsymbol{\theta}^i)\|_{\infty,2} \leq \lambda/2$ and the fact for any vector \mathbf{x} , $\|\mathbf{x}\|_2 \geq (1/\sqrt{g})\|\mathbf{x}\|_{1,2}$ where the $\ell_{1,2}$ norm is evaluated over g groups. The fourth line follows from Lemma 4 with $t = 1$ and Lemma 2. Finally, in the last line we assumed that $b \leq 2C_{\min}/(m^2(d_i+1))$ — an assumption that we will verify momentarily. The second term of (25) is easily lower bounded using the reverse triangle inequality as follows:

$$\lambda(\|\boldsymbol{\theta}_S^i + \boldsymbol{\Delta}_S\|_{1,2} - \|\boldsymbol{\theta}_S^i\|_{1,2}) \geq -\lambda\|\boldsymbol{\Delta}_S\|_{1,2} = -b\lambda \tag{27}$$

Putting together (25), (26) and (27) we get:

$$\tilde{F}(\boldsymbol{\Delta}_S) \geq -\frac{b\lambda}{2} + \frac{b^2 C_{\min}}{4(d_i + 1)} - b\lambda.$$

Setting the above to zero and solving for b we get:

$$b = \frac{6\lambda(d_i + 1)}{C_{\min}}.$$

Finally, coming back to our assumption that $b \leq 2C_{\min}/(m^2(d_i+1))$, it is easy to show that the assumption holds if the regularization parameter λ satisfies:

$$\lambda \leq \frac{C_{\min}^2}{3m^2(d_i + 1)^2},$$

The lower bound on the number of samples is obtained by ensuring that the lower bound on λ is less than the upper bound. The final claim follows from using the high probability bound on $\|\nabla L(\boldsymbol{\theta}^i)\|_{\infty,2}$ from Lemma 3. \square

Proof of Lemma 6 (Error of the i -th parameter estimator).

$\boldsymbol{\Delta} \stackrel{\text{def}}{=} \widehat{\boldsymbol{\theta}}_i - \boldsymbol{\theta}^i$. We will denote the true support of $\boldsymbol{\theta}^i$ by S , and the complement of S by S^c . We will also simply write $L(\boldsymbol{\theta})$ instead of $L^i(\mathcal{D}; \boldsymbol{\theta})$. For any vector \mathbf{y} , let $\mathbf{y}_{\bar{S}}$ denote the vector \mathbf{y} with elements not in the support set S zeroed out, i.e.,

$$(\mathbf{y}_{\bar{S}})_j = \begin{cases} y_j & j \in S, \\ 0 & \text{otherwise} \end{cases}$$

Then by definition of S , we have that $\|\boldsymbol{\theta}_{\bar{S}}^i\|_{1,2} = \|\boldsymbol{\theta}^i\|_{1,2}$.

$$\begin{aligned}
\|\widehat{\boldsymbol{\theta}}_i\|_{1,2} &= \|\boldsymbol{\theta}^i + \boldsymbol{\Delta}\|_{1,2} = \|\boldsymbol{\theta}_{\bar{S}}^i + \boldsymbol{\Delta}_{\bar{S}} + \boldsymbol{\Delta}_{\bar{S}^c}\|_{1,2} \\
&= \|\boldsymbol{\theta}_{\bar{S}}^i + \boldsymbol{\Delta}_{\bar{S}}\|_{1,2} + \|\boldsymbol{\Delta}_{\bar{S}^c}\|_{1,2} \\
&\geq \|\boldsymbol{\theta}_{\bar{S}}^i\|_{1,2} - \|\boldsymbol{\Delta}_{\bar{S}}\|_{1,2} + \|\boldsymbol{\Delta}_{\bar{S}^c}\|_{1,2},
\end{aligned}$$

where in the second line follows from the fact that the index sets S and S^c have non-overlapping groups, and in the last line we used the reverse triangle inequality. Rearranging the terms of the previous equation, and from the fact that $\|\boldsymbol{\theta}_{\bar{S}}^i\|_{1,2} = \|\boldsymbol{\theta}^i\|_{1,2}$, we get:

$$\|\boldsymbol{\theta}^i\|_{1,2} - \|\widehat{\boldsymbol{\theta}}^i\|_{1,2} \leq \|\boldsymbol{\Delta}_{\bar{S}}\|_{1,2} - \|\boldsymbol{\Delta}_{\bar{S}^c}\|_{1,2} \quad (28)$$

Next, by optimality of $\widehat{\boldsymbol{\theta}}^i$ we have that $L(\boldsymbol{\theta}^i) + \lambda\|\boldsymbol{\theta}^i\|_{1,2} \geq L(\widehat{\boldsymbol{\theta}}^i) + \lambda\|\widehat{\boldsymbol{\theta}}^i\|_{1,2}$. Rearranging the terms and continuing, we get

$$\begin{aligned} \lambda(\|\boldsymbol{\theta}^i\|_{1,2} - \|\widehat{\boldsymbol{\theta}}^i\|_{1,2}) &\geq L(\widehat{\boldsymbol{\theta}}^i) - L(\boldsymbol{\theta}^i) \\ &\geq (\nabla L(\widehat{\boldsymbol{\theta}}^i))^T (\widehat{\boldsymbol{\theta}}^i - \boldsymbol{\theta}^i) \\ &\geq -\|\nabla L(\widehat{\boldsymbol{\theta}}^i)\|_{\infty,2} \|\boldsymbol{\Delta}\|_{1,2} \\ &\geq -\frac{\lambda}{2} \|\boldsymbol{\Delta}\|_{1,2}, \end{aligned} \quad (29)$$

where the third line follows from the convexity of $L(\cdot)$, the fourth line follows from the Cauchy-Schwartz inequality and the last line follows from our assumption that $\lambda \geq 2\|\nabla L(\boldsymbol{\theta}^i)\|_{\infty,2}$. Thus, from (28) and (29) we have that

$$\begin{aligned} \frac{1}{2} \|\boldsymbol{\Delta}\|_{1,2} &\geq \|\boldsymbol{\Delta}_{\bar{S}^c}\|_{1,2} - \|\boldsymbol{\Delta}_{\bar{S}}\|_{1,2} \\ \implies \frac{1}{2} \|\boldsymbol{\Delta}_{\bar{S}}\|_{1,2} + \frac{1}{2} \|\boldsymbol{\Delta}_{\bar{S}^c}\|_{1,2} &\geq \|\boldsymbol{\Delta}_{\bar{S}^c}\|_{1,2} - \|\boldsymbol{\Delta}_{\bar{S}}\|_{1,2} \\ \implies 3\|\boldsymbol{\Delta}_{\bar{S}}\|_{1,2} &\geq \|\boldsymbol{\Delta}_{\bar{S}^c}\|_{1,2}. \end{aligned}$$

Finally, from the above inequality, we have $\|\boldsymbol{\Delta}\|_{1,2} = \|\boldsymbol{\Delta}_{\bar{S}}\|_{1,2} + \|\boldsymbol{\Delta}_{\bar{S}^c}\|_{1,2} \leq 4\|\boldsymbol{\Delta}_{\bar{S}}\|_{1,2}$. The final result follows from the upper bound on $\|\boldsymbol{\Delta}_{\bar{S}}\|_{1,2}$ derived in Lemma 5. \square

Lemma 7 (Maximum eigenvalue of block positive semi-definite matrix). *Let $\mathbf{X} \in \mathbb{R}^{n \times n} \succeq \mathbf{0}$ be any positive semi-definite matrix, with $\mathbf{X}_{i,i}$ being the i -th diagonal block of \mathbf{X} . Then*

$$\lambda_{\max}(\mathbf{X}) \leq \sum_i \lambda_{\max}(\mathbf{X}_{i,i})$$

Proof. We will prove the result by decomposing \mathbf{X} into two blocks as follows:

$$\mathbf{X} = \begin{bmatrix} \mathbf{X}_{1,1} & \mathbf{X}_{1,2} \\ \mathbf{X}_{2,1} & \mathbf{X}_{2,2} \end{bmatrix},$$

where $\mathbf{X}_{1,1} \in \mathbb{R}^{n_1 \times n_1}$, $\mathbf{X}_{2,2} \in \mathbb{R}^{n_2 \times n_2}$ and $n_1 + n_2 = n$. The general result for multiple diagonal blocks is obtained by recursively decomposing the blocks $\mathbf{X}_{1,1}$ and $\mathbf{X}_{2,2}$. Any unit vector \mathbf{x} can be written as $\mathbf{x} = c_1(\mathbf{x})\mathbf{x}_1(\mathbf{x}) + c_2(\mathbf{x})\mathbf{x}_2(\mathbf{x})$, with $\mathbf{x}_1(\mathbf{x}) = (x_1/\|\mathbf{x}_1(\mathbf{x})\|_2, \dots, x_{n_1}/\|\mathbf{x}_1(\mathbf{x})\|_2, \mathbf{0})$, $\mathbf{x}_2(\mathbf{x}) = (\mathbf{0}, x_{n_2}/\|\mathbf{x}_2(\mathbf{x})\|_2, \dots, x_n/\|\mathbf{x}_2(\mathbf{x})\|_2)$, and $c_1(\mathbf{x}) = \|\mathbf{x}_1(\mathbf{x})\|_2$ (similarly $c_2(\mathbf{x})$). For notational simplicity we will drop the (\mathbf{x}) s. Note that $c_1^2 + c_2^2 = 1$, thus $\mathbf{c} = (c_1, c_2)$ is also a unit vector. Further, for any unit vector \mathbf{x} , we have $\mathbf{x}^T \mathbf{X} \mathbf{x} = \mathbf{c}^T \mathbf{Y} \mathbf{c}$, where

$$\mathbf{Y} = \begin{bmatrix} \mathbf{x}_1^T \mathbf{X} \mathbf{x}_1 & \mathbf{x}_1^T \mathbf{X} \mathbf{x}_2 \\ \mathbf{x}_2^T \mathbf{X} \mathbf{x}_1 & \mathbf{x}_2^T \mathbf{X} \mathbf{x}_2 \end{bmatrix} \in \mathbb{R}^{2 \times 2}.$$

Note that $\mathbf{x}_1^T \mathbf{X} \mathbf{x}_1 \leq \lambda_{\max}(\mathbf{X}_{1,1})$ and $\mathbf{x}_2^T \mathbf{X} \mathbf{x}_2 \leq \lambda_{\max}(\mathbf{X}_{2,2})$ for all \mathbf{x} . Thus, using the variational characterization of the maximum eigenvalue of \mathbf{X} we get:

$$\begin{aligned} \lambda_{\max}(\mathbf{X}) &= \max_{\|\mathbf{x}\|_2=1} \mathbf{x}^T \mathbf{X} \mathbf{x} \\ &= \max_{\{\mathbf{c}=(\|\mathbf{x}_1(\mathbf{x})\|_2, \|\mathbf{x}_2(\mathbf{x})\|_2) : \|\mathbf{x}\|_2=1\}} \mathbf{c}^T \mathbf{Y} \mathbf{c} \\ &\leq \max_{\|\mathbf{c}\|_2=1} \mathbf{c}^T \mathbf{Y} \mathbf{c} = \lambda_{\max}(\mathbf{Y}) \leq \text{Tr}(\mathbf{Y}) \quad (\text{since } \mathbf{Y} \text{ is positive semi-definite}) \\ &\leq \lambda_{\max}(\mathbf{X}_{1,1}) + \lambda_{\max}(\mathbf{X}_{2,2}), \end{aligned}$$

where the third line follows from the fact that the maximization is over a superset of the set $\{\mathbf{c} = (\|\mathbf{x}_1(\mathbf{x})\|_2, \|\mathbf{x}_2(\mathbf{x})\|_2) : \|\mathbf{x}\|_2 = 1\}$. \square

Appendix B Details of Synthetic Experiments

We generated random polymatrix games \mathcal{G} by first generating random graphs over p players with degree exactly d , and number of pure strategies $m = 3$ per player. For each edge (i, j) in the graph, we set the payoffs as follows:

$$\begin{aligned} u^{i,i}(a) &= 0 & (\forall a \in [3]) \\ u^{i,j}(a, b) &\sim \mathcal{N}(0, 2) & (\forall a \in [2] \wedge b \in [3]) \\ u^{i,j}(3, b) &= 0 & (\forall b \in [3]) \end{aligned}$$

We then generated a data set \mathcal{D} from the game using the local noise model (5), with the noise parameter $q_i = 0.6$ for all $i \in [p]$. We then used our method to learn a game $\hat{\mathcal{G}}$ from the data set \mathcal{D} , and computed $\mathbf{1}[\mathcal{N}\mathcal{E}(\hat{\mathcal{G}}) = \mathcal{N}\mathcal{E}(\mathcal{G})]$. We then estimated the probability of successful PSNE recovery, $\Pr\{\mathcal{N}\mathcal{E}(\hat{\mathcal{G}}) = \mathcal{N}\mathcal{E}(\mathcal{G})\}$, across 40 randomly sampled polymatrix games. Figure 1 plots the probability of successful PSNE recovery as the number of samples is varied as $n = 10^c(d+1)^2 \log(2p(d+1)/\delta)$ and for various values of $d \in \{1, 3, 5\}$, with c being the control parameter and $\delta = 0.01$.

Appendix C Experiments on real-world data

We validated our method on three publicly available real-world data sets containing (a) U.S. supreme court justices rulings, (b) voting records of senators from the 114th U.S. congress, and (c) roll-call votes in the U.N. General Assembly. We present evaluations of our method for each of the data set below.

C.1 Supreme court voting records

We analyzed two data sets of supreme court rulings: the first data set contains rulings of 9 justices across 512 cases spanning years 2010 to 2014, while the second data set contains rulings of 8 justices across 75 cases from year 2015 onwards³. We pre-processed the data, according the available code book, to map the vote of each justice, which was originally an integer between 1 to 8, to an integer between 1 to 3. Votes $\{1, 3, 4, 5\}$ were mapped to 1 and was interpreted as

³All the data sets are publicly available at <http://scdb.wustl.edu>.

“voting with majority”, votes $\{6, 7, 8\}$ were mapped to 2 and was interpreted as “not participating in the decision”, while vote 3 was mapped to 2 and was interpreted as “dissent”. Thus, after pre-processing, each justice’s vote was an integer between 1 to 3, with 1 corresponding to majority, 2 corresponding to abstention, and 3 corresponding to dissent.

After pre-processing the data, we learned a polymatrix game over supreme court justices using our algorithm. The regularization parameter λ was set according to Theorem 1 with reasonable values for different unknown population parameters. A more principled way to choose the regularization parameter λ is to assume a specific observation model, for instance, the global or local noise model, and then using crossvalidation to maximize the log-likelihood. The game graphs are shown in Figure 2 and the PSNE sets are shown in Table 1 for the two supreme court rulings data sets (years 2010-2014 and year 2015 onwards).

From 2 it is clear that our method recovers the well-established ideologies of the supreme court justices. This is especially evident for the graph learned from the first data set — there are two strongly connected components corresponding to the conservative and liberal bloc within the supreme court. The PSNE set recovered by our algorithm is also quite revealing. In both the data sets, a unanimous vote of 1 is a Nash equilibrium. Justice Kennedy, who has a moderate jurisprudence, always votes with the majority in the PSNE set. Further, strategy profiles where the conservative blocs and liberal blocs vote unanimously but dissent against each other are also in the PSNE set. In the second data set, there is a strongly connected component between the justice Kagan, Kennedy, and Breyer — this also bears out in the corresponding PSNE set where the strategies of the three justices are identical.

To compute the price of anarchy (PoA), we shifted all the payoff matrices by a constant to make the payoffs non-negative. Note that this does not change the PSNE set of the game. The price of anarchy was computed to be the ratio between the maximum welfare across all strategy profiles and the minimum welfare across all strategy profiles in the PSNE set. The PoA for the two data sets were, respectively, 1.9104 and 1.6115.

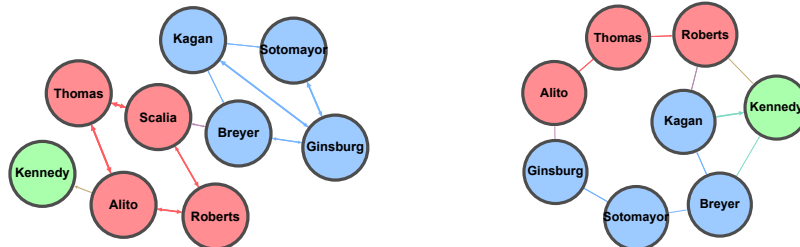


Figure 2: The graphical game recovered from supreme court rulings data set 1 (years 2010-2014) on the left, and data set 2 (year 2015 onwards) on the right. Justice Thomas, Scalia, Roberts and Alito are widely known to be conservative and are denoted by the color ■, while Justice Breyer, Kagan, Sotomayor and Ginsburg, who are known to have a more liberal jurisprudence, are denoted by color ■. Justice Kennedy, who has a reputation of being moderate, is denoted by the color ■. The game graph was generated by adding all edges (i, j) if the corresponding payoff matrix $u^{i,j}$ was not all zeros. The average “influence” from j to i was calculated as the mean absolute payoff, i.e., $\frac{1}{6} \sum_{a=2}^3 \sum_{b=1}^3 |u^{i,j}(a, b)|$. The thickness of the edge denotes this influence of player j on i . Only the top 50% of the edges, in terms of influence, are shown.

Thomas	Scalia	Alito	Roberts	Kennedy	Breyer	Kagan	Ginsburg	Sotomayor
1	1	1	1	1	1	1	1	1
1	1	1	1	1	3	3	3	3
2	2	2	2	1	2	2	2	2
3	3	3	3	1	1	1	1	1
3	3	3	3	1	3	3	3	3

Thomas	Alito	Roberts	Kennedy	Breyer	Kagan	Ginsburg	Sotomayor
1	1	1	1	1	1	1	1
2	2	2	2	2	2	2	2
2	2	2	2	2	2	3	3
3	3	3	2	2	2	3	3

Table 1: The PSNE set learned from supreme court rulings data sets 1704 (top) and 1705 (bottom) respectively. Colors represent **conservative**, **liberal**, and **neutral** justices respectively. The price of anarchy for the two data sets was computed to be 1.9 and 1.6 respectively.

C.2 Senate voting records

We analyzed U.S. congressional voting records for the second session of the 114th congress (January 4, 2016 to January 3, 2017) ⁴. The data set comprised of the votes of 100 senators on 63 bills. The votes were pre-processed to take one of the three values: 1 (“yes”), 2 (“abstention”), and 3 (“no”). After pre-processing the data set we ran our algorithm to recover a polymatrix game from congressional voting records. Figure 3 shows the recovered game graph. Once again our method recovers the connected components corresponding the republicans and democrats. Interestingly, the connected components also have a nice geographic interpretation, for instance, the graph groups senators from Idaho, New Mexico, New York and midwestern states in their respective connected components. Strategy profiles where the overwhelming majority of senators in a connected component vote “yes” are in equilibria.

Baldwin	Bennet	Blumenthal	Cardin	Casey	Coons	Feinstein	King	Klobuchar	Peters	Shaheen	Stabenow
1	1	1	1	1	1	1	1	1	1	1	1

Cochran	Roberts	Rounds	Wicker	Fischer	Hoeven	Moran	Thune	Hirono	Reed	Schumer	Whitehouse
1	1	1	1	3	3	3	3	3	3	3	3

Blunt	Boozman	Burr	Capito	Cassidy	Coats	Corker	Cornyn	Daines	Ernst	Grassley	Hatch	Isakson	McCain	McConnell	Portman	Tillis
1	1	1	1	1	1	1	1	1	1	1	1	1	1	1	1	1
1	1	1	1	1	1	1	1	1	1	1	1	1	1	1	1	1
1	1	1	1	1	1	1	1	1	1	1	1	1	1	1	1	1
1	1	1	1	1	1	1	1	1	1	1	1	1	1	1	1	1
1	1	1	1	1	1	1	1	1	1	1	1	1	1	1	1	1
1	3	3	3	1	3	3	3	1	1	3	3	1	3	3	1	3
3	1	1	1	1	1	1	1	1	1	2	1	1	1	1	3	1
3	3	3	3	1	3	3	3	1	1	3	3	1	3	3	2	3
3	3	3	3	1	3	3	3	1	1	3	3	1	3	3	3	3

Table 2: The PSNE set for the major connected components in the game graph learned from congressional voting records. The combined number of Nash equilibria computed across senators with degree at least 1 was 144 and the price of anarchy was computed to be 2.6297.

C.3 United Nations voting data

In our final real-world experiment we analyzed roll-call votes in the U.N. General Assembly. The

⁴The data set is publicly available at <http://www.senate.gov/legislative/votes.htm>

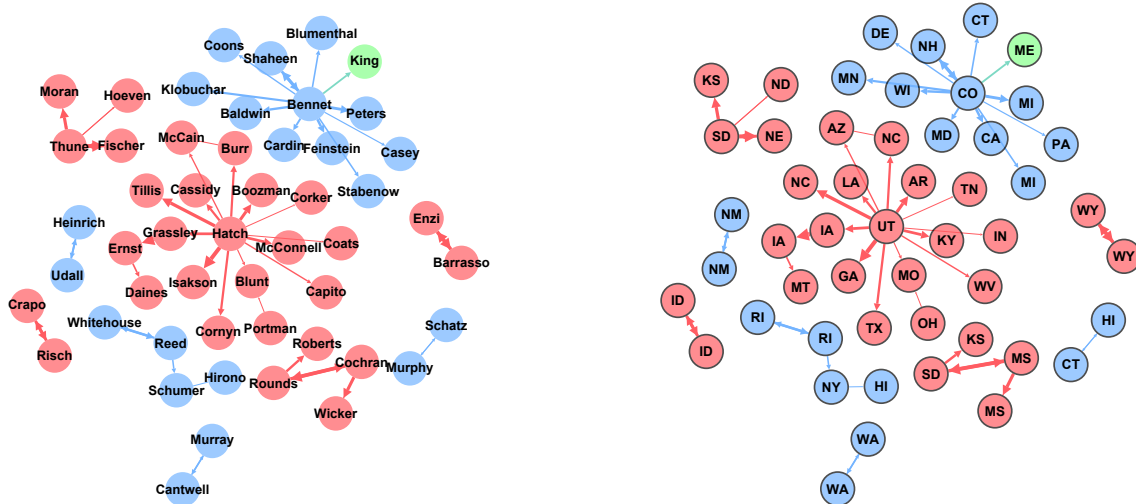


Figure 3: The game graph learned from 114th U.S. congressional voting records. Only nodes with degree greater than one are shown. Colors represent the following: **Democrat**, **Republican**, **Independent**. The graph on the right shows the states that the senators belong to. The thickness of the edges denote the amount of influence, computed as the mean absolute payoff, between the senators. Only nodes with degree at least 1 are shown.

data set contained votes of 193 countries for 847 U.N. resolutions⁵. Each vote could take one of the three values in $\{1, 2, 3\}$, with 1 denoting “yes”, 2 denoting “abstention”, and 3 denoting “no”. The game graph learned from the data set is shown in Figure 4 while the PSNE set is shown in Table 3. As evident from Figure 4 our method recovered two major connected components: the first consisting of members of the Arab League, and the second consisting of majorly Southeast Asian countries and a few other Caribbean islands. The PSNE set once again comprised of strategy profiles where the overwhelming members of a connected component voted “yes”. Within the component corresponding to the Arab league, Saudi Arabia, U.A.E., and Bahrain made up a small coalition of countries that voted identically in the PSNE set.

Algeria	Bahrain	Djibouti	Egypt	Jordan	Kuwait	Libya	Morocco	Oman	Qatar	Saudi Arabia	Sudan	Tunisia	UAE	Yemen		
1	1	1	1	1	1	1	1	1	1	1	1	1	1	1		
1	2	1	1	1	1	1	1	1	1	2	1	1	2	1		
Barbados	Bangladesh	Brunei	Cambodia	Eritrea	Guyana	Indonesia	Jamaica	Malaysia	Mali	Philippines	Senegal	Singapore	Sri Lanka	Thailand	Togo	Zambia
1	1	1	1	1	1	1	1	1	1	1	1	1	1	1	1	1
1	2	2	1	1	1	2	1	2	1	1	1	2	1	1	1	1
1	2	2	2	2	1	2	1	2	2	2	1	2	2	2	2	2
2	2	2	2	2	2	2	2	2	2	2	1	2	2	2	2	2

Table 3: The PSNE set for the two major connected components in the game graph learned from United Nations voting data set. The total number of PSNE was 24 and the price of anarchy was computed to be 3.07.

⁵ The data set can be downloaded from <https://dataverse.harvard.edu/dataset.xhtml?persistentId=hdl:1902.1/12379>.

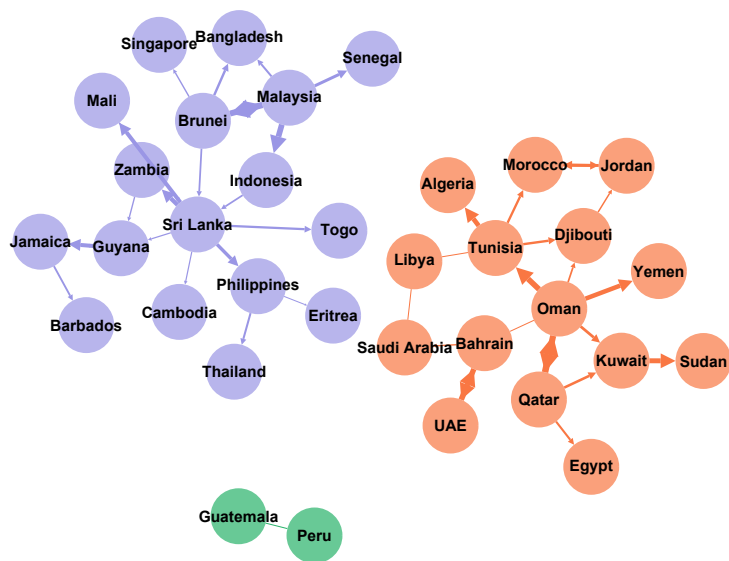


Figure 4: The game graph learned from United Nations voting data set. Nodes belonging to the same connected component have the same color. Only countries with degree at least 1 are shown.