

Ab initio calculation of spin-orbit coupling for NV center in diamond exhibiting dynamic Jahn-Teller effect

Gergő Thiering¹ and Adam Gali^{1,2,*}

¹Wigner Research Centre for Physics, Hungarian Academy of Sciences, PO Box 49, H-1525, Budapest, Hungary

²Department of Atomic Physics, Budapest University of Technology and Economics, Budafoki út 8., H-1111 Budapest, Hungary*

Point defects in solids may realize solid state quantum bits. The spin-orbit coupling in these point defects plays a key role in the magneto-optical properties that determine the conditions of quantum bit operation. However, experimental data and methods do not directly yield this highly important data, particularly, for such complex systems where dynamic Jahn-Teller (DJT) effect damps the spin-orbit interaction. Here, we show for an exemplary quantum bit, nitrogen-vacancy (NV) center in diamond, that *ab initio* supercell density functional theory provide quantitative prediction for the spin-orbit coupling damped by DJT. We show that DJT is responsible for the multiple intersystem crossing rates of NV center at cryogenic temperatures. Our results pave the way toward optimizing solid state quantum bits for quantum information processing and metrology applications.

Dopants in solids are promising candidates for implementations of quantum bits for quantum computing [1, 2]. In particular, the negatively charged nitrogen-vacancy defect (NV center) in diamond [3] has become a leading contender in solid-state quantum information processing because of its long spin coherence time (up to several milliseconds in ultra-pure diamonds [4]) and ease of optical initialization and readout of spin state,[5] even non-destructively [6, 7]. NV center consists of a nitrogen atom substituting a carbon atom in the diamond lattice adjacent to a vacancy with forming a C_{3v} symmetry that dictates the selection rules for the magneto-optical processes [Fig. 1(a)]. The geometry and the electronic structure of NV center in diamond have been discussed previously based on highly converged *ab initio* plane wave large supercell calculations [8, 9]. The defect exhibits a fully occupied lower a_1 level and a double degenerate upper e level filled by two parallel-spin electrons in the gap with comprising an $S = 1$ high-spin ground state [Fig. 1(b)]. The high-spin 3E excited state can be well-described by promoting an electron from the lower defect level to the upper level in the gap [10]. Between excited state and ground state triplets dark singlets appear that can selectively flip $m_s = \pm 1$ states to $m_s = 0$ state in the optical excitation cycle [11–15], i.e., the electron spin can be spin-polarized optically [Fig. 1(c)]. The spin-selective decay is predominantly caused by the intersystem crossing (ISC) between the optically accessible triplet 3E excited state [see Fig. 1(c)] and the singlet 1A_1 state which is mediated by the spin-orbit coupling between these states and phonons [14, 15]. Generally, the spin-orbit coupling plays a crucial role in the optical spin-polarization and readout of NV quantum bit (qubit) and alike [16–20].

The strength of the spin-orbit coupling in NV center may be detected at low temperature photoluminescence excitation (PLE) measurements of the 3E excited state in high quality diamond samples [21] where the strain does not deteriorate the fine spin level structure of the 3E excited state [14]. By combining the PLE data and group theory analysis, the spin-orbit strength was estimated to be 5.33 ± 0.03 GHz [21, 22] recorded at $T < 20$ K temperatures. We note that additional splitting and shift of the levels appear due to electron-

spin–electron-spin interaction [14] that is not discussed further here. Regarding the spin-orbit mediated ISC process, three different ISC rates have been recently deduced in the experiments [23]. This is surprising because group theory [14] predicts only a single decay channel from the A_1 substate of the 3E triplet. This phenomenon was qualitatively explained by assuming weak coupling of symmetry breaking acoustic e phonons to the A_1 , $E_{1,2}$ and A_2 substates that was derived in the frame of perturbation theory of electron-phonon coupling [23, 24]. Nevertheless, this theory does not quantitatively account on the experimental ratio between the ISC rates at cryogenic temperature.

Deep understanding of the nature of 3E excited state might resolve this issue. *Ab initio* simulations [25] and experiments [26–28] imply that the 3E excited state exhibits dynamic Jahn-Teller (DJT) effect where the vibronic levels split in 10 meV region [25]. This is more than three orders of magnitude larger than the observed spin-orbit coupling, thus spin-orbit coupling can be considered as a perturbation with respect to the DJT effect. In DJT systems, the phonons and orbitals are strongly coupled that goes *beyond* perturbation theory of electron-phonon coupling. That may lead to the damping or even quenching of spin-orbit coupling [29] where the damping parameter, i.e, the Ham reduction factor depends on the strength of electron-phonon coupling. For this reason, the strength of the intrinsic spin-orbit coupling in NV center is still an open question. In addition, the presumably strong electron-phonon coupling in 3E state may have implications in the ISC process of NV center.

Here we show by *ab initio* supercell density functional theory (DFT) calculations that the intrinsic spin-orbit coupling together with the damping caused by DJT can be accurately predicted for NV center in diamond. We show that strong electron-phonon coupling in the triplet excited state is an important aspect of the theory of non-radiative decay in NV center, and this novel theory accurately reproduces the ratio between the experimental ISC rates.

We apply supercell plane wave spin-polarized density functional theory (DFT) method to model the defect with the usual Born-Oppenheimer approximation. The Born-Oppenheimer

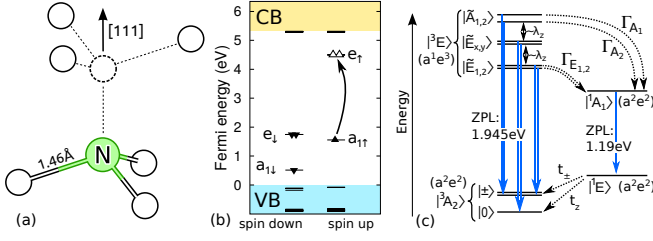


FIG. 1. NV center in diamond. (a) Schematic diagram of the structure of the negatively charged defect with the optimized carbon-nitrogen bond length. The symmetry axis of the defect in the diamond lattice is shown. (b) The calculated defect levels in the gap are depicted in the ground state where the curved arrow symbolizes the Δ SCF procedure for creating the triplet excited state. The e states are double degenerate. VB and CB corresponds to valence and conduction bands, respectively. (c) The corresponding ground state and excited states are shown as well as the optical electron spin polarization cycle. The spin-orbit splitting λ_z is depicted that separates the sublevels in the triplet 3E excited state. The corresponding intersystem crossing rates between the 3E substates ($\tilde{A}_{1,2}$, $\tilde{E}_{1,2}$ double group representations) and the singlet 1A_1 is labeled by Γ_s . The tilde labels the vibronic nature of these states. The intersystem crossing (t_{\pm} and t_z) from the 1E to the triplet ground state is shown for the sake of completeness that closes the spin-polarization cycle.

approximation treats the nuclei or ions as classical particles, where the motion of the electrons are solved in fixed coordinates of these ions providing the total energy of the system parametrized by the coordinates of ions. By varying the coordinates of ions one can achieve an adiabatic potential energy surface (APES) map of the system. The global minimum of APES defines the optimized geometry of the system. The NV center was modeled mostly in a 512-atom cubic supercell within Γ -point approximation that provides convergent electron charge density. In our simulations, we apply VASP 5.4.1 plane wave code [30] within projector-augmentation-wave-method (PAW) [31, 32] to treat the ions. We utilize the standard PAW-potentials and a convergent plane wave cutoff of 370 eV. We apply a very stringent upper limit of 10^{-4} eV/Å for the forces in the geometry optimization. For the calculation of the phonon spectrum we generate the dynamical matrix via finite differences of total energies. We applied the Huang-Rhys theory to calculate the overlap of phonon states [33, 34]. The implementation is described in our previous publication [35]. The 3E state is calculated by constrained-occupation DFT method by following the picture in Fig. 1(b) (Δ SCF) [10]. The singlet states cannot be described properly by conventional Kohn-Sham density functional theory because of the high correlation between the e orbitals. A crude estimation of the 1A_1 state is to apply spinpolarized singlet occupation of e_x orbital. We use this method to estimate the geometry of 1A_1 needed in the description of ISC. The optimized geometry in the excited state is calculated by minimizing the forces acting on the atoms in the electronic excited state within Δ SCF procedure. The electronic structure is calculated using HSE06 hybrid functional [36, 37] within DFT. Using this technique, it is possible, in particular, to reproduce

the experimental band gap and the charge transition levels in Group-IV semiconductors within 0.1 eV accuracy [38].

The spin-orbit coupling (SOC) was calculated within non-collinear approach as implemented in VASP 5.4.1 (see ref. 39). In our particular cases, the C_3 axis of the defect set the quantization axis of the spin that fixed in the calculation. As SOC is a tiny perturbation to the system we also fixed the coordinates in SOC calculations as obtained from the spin-polarized DFT calculations. Direct comparison to the experimental data can be extracted from the z component of SOC which coincides with the quantization axis of the spin, thus it is the diagonal term in the matrix elements representing the different components of SOC. The spin-orbit scattering rate, however, can be calculated from the λ_{\perp} components that are off-diagonal terms in the SOC Hamiltonian. SOC was calculated in the high symmetry configurations of NV(-) center. In this case, a single electron should occupy the double degenerate Kohn-Sham e state in the spin minority channel. After applying SOC this double degenerate Kohn-Sham state will split to e_x and e_y states. By using Δ SCF procedure it is feasible either to occupy the e_x or e_y state, and the calculated total energy difference is the strength of SOC. We find that the half of this total energy difference is equal within 10^{-7} eV to the split of e_x and e_y Kohn-Sham levels when these two states are occupied by half-half electrons. Thus, the strength of SOC can be calculated by the half-half occupation of the e states with following the SOC splitting of these e states. It is crucial to use Γ -point approximation in the integration of the Brillouin-zone in this procedure because the degenerate e orbitals slightly split in other k -points by reducing the symmetry of the orbitals that makes the readout of the SOC parameters ambiguous. We further note that $\langle {}^3E(A_1) | H_{SO} | {}^3E(A_1) \rangle = \frac{1}{2} \langle e_+ | H_{SO} | e_+ \rangle$ and $\langle {}^3E | H_{SO} | {}^1A_1 \rangle = \frac{1}{\sqrt{2}} \langle e_+^\dagger | H_{SO} | a_1^\uparrow \rangle$ for NV(-) defect where the latter is valid with the two basic assumptions described below in the discussion of ISC rates. Here the arrows represent the corresponding spin states and $|e_{\pm}\rangle = \frac{1}{\sqrt{2}}(|e_x\rangle \pm i|e_y\rangle)$. We note that we calculated SOC for the considered defects by Perdew-Burke-Ernzerhof (PBE) DFT functional [40] too for test purposes that is a significantly faster method than the HSE06 DFT method. In that case we used PBE optimized lattice constants and defect geometries.

First, we consider the spin-orbit splitting λ_z . Batalov and co-workers deduced a value of 5.3 GHz for this spin-orbit coupling (SOC) from PLE measurements [21] observed at 6 K temperature. We study this interaction by our *ab initio* method. The convergent SOC was achieved with scaling supercell size up to 1000-atom in the hybrid functional calculations and apply an exponential fit to the calculated results (see Ref. 34). The calculated λ_z for the 3E state of NV(-) is 15.8 GHz which is about $3\times$ larger than the measured one. However, the 3E excited state is principally Jahn-Teller unstable in the high C_{3v} symmetry that can lead to partial or full quenching of the spin-orbit coupling [29].

We conclude that the spin-orbit coupling should be stud-

ied *beyond* Born-Oppenheimer approximation. 3E state is orbitally degenerate where a symmetry breaking e phonon or quasi-local vibration mode can drive out the system from the high symmetry that may couple the components of the double degenerate E electron wavefunctions. This is a so-called $E \otimes e$

$$\hat{H} = \hbar\omega_e (a_x^\dagger a_x + a_y^\dagger a_y + 1) + F(x\sigma_z + y\sigma_x) + G[(x^2 - y^2)\sigma_z + 2xy\sigma_x], \quad (1)$$

where $a_{x,y}$, $a_{x,y}^\dagger$ operators create or annihilate an e vibration. The double degenerate e mode has x and y components. $\hbar\omega_e$ is the energy of the effective e mode that drives the distortion of the system, and F and G are electron-vibration coupling related terms. The electrons are represented by the Pauli matrices σ . F and G can be directly derived from the calculated APES which results in the Jahn-Teller energy (E_{JT}) and the barrier energy δ_{JT} between the global minima (see Fig. 2) as follows: $E_{JT} = \frac{F^2}{2\hbar\omega_e}$, $G = \delta_{JT}\hbar\omega_e/2E_{JT}$. The $\hbar\omega_e$ energy can be derived from the parabola fitting to the calculated APES. Finally, all the parameters can be readout from APES (see Table I) that allows to solve Eq. (1) numerically that provides the electron-phonon coupling coefficients [34]. The exact solution can be expanded into series as $|\Psi_\pm\rangle = \sum_{nm} [c_{nm}|E_\pm\rangle \otimes |n, m\rangle + d_{nm}|E_\mp\rangle \otimes |n, m\rangle]$, where we limit the expansion up to four oscillator quanta ($n + m \leq 4$) which is numerically convergent within 0.2%. The p reduction factor that reduce the spin-orbit interaction can be then calculated from these coupling coefficients as $p = \sum_{nm} [c_{nm}^2 - d_{nm}^2]$ which represents the mixture of the E^+ component with the E^- component of the 3E state that results in the quenching of the effective angular momentum. We note that by taking only the linear term either numerically or approximately [41] results in 10% lower value for the damping factor (see details in Ref. 34).

The calculated quenching factor is large that can strongly modify the intrinsic (purely orbital) value. The final result is 4.8 GHz that agrees within 10% with the experimental result (see Table I). Despite the remaining discrepancy between the calculated and measured SOC, the improvement is giant in SOC when DJT effect is considered that demonstrates the complex physics of this system. We emphasize that this result was obtained from first principles calculations in the micro-electronvolt energy region of SOC.

We turn to the investigation of the ISC process which depends on the perpendicular component of the spin-orbit coupling, λ_\perp [14, 15]. The ISC rate between the triplet 3E and 1A_1 may be calculated [23] as

$$\Gamma_{A_1} = 4\pi\hbar\lambda_\perp^2 F(\Delta), \quad (2)$$

where λ_\perp is given in rad/s unit and F is the energy dependent density of states multiplied by the overlap of the vibrational states of 3E and 1A_1 electronic states, and Δ is the energy

DJT system that was already analyzed in detail by Ham [41] and Bersuker [42, 43]. Here, Since the defect has C_{3v} symmetry thus the quadratic JT Hamiltonian should be considered (see the analysis in Ref. 34). By introducing the dimensionless coordinates along $x = a_x^\dagger + a_x$ and $y = a_y^\dagger + a_y$, the quadratic DJT Hamiltonian reads as

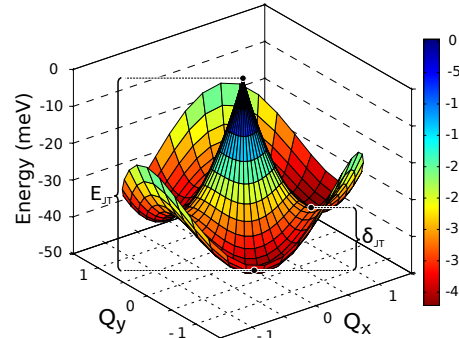


FIG. 2. Adiabatic potential surface (APES) of the quadratic DJT system for NV($-$) 3E excited state. $Q_{x,y}$ configuration coordinates represent the degenerate e phonon. E_{JT} is the Jahn-Teller energy which is the energy difference between the total energy at the high symmetry configuration and the distorted configuration. The energy barrier of δ_{JT} occurs between the three equivalent distorted configurations.

TABLE I. SOC splitting parameters for the excited state of NV($-$). By using E_{JT} Jahn-Teller energy, $\hbar\omega_e$ phonon energy, and δ_{JT} barrier energy the p reduction factors can be evaluated. The partially quenched $p\lambda_z$ SOC parameters are expected to be observed in the experiments. The calculated values are valid at 0 K temperature. We note that PBE functional results in $E_{JT} = 25$ meV and $\delta_{JT} = 10$ meV (see Ref. 25)

λ_z	E_{JT}	δ_{JT}	$\hbar\omega_e$	p	$p \cdot \lambda_z$	exp.
(GHz)	(meV)	(meV)	(meV)		(GHz)	(GHz)
15.8	41.8	9.1	77.6	0.304	4.8	5.3 ^a , 5.33 \pm 0.03 ^b

^a λ_z in ref. 21 measured at 6 K temperature.

^b λ_z in ref. 22 observed below 20 K temperatures.

gap between 3E and 1A_1 states. Here, we follow the convention in Ref. 23 for the definition of λ_\perp . We note that Eq. 2 implicitly assumes that the electronic states of 3E and 1A_1 participating in the ISC process do not change their character during the motion of nuclei, i.e., the λ_\perp remains fixed independently from the coordinates of the atoms. This assumption is an analog to the Condon approximation on the optical excitation of polyatomic systems that we call basic assumption (i). This theory can explain the ISC process from A_1 state.

We demonstrate below that by invoking the DJT nature of 3E triplet state, the three ISC rates at cryogenic temperatures

[23, 24] can be naturally explained. To this end, we express the four $m_s = \pm 1$ electron-phonon coupled 3E wave functions in the Born-Oppenheimer basis of symmetry adapted terms, $|\tilde{A}_1\rangle$, $|\tilde{A}_2\rangle$, $|\tilde{E}_1\rangle$, $|\tilde{E}_2\rangle$ (see Supplemental Materials). The symmetry adapted basis allows us to determine the phonon-induced or DJT induced mixing of electronic orbitals between the $m_s = \pm 1$ states. One can realize that degenerate $|\tilde{E}_1\rangle$ and $|\tilde{E}_2\rangle$, and $|\tilde{A}_2\rangle$ vibronic wave functions contain the $|A_1\rangle$ electronic orbital which makes the spin-orbit mediated scattering to the 1A_1 singlet state feasible. This explains the three different ISC rates even at cryogenic temperature. By taking the vibronic nature of these $m_s = \pm 1$ states into account, the corresponding ISC rates can be written as

$$\Gamma_{A_1} = 4\pi\hbar\lambda_{\perp}^2 \sum_{i=1}^{\infty} [c_i^2 F(\Delta - n_i\hbar\omega_e)], \quad (3)$$

$$\Gamma_{E_{1,2}} = 4\pi\hbar\lambda_{\perp}^2 \sum_{i=1}^{\infty} \left[\frac{d_i^2}{2} F(\Delta - n_i\hbar\omega_e) \right], \quad (4)$$

$$\Gamma_{A_2} = 4\pi\hbar\lambda_{\perp}^2 \sum_{i=1}^{\infty} [f_i^2 F(\Delta - n_i\hbar\omega_e)], \quad (5)$$

where c_i , d_i and f_i expansion coefficients are calculated *ab initio* by solving the electron-phonon Hamiltonian, and n_i is the quantum number of the phonons of 1A_1 electronic state.

Here, we still applied the basic assumption (i) in the ISC process but we explicitly consider the DJT nature of 3E state. We found that f_i^2 is very small (see Supplemental Materials), thus Γ_{A_2} is two orders of magnitude smaller than Γ_{A_1} or $\Gamma_{E_{1,2}}$, in agreement with the experiment. The ratio of $\Gamma_{E_{1,2}}/\Gamma_{A_1}$ requires the explicit calculation of F function that depends on Δ and the overlap of phonon states of the electronic states. As the value of Δ is unknown we use it as a parameter. The theoretical upper limit of Δ can be calculated from the ZPL energies of the visible and near-infrared (NIR) optical transitions [44] that results in $\Delta < 0.75$ eV which ensures that the 1E singlet level is above that of 3A_2 groundstate. Regarding the overlap of phonon states, we apply the Huang-Rhys approximation to calculate this quantity that is within our assumption (i) but further assumes that the parabolic APES of the electronic states so the phonon energies and states are the same in the two electronic states involved in ISC. This Huang-Rhys approximation was already implicitly employed by using ω_e in Eqs. 3-5 where the value $\hbar\omega_e$ can be read in Table I. As the ISC occurs between 3E and 1A_1 states, the optimized geometry of these states are required in the calculation of their phonons overlap function that is characterized by its S Huang-Rhys factor (see Supplementary Materials). However, Kohn-Sham HSE06 DFT cannot explicitly calculate the 1A_1 state. An upper bound theoretical limit on the S factor can be taken from the geometry change between the 3A_2 groundstate and 3E excited state where the DJT feature in 3E geometry should be eliminated. Our calculated

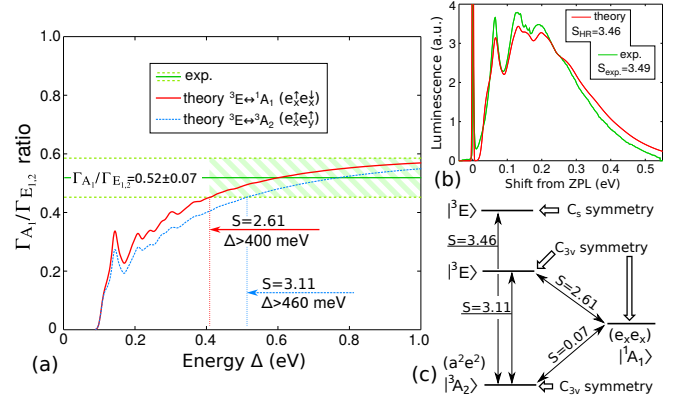


FIG. 3. The DJT theory of ISC rates on NV(-) center. (a) The measured ratio of ISC rates (straight horizontal line) with the given error bar (dotted horizontal lines) from Ref. 23) and the calculated ISC rates as a function of Δ with two S parameters that are derived from two geometry changes as explained in the legend and (c). (b) The experimental (Ref. 44) and our *ab initio* simulated PL spectrum where S_{exp} and S_{HR} are the experimentally deduced and calculated Huang-Rhys factors. The contribution of ZPL (sharp peak) to the full PL spectrum is about 4%. (c) Diagram about the calculated S factors. The energy levels are not scaled for the sake of clarity. The geometry of 1A_1 singlet is approximated from that of $(e_x e_x)$ singlet determinant.

S factor for this optical transition agrees well with the value deduced from the experimental PL spectrum of NV(-) [see Fig. 3(b)] that confirms the accuracy of our *ab initio* approach [45]. By eliminating the DJT feature in the phonon overlap function, we find $S = 3.11$ [see Fig. 3(c)]. By assuming that the geometry of the 3A_2 groundstate and the 1A_1 singlet is the same because of sharing the same e^2 electronic configuration, $S = 3.11$ can be a theoretical upper bound limit. However, sharing the same e^2 electronic configuration does not guarantee the same optimized geometries for 3A_2 , and 1A_1 and 1E singlets. Indeed, NIR PL and absorption studies found $S = 0.9$ for the ${}^1A_1 \leftrightarrow {}^1E$ optical transition in NV(-) [44], thus the geometries of the two singlets differs. We conclude that it is not well supported to assume that the geometries of 1A_1 and 3A_2 is exactly the same. Therefore, we roughly approximate the geometry of 1A_1 state from $(e_x e_x)$ singlet spin-polarized HSE06 DFT calculation. We find $S = 2.61$ with this procedure that reflects a small change in the geometry [see Fig. 3(c)]. The final result on the ratio of $\Gamma_{E_{1,2}}/\Gamma_{A_1}$ as a function of Δ is plotted in Fig. 3(a). As can be seen the $S = 3.11$ curve implies too large Δ values going above the theoretical upper limit in a wide region when the experimental ratio is reproduced. On the other hand, $S = 2.61$ curve mostly provides reasonable Δ values. This implies that S should be indeed significantly smaller than that of $S = 3.11$ derived from the groundstate geometry.

In order to calculate the ISC rates, λ_{\perp} should be determined. Unlike the case of λ_z , one has to apply an approximation to do this, namely, that the Kohn-Sham wave functions building up the 3E state and the 1A_1 multiplet do not

change. This is basic assumption (ii) in the ISC rate calculation which permits to compute λ_{\perp} *ab initio* by using the a_1 and $e_{x,y}$ Kohn-Sham wave functions of the NV(−) in the 3E excited state [see Fig. 1(b)]. The converged intrinsic value is $\lambda_{\perp} = 56.3$ GHz which is relatively large, and it is not damped by DJT because 1A_1 state is not the part of DJT effect. We note that the nitrogen contribution is minor in λ_z whereas it is significant in λ_{\perp} that explains the large anisotropy between λ_z and λ_{\perp} . With these λ_{\perp} , S factors and reasonable Δ values in Fig. 3(a), we obtain an order of magnitude larger ISC rates than the experimental ones at $\Gamma_{A_1} = 16.0$ MHz and $\Gamma_{E_{1,2}} = 8.3$ MHz [23]. We conclude that λ_{\perp} might be too large. We suspect that the large λ_{\perp} is the consequence of the two basic assumptions, particularly, of assumption (ii). The exact determination of Δ and λ_{\perp} requires an accurate *ab initio* calculation of the 1A_1 multiplet state as a function of configuration coordinate of NV(−) center. That would make possible a full *ab initio* calculation of the ISC rates. Finally, we emphasize here that the ratio of the low-temperature multiple ISC rates is quantitatively reproduced by our DJT theory.

In conclusion, we demonstrated on NV center in diamond that the spin-orbit coupling can be well calculated from *ab initio* methods in dynamic Jahn-Teller systems. We implemented and applied a method to calculate the damping factor on spin-orbit coupling caused by DJT effect from first principles. Our theory revealed that the strong coupling between electrons and phonons is responsible for the multiple scattering rates at cryogenic temperatures. Our results demonstrate the power of *ab initio* modeling of this complex system that can be applied to other solid state qubits, in order to predict their key properties (electron-phonon coupling and spin-orbit coupling) that determine their initialization and readout.

Support from the EU Commission (DIADEMS project contract No. 611143) is acknowledged.

* gali.adam@wigner.mta.hu

- [1] T. D. Ladd, F. Jelezko, R. Laflamme, Y. Nakamura, C. Monroe, and J. L. O'Brien, *Nature* **464**, 45 (2010).
- [2] D. D. Awschalom, L. C. Bassett, A. S. Dzurak, E. L. Hu, and J. R. Petta, *Science* **339**, 1174 (2013), <http://www.sciencemag.org/content/339/6124/1174.full.pdf>.
- [3] L. du Preez, University of Witwatersrand (1965).
- [4] G. Balasubramanian, P. Neumann, D. Twitchen, M. Markham, R. Kolesov, N. Mizuochi, J. Isoya, J. Achard, J. Beck, J. Tissler, V. Jacques, P. R. Hemmer, F. Jelezko, and J. Wrachtrup, *Nature Mater.* **8**, 383 (2009).
- [5] F. Jelezko and J. Wrachtrup, *Phys. Stat. Sol. A* **203**, 3207 (2006).
- [6] B. B. Buckley, G. D. Fuchs, L. C. Bassett, and D. D. Awschalom, *Science* **330**, 1212 (2010).
- [7] L. Robledo, L. Childress, H. Bernien, B. Hensen, P. F. A. Alkemade, and R. Hanson, *Nature* **477**, 574 (2011).
- [8] A. Gali, M. Fyta, and E. Kaxiras, *Phys. Rev. B* **77**, 155206 (2008).
- [9] A. Gali, *Phys. Rev. B* **80**, 241204 (2009).
- [10] A. Gali, E. Janzén, P. Deák, G. Kresse, and E. Kaxiras, *Phys. Rev. Lett.* **103**, 186404 (2009).
- [11] J. Harrison, M. Sellars, and N. Manson, *Diamond and Related Materials* **15**, 586 (2006).
- [12] J. Wrachtrup and F. Jelezko, *Journal of Physics-Condensed Matter* **18**, S807 (2006).
- [13] N. B. Manson, J. P. Harrison, and M. J. Sellars, *Phys. Rev. B* **74**, 104303 (2006).
- [14] J. R. Maze, A. Gali, E. Togan, Y. Chu, A. Trifonov, E. Kaxiras, and M. D. Lukin, *New Journal of Physics* **13**, 025025 (2011).
- [15] M. W. Doherty, N. B. Manson, P. Delaney, and L. C. L. Hollenberg, *New Journal of Physics* **13**, 025019 (2011).
- [16] C. Hepp, T. Müller, V. Waselowski, J. N. Becker, B. Pingault, H. Sternschulte, D. Steinmüller-Nethl, A. Gali, J. R. Maze, M. Atatüre, and C. Becher, *Phys. Rev. Lett.* **112**, 036405 (2014).
- [17] V. Nadolinny, A. Komarovskikh, Y. Palyanov, I. Kupriyanov, Y. Borzdov, M. Rakhmanova, O. Yuryeva, and S. Veber, *physica status solidi (a)* **213**, 2623 (2016).
- [18] W. F. Koehl, B. B. Buckley, F. J. Heremans, G. Calusine, and D. D. Awschalom, *Nature* **479**, 84 (2011).
- [19] V. A. Soltamov, A. A. Soltamova, P. G. Baranov, and I. I. Proskuryakov, *Phys. Rev. Lett.* **108**, 226402 (2012).
- [20] D. J. Christle, P. V. Klimov, C. F. de las Casas, K. Szász, V. Ivády, V. Jokubavicius, J. Ul Hassan, M. Syväjärvi, W. F. Koehl, T. Ohshima, N. T. Son, E. Janzén, A. Gali, and D. D. Awschalom, *Phys. Rev. X* **7**, 021046 (2017).
- [21] A. Batalov, V. Jacques, F. Kaiser, P. Siyushev, P. Neumann, L. J. Rogers, R. L. McMurtrie, N. B. Manson, F. Jelezko, and J. Wrachtrup, *Phys. Rev. Lett.* **102**, 195506 (2009).
- [22] L. C. Bassett, F. J. Heremans, D. J. Christle, C. G. Yale, G. Burkard, B. B. Buckley, and D. D. Awschalom, *Science* **345**, 1333 (2014).
- [23] M. L. Goldman, A. Sipahigil, M. W. Doherty, N. Y. Yao, S. D. Bennett, M. Markham, D. J. Twitchen, N. B. Manson, A. Kubanek, and M. D. Lukin, *Phys. Rev. Lett.* **114**, 145502 (2015).
- [24] M. L. Goldman, M. W. Doherty, A. Sipahigil, N. Y. Yao, S. D. Bennett, N. B. Manson, A. Kubanek, and M. D. Lukin, *Phys. Rev. B* **91**, 165201 (2015).
- [25] T. A. Abtew, Y. Y. Sun, B.-C. Shih, P. Dev, S. B. Zhang, and P. Zhang, *Phys. Rev. Lett.* **107**, 146403 (2011).
- [26] K.-M. C. Fu, C. Santori, P. E. Barclay, L. J. Rogers, N. B. Manson, and R. G. Beausoleil, *Phys. Rev. Lett.* **103**, 256404 (2009).
- [27] T. Plakhotnik, M. W. Doherty, and N. B. Manson, *Phys. Rev. B* **92**, 081203 (2015).
- [28] R. Ulbricht, S. Dong, I.-Y. Chang, B. M. K. Mariserla, K. M. Dani, K. Hyeon-Deuk, and Z.-H. Loh, *Nature Communications* **7**, 13510 (2016).
- [29] F. S. Ham, *Phys. Rev.* **138**, A1727 (1965).
- [30] G. Kresse and J. Furthmüller, *Phys. Rev. B* **54**, 11169 (1996).
- [31] P. E. Blöchl, *Phys. Rev. B* **50**, 17953 (1994).
- [32] O. Bengone, M. Alouani, P. Blöchl, and J. Hugel, *Phys. Rev. B* **62**, 16392 (2000).
- [33] A. Alkauskas, B. B. Buckley, D. D. Awschalom, and C. G. V. de Walle, *New Journal of Physics* **16**, 073026 (2014).
- [34] See Supplemental Material at <http://link.aps.org/supplemental/10.1103/PhysRevLett.xxx> for details on the spin-orbit coupling calculations, dynamical Jahn-Teller theory and numerical results, calculated Huang-Rhys factors and the estimated phonon overlap function.
- [35] A. Gali, T. Demján, M. Vörös, G. Thiering, E. Cannuccia, and A. Marini, *Nature Communications* **7**, 11327 (2016).
- [36] J. Heyd, G. E. Scuseria, and M. Ernzerhof, *The Journal of Chemical Physics* **118**, 8207 (2003).

- [37] A. V. Krukau, O. A. Vydrov, A. F. Izmaylov, and G. E. Scuseria, *The Journal of Chemical Physics* **125**, 224106 (2006).
- [38] P. Deák, B. Aradi, T. Frauenheim, E. Jánzén, and A. Gali, *Phys. Rev. B* **81**, 153203 (2010).
- [39] S. Steiner, S. Khmelevskiy, M. Marsmann, and G. Kresse, *Phys. Rev. B* **93**, 224425 (2016).
- [40] J. P. Perdew, K. Burke, and M. Ernzerhof, *Phys. Rev. Lett.* **77**, 3865 (1996).
- [41] F. S. Ham, *Phys. Rev.* **166**, 307 (1968).
- [42] I. Bersuker, *The Jahn-Teller effect* (Cambridge University Press, 2006).
- [43] I. Bersuker and V. Polinger, *Vibronic interactions in molecules and crystals*, Vol. 49 (Springer Science & Business Media, 2012).
- [44] P. Kehayias, M. W. Doherty, D. English, R. Fischer, A. Jarmola, K. Jensen, N. Leefer, P. Hemmer, N. B. Manson, and D. Budker, *Phys. Rev. B* **88**, 165202 (2013).
- [45] We note that Ref. 33 obtained $S = 3.63$ for ${}^3A_2 \rightarrow {}^3E$ optical transition at the same size of supercell at a C_{3v} configuration that was obtained by smearing the occupation of the e orbitals evenly in 3E excited state.