
A new look at clustering through the lens of deep convolutional neural networks

Ali Borji *

Department of Computer Science
University of Central Florida
Orlando, FL
aborji@crcv.ucf.edu

Aysegul Dundar *

Purdue University
West Lafayette, IN
adundar@purdue.edu

Abstract

Classification and clustering have been studied separately in machine learning and computer vision. Inspired by the recent success of deep learning models in solving various vision problems (e.g., object recognition, semantic segmentation) and the fact that humans serve as the gold standard in assessing clustering algorithms, here, we advocate for a unified treatment of the two problems and suggest that hierarchical frameworks that progressively build complex patterns on top of the simpler ones (e.g., convolutional neural networks) offer a promising solution. We do not dwell much on the learning mechanisms in these frameworks as they are still a matter of debate, with respect to biological constraints. Instead, we emphasize on the compositionality of the real world structures and objects. In particular, we show that CNNs, trained end to end using back propagation with noisy labels, are able to cluster data points belonging to several overlapping shapes, and do so much better than the state of the art algorithms. The main takeaway lesson from our study is that mechanisms of human vision, particularly the hierarchal organization of the visual ventral stream should be taken into account in clustering algorithms (e.g., for learning representations in an unsupervised manner or with minimum supervision) to reach human level clustering performance. This, by no means, suggests that other methods do not hold merits. For example, methods relying on pairwise affinities (e.g., spectral clustering) have been very successful in many cases but still fail in some cases (e.g., overlapping clusters).

1 Introduction

Clustering, a.k.a unsupervised classification or nonparametric density estimation, is central to many data-driven domains and has been studied heavily in the past. The task in clustering is to group a given collection of unlabeled patterns into meaningful clusters such that objects within a cluster are more similar to each other than they are to objects in other clusters. Clustering provides a summary representation of data at a coarse level and is used widely in many disciplines (e.g., computer vision, bioinformatics, text processing) for exploratory data analysis (a.k.a pattern mining) as well as representation learning (e.g., bag of words). Despite the introduction of thousands of clustering algorithms in the past [1], some challenges still remain. For instance, existing algorithms fall short in dealing with different cluster shapes, high dimensions, automatically determining the number of clusters or other parameters, large amounts of data, choosing the appropriate similarity measure, incorporating domain knowledge, and cluster evaluation. Further, no clustering algorithm can consistently win over other algorithms, handle all test cases, and perform at the level of humans.

Deep neural networks have become a dominant approach to solve various tasks across many fields. They have been proven successful in several domains including computer vision [34], natural language

*Equal contribution

processing [14], and speech recognition [17] for tasks such as scene and object classification [34, 26], pixel-level labeling for image segmentation [41, 64], modeling attention [6, 8], image generation [24], robot arm control [38], speech recognition [25], playing Atari games [43] and beating the Go champion [55].

Deep Convolutional Neural Networks (CNNs) [23, 35] have been particularly successful over vision problems. One reason is that nearby pixels in natural scenes are highly correlated [30]. Further natural objects are compositional. These facts allow applying the same filters across spatial locations (and hence share weights), and build complex filters from simpler ones to detect high-level patterns (e.g., object parts, objects). We advocate that these properties are highly appealing when dealing with clustering problems. For instance, the classic two half moons example can be solved by applying a filter that is selective to each half moon. Or, when two clusters with different shapes overlap, the problem can be solved by having filters responding to each shape. Solving these cases is very challenging by just looking at local regions around points and being blind to the high-level patterns. Incorporating domain knowledge, while working in some cases, does not give a general solution for solving all clustering problems. The human visual system easily solves these 2D problems because it is a general system with a rich set of learned or evolved filters. We believe that deep CNNs, although imperfect models of the human vision as they lack feedback and lateral connections carry a huge promise for solving clustering tasks. Further, as we will argue, they offer a unified solution to both classification and clustering tasks.

The current demarcation between classification and clustering becomes murky when we notice that researchers often refer to human judgments in evaluating the outcomes of clustering algorithms. Indeed, humans learn quite a lot about the visual world during their life time. Moreover, the structure of the visual system has been fine-tuned through the evolution. Thus, certainly, there is a learning component involved which has been often neglected in formulating clustering algorithms. While this is sensible from an application point of view (e.g., pattern mining), not only it limits the pursuit for stronger algorithms but also narrows our understanding of human vision.

Learning techniques have been utilized for clustering in the past (e.g., [3, 5, 47]), for example for tuning parameters (e.g., [3]). Deep networks have also been exploited for clustering (e.g., [29, 27, 60]). However, to our knowledge, while CNNs have been already adopted for image segmentation, so far they have not been exploited for generic clustering. Our goal is to investigate such possibility. To this end, instead of borrowing from clustering to do image segmentation, we follow the opposite direction and propose a deep learning based approach to clustering.

Our method builds on the fully convolutional network literature, in particular, recent work on edge detection and semantic segmentation which utilize multi-scale local and non-local cues [50]. Thanks to a high volume of labeled data, high capacity of deep networks, powerful optimization algorithms, and high computational power, deep models win on these tasks. We are also strongly inspired by the works showing the high resemblance between human vision mechanisms and CNNs from behavioral, electrophysiological, and computational aspects [52, 62, 53, 19, 35, 34, 26, 7]. Our study enriches our understanding of the concept of clustering and its relations with classification.

2 Related Work

Data clustering algorithms. Clustering approaches can be broadly classified into hierarchical and partitional types [1]. Hierarchical approaches either start with a single big cluster and recursively split it into smaller ones (top-down) or begin with several small clusters, and then gradually merge them (bottom-up or agglomerative). A classic example of partitional methods is the k-means [40] algorithm which minimizes the sum of squared errors between data points and their nearest cluster centers. Some frequently used algorithms include spectral clustering [13, 44], expectation maximization (EM) [18], Meanshift [15], and non-negative matrix factorization (NMF) [37]. Density-based algorithms, a class of partitional methods, classify points by identifying regions heavily populated with data. Some examples include DBSCAN [21], GDBSCAN [51], OPTICS [2], and CFSFDP [49]. Neural networks have also been utilized to build clustering algorithms (e.g., ARTMAP [9] and SOM [33]).

Boundary assignment. This problem has also been studied under the names of boundary completion, border ownership, occlusion handling, figure-ground interpretation or segmentation in cognitive sciences, computational neuroscience (e.g., [65, 63]) and computer vision. It has long been recognized as an important human ability for scene understanding and perception. Here, the main goal is to tell which region a border belongs to or to identify an object in the image and separate it from the

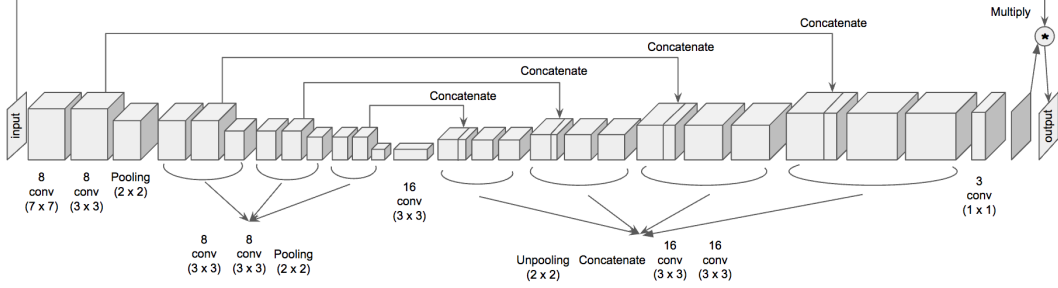


Figure 1: U-Net architecture [50] adopted in this work.

background. The Gestalt psychologists were among the first to study these processes (e.g., [32]). They pointed out that visual perception tends to assign dividing edges to objects, not to the background (e.g., Kanizsa triangle). Research in computer vision on detecting occlusion relations in natural images was stimulated by the construction of the BSDS border ownership dataset [48]. Deep learning methods have recently been exploited for solving the boundary assignment problem (e.g., [59]).

Semantic segmentation. The goal in these techniques is to assign structured semantic labels — typically, object class labels — to individual pixels in images. This problem has been studied extensively over decades, yet remains challenging. This is mainly because objects can appear widely differently in images due to significant variations in the pose, scale, lighting, occlusion, background clutter, etc. However, in spite of such challenges, the techniques based on deep learning demonstrate impressive performance in the standard benchmark datasets such as PASCAL VOC [22] or MS COCO [39]. Most deep learning based approaches pose semantic segmentation as a pixel-wise classification problem (e.g., [41, 11, 46]). Although these approaches have achieved good performance compared to previous methods, they demand a large number of segmentation ground-truths. Clustering scenarios we are studying in this paper are quite different than image segmentation and instance segmentation challenges. In clustering, the input is sparse and occlusion is seen through, therefore a combination of detection and segmentation can not give the instance clusters.

Deep learning for clustering. Currently, there is only a little work on exploiting deep neural network for clustering. Hsu and Kira [29] utilized pairwise constraints to train a neural network to perform clustering. In [10], deep belief networks [28] were used for non-parametric clustering. Wang et al. [60] proposed a task-specific deep architecture for clustering based on sparse coding. Some works have focused on learning representations (or embeddings) for clustering. Here the idea is to first transform the original data to a lower dimensional space with a nonlinear mapping $f_\theta : X \rightarrow Z$, where θ are parameters and Z is the latent feature space. Adopting this, Xie et al. [61] proposed an approach for image clustering. Song et al. [56] defined a new objective function by considering the reconstruction error from an auto-encoder network and restricting the distance in the learned space between data and their corresponding cluster centers. Hershey et al. [27] proposed a deep clustering approach to solving acoustic source separation. Rather than directly estimating signals or masking functions, they trained a deep network to produce spectrogram embeddings. [10] explored the possibility of employing deep learning in graph clustering. They first learned a nonlinear embedding of the original graph by an autoencoder, followed by k-means algorithm on the embedding to obtain the final clustering result.

3 Model Description

We are motivated by three observations. First, CNNs have been very successful over a variety of vision problems such as semantic segmentation, edge detection, and recognition. Second, CNNs learn representations through several stages of non-linear processing, akin to how the cortex adapts to represent the visual world [62]. Similar to other biological models of visual cortex (e.g., HMAX [53]), these models capture aspects of the organization of the visual ventral stream. Third, clustering methods are often evaluated against human perception motivating biologically inspired solutions.

Our strategy parallels recent work in using CNNs for semantic segmentation. A crucial difference, however, is that cluster identities (class labels) are not important here. For instance, if a triangle and a circle exist in the image, the shape labels can be anything as long as clusters are correctly separated. Unlike previous work, instead of learning embeddings, we use back propagation via stochastic

gradient descent to optimize a clustering objective to learn the mapping, which is parameterized by a deep neural network. In this way, there is no need to specify parameters such as the number of clusters, distance measure, scale, cluster centers, etc.

3.1 The network architecture

Figure 1 shows the proposed deep network architecture which is based on the U-Net [50]; an encoder-decoder with skip connections. The input is a binary image with a single channel, also shown in Figure 2. Input is fed to five stacks of [convolution, convolutions, pooling] modules. These are followed by five stacks of decoder modules [convolution, convolution, upsampling]. Skip connections from mirrored layers in the encoder are fed to decoder stacks. Such skip connections recover the spatial image information which might have been lost through successive convolution and pooling operations in the encoder. Finally, three 1×1 filters are applied to collapse the convolutional maps to three channels that can cluster three objects (one channel per cluster). Each convolution layer in the decoder module has 16 filters and is followed by a ReLU layer except the last convolution layer which uses Sigmoid activation. Then, the pointwise multiplication of the output and the input is calculated to generate the final cluster map (denoted as the output map in Figure 2). This multiplication removes the background pixels from the output, giving us only the prediction for points that are of interest.

3.2 Training procedure and ground truth

To implement our model, we use the Keras [12] platform. We use 128×128 binary images as inputs (see Figure 2). The corresponding ground truth map for each input is generated as follows: the points belonging to the topmost cluster are assigned label 0, descending top-down in the image, points belonging to the next cluster are assigned label 1, and so on. This process is repeated until all clusters are labeled. This way the labels are independent of the object shapes. This makes our training scheme different from classification and segmentation methods where each object is always assigned the exact same label. Notice that here we are mainly interested in separating the objects from each other rather than correctly classifying them. Despite this, as we will show later, the network is able to cluster objects with the same shape successfully. We use the mean squared error loss and train the network with the Adam optimizer [31]. Batch size is set to 16 and learning rate to 0.001.

4 Experimental Evaluation

4.1 Synthetic data

Here, we explain the process of generating the synthetic images to train and test our model.

Geometric shape stimuli. Objects are parametrized using several variables including $S = \{\text{Circle, Ring, Square, SquareRing, Bar}\}$, $O = \{1, \dots, m\}$, $D = [200 \ 300]$, and $SC = [10 \ 30]$. They, in order, denote the set of possible shapes, the set of the possible number of objects to place in the image, the interval of point densities for an object, and the interval of possible object scales.

To generate an image, first a number $k \in O$, indicating the number of objects is randomly drawn. The following is then repeated k times. Random density and scales are chosen for clusters. The cluster is randomly rotated θ degrees ($\theta \in [0, 2\pi]$) and shifted such that it remains within the image boundary. The output is then saved as a 128×128 pixels binary image (1 for shape pixels and 0 for background) to be fed to CNN. Ground truth of clusters is saved for training and evaluation.

Gaussian mixture distribution. To randomly generate a Gaussian Mixture Density distribution, a 2D mean vector $M = [x \ y]$ is randomly sampled ($x, y \in [20 \ 100]$). A random matrix $A = [a \ b; c \ d]$ is generated with elements in $[0 \ 1]$. The matrix $A'A$ which is symmetric and positive semidefinite is chosen as the covariance matrix for a Gaussian. The same is repeated to assign random mean and covariances matrices for m Gaussians ($m \in \{2, 3\}$) in the image. After having the Gaussian distributions, we randomly sample $D \in [100 \ 400]$ points from each Gaussian and form the input and output images as in the shapes case.

Some sample generated images are shown in Figure 2. While it seems easy for humans to find the clusters in these images, as will be shown in the next section, our stimuli poses a serious challenge to current best clustering algorithms. In particular, current clustering algorithms fail when clusters occlude each other. The reason is that they lack a global understanding of the patterns.

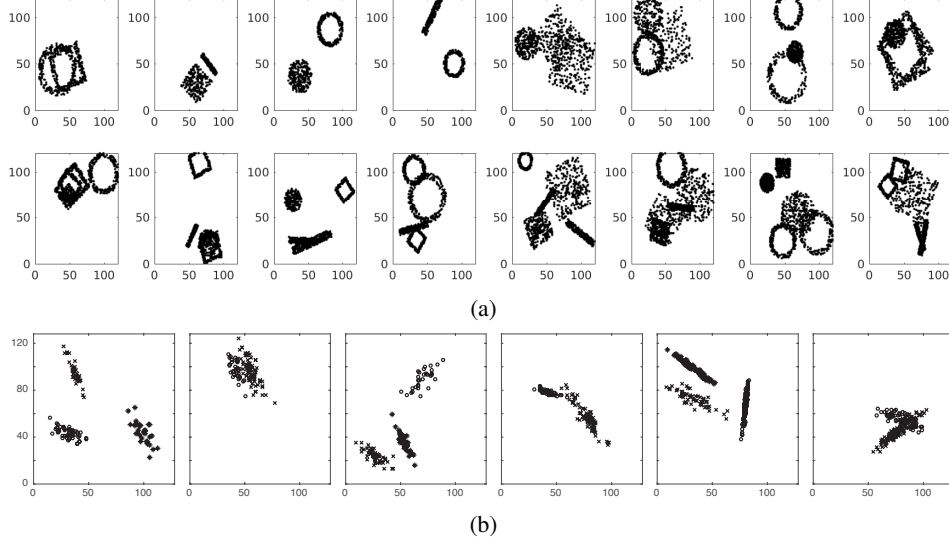


Figure 2: Examples of synthetically generated stimuli. Random parameters include number of objects, shape type, point density, object scale, rotation, and location that are sampled for each image. Parameter ranges are set to increase the chance of overlap among objects. (a) Stimuli generated with shapes. Shapes include circle(filled), ring, square(filled), square ring, and bar. (b) Stimuli generated with Gaussian distributions. Gaussian clusters are shown with different markers for the illustration purpose.

4.2 Evaluation metric

Since our purpose is to do clustering, and not classification, prediction score is not sensible to evaluate the performance. Instead, we define an intuitive straightforward evaluation score as follows. Given n points in the image, a binary matrix of size n^2 is formed where each element indicates whether two points belong to the same cluster or not. A similar matrix is created for the prediction of each model. Notice that the order of points is preserved when constructing these matrices. Then, the Hamming distance between the ground truth matrix and the prediction matrix is calculated which determines the fraction of cases they do not agree with each other (i.e., error rate).

4.3 Benchmark algorithms

We used the following clustering methods as the benchmark algorithms:

k-Means (KM) [40], minimizes the sum of squared errors between data points and their nearest cluster centers. It is a simple and widely used method.

Fuzzy C-Means (FCM) [20, 4] assigns soft labels to data points meaning that each data point can belong to more than one cluster with different degrees of membership.

Spectral Clustering. We employ two spectral clustering algorithms. These algorithms perform a spectral analysis of the matrix of point-to-point similarities instead of estimating an explicit model of data distribution (as in k-Means). The first one is the Normalized Cut (NC) proposed by Shi and Malik [54]. Here, first, a graph is built from the image (pixels as nodes, edges as similarities between pixels). Then, algorithm cuts the graph into two subgraphs. The second algorithm, known as Ng-Jordan-Weiss (NJW) [45] is a simple and significant example of spectral clustering which analysis the eigenvectors of the Laplacian of the similarity matrix. Spectral clustering has been shown to work well on data that is connected but not necessarily compact or clustered within convex boundaries.

Mean shift (MS) [15] iteratively seeks the modes of a density function from discrete samples of that function. Mean Shift performs as follows. First, it fixes a window around each data point. Then, computes the mean of data within each window. Finally, shifts the window to the mean and repeats till convergence.

Clustering by fast search and find of density peaks (CFSFDP) [49] method seeks the modes or peaks of a distribution. It works as follows: 1) For each point, its local density is computed (i.e., number of points in its neighborhood), 2) For each point, its distance to all the points with higher

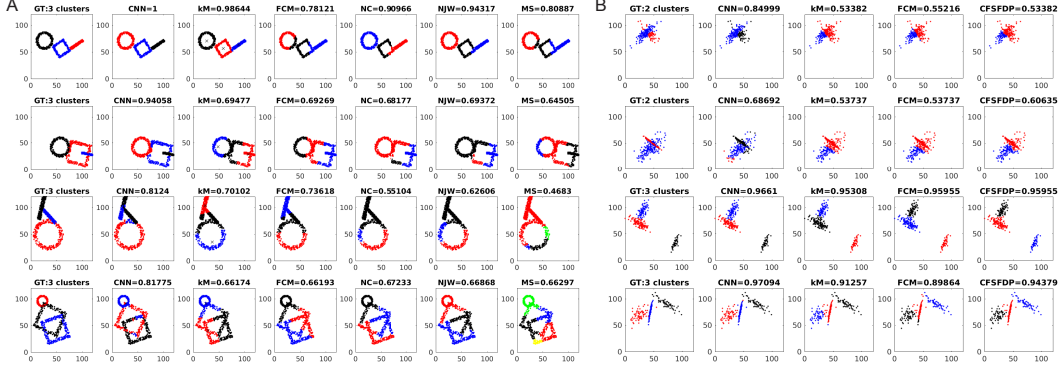


Figure 3: Sample images and the output of our clustering algorithm compared to other methods (A) in experiment three (3 clusters, 3 shapes) and (B) in experiment five (2 or 3 clusters, Gaussian mixtures).

density is computed and the minimum value is sought, 3) A plot is made showing the minimum distance for a point as a function of the density. The “outliers” in this plot are the cluster centers, 5) Finally, each point is assigned to the same cluster of its nearest neighbor of higher density. The input to this algorithms is the pairwise distance matrix. To find outliers (i.e., cluster centers), we find the point $[\max_x \max_y]$ in this plot and then find q closest points to this point with q being equal to number of ground truth clusters. We use the Gaussian cut off kernel in this model.

All algorithms are provided with the actual number of clusters that exist in the input image, except the CNN and MS algorithm which are supposed to automatically determine the number of clusters in the process of clustering. Euclidean distance is used in both k-Means and FCM as the distance measure. All algorithms are optimized for their best performance in each experiment (e.g., by varying the type of affinity, scale, and normalization). The last three algorithms have been very successful for solving the perceptual grouping problem in computer vision.

4.4 Experiments

We run a total of eight experiments. The first five experiments aim to evaluate the performance of the proposed method with respect to the benchmark algorithms. The last three experiments test the robustness of the proposed method.

In our first experiment, we generate images with 2 objects randomly chosen from 5 shapes. Shape parameters are randomly drawn from all possible choices. We use 1800 training images and 200 testing images. The goal here is to study the effect of cluster heterogeneity on the results. In the second experiment, we generate 200 test images with 2 objects from the same shape type (one of the five shapes). We use the network trained in our first experiment. This experiment concentrates on the proposed method’s ability to cluster shapes that look very similar to each other. This case is important since CNNs are known to be very good at generalizing.

In the third experiment, we generate images with 3 objects randomly chosen from 3 shapes (Ring, SquareRing, and Bar). Shape parameters are randomly drawn from all possible choices. We use 2700 training images. Experiment 4 considers a more challenging case of having 3 objects sampled from 5 shapes. Here, the training set contains 7000 images. Experiment 5 uses randomly generated Gaussian clusters. Number of the clusters in each image varies between 2 to 3.

Experiment 6 tests the behavior of the network trained with 3 objects when applied to cluster images with only 2 shapes. Experiment 7 investigates the generalization power using different amounts of training data for both shapes and Gaussian distributions while experiment 8 tests the robustness of our model to noise. In experiment 7, a model is first trained over a variable number of n images ($n \in \{1, 10, 100, 1000, 3000, 7000\}$) and is then tested over 200 test images. To measure the lower bound, we also test a randomly initialized network that has not seen any training sample. In experiment 8, we randomly switch some points in the background to 1 (i.e., making them shape points). Figure 5a shows some examples. The pre-trained models from the first and fifth experiments, trained over noiseless data, are applied to the noisy test images. We do not set a threshold in the output so the noises also receive a cluster id. In this experiment, we are interested in analyzing

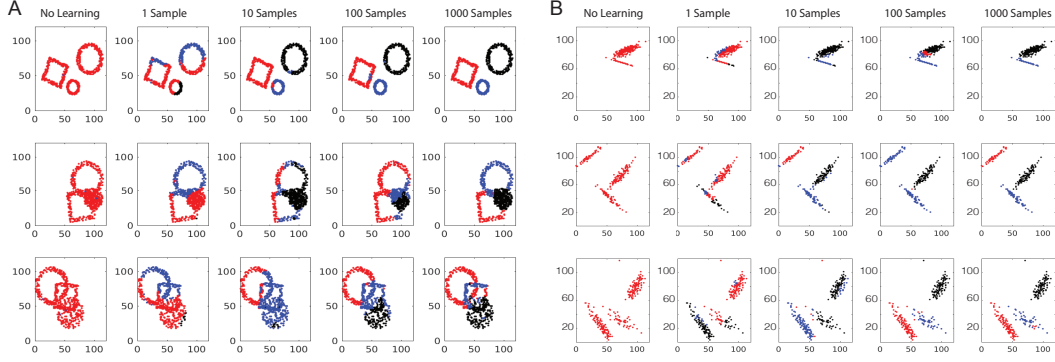


Figure 4: Results of experiment 7. Sample outputs of the CNN trained with different number of images ($n = 200$). A: for shapes and B: for Gaussian distributions.

the effect of injecting additional noise on the real clusters. To measure the performance over noisy images, we discard the noise pixels in the evaluation.

4.5 Results and discussion

Table 1 shows the results of the first five experiments. CNN wins over all models in all experiments with a large margin (e.g., about 7% improvement over the second best in experiment 1). This large margin hints that maybe even the best optimization of the compared algorithms will not be able to compete with the proposed CNN. All other models perform about the same.

Results of the experiment 1, the first row of Table 1, show that CNN is able to successfully cluster the data over the easy cases when two different objects are in the image. Yet, these images challenge the other algorithms. Over images with the same objects (experiment 2), results drop compared to experiment 1 but CNN still outperforms other models. Our model sometimes fails when objects touch each other since points in the shared area can belong to any of the objects.

Figure 3(A) illustrates the output of models over 4 examples, each with 3 objects drawn from 3 shapes (experiment 3). In the first example, the bar slightly touches the rotated square. While CNN is capable of handling this case, other models bleed around the point of touch. In example two, the square is occluded with the bar. Again, while CNN is able to correctly assign the cluster labels to occluded objects, other models are drastically hindered. Our model scores 81.2% while other models perform no better than 70%. Similar patterns can be observed over the other two examples. These findings also hold over images with varying numbers of objects, and parameters (e.g., 5 objects, 5 shapes) as well as Gaussian clusters (see Figure 3(B)).

Results are lower in experiment 4, images with 3 objects from 5 shapes, compared to the first two experiments. We find that performance drops as we add more objects or increase the shape variety.

In experiment 5, we use images that can have 2 or 3 different Gaussian clusters both in training and testing data. We do not give the number of clusters to CNN and MS algorithms during testing. As it can be seen, similar to shapes, CNN is superior to other approaches in clustering Gaussian distributions.

In experiment 6, we further investigate the behavior of CNN to different number of clusters in images. Applying a network trained over 3 objects to cluster 2 objects (over shapes), shows a drop in performance compared to the situation where the network was trained on 2 objects (from 91.6% to

Table 1: Quantitative comparison of different clustering algorithms. The best one is highlighted in **bold**. First row in each experiments shows the mean and the second row shows the standard deviation.

Model	CNN	kM	FCM	NJW	SC	MS	CFS
Exp 1	0.916	0.850	0.858	0.816	0.805	0.748	0.771
	0.131	0.173	0.165	0.220	0.213	0.181	0.207
Exp 2	0.895	0.849	0.859	0.813	0.811	0.749	0.756
	0.151	0.176	0.168	0.224	0.217	0.192	0.212
Exp 3	0.895	0.770	0.771	0.721	0.760	0.714	0.728
	0.098	0.107	0.103	0.138	0.139	0.116	0.134
Exp 4	0.871	0.798	0.804	0.703	0.739	0.714	0.729
	0.117	0.120	0.117	0.190	0.153	0.167	0.130
Exp 5	0.920	0.868	0.870	0.844	0.853	0.838	0.878
	0.112	0.138	0.135	0.158	0.145	0.176	0.152

88%). The accuracy is still high and better than other clustering algorithms. This result suggests that CNN model is not fitted to a certain task and learns about what constitutes a cluster.

Results of the 7th experiment are shown in Figure 4. The left and right panels in this figure show models' predictions for shapes and Gaussian clusters respectively. Expectedly, it shows that the model fails without training (i.e., model with its weights randomly initialized). Here, the model achieves 34% accuracy. To our surprise, training with only a single sample leads to a better than chance performance of 62.7% (chance is 50%) for shapes. Training with only 10 samples gives a descent accuracy (68.3%). Increasing the training size to 100 leads to a performance comparable to some algorithms (NJW). With 1000 examples, the model is as good as k-Means and FCM and better than other methods. This result is illustrated in Figure 5b.B. Results on shape and Gaussian clusters follow a similar trend. In sum, results of experiment 7 suggest that our model is quite efficient in learning from a few samples and generalizes well to unseen cases.

Finally, Figure 5a illustrates the results of the 8th experiment which is the analysis of noise. Two inputs, corrupted with 3 levels of noise, are shown in the figure for both shape and Gaussian clusters. Figure 5b.A shows a gradual decrease in performance by increasing the amount of noise. Network is affected by noise more when the clusters are Gaussians since it is a harder task as can be seen from Figure 5a. Even with highly degraded images especially for shapes, the model does reasonably well. Therefore, our model, unlike other methods, is robust to noise.

5 Conclusion

We argued that deep neural networks, especially CNNs, hold a great promise for data clustering. We are motivated by the fact that human vision (and learning) is a general system capable of solving both classification and clustering tasks thus blurring the current dichotomy in treating these problems. Our results show that CNNs can successfully handle complex and occluded clusters much better than other algorithms. This means that a learning mechanism, unsupervised or with minimal supervision, seems inevitable in capturing complex cluster shapes.

While our formulation is supervised, feeding the labels to the network is not always consistent. This is where our work differs from semantic segmentation and instance level segmentation. We exploited the mean squared loss to train the network. It might be possible to define other loss functions to teach the network more efficiency using less number of training data or even with weaker labels. One possibility is the pairwise accuracy that we used here for evaluation. Instead of correctly classifying labels, the emphasis can be placed on correctly predicting whether two points belong to the same cluster, regardless of cluster identities (i.e., class labels may vary).

Notice that while here we focused on synthetic stimuli, variations of the proposed CNN architecture, have been successfully applied to natural image segmentation. Thus, CNNs offer a unified solution

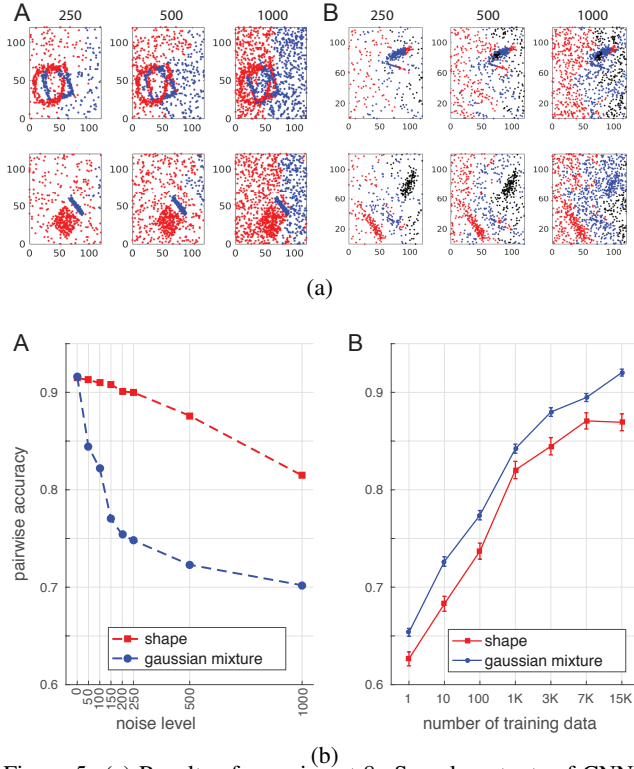


Figure 5: (a) Results of experiment 8. Sample outputs of CNN, trained over noiseless data, over 3 images corrupted with {250, 500, 1000} amount of noise. A: Shape clusters, B: Gaussian clusters. (b) A: Results of experiment 7, noise level versus pairwise accuracy. B: Results of experiment 8, number of training data samples versus pairwise accuracy.

that can be applied to different data modalities and even to higher dimensional data. Further work is needed to extend this line of work to higher dimensions, and more versatile types of cluster shapes (e.g., free form curves, Gestalt examples, density-based clusters). In this regard, adopting CNNs trained on natural images containing a rich set of intermediate- and high-level patterns can give invaluable insights.

In sum, our results provide encouragement for researchers seeking unified theoretical explanations for supervised and unsupervised categorization but raise a range of challenging theoretical questions. We emphasized more on the capacity of hierarchical frameworks and compositionality to capture complex structures rather than the learning algorithms. Indeed, further discussion and research are needed for training CNNs in unsupervised or weakly supervised manners. Some new works on learning representations from videos (e.g., predicting future frames [57]) are particularly interesting. Further, research on unsupervised training of spiking neural networks [42] and CNNs (e.g., using Hebb rule [58]), along with computational modeling (e.g., [52, 36]), and experimental studies on mechanisms of human vision (e.g., [62, 16]), will hopefully converge to computational vision algorithms that are capable of solving a variety of tasks, including classification and clustering.

References

- [1] Charu C Aggarwal and Chandan K Reddy. *Data clustering: algorithms and applications*. Chapman and Hall/CRC, 2013.
- [2] Mihael Ankerst, Markus M Breunig, Hans-Peter Kriegel, and Jörg Sander. Optics: ordering points to identify the clustering structure. In *ACM Sigmod record*, volume 28, pages 49–60. ACM, 1999.
- [3] Francis R Bach and Michael I Jordan. Learning spectral clustering. In *Advances in neural information processing systems*, pages 305–312, 2004.
- [4] James C Bezdek. *Pattern recognition with fuzzy objective function algorithms*. Springer Science & Business Media, 2013.
- [5] Eran Borenstein and Shimon Ullman. Learning to segment. *Computer Vision-ECCV 2004*, pages 315–328, 2004.
- [6] Ali Borji and Laurent Itti. State-of-the-art in visual attention modeling. *IEEE transactions on pattern analysis and machine intelligence*, 35(1):185–207, 2013.
- [7] Ali Borji and Laurent Itti. Human vs. computer in scene and object recognition. In *Proceedings of the IEEE Conference on Computer Vision and Pattern Recognition*, pages 113–120, 2014.
- [8] Ali Borji, Dicky N Sihite, and Laurent Itti. Quantitative analysis of human-model agreement in visual saliency modeling: A comparative study. *IEEE Transactions on Image Processing*, 22(1):55–69, 2013.
- [9] Gail A Carpenter, Stephen Grossberg, and John H Reynolds. Artmap: Supervised real-time learning and classification of nonstationary data by a self-organizing neural network. *Neural networks*, 4(5):565–588, 1991.
- [10] Gang Chen. Deep learning with nonparametric clustering. *arXiv preprint arXiv:1501.03084*, 2015.
- [11] Liang-Chieh Chen, George Papandreou, Iasonas Kokkinos, Kevin Murphy, and Alan L Yuille. Semantic image segmentation with deep convolutional nets and fully connected crfs. In *ICLR*, 2015.
- [12] François Chollet. Keras, 2015.
- [13] Fan RK Chung. *Spectral graph theory*, volume 92. American Mathematical Soc., 1997.
- [14] Ronan Collobert, Jason Weston, Léon Bottou, Michael Karlen, Koray Kavukcuoglu, and Pavel Kuksa. Natural language processing (almost) from scratch. *Journal of Machine Learning Research*, 12(Aug): 2493–2537, 2011.
- [15] Dorin Comaniciu and Peter Meer. Mean shift: A robust approach toward feature space analysis. *IEEE Transactions on pattern analysis and machine intelligence*, 24(5):603–619, 2002.
- [16] David Daniel Cox and Thomas Dean. Neural networks and neuroscience-inspired computer vision. *Current Biology*, 24(18):R921–R929, 2014.

- [17] George E Dahl, Dong Yu, Li Deng, and Alex Acero. Context-dependent pre-trained deep neural networks for large-vocabulary speech recognition. *IEEE Transactions on Audio, Speech, and Language Processing*, 20(1):30–42, 2012.
- [18] Arthur P Dempster, Nan M Laird, and Donald B Rubin. Maximum likelihood from incomplete data via the em algorithm. *Journal of the royal statistical society. Series B (methodological)*, pages 1–38, 1977.
- [19] James J DiCarlo and David D Cox. Untangling invariant object recognition. *Trends in cognitive sciences*, 11(8):333–341, 2007.
- [20] Joseph C Dunn. A fuzzy relative of the isodata process and its use in detecting compact well-separated clusters. 1973.
- [21] Martin Ester, Hans-Peter Kriegel, Jörg Sander, Xiaowei Xu, et al. A density-based algorithm for discovering clusters in large spatial databases with noise. In *Kdd*, volume 96, pages 226–231, 1996.
- [22] Mark Everingham, Luc Van Gool, Christopher KI Williams, John Winn, and Andrew Zisserman. The pascal visual object classes (voc) challenge. *International journal of computer vision*, 88(2):303–338, 2010.
- [23] Kuniyiko Fukushima and Sei Miyake. Neocognitron: A self-organizing neural network model for a mechanism of visual pattern recognition. In *Competition and cooperation in neural nets*, pages 267–285. Springer, 1982.
- [24] Ian Goodfellow, Jean Pouget-Abadie, Mehdi Mirza, Bing Xu, David Warde-Farley, Sherjil Ozair, Aaron Courville, and Yoshua Bengio. Generative adversarial nets. In *Advances in neural information processing systems*, pages 2672–2680, 2014.
- [25] Alex Graves and Navdeep Jaitly. Towards end-to-end speech recognition with recurrent neural networks. In *ICML*, volume 14, pages 1764–1772, 2014.
- [26] Kaiming He, Xiangyu Zhang, Shaoqing Ren, and Jian Sun. Deep residual learning for image recognition. In *Proceedings of the IEEE Conference on Computer Vision and Pattern Recognition*, pages 770–778, 2016.
- [27] John R Hershey, Zhuo Chen, Jonathan Le Roux, and Shinji Watanabe. Deep clustering: Discriminative embeddings for segmentation and separation. In *Acoustics, Speech and Signal Processing (ICASSP), 2016 IEEE International Conference on*, pages 31–35. IEEE, 2016.
- [28] Geoffrey E Hinton. Deep belief networks. *Scholarpedia*, 4(5):5947, 2009.
- [29] Yen-Chang Hsu and Zsolt Kira. Neural network-based clustering using pairwise constraints. *arXiv preprint arXiv:1511.06321*, 2015.
- [30] Aapo Hyvärinen, Jarmo Hurri, and Patrick O Hoyer. *Natural Image Statistics: A Probabilistic Approach to Early Computational Vision.*, volume 39. Springer Science & Business Media, 2009.
- [31] Diederik Kingma and Jimmy Ba. Adam: A method for stochastic optimization. *arXiv preprint arXiv:1412.6980*, 2014.
- [32] Kurt Koffka. *Principles of Gestalt psychology*, volume 44. Routledge, 2013.
- [33] Teuvo Kohonen. The self-organizing map. *Neurocomputing*, 21(1):1–6, 1998.
- [34] Alex Krizhevsky, Ilya Sutskever, and Geoffrey E Hinton. Imagenet classification with deep convolutional neural networks. In *NIPS*, pages 1097–1105, 2012.
- [35] Yann LeCun, Léon Bottou, Yoshua Bengio, and Patrick Haffner. Gradient-based learning applied to document recognition. *Proceedings of the IEEE*, 86(11):2278–2324, 1998.
- [36] Yann LeCun, Yoshua Bengio, and Geoffrey Hinton. Deep learning. *Nature*, 521(7553):436–444, 2015.
- [37] Daniel D Lee and H Sebastian Seung. Algorithms for non-negative matrix factorization. In *Advances in neural information processing systems*, pages 556–562, 2001.
- [38] Sergey Levine, Chelsea Finn, Trevor Darrell, and Pieter Abbeel. End-to-end training of deep visuomotor policies. *arXiv preprint arXiv:1504.00702*, 2015.

- [39] Tsung-Yi Lin, Michael Maire, Serge Belongie, James Hays, Pietro Perona, Deva Ramanan, Piotr Dollár, and C Lawrence Zitnick. Microsoft coco: Common objects in context. In *European Conference on Computer Vision*, pages 740–755. Springer, 2014.
- [40] Stuart Lloyd. Least squares quantization in pcm. *IEEE transactions on information theory*, 28(2):129–137, 1982.
- [41] Jonathan Long, Evan Shelhamer, and Trevor Darrell. Fully convolutional networks for semantic segmentation. In *CVPR*, pages 3431–3440, 2015.
- [42] Timothée Masquelier and Simon J Thorpe. Unsupervised learning of visual features through spike timing dependent plasticity. *PLoS Comput Biol*, 3(2):e31, 2007.
- [43] Volodymyr Mnih, Koray Kavukcuoglu, David Silver, Andrei A Rusu, Joel Veness, Marc G Bellemare, Alex Graves, Martin Riedmiller, Andreas K Fidjeland, Georg Ostrovski, et al. Human-level control through deep reinforcement learning. *Nature*, 518(7540):529–533, 2015.
- [44] Andrew Y Ng, Michael I Jordan, Yair Weiss, et al. On spectral clustering: Analysis and an algorithm. In *NIPS*, volume 14, pages 849–856, 2001.
- [45] Andrew Y Ng, Michael I Jordan, and Yair Weiss. On spectral clustering: Analysis and an algorithm. In *Advances in neural information processing systems*, pages 849–856, 2002.
- [46] Pedro O Pinheiro, Ronan Collobert, and Piotr Dollár. Learning to segment object candidates. In *Advances in Neural Information Processing Systems*, pages 1990–1998, 2015.
- [47] Pedro O Pinheiro, Tsung-Yi Lin, Ronan Collobert, and Piotr Dollár. Learning to refine object segments. In *ECCV*, 2016.
- [48] Xiaofeng Ren, Charless C Fowlkes, and Jitendra Malik. Figure/ground assignment in natural images. In *European Conference on Computer Vision*, pages 614–627. Springer, 2006.
- [49] Alex Rodriguez and Alessandro Laio. Clustering by fast search and find of density peaks. *Science*, 344(6191):1492–1496, 2014.
- [50] Olaf Ronneberger, Philipp Fischer, and Thomas Brox. U-net: Convolutional networks for biomedical image segmentation. In *International Conference on Medical Image Computing and Computer-Assisted Intervention*, pages 234–241. Springer, 2015.
- [51] Jörg Sander, Martin Ester, Hans-Peter Kriegel, and Xiaowei Xu. Density-based clustering in spatial databases: The algorithm gdbscan and its applications. *Data mining and knowledge discovery*, 2(2): 169–194, 1998.
- [52] Thomas Serre, Aude Oliva, and Tomaso Poggio. A feedforward architecture accounts for rapid categorization. *Proceedings of the national academy of sciences*, 104(15):6424–6429, 2007.
- [53] Thomas Serre, Lior Wolf, Stanley Bileschi, Maximilian Riesenhuber, and Tomaso Poggio. Robust object recognition with cortex-like mechanisms. *IEEE transactions on pattern analysis and machine intelligence*, 29(3), 2007.
- [54] Jianbo Shi and Jitendra Malik. Normalized cuts and image segmentation. *IEEE Transactions on pattern analysis and machine intelligence*, 22(8):888–905, 2000.
- [55] David Silver, Aja Huang, Chris J Maddison, Arthur Guez, Laurent Sifre, George Van Den Driessche, Julian Schrittwieser, Ioannis Antonoglou, Veda Panneershelvam, Marc Lanctot, et al. Mastering the game of go with deep neural networks and tree search. *Nature*, 529(7587):484–489, 2016.
- [56] Chunfeng Song, Feng Liu, Yongzhen Huang, Liang Wang, and Tieniu Tan. Auto-encoder based data clustering. In *Iberoamerican Congress on Pattern Recognition*, pages 117–124. Springer, 2013.
- [57] Carl Vondrick and Antonio Torralba. Generating the future with adversarial transformers.
- [58] Aseem Wadhwa and Upamanyu Madhwa. Bottom-up deep learning using the hebbian principle, 2016.
- [59] Peng Wang and Alan Yuille. Doc: Deep occlusion recovering from a single image. *arXiv preprint arXiv:1511.06457*, 2015.
- [60] Zhangyang Wang, Shiyu Chang, Jiayu Zhou, Meng Wang, and Thomas S Huang. Learning a task-specific deep architecture for clustering. In *Proceedings of the 2016 SIAM International Conference on Data Mining*, pages 369–377. SIAM, 2016.

- [61] Junyuan Xie, Ross Girshick, and Ali Farhadi. Unsupervised deep embedding for clustering analysis. In *International Conference on Machine Learning (ICML)*, 2016.
- [62] Daniel LK Yamins, Ha Hong, Charles F Cadieu, Ethan A Solomon, Darren Seibert, and James J DiCarlo. Performance-optimized hierarchical models predict neural responses in higher visual cortex. *Proceedings of the National Academy of Sciences*, 111(23):8619–8624, 2014.
- [63] Li Zhaoping. Border ownership from intracortical interactions in visual area v2. *Neuron*, 47(1):143–153, 2005.
- [64] Shuai Zheng, Sadeep Jayasumana, Bernardino Romera-Paredes, Vibhav Vineet, Zhizhong Su, Dalong Du, Chang Huang, and Philip HS Torr. Conditional random fields as recurrent neural networks. In *ICCV*, 2015.
- [65] Hong Zhou, Howard S Friedman, and Rüdiger Von Der Heydt. Coding of border ownership in monkey visual cortex. *Journal of Neuroscience*, 20(17):6594–6611, 2000.