

DISENTANGLING THE POTENTIAL DARK-MATTER ORIGIN OF LIGO'S BLACK HOLES

RYAN MAGEE¹ AND CHAD HANNA¹

¹*Institute for Gravitation and the Cosmos
Department of Physics and Astronomy & Astrophysics
Pennsylvania State University
104 Davey Laboratory, University Park, PA 16802, USA*

ABSTRACT

The nature of dark matter remains one of the biggest open questions in physics. Intriguingly, it has been suggested that dark matter may be explained by another recently observed phenomenon: the detection of gravitational waves by LIGO. LIGO's detection of gravitational waves from merging stellar mass black holes renewed attention toward the possibility that dark matter consists solely of black holes created in the very early universe and that these primordial black holes are what LIGO is presently observing. Subsequent work on this topic has ruled out the possibility that dark matter could consist solely of black holes similar to those that LIGO has detected with masses above $10M_{\odot}$. However, LIGO's connection to dark matter remains an open question and in this work we consider a distribution of primordial black holes that accounts for all of the dark matter, is consistent with LIGO's observations arising from primordial black hole binaries, and resolves tension in previous surveys of microlensing events in the Milky Way halo. The primordial black hole mass distribution that we consider offers an important prediction—LIGO may detect black holes smaller than have ever been observed with $\sim 1\%$ of the black holes it detects having a mass less than the mass of our Sun. Approximately one year of operating advanced LIGO at design sensitivity should be adequate to begin to see a hint of a primordial black hole mass distribution. Detecting primordial black hole binaries below a solar mass will be readily distinguishable from other known compact binary systems, thereby providing an unambiguous observational window for advanced LIGO to pin down the nature of dark matter.

arXiv:1706.04947v1 [astro-ph.CO] 15 Jun 2017

1. INTRODUCTION

Advanced LIGO’s first observing run detected gravitational waves from the mergers of two separate binary black hole systems (BBHs), GW150914 (Abbott et al. 2016b) and GW151226 (Abbott et al. 2016c). A third candidate event, LVT151012 (Abbott et al. 2016d), was also observed. These detections proved the existence of compact binary systems with component masses between $7-35M_{\odot}$ and demonstrated that they merge over a timescale less than the age of the universe, suggesting BBHs are relatively common and that LIGO should expect to continue to detect their coalescences (Abbott et al. 2016e). The second observing run is currently underway and at least one more merger has been confirmed, GW170104 (Abbott et al. 2017). LIGO’s three confirmed detections and one candidate event are all consistent with relatively low spin black holes, and together they are in agreement with a power-law spectrum for the number density per unit mass of black holes, $dN/dM \propto M^{-\alpha}$, with a 90% credible interval $\alpha = 2.3_{-1.4}^{+1.3}$ (Abbott et al. 2016f, 2017). LIGO is or will be sensitive to binary black holes between $\sim .01-100M_{\odot}$ at extra-galactic distances, and while LIGO’s mass distribution was calculated assuming a minimum black hole mass of $5M_{\odot}$, it remains unknown over what mass range the presently observed power law will hold.

The notion that LIGO could detect binary black hole mergers from primordial black holes has existed for nearly two decades (Nakamura et al. 1997). Until 2004, the LIGO Scientific Collaboration actively searched for binary black holes with component masses below $1M_{\odot}$ (Abbott et al. 2005, 2008). The previous LIGO search was last performed in initial LIGO’s fourth science run (S4) where the average range to a binary with component masses $(0.35, 0.35)M_{\odot}$ was approximately 3 Mpc (Abbott et al. 2008). Advanced LIGO should already be able to improve on that range by a factor of ten (Abbott et al. 2016a). The idea that dark matter could be primordial black holes below a solar mass fell out of favor with stronger constraints from microlensing searches (Lasserre 2000; Alcock et al. 2000; Tisserand et al. 2007). Recently, the idea that LIGO might be detecting binary black holes consisting of primordial origin resurfaced with the first model suggesting that all dark matter consisted of PBH with a nearly monochromatic mass function of about $30M_{\odot}$ (Bird et al. 2016). It has since been pointed out that this scenario has two problems. First, constraints from dwarf galaxy dynamics imply that not all of dark matter can be explained by $\sim 30M_{\odot}$ black holes (Brandt 2016; Koushiappas & Loeb 2017). Second, even with those constraints aside, the expected

rate would be above the inferred merger rate provided by LIGO (Sasaki et al. 2016; Eroshenko 2016). These concerns suggest that if LIGO is probing a population of PBHs with its current detections, they might only make up a smaller total fraction of the dark matter in the universe. We address both concerns in this paper.

2. AN OVERVIEW OF CONSTRAINTS ON PRIMORDIAL BLACK HOLE DARK MATTER

For a given PBH distribution, $n(M)$, we can define the cumulative mass density as,

$$\rho(M_1, M_2) = \int_{M_1}^{M_2} Mn(M)dM. \quad (1)$$

We can then define the fraction of DM made up of PBHs in some mass range to be

$$f(M_1, M_2) = \frac{\rho(M_1, M_2)}{\rho_{CDM}} \quad (2)$$

where ρ_{CDM} is the presently observed cold dark matter density and $f \leq 1$. Constraints on PBH dark matter are typically presented assuming a monochromatic spectrum ($n(M) \propto \delta(M)$), but the consistency of LIGO’s detections with a power law distribution raises the question: is it possible for an extended PBH distribution compatible with LIGO’s observations to account for 100% of the dark matter? While the accepted constraints are calculated for monochromatic distributions, they can still provide meaningful limits on extended spectra such as the one we later consider. The constraint curves themselves bound df/dM ; any proposed mass function should fall below the monochromatic constraints on f , though, as pointed out in Carr et al. (2016), it is not sufficient for the mass function to simply evade the monochromatic constraints. It is difficult to check compliance of a given extended mass function with the constraints. The most rigorous test is to explicitly recalculate every constraint for a given distribution, which several groups have already examined for various functional forms. The primary constraints that we consider in this work are already in a cumulative form providing what fraction of dark matter can be composed of primordial black holes above a given mass.

Quasi log-normal forms have been extensively analyzed by Green (2016) and Kühnel & Freese (2017), with the former ruling out these mass functions as a source of all DM for $10^{-7}M_{\odot} < M < 10^5M_{\odot}$ while the latter showed that for a narrow window where $10^{-10}M_{\odot} < M < 10^{-8}M_{\odot}$ this remains a possibility. These results all assume some of the strictest interpretations of microlensing results.

In the LIGO region, microlensing (Alcock et al. 1996, 2000; Lasserre 2000; Tisserand et al. 2007; Wyrzykowski et al. 2011) and star cluster dynamics in the Eridanus II (Brandt 2016) and Segue 1 dwarf galaxies (Koushiappas & Loeb 2017) place the tightest constraints on PBH dark matter (Fig. 1). Previously, Carr et al. (2016) noted that even for the strictest Eri II constraints a multi-peaked extended mass function could still explain all of dark matter, though this lacks elegance due to the necessity of fine-tuning with respect to existing constraints. If the latter constraints are relaxed, power-law, log-normal, and critical collapse mass functions could allow for 100% PBH dark matter for two small windows surrounding $5 \times 10^{-16} M_\odot$ and $2 \times 10^{-14} M_\odot$ as well as for $25 - 100 M_\odot$, though Carr finds that no more than 10% can be accounted for by these mass functions when these constraints are considered (Carr et al. 2017). The first two windows (as well as the one Kühnel & Freese (2017) describe) are unreachable by LIGO, and the $\sim 25 - 100 M_\odot$ interval could yield LIGO detection rates inconsistent with the works of Sasaki et al. (2016) and Eroshenko (2016). Additionally, new constraints by Gaggero et al. (2017) place similar limits to Eri II and Segue I on PBH DM in the window $25 - 100 M_\odot$ using observations with independent systematics, making this window less likely to contain all of the dark matter.

We explore an extended PBH mass function with the following properties. First, it will be single-peaked. Second, it will have a functional form and predicted rate consistent with LIGO observations to date. Third it will not violate the tightest constraints on primordial black hole binaries with the masses observed by LIGO (Koushiappas & Loeb 2017; Brandt 2016) or the microlensing constraints set by (Alcock et al. 2000), but it will violate those set by the EROS2 collaboration (Tisserand et al. 2007). We note, however, that the microlensing constraints have recently been called into question since there are several possibilities for systematic errors that would make them far less constraining in the region of interest for this work (Hawkins 2015). Finally, and most importantly, our proposed mass function will account for 100% of the dark matter. While we do not attempt to explicitly recalculate the constraints for our test function, we use our results to generate predictions that will be directly testable for LIGO within the next few years.

3. TENSION IN THE MICROLENSING REGIME

Paczynski (1986) first proposed that massive compact halo objects (MACHOs) could be detected by searching for evidence of stellar microlensing in the Large Magellanic Cloud (LMC). Since then, the MACHO, EROS,

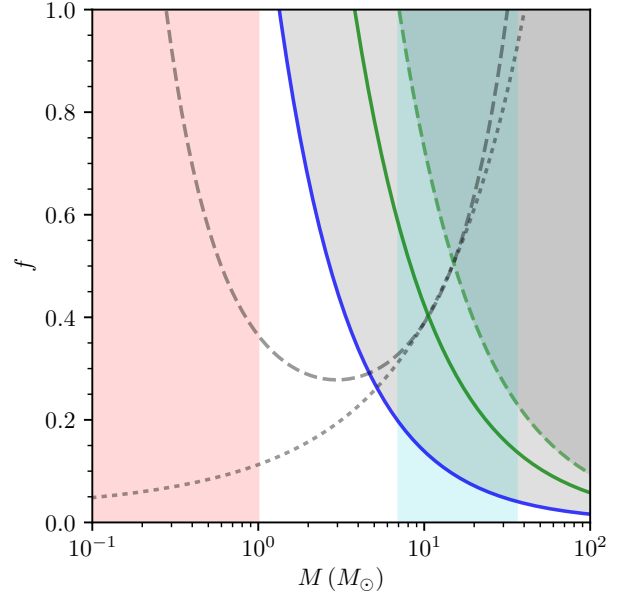


Figure 1. Several of the constraints on monochromatic PBH DM in the mass range detectable by LIGO. On the left, the red shows the range of most likely MACHO masses from the 5.7 year survey completed by the MACHO collaboration (Alcock et al. 2000), while the light blue shows the range of component masses found by LIGO. The long and short dashed lines show the MACHO and EROS2 collaboration constraints on compact objects for the standard ‘Model S’ halo. The blue line shows a 99.9% confidence limit derived from mass segregation in Segue I (Koushiappas & Loeb 2017) while the green lines are derived from the survival of a star cluster in Eridanus II (Brandt 2016) for velocity dispersions and dark-matter densities at the galactic center of $\sigma = 5, 10 \text{ km s}^{-1}$ respectively and $\rho = .1 M_\odot \text{pc}^{-3}$. The shaded regions are excluded by these constraints. Our mass function is designed to satisfy the constraints set by the blue curve for $M > 1 M_\odot$. We allow it to break the constraint set by the lower dotted line (EROS2) while satisfying those set by the MACHO collaboration for this and other halo models since the MACHO collaboration claimed multiple detections of compact objects while EROS2 did not.

and OGLE collaborations have all sought to identify microlensing candidates within the galaxy through multi-year observations of millions of stars. This allowed them to indirectly measure the optical depth which could then be compared to the expected optical depth for a given model of the galactic dark halo to estimate the fraction of the halo made of dark matter. These collaborations were able to place tight constraints on the amount of compact object dark matter for $10^{-7} M_\odot < M < 10 M_\odot$, though the limits depend strongly on galactic halo models.

While the standard ‘Model S’ has the advantage of being simple to work with, current observations suggest

that it may not be the most appropriate choice to describe the Milky Way and small variations in the parameters used can have large effects on the derived constraints. In fact, the MACHO collaboration dismissed several halo models that allowed for all dark matter to be contained in compact objects with parameters more consistent with present knowledge. As [Hawkins \(2015\)](#) points out, recent measurements of the rotation curves show a lower asymptotic speed than was known at the time to the MACHO collaboration. ‘Model S’ assumed a speed at 50kpc of ~ 200 km/s, whereas current observations suggest a speed of 136 ± 56 km/s ([Sofue 2013](#)) and 178 ± 17 km/s ([Bhattacharjee et al. 2014](#)) at 53 ± 15 kpc and ~ 50 kpc, respectively. Similarly, stellar velocity dispersion observations now appear to show a rotation curve that falls off with distance instead of remaining flat ([Deason et al. 2012](#)), and [Bratek et al. \(2014\)](#) showed that determining the mass of the Milky Way is strongly dependent on the assumed galaxy model. Taken together these studies show both that accepted values of important astrophysical parameters have changed and that these variations can affect predictions for other halo estimates. This suggests that any deviation from ‘Model S’ can have profound impacts on the the dark matter constraints MACHO derived, which is abundantly clear from both their first year ([Alcock et al. 1996](#)) and 5.7 year results ([Alcock et al. 2000](#)), both of which were unable to rule out a 100% compact object halo at 90% confidence for certain models. [Hawkins \(2015\)](#) acknowledges that the models that did allow for 100% MACHO dark matter may not be an accurate depiction of the Milky Way, but he proposes several of his own that predict optical depths to within 1σ of the MACHO results, concluding that ruling out the possibility of MACHO dominated dark matter is premature. More recently, [Green \(2017\)](#) also explicitly explored this model dependency for the tighter EROS2 constraints and tracked changes resulting from the variation of several parameters, confirming Hawkins’ claim that current constraints are extremely dependent on these astrophysical parameters.

It’s important to note that the MACHO collaboration claimed positive detections of compact halo objects with most likely masses of $.15 - .9M_{\odot}$ ([Alcock et al. 2000](#)), and recent microlensing surveys have hinted at similar results ([Lee et al. 2015](#)). If we interpret even one of these detections as a possible dark matter candidate, then we need a mass function that spans both the MACHO and LIGO mass ranges. LIGO will be sensitive to binaries in the MACHO range, and will provide a way of making a definitive detection or establishing constraints with

completely independent systematics from those used to derive current limits on PBH DM.

4. AN EXTENDED PRIMORDIAL BLACK HOLE MASS FUNCTION

Motivated by the LIGO and MACHO observations, we consider a modified Schechter function for the PBH mass distribution given by,

$$n(M) = C \left(\frac{M^*}{M} \right)^{\alpha} e^{-\frac{M^*}{M}}, \quad (3)$$

where the constant C has units of $\text{vol}^{-1}\text{mass}^{-1}$.

This implies that the differential mass fraction, also called the mass function, can be written as,

$$\frac{df}{dM} = \frac{M}{\rho_{\text{CDM}}} n(M) = \frac{CM^*}{\rho_{\text{CDM}}} \left(\frac{M^*}{M} \right)^{\alpha-1} e^{-\frac{M^*}{M}}, \quad (4)$$

which is also a modified Schechter function. We stress that we are not suggesting any connection to the Press-Schechter formalism with our choice of this functional form.

We choose this distribution because it has a power-law tail that fits LIGO observations and exhibits a natural exponential cutoff at mass M^* . This allows us to place the mass function’s peak within the bounds set by the MACHO collaboration. The only additional free parameter is the overall normalization, which we constrain by considering normalizations which integrate to the overall mass density of dark matter, i.e., the fraction of PBH density to cold dark matter density $f = \Omega_{\text{PBH}}/\Omega_{\text{CDM}} = 1$, so that we might account for all of dark matter with this population of black holes.

In [Fig. 2](#) we show the M^* and α values that are consistent with LIGO and the dwarf galaxy constraints ([Koushiappas & Loeb 2017](#); [Brandt 2016](#)), as well as an interpretation of the MACHO results which allows for a peak in the mass function with objects of masses between $0.06-1M_{\odot}$ ¹. Among the regions permitted by these constraints we favor those with the lowest α to be consistent with the present most likely LIGO estimate of $\alpha = 2.3$, though we note that all α in [Fig. 2](#) are within LIGO’s 90% confidence interval estimate. From the highest α contour, we examine the two end points $M^* = .10, 2.25M_{\odot}$ and $\alpha = 2.65, 3.25$ as well as the point $M^* = .08, \alpha = 2.35$, which is the lowest value consistent with one version of the Eridanus II constraints. With these parameters, we consider three observational windows defined in [Table 1](#). Region I includes masses up

¹ We use the fact that the function defined in (4) peaks at $M^*/(\alpha - 1)$

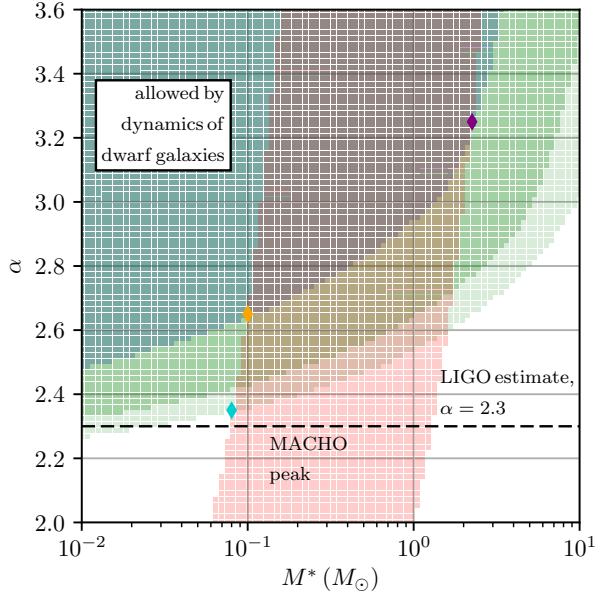


Figure 2. Allowed values of α and M^* for the PBH distribution function (4). LIGO places a constraint on $\alpha \in [0.9, 3.6]$ at 90% confidence, with a most likely value $\alpha = 2.3$ (Abbott et al. 2017). Within the LIGO allowed values of α , we consider the tightest constraints on LIGO binaries as PBH given by Koushiappas & Loeb (2017), which defines the blue region. The green regions show the Eridanus II constraints for the dispersions and density referenced in Fig. 1. The red region shows which values of α and M^* correspond to a mass function that peaks inside the 90% confidence region of the MACHO collaboration’s detections across several different models at masses of $\sim 0.06 - 1.0M_\odot$. The black diamonds indicate two test points at the extremes, $M^* = 0.10, 2.25$ and $\alpha = 2.65, 3.25$ on which we evaluate the PBH mass function to determine the dark matter distribution and the expected LIGO rate shown in Fig 3. Finally, the dotted line shows the value of α expected by LIGO, as well as one additional test point (black circle) at $M^* = .08M_\odot$ and $\alpha = 2.35$ for which we evaluate the properties of the distribution.

to $.7M_\odot$, which is the lower limit on measured neutron star masses. Region II contains binaries that could plausibly be neutron stars or black holes in the mass gap, and region III defines black holes consistent with current LIGO observations. The average masses, fraction of dark matter, and relative rates of detection by LIGO for these windows and values of M^* and α are shown in Table 1 for each mass region listed above. The first two models allow for $\sim 99\%$ of the dark matter to be concentrated below $100M_\odot$, while the last model accounts for $\sim 90\%$. In both cases, the remaining dark matter is accounted for by contributions above $100M_\odot$.

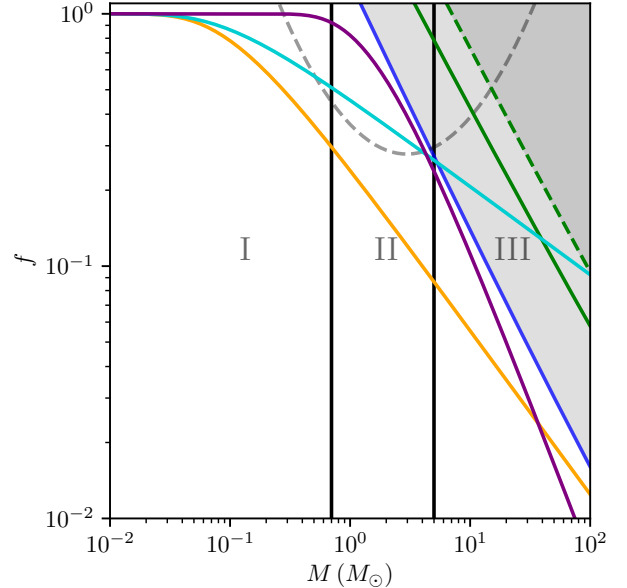


Figure 3. The blue, green solid and dashed, and dotted gray lines show the Segue I, Eridanus II, and MACHO model S constraints once more. The shaded regions are those excluded by the dwarf galaxy constraints. The purple, turquoise, and orange lines correspond to the diamonds of the same color in Fig. 2 and show the cumulative fraction of dark matter taken from the right. The vertical lines separate three regions of interest: sub-solar (I), BNS and mass gap (II), and BBH region (III). For each window, the average mass, fraction of DM, and estimated relative rate of detection is shown in Table 1. Of these observational windows, the sub-solar mass region would provide the most compelling evidence for PBH given the lack of alternative theories that could produce binary black holes at this mass. The sub-solar mass detection rate might be $\sim .3 - 1\%$ of the present LIGO BBH rate providing a definitive test for the PBH dark matter hypothesis.

5. LIGO PRIMORDIAL BLACK HOLE MERGER RATES

The space-time volume that LIGO is sensitive to scales approximately as $M^{15/6}$, assuming equal mass binary systems with an average mass below $\sim 10M_\odot$. Therefore, the relative LIGO detection fraction r can be approximated as

$$r = \left(\frac{M_2}{M_1}\right)^{15/6} \times \frac{N(M_2)}{N(M_1)} \quad (5)$$

Using the average mass for each region of interest in Fig. 3, this suggests relative rates of $\mathcal{O}(1\%)$ and $\mathcal{O}(10\%)$ for the sub-solar and BNS plus mass gap regions, respectively. Our calculations implicitly assume that the binary black hole population is identical to the isolated population.

Region	Avg. Mass (M_{\odot})	f	Relative rate
I	.1, .5, .1	.70, .06, .49	.01, .003, .003
II	1.4, 1.7, 1.5	.21, .68, .25	.12, .21, .06
III	11, 9.3, 12.8	.07, .25, .17	1, 1, 1

Table 1. The average mass, dark matter fraction, and relative rates of detection for LIGO in three regions of interest: I [$0, .7M_{\odot}$), II [$.7M_{\odot}, 5M_{\odot}$), and III [$5M_{\odot}, 100M_{\odot}$). These are arranged from left to right for the models color coded in Fig. 2 and Fig. 3 as the orange ($M^* = .1, \alpha = 2.65$), purple ($M^* = 2.25, \alpha = 3.25$), and turquoise ($M^* = .08, \alpha = 2.35$) diamonds and lines, respectively. For each model, the relative rate of detection by LIGO is set to 1 for region III and calculated for the other regions by (5).

Several groups have already considered the formation of PBH binary systems and predicted detection rates for LIGO. Though most assume a monochromatic, $30M_{\odot}$ mass spectrum, our distribution should yield similar results for the surrounding mass range, $20-40M_{\odot}$. These groups have found that LIGO’s observed rates are consistent with their results only if the fraction of dark matter is small, $.002 < f < .02$ (Eroshenko 2016; Sasaki et al. 2016). Both of our mass functions consistent with the Segue I constraints (orange and purple diamonds in Fig. 2) predict a comparable fraction of $\sim .01 - .03$ for this window, with a total fraction of $\sim .02 - .04$ above $30M_{\odot}$. Performing this same analysis using the looser Eridanus II constraints at an $\alpha = 2.35$, however, yields fractions in tension with these estimates with $\sim .03 - .04$ for $20M_{\odot} < M < 40M_{\odot}$ and $\sim .14$ above $30M_{\odot}$. Thus while LIGO’s most probable α is marginally consistent with the Eridanus II constraints for our distribution, it appears to violate theoretical formation and merger rate calculations.

We could have instead directly imposed the restrictions set by Eroshenko (2016); Sasaki et al. (2016), which interestingly enough yields comparable results. Mandating that no more than 2% of the DM can exist at and above $30M_{\odot}$ predicts $\alpha \in [2.7, 3]$; this does not substantially change our rate predictions. If, however, we apply the lower bound found by Eroshenko (2016) and demand that no more than $\sim .0002$ exist above $30M_{\odot}$, our model predicts $\alpha \simeq 3.75$. This falls outside of the LIGO 90% confidence region for α and introduces an additional source of tension, suggesting that a distribution of that form would be extremely unlikely.

At the end of its first observing run, advanced LIGO predicted a BBH merger rate of $9-240 \text{ Gpc}^{-1}\text{yr}^{-1}$ (Abbott et al. 2016f). This implies that once LIGO has surveyed 40 times the space-time volume of its first observing run there will be a 50% chance of detecting 100 binary black

hole mergers (Abbott et al. 2016f). If our proposed mass distribution is correct, it is plausible that among those one could be a sub-solar mass binary. Advanced LIGO hopes to improve its reach by a factor of three, leading to 27 times the volume accumulated per unit time. That suggests that a year long observing run with advanced LIGO at design sensitivity could detect a sub-solar mass binary black hole and provide smoking gun evidence for the primordial black hole dark matter hypothesis.

In principle, LIGO should detect a binary within the mass gap prior to the sub-solar regime which might already hint at the origin of dark matter. Work done by Littenberg et al. (2015), however, shows that few detection scenarios allow us to be certain that the binary detected existed within the mass-gap. Barring one such orientation, they found that to confidently identify that an object even exists in the mass gap, tens to hundreds of detections would be needed. Even then, it may be difficult to conclude that the black holes detected had primordial origins. A sub-solar detection, however, would unambiguously provide evidence for black holes created by non-stellar processes. We recommend a binary search in that mass range to better study primordial black hole dark matter by systematics independent of those used by the MACHO, EROS, and OGLE collaborations.

6. DISCUSSION

Though there are many constraints on a primordial black hole model of dark matter, there is tension in the microlensing region. We find that a modified Schechter functional form for the differential number density can satisfy constraints above $\sim 1M_{\odot}$, remain consistent with both the 90% credible region of several MACHO models and LIGO observations, and explain all of dark matter. This distribution matches calculations made for the merger rate of binary PBHs at $\sim 30M_{\odot}$, and predicts a sizeable number of LIGO detections for both the subsolar and mass gap regions. In future work, it may be worth considering the spin distribution of primordial black hole populations. A recent study by Chiba & Yokoyama (2017) suggests that PBHs may be predominately slowly spinning. Although LIGO is able to measure the spins of the component black holes in mergers, it is typically much harder to pinpoint. As more research is done into models of PBH spin distributions and as LIGO continues to refine its measurements, this will become another strong channel for testing this model. LIGO has the unique opportunity to place its own constraints on PBH DM abundance while also testing for interesting new physics and we recommend searching for binary systems below one Solar mass with LIGO in or-

der to provide the most definitive evidence for the PBH dark matter hypothesis.

7. ACKNOWLEDGEMENTS

We thank Sarah Shandera for useful discussions. We also thank the LIGO Scientific Collaboration and the

VIRGO Collaboration, especially the Compact Binary Coalescence working groups for their many helpful comments and suggestions. This research was supported by the National Science Foundation through PHY-1454389. Funding for this project was provided by the Charles E. Kaufman Foundation of The Pittsburgh Foundation.

REFERENCES

- Abbott, B., Abbott, R., Adhikari, R., et al. 2005, *Physical Review D*, 72, 082002
- . 2008, *Physical Review D*, 77, 062002
- Abbott, B., Abbott, R., Abbott, T., et al. 2016a, *Physical review letters*, 116, 131103
- Abbott, B. P., et al. 2016b, *Phys. Rev. Lett.*, 116, 061102
- . 2016c, *Phys. Rev. Lett.*, 116, 241103
- . 2016d, *Phys. Rev.*, D93, 122003
- Abbott, B. P., Abbott, R., Abbott, T., et al. 2016e, *The Astrophysical Journal Letters*, 833, L1
- Abbott, B. P., et al. 2016f, *Phys. Rev.*, X6, 041015
- Abbott, B. P., Abbott, R., Abbott, T. D., et al. 2017, *Phys. Rev. Lett.*, 118, 221101. <https://link.aps.org/doi/10.1103/PhysRevLett.118.221101>
- Alcock, C., et al. 1996, *Astrophys. J.*, 461, 84
- . 2000, *Astrophys. J.*, 542, 281
- Bhattacharjee, P., Chaudhury, S., & Kundu, S. 2014, *Astrophys. J.*, 785, 63
- Bird, S., Cholis, I., Munoz, J. B., et al. 2016, *Phys. Rev. Lett.*, 116, 201301
- Brandt, T. D. 2016, *Astrophys. J.*, 824, L31
- Bratek, L., Sikora, S., Jalocha, J., & Kutschera, M. 2014, *A&A*, 562, A134
- Carr, B., Kühnel, F., & Sandstad, M. 2016, *Phys. Rev.*, D94, 083504
- Carr, B., Raidal, M., Tenkanen, T., Vaskonen, V., & Veermäe, H. 2017, arXiv:1705.05567
- Chiba, T., & Yokoyama, S. 2017, arXiv:1704.06573
- Deason, A. J., Belokurov, V., Evans, N. W., & An, J. 2012, *MNRAS*, 424, L44
- Eroshenko, Yu. N. 2016, arXiv:1604.04932
- Gaggero, D., Bertone, G., Calore, F., et al. 2017, *Phys. Rev. Lett.*, 118, 241101
- Green, A. M. 2016, *Phys. Rev.*, D94, 063530
- . 2017, arXiv:1705.10818
- Hawkins, M. R. S. 2015, *Astron. Astrophys.*, 575, A107
- Koushiappas, S. M., & Loeb, A. 2017, arXiv:1704.01668
- Kühnel, F., & Freese, K. 2017, *Phys. Rev.*, D95, 083508
- Lasserre, T. 2000, *Astron. Astrophys.*, 355, L39
- Lee, C.-H., Riffeser, A., Seitz, S., Bender, R., & Koppenhoefer, J. 2015, *ApJ*, 806, 161
- Littenberg, T. B., Farr, B., Coughlin, S., Kalogera, V., & Holz, D. E. 2015, *Astrophys. J.*, 807, L24
- Nakamura, T., Sasaki, M., Tanaka, T., & Thorne, K. S. 1997, *Astrophys. J.*, 487, L139
- Paczynski, B. 1986, *ApJ*, 304, 1
- Sasaki, M., Suyama, T., Tanaka, T., & Yokoyama, S. 2016, *Physical Review Letters*, 117, 061101
- Sofue, Y. 2013, *PASJ*, 65, 118
- Tisserand, P., et al. 2007, *Astron. Astrophys.*, 469, 387
- Wyrzykowski, L., Skowron, J., Kozłowski, S., et al. 2011, *MNRAS*, 416, 2949