

On Gallai's conjecture for series-parallel graphs and planar 3-trees^{*}

Philipp Kindermann¹, Lena Schlipf¹, and André Schulz¹

LG Theoretische Informatik, FernUniversität in Hagen, Germany,
 {philipp.kindermann | lena.schlipf | andre.schulz}@fernuni-hagen.de

Abstract. A path cover is a decomposition of the edges of a graph into edge-disjoint simple paths. Gallai conjectured that every connected n -vertex graph has a path cover with at most $\lceil n/2 \rceil$ paths. We prove Gallai's conjecture for series-parallel graphs. For the class of planar 3-trees we show how to construct a path cover with at most $\lfloor 5n/8 \rfloor$ paths, which is an improvement over the best previously known bound of $\lfloor 2n/3 \rfloor$.

1 Introduction

Let $G = (V, E)$ be a simple connected graph, with $|V| = n$ vertices. We say that \mathcal{P} is a *path cover* of G if \mathcal{P} is a collection of edge-disjoint simple paths, such that every edge of G is contained in exactly one of the paths. The size of a path cover is the number of paths it contains. Following a question of Erdős, Gallai conjectured that every simple connected graph with n vertices has a path cover of size $\lceil n/2 \rceil$ [9]. This conjecture is still open. It is easy to see that we cannot hope for a smaller bound, since a triangle needs a path cover of size 2.

In 1968, Lovász proved that every simple connected graph can be covered with edge-disjoint simple paths and simple cycles such that the total number of paths and cycles does not exceed $\lceil n/2 \rceil$ [9]. In every odd-degree vertex, at least one path has to have an endpoint. Hence, Lovász result shows that Gallai's conjecture holds for the case where every vertex of the graph has odd degree. Since we can always split a cycle into two paths, it also follows that every graph has a path cover of size n . In subsequent work, the ideas of Lovász have been further exploited. Donald fixes an error in Lovász' proof and also improves the bound of the path cover size to $\lfloor 3n/4 \rfloor$ [4]. Pyber showed that Gallai's conjecture *holds asymptotically*, which means that there is always a path cover of size $n/2 + O(n^{3/4})$ [10]. In the same paper, it is also shown that if a graph is k -connected then it has a path cover of size $\lfloor n/2 \rfloor + \lceil n/2k \rceil$. In 2000, Dean and Kouider proved that every graph has a path cover of size $\lfloor 2n/3 \rfloor$ [3], which is currently the best known result for general graphs.

If the graph is known to have a certain number of odd-degree vertices, then the above bounds can be improved. In particular, if G has n_{odd} odd-degree vertices and n_{even} even-degree vertices, then the bound of Dean and Kouider can

^{*} The work of P. Kindermann and A. Schulz was supported by DFG grant SCHU 2458/4-1.

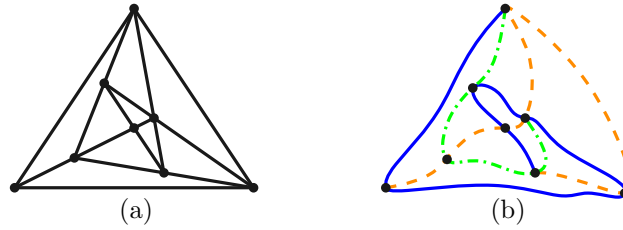


Fig. 1: (a) A graph drawing with visual complexity (segments) of 9, and (b) The same graph with a path cover of size 3.

be restated as $n_{\text{odd}}/2 + \lfloor 2n_{\text{even}}/3 \rfloor$. Furthermore, it is known that Gallai’s conjecture holds for graphs in which the graph induced by the even-degree vertices is a forest [10].

Gallai’s conjecture was proven for certain graph classes. It is obvious that the conjecture holds for trees. It has also been proven for outerplanar graphs [7]. Recently, Bonamy and Perrett proved the conjecture for graphs with maximum degree 5 [2].

Motivation. Our interest for Gallai’s conjecture originates from an application in graph drawing. A recently proposed drawing criteria asks for the minimal number of geometric objects (e.g. subdivided straight-line segments, or circular arcs) that are necessary to draw a planar graph as an arrangement [11]. This quantity is known as the *visual complexity* of a drawing. Fig. 1 shows an example of a drawing with low visual complexity. For most planar graph classes, known bounds for the visual complexity are not tight. The question that arises from Gallai’s conjecture can be seen as a graph-theoretic version of this problem. In particular, any “arrangement drawing” induces a pseudoline arrangement and hence a path cover. However, not every path cover obtained in this way can be realized with paths drawn as straight polygonal chains [12]. Any lower bound on the size of the path cover is obviously a lower bound for the visual complexity. Table 1 gives an overview of the current bounds for both problems. Interestingly, for some graph classes both problems have the same bound, but for other classes there is a significant difference between the graph-theoretic and the geometric version.

We could not find the lower bound for the series-parallel graphs in the literature, but it is not difficult to see that the graph depicted in Fig. 2 needs at least $\lfloor 3n/2 \rfloor$ segments. In particular, if we align two edges, then it is impossible to “save” further edges for the two incident triangles. Thus, for every two vertices we add, we might need three more segments.

Results. In the following Section 2, we prove Gallai’s conjecture for series-parallel graphs. Note that a graph is a partial 2-tree if and only if each biconnected component is a series-parallel graph. We also make progress for the class of planar 3-trees by improving the current bound for the necessary path cover size from $\lfloor 2n/3 \rfloor$ to $\lfloor 5n/8 \rfloor$. This result is presented in Section 3.

Table 1: Bounds on the visual complexity (line segments) and on path cover sizes. Here, n is the number of vertices, n_{odd} the number of odd-degree vertices. Constant additions or subtractions have been omitted.

Class	min. vis. compl. segments		min. size of path cover	
	u.b.	l.b.	u.b.	
Trees	$n_{\text{odd}}/2$ [5]	$n_{\text{odd}}/2$	$n_{\text{odd}}/2$	
maximal outerplanar	n [5]	n [5]	$n/2$	[7]
series parallel	$3n/2$ [5]	$3n/2$	$n/2$	Thm. 1
planar 3-trees	$2n$ [5]	$2n$ [5]	$5n/8$	Thm. 2
cubic 3-connected	$n/2$ [8]	$n/2$	$n/2$	[2]
triangulations	$7n/3$ [6]	$2n$ [5]	$2n/3$	[3]

2 Series-parallel Graphs

An *st-graph* is an directed acyclic graph that has a unique source vertex s and a unique sink vertex t . A *series-parallel* graph is an *st-graph* that is defined as follows.

1. The graph $G = (\{s, t\}, \{(s, t)\})$ is a series-parallel graph with source s and sink t .
2. If G_1 is a series-parallel graph with source s_1 and sink t_1 and G_2 is a series-parallel graph with source s_2 and sink t_2 , then the graph obtained by identifying t_1 with s_2 is a series-parallel graph with source s_1 and sink t_2 ; this is called a *series composition*.
3. If G_1 is a series-parallel graph with source s_1 and sink t_1 and G_2 is a series-parallel graph with source s_2 and sink t_2 , then the graph obtained by identifying s_1 with s_2 and t_1 with t_2 is a series-parallel graph with source s_1 and sink t_1 ; this is called a *parallel composition*.

Although series-parallel graphs are defined as directed graphs, the paths in the path cover do not need to respect this orientation. In other words, we ignore the orientation of the edges once the series-parallel graph is constructed. A series-parallel graph is naturally associated with an ordered binary tree, called the *SPQ-tree*. An SPQ-tree has three types of nodes:

- Q-node:** representing a single edge;
- S-node:** a series composition between its children by identifying the sink of the left child with the source of the right child; and

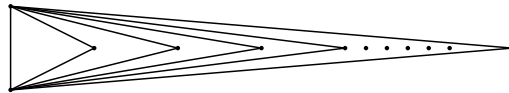


Fig. 2: A series-parallel graph that needs $\lfloor 3n/2 \rfloor$ segments when drawn as an arrangement.

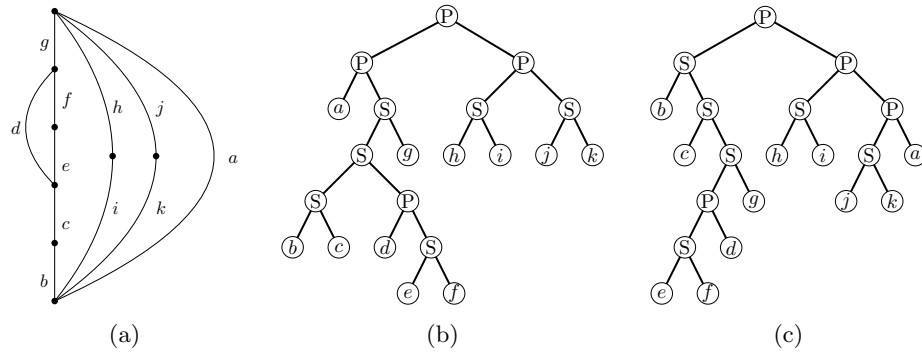


Fig. 3: (a) A series-parallel graph G , (b) an SPQ-tree T of G , and (c) the SPQ-tree T^* for G that has the property that no S-node has an S-node as its left child and every P-node has an S-node as its left child.

P-node: a parallel composition between its children.

A node of an SPQ-tree is a leaf if and only if it is a Q-node, and the number of Q-nodes is exactly the number of edges in the underlying graph. Each SPQ-tree represents a unique series-parallel graph, but there might be several SPQ-trees for a given series-parallel graph. We only consider SPQ-trees with the property that no S-node has an S-node as its left child and every P-node has an S-node as its left child. Such an SPQ-tree can be constructed in linear time as follows.

Lemma 1. *We can construct an SPQ-tree with the property that no S-node has an S-node as its left child and every P-node has an S-node as its left child for every series-parallel graph with n vertices in $O(n)$ time.*

Proof. Let G be a series-parallel graph with n vertices. We first use the algorithm by Valdes et al. [13] to construct *some* SPQ-tree $T = (V, E)$ of G in $O(n)$ time. (Fig. 3a+3b show an example of a series-parallel graph G and a SPQ-tree of G .)

We first create an SPQ-tree T' that represents G and has the property that no S-node has an S-node as its left child. Let S_1, \dots, S_k be the maximal connected components of T that contain only S-nodes and denote them by *S-components*. Obviously, the S-components are pairwise vertex-disjoint and there is no edge between any pair of S-components. We aim to create a sequence of SPQ-trees T_0, \dots, T_k such that each SPQ-tree $T_i = (V, E_i)$, $0 \leq i \leq k$

- (i) has the same vertex set as T ,
- (ii) S_1, \dots, S_k are the S-components of T_i , and
- (iii) each component S_1, \dots, S_i in T_i is a path that consists only of right edges, that is, edges from a parent to its right child.

For $T_0 := T$, the property holds trivially. Suppose that we have created an SPQ-tree T_i , $0 \leq i \leq k - 1$ that satisfies this property. We create the SPQ-tree T_{i+1} as follows. Let $V' = \{v_1, \dots, v_\ell\}$ be the vertex set of S_{i+1} and let

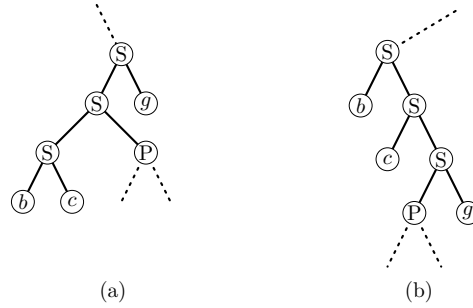


Fig. 4: (a) An S-component in T and (b) the modified component such that no S-node has an S-node as its left child.

$U = \{u_1, \dots, u_m\}$ be the children of v_1, \dots, v_ℓ in $V \setminus V'$ such that both v_1, \dots, v_ℓ and u_1, \dots, u_m are ordered by an in-order traversal of T_i . By property (ii), all vertices in U are either P-nodes or Q-nodes. The subtree of T_i induced by $V' \cup U$ is a binary tree with leaf set U , so we have $m = \ell + 1$. Let $v^* \in V'$ be the root of S_{i+1} in T_i , let $T_i[v^*]$ be the maximal subtree of T_i rooted in v^* and let $T_i[u_j]$ be the maximal subtree of T_i rooted in u_j , $1 \leq j \leq m$.

By property (ii), all vertices in U are either P-nodes or Q-nodes. By the properties of an SPQ-tree, the subtree $T_i[v^*]$ represents a series composition of the subtrees $T_i[u_1], \dots, T_i[u_m]$ in this order, that is, we can create the subgraph of G represented by $T_i[v^*]$ by doing a series composition on $T_i[u_1]$ with $T_i[u_2]$, then a series composition on the resulting graph with $T_i[u_3]$, and so on. We now create the SPQ-tree T_{i+1} as follows: We remove all edges from the subtree induced by $V' \cup U$. That leaves us with $2\ell + 1$ connected components: $\ell + 1$ components for the induced subtrees $T_i[u_1], \dots, T_i[u_{\ell+1}]$, $\ell - 1$ components each of which contains exactly one vertex of $V' \setminus \{v^*\}$, and one component that contains the remaining vertices and has v^* as a child. For $1 \leq j \leq \ell$, we now connect u_j as the left child of v_j and v_{j+1} as the right child of v_j . Finally, we add $u_{\ell+1}$ as the right child of v_ℓ ; see Fig. 4 for an example of this construction. By construction, the maximal induced subgraph $T_{i+1}[v^*]$ of T_{i+1} has the same vertex set as $T_i[v^*]$ and represents the same graph; since we did not change the rest of T_i , property (i) is fulfilled for T_{i+1} . All edges between vertices of S_{i+1} in T_{i+1} are right edges, so property (iii) is fulfilled for T_{i+1} . We remove only edges incident to vertices of V' , so we did not change the S-components $S_1, \dots, S_i, S_{i+2}, \dots, S_k$. Since all edges that we added are either between two vertices of V' or between a vertex of V' and a P-node or a Q-node, we did not add an edge that connects S_{i+1} with any other S-component, so property (ii) is fulfilled. We obtain the SPQ-tree T' of G by setting $T' = T_k$.

Since the leaves of an SQP-tree represent edges of the represented graph, there are $2m - 1$ vertices in T and, since the graph is series-parallel, $m \leq 2n - 3$ (where m is the number of edges). Hence, we can find the S-components in $O(n)$ time by removing all edges that are not incident to two S-nodes and taking

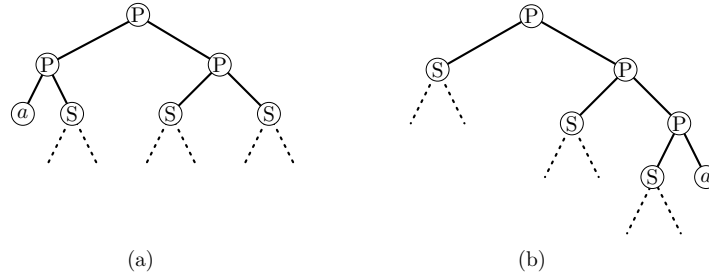


Fig. 5: (a) A P-component in T and (b) the modified component such that every P-node has an S-node as its left child.

the resulting connected components that contain S-nodes as S-components. We can fix an S-component of size ℓ in $O(\ell)$ time as described above because our in-order traversals only have to traverse the vertices of the S-component and their children. Since the S-components are vertex-disjoint, we can thus fix all S-components in $O(n)$ time total, which yields the graph T' .

We now create an SPQ-tree T^* that represents G and has the property that no S-node has an S-node as its left child and every P-node has an S-node as its left child. The procedure works analogously as above by iteratively fixing the *P-components* of T , that is, the maximal connected components P_1, \dots, P_λ of T that contain only P-nodes. The children of each P-component are all either S-nodes or Q-nodes; however, only one of them can be a Q-node, as there would be a multi-edge otherwise. In contrary to the S-nodes, changing the order of the children of a P-node does not change the graph. Hence, we can take any order on the children of a P-component when connecting them to the fixed P-component. In particular, we choose the child that is a Q-node (if it exists) as the last child in this order. By this choice, it will be connected to the last P-node of the P-component (which is a path after fixing it) as a right child. Thus, all left children of the P-nodes are S-nodes; Fig. 5 shows an example of this construction. The running time is the same as for fixing the S-components, which proves this lemma. \square

Given a series-parallel graph G with n vertices, we will build a path cover of size at most $\lceil n/2 \rceil$ guided by its SPQ-tree. Unfortunately, it is in general not possible to combine a path cover of a series-parallel graph G_1 with n_1 vertices of size $\lceil n_1/2 \rceil$ and a path cover of a series-parallel graph G_2 with n_2 vertices of size $\lceil n_2/2 \rceil$ to a path cover of its series or parallel composition G with n vertices of size $\lceil n/2 \rceil$. We create instead a path cover of size at most $\lceil n/2 \rceil + \rho$, where ρ is the number of specific substructures that can later be used to reduce the number of paths to $\lceil n/2 \rceil$.

We define a *brace* of a path cover \mathcal{P} as follows: Let u and v be two vertices on a path P of \mathcal{P} and let $P_3 \subseteq P$ be the part of this path from u to v . A brace B between u and v consists of P_3 and two more paths P_1 and P_2 from \mathcal{P} that

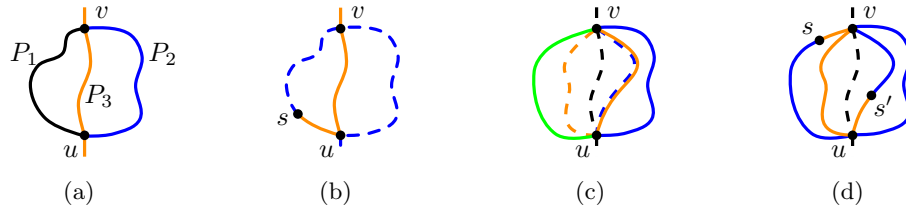


Fig. 6: (a) A brace between u and v . (b) Removing a single brace. (c) B (solid) and B' (dashed) have a common path: the second one from the right. A common path of two braces is always the path P_3 from the brace that was created earlier. (d) Removing two braces.

have u and v as their endpoints. The three paths are not allowed to share a vertex other than u and v ; see Fig. 6a. We call the vertices in B different from u and v *interior vertices* and the paths P_1 , P_2 , and P_3 *interior disjoint*. In the following, ρ denotes the number of braces a path cover has.

We now define different types of path covers for series-parallel graphs. Let G be a series-parallel graph with n vertices, source s and sink t . Table 2 summarizes these types and their number of paths.

- I_P : A path cover is of type I_P if it contains an s - t -path and if it has size at most $n/2 + \rho$.
- I_S : A path cover is of type I_S if it contains an s - t -path and if it has size at most $(n-1)/2 + \rho$. Note that this type is the same as I_P , but requires fewer paths.
- O : A path cover is of type O if it contains two interior-vertex-disjoint s - t -paths and if it has size at most $(n+1)/2 + \rho$.
- L : A path cover is of type L if it contains an s - t -path and a path that starts in s and does not include t and if it has size at most $n/2 + \rho$.
- Γ : A path cover is of type Γ if it contains an s - t -path and a path that starts in t and does not include s and if it has size at most $n/2 + \rho$.

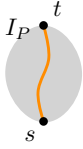




We group these types of path covers into two classes of types $\Pi = \{I_P, O\}$ and $\Sigma = \{I_S, L, \Gamma\}$. We show next that each series-parallel graph admits a path cover of one of these types.

Lemma 2. *Each series-parallel graph admits a path cover of type I_P if the root of its SPQ-tree is a Q-node, a path cover of a type in Π if the root of its SPQ-tree is a P-node, and a path cover of a type in Σ if the root of its SPQ-tree is an S-node. The path cover can be computed in linear time.*

Proof. Let G be a series-parallel graph with n vertices, m edges, source s , and sink t . We prove the lemma by induction on the number of Q-nodes m in the SPQ-tree of G .

For $m = 1$, G consists of exactly the two vertices s and t and an edge between them. The SPQ-tree of G consists of exactly one Q-node. We can cover this edge

Table 2: The two classes of types of path covers, and their respective number of paths minus the number of braces.

cover class	Π		Σ		
path cover type					
max. # of paths - ρ	$n/2$	$(n+1)/2$	$(n-1)/2$	$n/2$	$n/2$

with 1 path, which is a path cover of type I_P . This is the only series-parallel graph with a Q-node as the root of its SPQ-tree.

Now assume that we have shown the lemma for each graph with at most $m-1$ edges. In order to show that the lemma holds for G , we distinguish two cases.

Case 1. The root of the SPQ-tree of G is an S-node.

By construction of the SPQ-tree, the left child of the root is not an S-node. In the series composition, the order of the children matters since the sink of the left child is identified with the source of the right child. Let G_1 be the series-parallel graph with n_1 vertices, m_1 edges, ρ_1 braces, source s_1 , and sink t_1 represented by the SPQ-tree rooted in the left child of the root (which is not an S-node), and let G_2 be the series-parallel graph with n_2 vertices, m_2 edges, ρ_2 braces, source s_2 , and sink t_2 represented by the SPQ-tree rooted in the right child of the root. Since we have a series composition, we have that $n = n_1 + n_2 - 1$, $m = m_1 + m_2$, $s = s_1$, $t_1 = s_2$, and $t = t_2$. Hence, $m_1, m_2 < m$ and the lemma holds by induction for both G_1 and G_2 , that is, G_1 has a path cover of a type in Π and G_2 has a path cover of a type in $\Pi \cup \Sigma$. We will now make a case analysis on the types of path covers that G_1 and G_2 admit. The cases are summarized in Table 3.

Case 1.1. G_1 has a path cover of type I_P of size at most $n_1/2 + \rho_1$, and G_2 has a path cover of any type from $\Sigma \cup \Pi \setminus \{O\}$ of size at most $n_2/2 + \rho_2$.

We obtain a path cover of type I_S for G with $\rho = \rho_1 + \rho_2$ braces of size at most $n_1/2 + \rho_1 + n_2/2 + \rho_2 - 1 = (n+1)/2 + \rho - 1 = (n-1)/2 + \rho$ by merging the s_1 - t_1 -path from G_1 with the s_2 - t_2 -path from G_2 at $t_1 = s_2$ (note that every

Table 3: The subcases of Case 1: a series composition. A row represents a path cover type of G_1 , a column represents a path cover type of G_2 . A table entry contains the resulting path cover type of G and the case that handles this combination.

	I_S	L	Γ	I_P	O
I_P	I_S (1.1)	I_S (1.1)	I_S (1.1)	I_S (1.1)	Γ (1.2)
O	L (1.3)	L (1.3)	L (1.3)	L (1.3)	I_S (1.4)

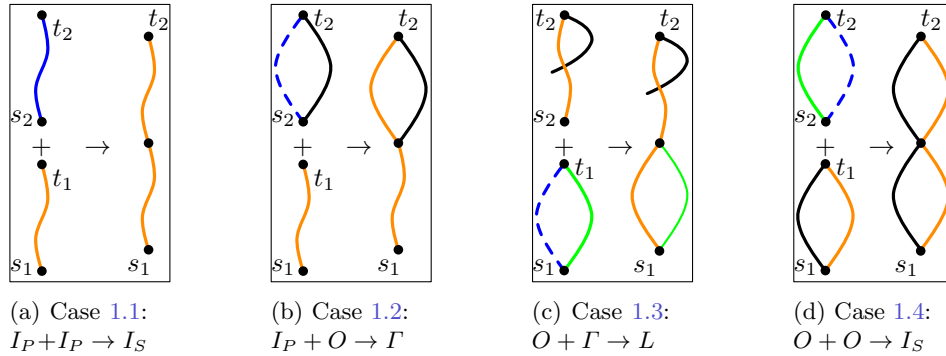


Fig. 7: Illustration for the subcases of Case 1: a series composition.

type contains at least one path from its source to its sink); see Fig. 7a. Since $s = s_1$ and $t = t_2$, we can choose the merged path as the s - t -path from G .

Case 1.2. G_1 has a path cover of type I_P of size at most $n_1/2 + \rho_1$, and G_2 has a path cover of type O with at most $(n_2 + 1)/2 + \rho_2$ paths.

We obtain a path cover of type Γ for G with $\rho = \rho_1 + \rho_2$ braces of size at most $n_1/2 + \rho_1 + (n_2 + 1)/2 + \rho_2 - 1 = (n + 2)/2 + \rho - 1 = n/2 + \rho$ by merging the s_1 - t_1 -path from G_1 with one of the s_2 - t_2 -paths from G_2 at $t_1 = s_2$; see Fig. 7b. We choose this merged path as the s - t -path from G and the other s_2 - t_2 -path from G_2 as the path from G that starts in $t = t_2$ and does not include s .

Case 1.3. G_1 has a path cover of type O of size at most $(n_1 + 1)/2 + \rho_1$, and G_2 has a path cover of any type from $\Sigma \cup \Pi \setminus \{O\}$ with at most $n_2/2 + \rho_2$ paths.

We obtain a path cover of type L for G with $\rho = \rho_1 + \rho_2$ braces of size at most $(n_1 + 1)/2 + \rho_1 + n_2/2 + \rho_2 - 1 = (n + 2)/2 + \rho - 1 = n/2 + \rho$ by merging one of the s_1 - t_1 -paths from G_1 with the s_2 - t_2 -path from G_2 at $t_1 = s_2$; see Fig. 7c. We choose this merged path as the s - t -path from G and the other s_1 - t_1 -path from G_1 as the path from G that starts in $s = s_1$ and does not include t .

Case 1.4. G_1 has a path cover of type O of size at most $(n_1 + 1)/2 + \rho_1$, and G_2 has a path cover of type O of size at most $(n_2 + 1)/2 + \rho_2$.

We obtain a path cover of type I_S for G with $\rho = \rho_1 + \rho_2$ braces of size at most $(n_1 + 1)/2 + \rho_1 + (n_2 + 1)/2 + \rho_2 - 2 = (n + 3)/2 + \rho - 2 = (n - 1)/2 + \rho$ by merging one of the s_1 - t_1 -paths from G_1 with one of the s_2 - t_2 -paths from G_2 at $t_1 = s_2$ and the other s_1 - t_1 -path from G_1 with the other s_2 - t_2 -path from G_2 at $t_1 = s_2$; see Fig. 7d. We choose one of the merged paths as the s - t -path from G . Note that we cannot use both s - t -paths for an O -configuration as they are not interior-vertex-disjoint (they both include $s_2 = t_1$).

This covers all combinations of series compositions.

Case 2. The root of the SPQ-tree of G is a P-node.

By construction of the SPQ-tree, the left child of the root is an S-node. Let G_1 be the series-parallel graph with n_1 vertices, m_1 edges, ρ_1 braces, source s_1 , and sink t_1 represented by the SPQ-tree rooted in the left child of the root (which is an S-node), and let G_2 be the series-parallel graph with n_2 vertices, m_2

edges, ρ_2 braces, source s_2 , and sink t_2 represented by the SPQ-tree rooted in the right child of the root. Since we have a parallel composition, we have that $n = n_1 + n_2 - 2$, $m = m_1 + m_2$, $s = s_1 = s_2$, and $t = t_1 = t_2$. Hence, $m_1, m_2 < m$ and the lemma holds by induction for both G_1 and G_2 , that is, G_1 has a path cover of a type in Σ and G_2 has a path cover of a type in $\Sigma \cup \Pi$. We will now make a case analysis on the types of path covers that G_1 and G_2 admit. The cases are summarized in Table 4.

Case 2.1. G_1 has a path cover of type I_S of size at most $(n_1 - 1)/2 + \rho_1$ and G_2 has a path cover of type I_S or I_P .

Since every path cover of type I_S is automatically a path cover of type I_P , we assume that G_2 has a path cover of type I_P of size at most $n_2/2 + \rho_2$. We obtain a path cover of type O for G with $\rho = \rho_1 + \rho_2$ braces of size at most $(n_1 - 1)/2 + \rho_1 + n_2/2 + \rho_2 = (n + 1)/2 + \rho$ by combining the path covers of G_1 and G_2 ; see Fig. 8a. We choose the s - t -path from G_1 and the s - t -path from G_2 as the two s - t -paths from G .

Case 2.2. G_1 has a path cover of type I_S of size at most $(n_1 - 1)/2 + \rho_1$ and G_2 has a path cover of type O with at most $(n_2 + 1)/2 + \rho_2$ paths.

We obtain a path cover of type I_P for G with $\rho = \rho_1 + \rho_2 + 1$ braces of size at most $(n_1 - 1)/2 + \rho_1 + (n_2 + 1)/2 + \rho_2 = (n + 2)/2 + \rho - 1 = n/2 + \rho$ by adding a brace between s and t that consists of the s - t -path from the path cover of G_1 and of the two s - t -paths from the path cover of G_2 ; see Fig. 8b. We choose the s - t -path from G_1 as the s - t -path from G and also as the path P_3 from the new brace. Hence, the other two paths P_1 and P_2 of the new brace will not be changed in the future.

Case 2.3. G_1 has a path cover of a type in Σ of size at most $n_1/2 + \rho_1$ and G_2 has a path cover of type L or Γ of size at most $n_2/2 + \rho_2$.

We consider the case that G_2 has the Γ -configuration, the other case works symmetrically. We obtain a path cover of type I_P for G with $\rho = \rho_1 + \rho_2$ braces of size at most $n_1/2 + \rho_1 + n_2/2 + \rho_2 - 1 = (n + 2)/2 + \rho - 1 = n/2 + \rho$ by merging two paths: we take the s - t -path from G_1 and the path from G_2 that starts in t and does not include s . Because of this property, these two paths share exactly the vertex t . We merge these two paths at t , essentially reducing the number of paths by 1; see Fig. 8c. We choose the s - t -path from G_2 as the s - t -path from G .

Case 2.4. G_1 has a path cover of type L or Γ and G_2 has a path cover of type I_S or I_P . This case works analogously to Case 2.3.

Case 2.5. G_1 has a path cover of type L or Γ of size at most $n_1/2 + \rho_1$ and G_2 has a path cover of type O of size at most $(n_2 + 1)/2 + \rho_2$.

We will consider the case that G_1 has the L -configuration, the other case works symmetrically. We obtain a path cover of type O for G with $\rho = \rho_1 + \rho_2$ braces of size at most $n_1/2 + \rho_1 + (n_2 + 1)/2 + \rho_2 - 1 = (n + 3)/2 + \rho - 1 = (n + 1)/2 + \rho$ by merging two paths: we take one s - t -path from G_2 and the path from G_1 that starts in s and does not include t . As in previous cases, we merge these two paths at s ; see Fig. 8d. We choose the remaining s - t -path of G_2 and the s - t -path of G_1 as the two s - t -paths from G .

This covers all combinations of parallel compositions.

Table 4: The subcases of Case 2: a parallel composition. A row represents a path cover type of G_1 , a column represents a path cover type of G_2 . A table entry contains the resulting path cover type of G and the case that handles this combination. The table entry marked by a star means that we create an additional brace while handling the parallel composition.

	I_S	L	Γ	I_P	O
I_S	O (2.1)	I_P (2.3)	I_P (2.3)	O (2.1)	I_P^* (2.2)
L	I_P (2.4)	I_P (2.3)	I_P (2.3)	I_P (2.4)	O (2.5)
Γ	I_P (2.4)	I_P (2.3)	I_P (2.3)	I_P (2.4)	O (2.5)

For the run time, we first observe that storing at each node of the tree the type of path cover the corresponding subtree has only takes additionally constant time. We traverse the SPQ-tree bottom-up. Deciding which case to apply and (if needed) merging two paths takes constant time. Thus, the algorithm runs in linear time. \square

We can now use this lemma to show that any series-parallel graph G with n vertices admits a path cover of size at most $\lceil n/2 \rceil$.

Theorem 1. *Any series-parallel graph G with n vertices admits a path cover of size at most $\lceil n/2 \rceil$. The path cover can be computed in linear time.*

Proof. We use Lemma 2 to obtain a path cover of G with ρ braces of size at most $(n+1)/2 + \rho$. It remains to show that we can use the braces to reduce the total number of paths by ρ .

Note that the only operations we use in the proof of Lemma 2 is merging existing paths or creating new paths, but we never split a path. This means that the internal structure of the braces remains untouched, that is, the paths P_1 , P_2 , and P_3 are not split in the resulting path cover. Further, after creating a brace, we never use the paths P_1 and P_2 as an s - t -path for the series and parallel composition, as we use the path P_3 as the only designated s - t -path in the resulting path cover; see Case 2.2. Hence, every path P_1 and P_2 is also a path in the resulting path cover. Let B_1 be a brace between vertices u_1 and v_1 and let B_2 be a brace between vertices u_2 and v_2 . By the structure of series-parallel graphs, one of the following holds.

- (i) B_1 and B_2 are *independent*, that is, u_1 and v_1 do not lie in B_2 , and u_2 and v_2 do not lie in B_1 ;
- (ii) B_1 and B_2 are *parallel*, that is, $u_1 = u_2$ and $v_1 = v_2$;
- (iii) B_1 is *included in* B_2 (or vice versa), that is, u_1 and v_1 lie in B_2 , but u_2 and/or v_2 do not lie in B_1 ; or
- (iv) B_1 and B_2 are *consecutive*, that is, $u_2 = v_1$ or $u_1 = v_2$.

If B_1 is included in B_2 , then we write $B_1 \prec B_2$. The parallel-relation of the braces forms an equivalence relation. We denote the corresponding equivalence classes by S_1, \dots, S_k . The sets are ordered according to the (linear extension of the) partial order as induced by the included-relation. In particular, for all $1 \leq i < j \leq k$, we cannot find any $B \in S_i$ and $B' \in S_j$ such that $B \prec B'$.

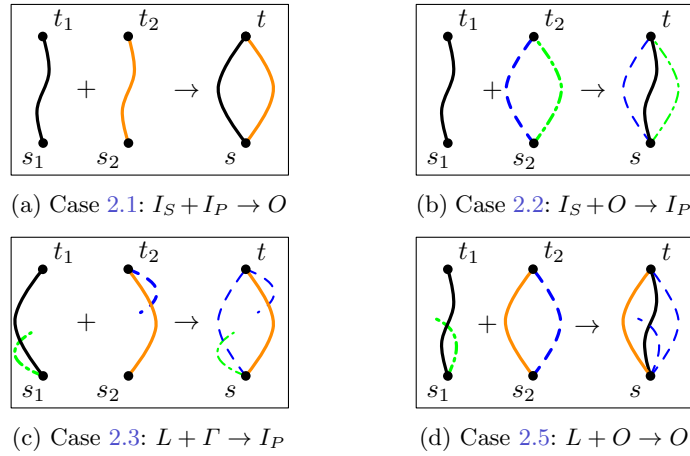


Fig. 8: Illustration for the subcases of Case 2: a parallel composition.

Let B be a brace between vertices u and v with paths P_1 , P_2 , and P_3 . We denote with \mathcal{B} the set of braces that are included in B and contain at least one interior vertex of P_1 or P_2 . A *split vertex* of B is a vertex in the interior of P_1 or P_2 that is not an interior vertex in any brace of \mathcal{B} . We show that B always has a split vertex. If $\mathcal{B} = \emptyset$, then there has to be a split vertex, since otherwise P_1 and P_2 would form a multiple edge. Otherwise, take a brace $B' \triangleleft B$ for which there is no brace B'' with $B' \triangleleft B'' \triangleleft B$. Assume that B' lies between u' and v' . Since $B' \triangleleft B$, we know that B' and B are not parallel. In particular, $u = u'$ and $v = v'$ is impossible. W.l.o.g., we can assume that $u \neq u'$. In this case, u' is a split vertex since it is by definition contained in P_1 or P_2 and by construction it is not an interior vertex of B' ; therefore, it is also not an interior vertex in any brace of \mathcal{B} . We call the path of P_1 and P_2 that contains the split vertex the *split path* and the other one the *unsplit path*.

We remove the sets of braces in order S_1, \dots, S_k , starting with S_1 . Assume that we already removed the braces in S_1, \dots, S_{i-1} . If $|S_i| > 1$, we first sort the braces in S_i in their creation order starting with the brace that was created first. We remove the braces according to this order. Let B and B' be the next two braces to remove from S_i between vertices u and v . Furthermore, let s be a split vertex in B and let s' be a split vertex in B' . The paths of B and the paths of B' are either pairwise interior-vertex-disjoint, or—since B was created before B' —the path P_3 of B is equivalent to one of the paths of B' . However, the paths P_1 and P_2 of B are interior-vertex-disjoint from the paths of B' as we kept P_3 as the only designated s - t -path in the resulting path cover, so we have $s \neq s'$. We now delete the split paths and the unsplit paths of B and B' from the path cover. Then, we create a new path that starts in s , follows the split path of B until v , follows then the unsplit path of B' until u , and continues with the split path of B' until s' . We create a second new path that starts in s , follows the split path of B until u , follows then the unsplit path of B until v ,

and continues with the split path of B' until s' ; see Fig. 6c–d. We then remove B and B' from S_i . Note that the paths we are changing are of “type” P_1 or P_2 in either B or B' . Hence, they all have u and v as endpoints and we do not create new paths by removing them. In the end, we removed two braces from the path cover and reduced its number of paths by 2. We repeat this step until $|S_i| \leq 1$.

If $|S_i| = 1$, let B be the only brace in S_i that lies between u and v and that has split vertex s . Note that even if we have removed other braces from S_i beforehand and B is the last brace in this set, the paths P_1 , P_2 , and P_3 of B remained untouched so far. This is ensured by resolving the braces in creation order. We now remove both the split path and the unsplit path of B from the path cover. Then, we split the path P_3 from B at u into two paths P and P' such that v lies on P' . We then extend P' along the split path of B until s and P along the unsplit path of B until v , and then along the split path until s ; see Fig. 6b. By this, we removed one brace and reduced the number of paths by 1.

With this method, we can remove all braces in S_i from the path cover and reduce its number of paths by $|S_i|$. At the end of this procedure, we have removed all $\rho = \sum_{i=1}^k |S_i|$ braces and ρ paths from the path cover. Thus, we obtain a path cover of size at most $(n + 1)/2 \leq \lceil n/2 \rceil$.

It remains to prove the runtime. First we use Lemma 2 to obtain in linear time a path cover of G with ρ braces. On the fly we mark all nodes of the tree that create braces. Parallel braces lie in the same P-component, thus it is easy to find the equivalent classes of the braces. If B_1 is included in B_2 then the node creating B_1 lies in the subtree of the node creating B_2 (the converse statement does not hold). Thus, in order to remove the sets of braces in the correct order, we simply have to traverse the tree top-down. To ensure that parallel braces are removed in creation order, we have to remove the braces in the same P-component bottom-up. Since every P-component is a path the removal order of the braces can be computed in linear time.

When removing the braces, we have to find the corresponding split vertex. Thus, we have to find a vertex for every brace B that is not an interior vertex of a brace B' with $B' < B$ efficiently. This information can be precomputed as follows. We store in every interior node x a pointer to a *potential split vertex* z , that is, an interior vertex on its s - t -path with the following property: If x is an S-node, then z lies currently in no brace. If x is a P-node, then any brace that currently contains z is a brace between s and t . Further, we store for every brace a pointer to a split vertex.

We now go through the tree bottom-up and compute all potential split vertices and split vertices. If a node is an S-node, we select the combined $t_1 = s_2$ vertex of its children as potential split vertex. By construction this vertex cannot lie in any brace at this point. If it is a P-node we do the following. Let z_1 be the potential split vertex of the left child and z_2 be the the potential split vertex of the right child. The s - t -path of the left child is always an s - t -path of the P-node. Hence we can pick z_1 as the potential split vertex for the P-node. If the parallel operation introduces a brace we store z_2 as split vertex of the brace. Braces will only be introduced in Case 2.2 and the two s - t -paths from the O -configuration

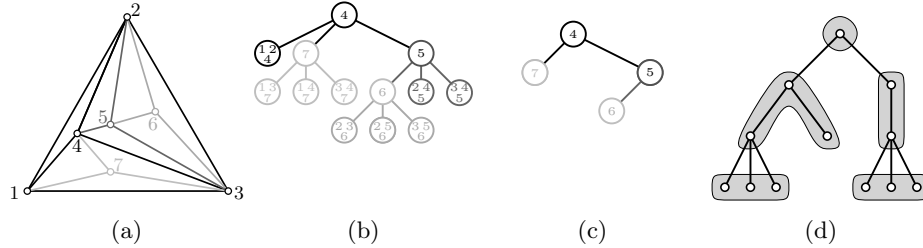


Fig. 9: (a) A planar 3-tree G , (b) the tree T_G , and (c) the stacking tree of G . A group partition of a different stacking tree (d).

are chosen as the paths P_1 and P_2 . Hence z_2 lies on P_1 or P_2 and splits the corresponding path appropriately. This concludes the proof. \square

3 Planar 3-Trees

A graph is a *planar 3-tree*, also known as an *Apollonian network*, if it can be constructed from the K_3 and a sequence of *stacking operations*. A stacking operation adds a vertex v to the graph by selecting an interior triangular face abc and introducing the edges va , vb and vc . The graph loses the face abc but wins the faces vab , vac , vbc ; see Fig. 9a. We assume from now on that G is a planar 3-tree with n vertices. The graph G can be associated with an ordered rooted ternary tree T_G as follows. The interior vertices of G are in 1–1 correspondence to the interior nodes of T_G , and the interior faces of G are in 1–1 correspondence with the leaves of T_G . If G is the K_3 , then T_G has a single node, which is a leaf. When stacking a vertex into some face f , we attach three children to the leaf that was associated with f (and relabel the former leaf with f). We also choose an appropriate convention for the order of the leaves that allows us to identify faces and leaves. The tree T_G is obtained by carrying out all of G 's stacking operations this way. Note that this tree can be labeled such that it gives a tree decomposition of G with bags of size 4. Therefore, planar 3-trees have treewidth 3.

The *stacking tree* of G is obtained by deleting all leaves in T_G ; see Fig. 9c. We maintain the information which vertex got stacked in which (temporary) face by an auxiliary structure. By this, we can reconstruct G from its stacking tree. Next, we construct a partition (called *group partition*) of the $n - 3$ nodes of the stacking tree. We refer to the sets in a group partition as *groups*. Each group (with one exception) will be of one of the following types.

- (I) A group of type I contains a node with one child.
- (II) A group of type II contains a node with two children.
- (III) A group of type III contains three siblings (but not their parent).

We can construct such a partition by iteratively processing an arbitrary deepest leaf v in the stacking tree (see Fig. 9d for an example). If v has no sibling, then we group v and its parent to a type I group; if v has one sibling, then we group v , its sibling, and its parent to a type II group; and if v has two siblings, we group v and its two siblings to a type III group. Then, we remove all vertices of the created group from the stacking tree and repeat. We stop when either each vertex of the stacking tree is grouped, or only the root (corresponding to the first stacked vertex) remains. In the former case, we create another group that is empty, and in the latter case, we create another group that contains the root only. Let g_1, \dots, g_k be the groups of the partition in reverse order, such that g_k was created first. The planar 3-tree associated with the stacking tree obtained by the groups g_1, \dots, g_i , $1 \leq i \leq k$, is named G_i . If g_1 is empty, we set $G_1 = K_3$. We denote by $|G_i|$ the number of vertices in G_i , and by $|g_i|$ the number of nodes in g_i .

We will now create a path cover by iteratively adding the groups to the stacking tree. Hereby we make use of the following observation, which is due to the fact that every leaf in the stacking tree is in correspondence with a degree 3 vertex in the planar 3-tree.

Observation 1 *In any path cover of a planar 3-tree, for every leaf v in its corresponding stacking tree, there is a path with an endpoint in v .*

Next, we show how to obtain a path cover for G .

Lemma 3. *Let G be a planar 3-tree, and let α , β , and γ be the number of type I, type II, and type III groups in some group partition. We can construct a path cover for G of size at most $\alpha + 2\beta + \gamma + 2$ in linear time.*

Proof. If the first group is empty, we can easily find a path cover of $G_1 = K_3$ of size 2. Otherwise, the first group contains exactly the root of the stacking tree. It is an easy exercise to find a path cover of $G_1 = K_4$ of size 2. We continue with adding the groups g_2, \dots, g_k in order one by one. Let \mathcal{P}_i be a path cover of G_i , $1 \leq i < k$, of size p_i . We now show how to get a path cover \mathcal{P}_{i+1} of G_{i+1} of size p_{i+1} such that $p_{i+1} = p_i + 1$ if g_{i+1} is of type I or III, and $p_{i+1} = p_i + 2$ if g_{i+1} is of type II, which proves the bound in the statement of the lemma.

Case 1. The group $g_{i+1} = \{u, v\}$ is of type I. Assume that v is a child of u . We take one path from \mathcal{P}_i that contains an edge e that is incident to a face that contains u but not v . We substitute e from this path by a subpath that visits the two new vertices. Then, we add a path that covers e and the remaining three added edges as shown in Fig. 10a. This adds 1 new path, so we have $p_{i+1} = p_i + 1$.

Case 2. The group $g_{i+1} = \{u, v, w\}$ is of type II. We first mimic the procedure of Case 1 and add 2 of the new vertices including the additional path P_I . Let w be the remaining vertex. Since every face created by stacking u and v is incident to an endpoint of P_I , we can extend P_I (after stacking w) to w . We add then a second new path for the other 2 edges incident to w ; see Fig. 10b. This adds 2 new paths, so we have $p_{i+1} = p_i + 2$.

Case 3. The group $g_{i+1} = \{u, v, w\}$ is of type III. The parent q of the three new vertices is a degree 3 node in G_i , so some path P of \mathcal{P}_i ends in it. We remove

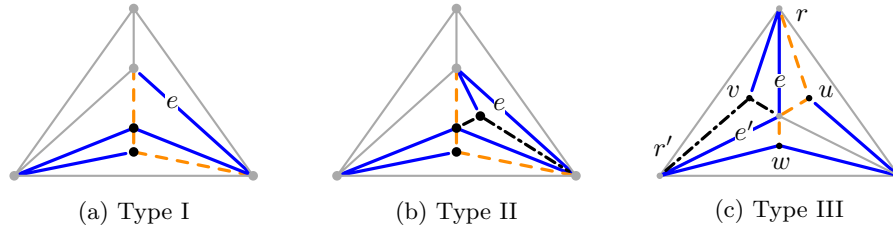


Fig. 10: Illustration of the newly added group in Lemma 3.

the last edge $e = (r, q)$ from P . Two of the new vertices, say u and v , share a face with e . We extend P starting from r through u , then through q , and then to w . Then, we take the path P' from \mathcal{P}_i that contains the edge $e' = (r', q)$ that shares a face with w and v . We replace e' in P' by the edges (r', v) and (v, q) . Finally, we cover e , e' , and the remaining added edges by a single new path; see Fig. 10c. This adds 1 new path, so we have $p_{i+1} = p_i + 1$.

Since the first group is covered by 2 paths, this proves the lemma.

For the runtime, observe that adding a group only takes constant time. Thus, it is bounded by creating the sequence of groups. To this end, we have to find the deepest leaf in every step. We can sort all nodes by their depth in linear time with e.g. Counting Sort, since the depth of the nodes is bounded by n . The stacking tree itself can be easily obtained in linear time from T_G where computing T_G also takes linear time [1]. This concludes the proof. \square

A *full planar 3-tree* is a planar 3-tree whose stacking tree is a proper ternary tree, that is, there are no degree 2 nodes in the stacking tree. In this case, the group partition uses only groups of type III (except g_1). Hence, we have $\alpha = \beta = 0$ and $\gamma = k - 1$. Since the root cannot be involved in a group of type III, g_1 will contain the root. Hence, $|g_1| = 1$ and we have $n - 3 = \sum_{i=1}^k |g_i| = 1 + 3(k - 1) = 3k - 2$ and therefore $n = 3k + 1$. Thus, we can create a path cover with at most $\gamma + 2 = k + 1 = (3k + 3)/3 = \lceil n/3 \rceil$ groups of type III, leading us to the following proposition.

Proposition 1. *Any full planar 3-tree admits a path cover of size at most $\lceil n/3 \rceil$.*

A planar 3-tree is called *serpentine* if each stacking operation takes place on one of the three faces that were just created. The stacking tree of such a graph is a path. Here, the group partition gives only groups of type I (except g_1), which yields $\beta = \gamma = 0$ and $\alpha = k - 1$. We have $n - 3 = \sum_{i=1}^k |g_i| = |g_1| + 2(k - 1) \geq 2k - 2$. Thus, we have $n \geq 2k + 1$ and we can create a path cover with at most $\alpha + 2 = k + 1 \leq \lceil n/2 \rceil$ groups of type I, leading us to the following proposition.

Proposition 2. *Any serpentine planar 3-tree admits a path cover of size at most $\lceil n/2 \rceil$.*

The worst case for our algorithm is that the group partition only consists of groups of type II. In this case, we have $\alpha = \gamma = 0$ and $\beta = k - 1$. We have $n - 3 = \sum_{i=1}^k |g_i| = |g_1| + 3(k - 1) \geq 3k - 3$, which yields $n \geq 3k$. Thus, we can create a path cover with at most $2\beta + 2 = 2k \leq \lfloor 2n/3 \rfloor$ groups. Note that this bound was already proven by Dean and Kouider [3] using Lovász' construction. However, we can combine our algorithm with the result of Dean and Kouider to achieve a better bound.

Theorem 2. *Any planar 3-tree admits a path cover of size at most $\lfloor 5n/8 \rfloor$.*

Proof. Let α , β , and γ be the number of type I, type II, and type III groups in the group partition of a stacking tree. By the size of the groups, we have that

$$n \geq 3 + 2\alpha + 3\beta + 3\gamma \geq 3 + 2\alpha + 3\beta + 2\gamma,$$

which can be rephrased as $2(\alpha + \gamma) \leq n - 3\beta - 3$. If $\beta \leq n/4 - 1$, then by Lemma 3 we can find a path cover with size at most

$$\alpha + 2\beta + \gamma + 2 \leq 2\beta + \frac{n - 3\beta - 3}{2} + 2 = \frac{n + \beta + 1}{2} \leq \frac{n}{2} + \frac{n}{8} \leq \frac{5n}{8}.$$

Recall that by the bound of Dean and Kouider every graph has a path cover of size $n_{\text{odd}}/2 + \lfloor 2n_{\text{even}}/3 \rfloor$, where n_{odd} is the number of odd-degree vertices and n_{even} is the number of even-degree vertices [3]. If $\beta > n/4 - 1$, then we apply their construction. Note that the number of leaves in any tree exceeds the number of its nodes with degree higher than 2. Since any group of type II contains at least one vertex of degree at least 3 (the parent), we know that the number of leaves in the stacking tree is at least $\beta + 1$. By Observation 1, each leaf in the stacking tree represents a degree-3 vertex, so we have $n_{\text{odd}} \geq \beta + 1 > n/4$. Hence, the construction of Dean and Kouider yields a path cover of size at most

$$\frac{n_{\text{odd}}}{2} + \left\lfloor \frac{2n_{\text{even}}}{3} \right\rfloor \leq \frac{n_{\text{odd}}}{2} + \frac{2n - 2n_{\text{odd}}}{3} < \frac{16n}{24} - \frac{n}{24} \leq \frac{5n}{8}. \quad \square$$

Acknowledgements. We thank Jens M. Schmidt for helpful discussions.

References

1. H. L. Bodlaender. A linear-time algorithm for finding tree-decompositions of small treewidth. *SIAM J. Comput.*, 25(6):1305–1317, 1996.
2. M. Bonamy and T. Perrett. Gallai’s path decomposition conjecture for graphs of small maximum degree. ArXiv preprint 1609.06257, 2016.
3. N. Dean and M. Kouider. Gallai’s conjecture for disconnected graphs. *Discrete Mathematics*, 213(1–3):43–54, 2000.
4. A. Donald. An upper bound for the path number of a graph. *Journal of Graph Theory*, 4(2):189–201, 1980.
5. V. Dujmović, D. Eppstein, M. Suderman, and D. R. Wood. Drawings of planar graphs with few slopes and segments. *Computational Geometry*, 38(3):194–212, 2007.
6. S. Durocher and D. Mondal. Drawing plane triangulations with few segments. In *Proceedings of the 26th Canadian Conference on Computational Geometry (CCCG ’14)*, pages 40–45. Carleton University, Ottawa, Canada, 2014.
7. X. Geng, M. Fang, and D. Li. Gallai’s conjecture for outerplanar graphs. *Journal of Interdisciplinary Mathematics*, 18(5), 2014.
8. A. Igamberdiev, W. Meulemans, and A. Schulz. Drawing planar cubic 3-connected graphs with few segments: Algorithms and experiments. In *Proceedings of the 23rd International Symposium on Graph Drawing and Network Visualization (GD ’15)*, volume 9411 of *Lecture Notes in Computer Science*, pages 113–124. Springer, 2015.
9. L. Lovász. On covering of graphs. In P. Erdős and G. Katona, editors, *Theory of Graphs*, pages 231–236. Akadémiai Kiadó, Budapest, 1968.
10. L. Pyber. Covering the edges of a connected graph by paths. *Journal of Combinatorial Theory, Series B*, 66(1):152–159, 1996.
11. A. Schulz. Drawing graphs with few arcs. *Journal of Graph Algorithms and Applications*, 19(1):393–412, 2015.
12. P. W. Shor. Stretchability of pseudolines is NP-hard. In *Applied Geometry And Discrete Mathematics*, volume 4 of *DIMACS Series in Discrete Mathematics and Theoretical Computer Science*, pages 531–554. DIMACS/AMS, 1990.
13. J. Valdes, R. E. Tarjan, and E. L. Lawler. The recognition of series parallel digraphs. *SIAM Journal on Computing*, 11(2):289–313, 1982.