

Kelvin–Helmholtz instability in a cool solar jet in the framework of Hall magnetohydrodynamics: A case study

I. Zhelyazkov¹ · Z. Dimitrov²

© Springer

Abstract We investigate the conditions under which the magnetohydrodynamic (MHD) modes in a cylindrical magnetic flux tube moving along its axis become unstable against the Kelvin–Helmholtz (KH) instability. We employ the dispersion relations of MHD modes derived from the linearized Hall MHD equations for cool (zero beta) plasma. We assume real wave numbers and complex angular wave frequencies, notably complex wave phase velocities. The dispersion equations are solved numerically at fixed input parameters and varying values of the ratio l_{Hall}/a , where $l_{\text{Hall}} = c/\omega_{\text{pi}}$ (c being the speed of light, and ω_{pi} the ion plasma frequency) and a is the flux tube radius. It is shown that the stability of the MHD modes depends upon four parameters: the density contrast between the flux tube and its environment, the ratio l_{Hall}/a , and the value of the Alfvén Mach number (the ratio of the tube axial velocity to Alfvén speed inside the flux tube). It is found that at high density contrasts, for small values of l_{Hall}/a , the kink ($m = 1$) mode can become unstable against KH instability at some critical Alfvén Mach number (or equivalently at critical flow speed), but a threshold l_{Hall}/a can suppress the onset of KH instability. At small density contrasts, however, the magnitude of l_{Hall}/a does not affect noticeably the condition for instability occurrence—even though it can reduce the critical Alfvén Mach number. It is established that the sausage mode ($m = 0$) is not subject to the KH instability.

Keywords: Hall magnetohydrodynamics; Hall MHD waves; Kelvin–Helmholtz instability; Solar wind

1. Introduction

Lighthill (1960), almost six decades ago, pointed out that for an adequate description of magnetohydrodynamic (MHD) waves and other anisotropic wave motions through a set

✉ I. Zhelyazkov
izh@phys.uni-sofia.bg

¹ Faculty of Physics, Sofia University, 1164 Sofia, Bulgaria

² Programista JSC, 1407 Sofia, Bulgaria

of MHD equations it is necessary to include the Hall term, $m_i(\mathbf{j} \times \mathbf{B})/(e\rho)$, in the generalized Ohm's law. That approach is termed Hall magnetohydrodynamics (Hall MHD). In the Hall MHD it is possible, for example, to describe waves with angular frequencies up to ion cyclotron frequency, $\omega \approx \omega_{ci}$. Since the model still neglects the electron inertia, it is limited to frequencies well below the lower hybrid frequency, $\omega \ll \omega_{lh}$. In this way, the theory of Hall MHD is relevant to plasma dynamics occurring on length scales shorter than an ion inertial length, $L < l_{Hall} = c/\omega_{pi}$ (where c is the speed of light and ω_{pi} is the ion plasma frequency), and time scales of the order or shorter than the ion cyclotron period, $t < \omega_{ci}^{-1}$ (Huba, 1995). Thus, the Hall MHD should affect the dispersion characteristics of the various MHD waves (bulk waves, shocks, solitary waves, surface modes in spatially bounded structures like layers and cylindrical magnetic flux tubes) as well as the emergence and development of turbulence (Ghosh and Goldstein, 1997; Galtier *et al.*, 2000; Galtier, 2006) or magnetic reconnection (Fitzpatrick, 2004; Birn *et al.*, 2005). The modified form of standard MHD waves, in incompressible limit, due to the Hall effect can be seen in Sahraoui *et al.*, 2007. An extensive review for the studies of wave propagation in bounded MHD plasmas (largely for slab geometry) in the context of both the standard and Hall MHD can be found in Zhelyazkov, 2009 and references therein. A fluid model for partially ionized plasma with the Hall term have been build by Panday and Wardle (2008) and recently was used in studying the surface wave propagation in a partially ionized solar plasma slab (Panday, 2013).

The Hall term changes not only the wave's propagating characteristics, but also various kind of instabilities of space plasmas. For example, Sano and Stone (2002a) have shown that the Hall term affects the evolution of the magnetorotational instability (MRI) in weakly ionized accretion disks. More specifically, they (Sano and Stone, 2002b) found that when the magnetic Reynolds number, $Re_M \equiv v_A^2/\eta\Omega$ (where v_A is the Alfvén speed, η is the magnetic diffusivity, and Ω is the angular frequency), is initially larger than a critical value Re_M^{crit} , the MRI evolves into MHD turbulence in which angular momentum is transported efficiently by the Maxwell stress. If $Re_M < Re_M^{crit}$, however, ohmic dissipation suppresses the MRI, and the stress is reduced by several orders of magnitude. The Hall term influences also the Kelvin–Helmholtz instability (KHI). As Chandrasekhar (1961) has established, this instability arises at the interface of two moving with different velocities incompressible plasmas embedded in a constant magnetic field if the thin velocity shear around the interface exceeds some critical value. The KHI in its nonlinear stage can develop a series of KH vortices. Nykyri and Otto (2004) examined the influence of the Hall term on KHI and reconnection inside KH vortices at the flank boundaries of the magnetosphere. It was numerically shown that the observed ion inertia scale turbulence might become very important in regions such as the Earth's magnetospheric cusps. The influence of environmental parameters on mixing and reconnection caused by the KHI at the magnetopause was very recently explored by Leroy and Keppens (2017). The authors studied the different configurations than can occur in the KHI scenario in a three-dimensional Hall-MHD setting, where the double mid-latitude reconnection (DMLR) process is triggered by the equatorial roll-ups. The influence of various parameters on the growth rate of the KHI and thus the efficiency of the DMLR was assessed. In the scope of assessing the effect of the Hall term on the physical processes, the simulations were also performed in the MHD frame. These different configurations may have discernible signatures that can be identified by spacecraft diagnostics. The effect of the Hall term on the onset

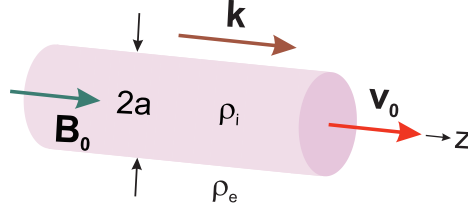


Figure 1. Geometry of an axially moving solar wind flux tube.

of the KHI in moving solar structures such as the solar wind was investigated in flat and cylindrical geometry in the incompressible plasma approximation (Zhelyazkov, 2009, 2010). It has been shown that in cylindrical geometry (Zhelyazkov, 2010) the kink ($m = 1$) mode, being unstable in the framework of the standard incompressible magnetohydrodynamics, becomes stable in the Hall MHD when the ratio l_{Hall}/a possesses a value of 0.4. It turns out that the sausage mode ($m = 0$) is always stable in both incompressible magnetohydrodynamics. It is necessary to note, however, that the derivation of the wave dispersion relation in Zhelyazkov, 2010 was not quite correct—the thermal/plasma pressure term in the momentum equation was neglected which is unacceptable in the incompressible standard or Hall MHD. Hence, the results of the numerical studies in that article need a reconsideration. Here, we present a rigorous derivation of the Hall MHD wave dispersion relation in the limit of zero beta (cool) plasma (being actually akin to, but not identical with that in Zhelyazkov, 2010) and an exploration of KHI for three density contrast values of the cool jet and its environment at a set of magnitudes for the l_{Hall}/a parameter.

The organization of the paper is as follows: In the next section we give the magnetic field topology of a moving cylindrical flux tube modeling the solar wind alongside the basic governing equations and the Hall MHD normal mode dispersion relation. Section 3 deals with the numerical solutions to the wave dispersion relation and the discussion of obtained results. The last section summarizes the new findings and comments on future improvements of the Hall MHD studies of KHI in the solar wind.

2. Geometry, basic equations, and dispersion relation

We model the solar wind as a moving in axial direction magnetic flux tube of cool plasma and radius a , embedded in a constant magnetic field $\mathbf{B}_0 = (0, 0, B_0)$ (see Figure 1). In cold plasma approximation both magnetic fields (inside and outside the flowing plasma) are identical. The flux tube velocity \mathbf{v}_0 is homogeneous in radial direction and has only a z -component: $\mathbf{v}_0 = (0, 0, v_0)$. We note that v_0 is the tube relative velocity with respect to the environment because our frame of reference is attached in the surrounding magnetized plasma. We assume that plasma densities in both media, ρ_i and ρ_e , are homogeneous and the ratio $\eta = \rho_e/\rho_i$ characterizes the density contrast. Excited MHD waves propagate along the flux tube that implies a wavevector $\mathbf{k} = (0, 0, k_z)$.

Considering small perturbations from equilibrium in the form

$$\mathbf{B} = \mathbf{B}_0 + \mathbf{B}_1, \quad \rho = \rho_0 + \rho_1, \quad \mathbf{v} = \mathbf{v}_0 + \mathbf{v}_1,$$

the plasma motion is described by the linearized ideal Hall MHD equations for cold plasmas,

$$\frac{\partial \rho_1}{\partial t} = -\nabla \cdot (\rho_0 \mathbf{v}_1 + \rho_1 \mathbf{v}_0) = 0, \quad (1)$$

$$\rho_0 \left(\frac{\partial}{\partial t} + \mathbf{v}_0 \cdot \nabla \right) = \frac{1}{\mu} (\nabla \times \mathbf{B}_1) \times \mathbf{B}_0, \quad (2)$$

$$\frac{\partial \mathbf{B}_1}{\partial t} = \nabla \times (\mathbf{v}_0 \times \mathbf{B}_1) + \nabla \times (\mathbf{v}_1 \times \mathbf{B}_0) - \frac{m_i}{e \rho \mu} \nabla \times [(\nabla \times \mathbf{B}_1) \times \mathbf{B}_0], \quad (3)$$

and the constraint

$$\nabla \times \mathbf{B}_1 = 0, \quad (4)$$

where μ is the magnetic permeability of free space; the other notation is standard. Recall that here the quantities with subscript zero refer to equilibrium values. To investigate the stability of the system, Equations (2)–(4) are Fourier transformed, assuming all perturbed quantities in the form

$$g(r, \phi, z, t) = g(r) \exp[i(-\omega t + m\phi + k_z z)], \quad (5)$$

where g represents any quantities \mathbf{v}_1 and \mathbf{B}_1 ; ω is the angular wave frequency, m is the azimuthal mode number, and k_z is the axial wavenumber. Equation (1), which defines the density perturbation, is not used below because we are studying the propagation and stability of Alfvén-wave like perturbations of the fluid velocity and magnetic field. Bearing in mind that for cold plasma in cylindrical coordinate system $\mathbf{v}_1 = (v_{1r}, v_{1\phi}, 0)$ and $\mathbf{B}_1 = (B_{1r}, B_{1\phi}, B_{1z})$, if we use Equation (5) in Equations (2)–(4), we obtain the following set of equations for the components of the fluid velocity and magnetic field perturbations:

$$-i\rho_0\Omega v_{1r} + \frac{d}{dr}p_{1m} - \frac{1}{\mu}B_0ik_zB_{1r} = 0, \quad (6)$$

$$-i\rho_0\Omega v_{1\phi} + \frac{m}{r}p_{1m} - \frac{1}{\mu}B_0k_zB_{1\phi} = 0, \quad (7)$$

$$-i\rho_0\Omega B_{1r} - B_0k_zv_{1r} + i\frac{k_zv_A^2}{\omega_{ci}}\left(\frac{m}{r}B_{1z} - k_zB_{1\phi}\right) = 0, \quad (8)$$

$$-i\rho_0\Omega B_{1\phi} - B_0k_zv_{1\phi} + i\frac{k_zv_A^2}{\omega_{ci}}\left(k_zB_{1r} + i\frac{d}{dr}B_{1z}\right) = 0, \quad (9)$$

$$-i\rho_0\Omega B_{1z} + B_0\left(\frac{d}{dr}v_{1r} + \frac{1}{r}v_{1r} + i\frac{m}{r}v_{1\phi}\right) + i\frac{k_zv_A^2}{\omega_{ci}}\left(\frac{d}{dr}B_{1\phi} + \frac{1}{r}B_{1\phi} - i\frac{m}{r}B_{1r}\right) = 0, \quad (10)$$

where $p_{1m} = B_0B_z/\mu$ is the magnetic pressure perturbation, $\Omega = \omega - k_zv_0$ is the Doppler shifted frequency, $\omega_{ci} = eB_0/m_i$ is the ion cyclotron frequency, and $v_A = B_0/\sqrt{\mu\rho_0}$ is the

Alfvén speed. From Equations (6)–(9) we obtain the following two coupled equations for v_{1r} and $v_{1\phi}$:

$$v_{1r} = i \frac{\Omega}{k_z^2 v_A^2 - \Omega^2} \left(\frac{1}{\rho_0} \frac{d}{dr} p_{1m} + \frac{k_z v_A^2}{\omega_{ci}} v_{1\phi} \right),$$

$$v_{1\phi} = - \frac{\Omega}{k_z^2 v_A^2 - \Omega^2} \left(\frac{1}{\rho_0} \frac{m}{r} p_{1m} + i \frac{k_z v_A^2}{\omega_{ci}} v_{1r} \right),$$

which allows us to express v_{1r} and $v_{1\phi}$ through the perturbation of the magnetic pressure p_{1m} and its first derivative with respect to r , that is,

$$v_{1r} = i \frac{1}{Z} \frac{\Omega}{k_z^2 v_A^2 - \Omega^2} \frac{1}{\rho_0} \left(\frac{d}{dr} - \frac{\varepsilon}{1-C} \frac{m}{r} \right) p_{1m}, \quad (11)$$

$$v_{1\phi} = - \frac{1}{Z} \frac{\Omega}{k_z^2 v_A^2 - \Omega^2} \frac{1}{\rho_0} \left(\frac{m}{r} - \frac{\varepsilon}{1-C} \frac{d}{dr} \right) p_{1m}. \quad (12)$$

Here, Z , ε , and C are dimensionless expressions that have the forms

$$Z = 1 - \left(\frac{\varepsilon}{1-C} \right)^2, \quad \varepsilon = \Omega/\omega_{ci}, \quad \text{and} \quad C = \left(\frac{\Omega}{k_z v_A} \right)^2.$$

By inserting the above expressions of v_{1r} and $v_{1\phi}$ into Equation (10), after some lengthy algebra one obtains that

$$\frac{1}{\rho_0} \frac{1}{k_z^2 v_A^2 - \Omega^2} \left(1 - \frac{\varepsilon^2}{1-C} \right) \left(\frac{d^2}{dr^2} + \frac{1}{r} \frac{d}{dr} - \frac{m^2}{r^2} \right) p_{1m} = \frac{B_{1z}}{B_0}. \quad (13)$$

From Equation (7) we have that

$$\frac{m}{r} \frac{1}{\mu} B_0 B_{1z} = \rho_0 \Omega v_{1\phi} + \frac{1}{\mu} B_0 k_z B_{1\phi}.$$

By expressing $B_{1\phi}$ via the perturbations v_{1r} and $v_{1\phi}$, namely

$$B_{1\phi} = - \frac{k_z B_0}{\Omega} \left[v_{1\phi} + i(\Omega/\omega_{ci}) v_{1r} \right],$$

and multiply above equation with Ω/ρ_0 , on using expressions (11) and (12), we obtain that

$$\frac{B_{1z}}{B_0} = \frac{1}{\rho_0} \frac{1}{v_A^2} p_{1m}. \quad (14)$$

Then Equation (13) takes the form

$$\left(\frac{d^2}{dr^2} + \frac{1}{r} \frac{d}{dr} - \frac{m^2}{r^2} - \kappa^2 \right) p_{1m} = 0, \quad (15)$$

where

$$\kappa^2 = k_z^2 \left(1 - \frac{\Omega^2}{k_z^2 v_A^2} \right) \frac{1}{Y} \quad \text{and} \quad Y = \frac{1 - \varepsilon^2/(1 - C)}{Z}.$$

Equation (15) is the equation for the modified Bessel functions and its solutions in both media are:

$$p_{1m}(r) = \begin{cases} \alpha_i I_m(\kappa_i r) & \text{for } r \leq a \\ \alpha_e K_m(\kappa_e r) & \text{for } r > a, \end{cases} \quad (16)$$

where the wave attenuation coefficients $\kappa_{i,e}$ are given by the expressions

$$\kappa_i = k_z \left(1 - \Omega^2/k_z^2 v_{Ai}^2 \right) / Y_i \quad \text{and} \quad \kappa_e = k_z \left(1 - \omega^2/k_z^2 v_{Ae}^2 \right) / Y_e.$$

With the above expressions for the magnetic pressure perturbation, the radial component (11) of the velocity perturbation has the following presentations in both media:

$$\begin{aligned} v_{1r}(r \leq a) &= -i \frac{1}{\rho_i} \frac{\Omega}{\Omega^2 - k_z^2 v_{Ai}^2} \frac{\alpha_i}{Z_i} \left[\kappa_i I'_m(\kappa_i r) - \frac{\varepsilon_i}{1 - C_i} \frac{m}{r} I_m(\kappa_i r) \right], \\ v_{1r}(r > a) &= -i \frac{1}{\rho_e} \frac{\omega}{\omega^2 - k_z^2 v_{Ae}^2} \frac{\alpha_e}{Z_e} \left[\kappa_e K'_m(\kappa_e r) - \frac{\varepsilon_e}{1 - C_e} \frac{m}{r} K_m(\kappa_e r) \right], \end{aligned} \quad (17)$$

where the prime means differentiation of the Bessel function on its argument. Finally, by applying the boundary conditions for continuity of the ratio v_{1r}/Ω (aka the radial component ξ_r of the Lagrangian displacement ξ) and the magnetic pressure perturbation p_{1m} at $r = a$, we obtain the dispersion relation of normal MHD modes propagating on a moving cool-plasma magnetic flux tube

$$\begin{aligned} &\frac{\rho_e}{\rho_i} \left(\omega^2 - k_z^2 v_{Ae}^2 \right) Z_e \left(\kappa_i \frac{I'_m(\kappa_i a)}{I_m(\kappa_i a)} - \frac{\varepsilon_i}{1 - C_i} \frac{m}{a} \right) \\ &- \left[(\omega - k_z v_0)^2 - k_z^2 v_{Ai}^2 \right] Z_i \left(\kappa_e \frac{K'_m(\kappa_e a)}{K_m(\kappa_e a)} - \frac{\varepsilon_e}{1 - C_e} \frac{m}{a} \right) = 0. \end{aligned} \quad (18)$$

When $\varepsilon_i = \varepsilon_e = 0$, one gets the well-known dispersion relation of the MHD normal modes propagating along a flowing cool plasma.

3. Numerical solutions and discussion

As a model of the moving magnetic flux tube of cool magnetized plasma (see Figure 1) we use the slow solar wind at a speed of 300 km s^{-1} over streamers, with electron number density $n_i = 2.5 \times 10^6 \text{ m}^{-3}$, magnetic field $B_0 = 7 \times 10^{-5} \text{ G}$, Alfvén speed $v_{Ai} = 96.5 \text{ km s}^{-1}$, and sound speed $c_{ci} = 40.6 \text{ km s}^{-1}$ (at electron temperature $T_e = 1.2 \times 10^5 \text{ K}$). The ion cyclotron frequency is $\omega/2\pi = 106.4 \text{ mHz}$ and accordingly the ion inertial length is $l_{\text{Hall}} = 144 \text{ km}$. In studying the propagation characteristics of Hall MHD waves and their stability, we consider three cases characterized by the density

contrast $\eta = \rho_e/\rho_i$, equal correspondingly to 0.4, 0.8, and 2. We obtain these density contrasts by keeping the plasma density inside the tube n_i constant and varying its value in the environment n_e from 1.0×10^6 through 2.0×10^6 to $5.0 \times 10^6 \text{ m}^{-3}$. We also assume that the sound speed outside the tube possesses the same value of 40.6 km s^{-1} . In all three case the pressure balance equation (equality of the sum of thermal and magnetic pressures in both media) yields a ratio of external to internal magnetic field close to 1 that justifies our assumption to use one background magnetic field B_0 . We note also that the plasma betas are less (or much less) than one, thus allowing us to treat both media as cool plasmas.

Prior to begin the numerical task of solving dispersion equation (18) in complex variables (assuming a complex angular wave frequency $\omega = \text{Re}\omega + i\text{Im}\omega$ and a real axial wave number k_z) for given mode, say for $m = 1$, that is, the kink mode, it is instructive to explore how the wave dispersion curves and wave growth rates (when the studied mode is unstable) change by considering both media as compressible and cool standard MHD plasmas and cool Hall MHD plasmas, respectively. To this end, here we give the well-known wave dispersion equation of the normal MHD modes of flowing compressible magnetized plasmas (Terra-Homem *et al.*, 2003; Nakariakov, 2007; Zhelyazkov, 2012):

$$\frac{\rho_e}{\rho_i} (\omega^2 - k_z^2 v_{\text{Ae}}^2) m_{0i} \frac{I'_m(m_{0i}a)}{I_m(m_{0i}a)} - [(\omega - \mathbf{k} \cdot \mathbf{v}_0)^2 - k_z^2 v_{\text{Ai}}^2] m_{0e} \frac{K'_m(m_{0e}a)}{K_m(m_{0e}a)} = 0. \quad (19)$$

where the squared wave attenuation coefficients in both media are given by the expression

$$m_0^2 = -\frac{(\Omega^2 - k_z^2 c_s^2)(\Omega^2 - k_z^2 v_A^2)}{(c_s^2 + v_A^2)(\Omega^2 - \omega_c^2)},$$

in which $\Omega \equiv \omega$ in the environment, and the cusp frequency, ω_c , is usually expressed via the so called tube speed, c_T , notably $\omega_c = k_z c_T$, where (Edwin and Roberts, 1983)

$$c_T = \frac{c_s v_A}{\sqrt{c_s^2 + v_A^2}}.$$

We recall that for the kink mode ($m = 1$) one defines the so called kink speed (Edwin and Roberts, 1983)

$$c_k = \left(\frac{\rho_i v_{\text{Ai}}^2 + \rho_e v_{\text{Ae}}^2}{\rho_i + \rho_e} \right)^{1/2}, \quad (20)$$

which, as seen, is independent of sound speeds and characterizes the propagation of transverse perturbations. We will show, that notably the kink mode can become unstable against KH instability.

In the cold-plasma approximation, when the sound speed v_s and cusp frequency ω_c are equal to zero, above dispersion equation (19) reduces to the form

$$\frac{\rho_e}{\rho_i} (\omega^2 - k_z^2 v_{\text{Ae}}^2) m_{0i}^c \frac{I'_m(m_{0i}^c a)}{I_m(m_{0i}^c a)} - [(\omega - \mathbf{k} \cdot \mathbf{v}_0)^2 - k_z^2 v_{\text{Ai}}^2] m_{0e}^c \frac{K'_m(m_{0e}^c a)}{K_m(m_{0e}^c a)} = 0, \quad (21)$$

where now the wave attenuation coefficients are given by

$$m_{0i}^c = k_z \left[1 - (\omega - \mathbf{k} \cdot \mathbf{v}_0)^2 / k_z^2 v_{Ai}^2 \right]^{1/2} \quad \text{and} \quad m_{0e}^c = k_z \left(1 - \omega^2 / k_z^2 v_{Ae}^2 \right)^{1/2}.$$

The numerical solving of Equations (19), (21), and (18) will be performed in dimensionless variables. Thus, we normalize all velocities with respect to the Alfvén speed inside the flux tube, v_{Ai} , and the wavelength $\lambda = 2\pi/k_z$ with respect to the tube radius a , which implies that we shall look for solutions of the normalized complex wave phase velocity $\omega/k_z v_{Ai}$ as a function of the normalized wavenumber $k_z a$ and input parameters, whose number depends upon the form of the wave dispersion relation. When explore Equation (19), along with the density contrast η , we should evaluate the reduced plasma betas, $\tilde{\beta}_{i,e} = c_{i,e}^2 / v_{Ai,e}^2$, magnetic field ratio, $b = B_e / B_i$, and Alfvén Mach number $M_A = v_0 / v_{Ai}$, which represents the flow velocity v_0 . We note that for normalization of the sound speeds one needs the parameters $\tilde{\beta}_{i,e}$, while b is used at the normalization of the Alfvén speed in the environment, v_{Ae} . For cold plasmas we take $b = 1$.

At given sound and Alfvén speeds, alongside the input parameters η and b , one can make some predictions, namely to specify the nature of the mode (pure surface, pseudosurface/body, or leaky) (Cally, 1986), the value of the kink speed (20) in a static flux tube, and the expected threshold/critical Alfvén Mach number at which KHI would start—the later is determined by the inequality (Zaqarashvili *et al.*, 2014)

$$|m| M_A^2 > (1 + 1/\eta)(|m|b^2 + 1). \quad (22)$$

In the next three subsections we present the results of the numerical task for the dispersion and growth rate curves of the kink ($m = 1$) mode in moving magnetic flux tubes with different values of the density contrast η .

3.1. Kink mode propagation characteristics at a density contrast 0.4

At $\eta = 0.4$, the Alfvén speed outside the flux tube (computed from the pressure balance equation) is $v_{Ae} = 162 \text{ km s}^{-1}$, the magnetic field ratio $b = 1.062$, and plasma betas are $\beta_i = 0.213$ and $\beta_e = 0.076$, respectively. The ordering of sound and Alfvén speeds in the system is as follows:

$$c_i = c_e < v_{Ai} < v_{Ae}.$$

According to Cally (1986) (see Table I there), in such a case the propagating kink mode must be a pseudosurface/body wave of B_+^+ type. The kink speed, calculated from (20), is equal to $\approx 119 \text{ km s}^{-1}$; thus its normalized value is $c_k / v_{Ai} = 1.2327$. The threshold Alfvén Mach number at which the KHI should occur is equal to 2.729. With input parameters: $\eta = 0.4$, $\tilde{\beta}_i = 0.1773$, $\tilde{\beta}_e = 0.0629$, $b = 1.062$, and various magnitudes of the Alfvén Mach number M_A we obtain a set of dispersion curves (of both stable and unstable waves) and normalized growth rate curves shown in Figure 2. We would like to note that the normalized kink-speed dispersion curve (not shown in Figure 2) appears exactly at the predicted value of 1.2327. This kink mode is really a pseudosurface wave in agreement with Cally’s criterion. With including the flow, that curve splits into two curves (Zhelyazkov, 2012) which at small Alfvén Mach numbers M_A go almost parallel, but for larger values of M_A their shapes dramatically change. This is especially true

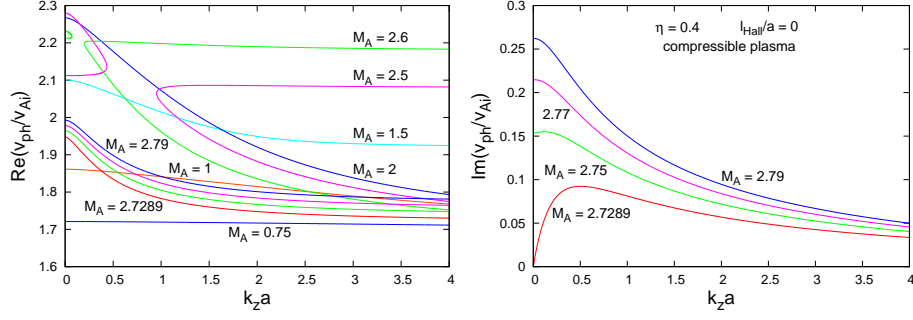


Figure 2. (Left panel) Dispersion curves of stable and unstable kink ($m = 1$) MHD mode propagating in a moving magnetic flux tube of compressible plasma at $\eta = 0.4$ and $b = 1.06$. Unstable dispersion curves, located above the $M_A = 0.75$ -dispersion curve, have been calculated for four values of the Alfvén Mach number $M_A = 2.7289, 2.75, 2.77$, and 2.79 . (Right panel) The normalized growth rates of the unstable mode for the same values of M_A . Red curves in both plots correspond to the onset of KH instability.

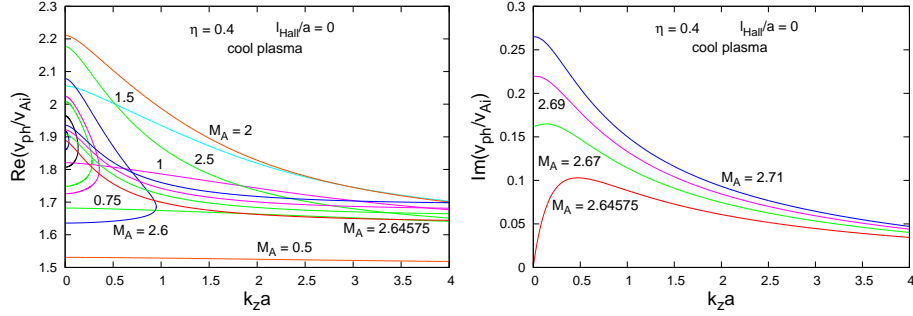


Figure 3. (Left panel) Dispersion curves of stable and unstable kink ($m = 1$) MHD mode propagating in a moving magnetic flux tube of cool plasma at $\eta = 0.4$ and $b = 1$. Unstable dispersion curves, located above the $M_A = 0.5$ -dispersion curve, have been calculated for four values of the Alfvén Mach number $M_A = 2.64575, 2.67, 2.69$, and 2.71 . (Right panel) The normalized growth rates of the unstable mode for the same values of M_A . Red curves in both plots correspond to the onset of KH instability.

in the region of normalized wave velocities where one expects a KHI onset (see, for instance, the curves for $M_A = 2.5$ and 2.6)—according to the criterion (22) that should happen at $M_A > 2.729$. Our computations yield that the marginally dispersion and growth rate curves appear at $M_A = 2.7289$ which is in excellent agreement with the predicted value.

It is curious to see what patterns of dispersion and growth rate curves one will obtain when using Equation (21) describing the wave propagation in a cool moving magnetic flux tube. With two input parameters, namely $\eta = 0.4$ and $b = 1$, one obtains the curves shown in Figure 3. As seen, the patterns are similar (in a sense) with those shown in Figure 2. Starting at $M_A = 2.6$ the pair of kink-speed dispersion curves merge forming a semi-closed curve, which becomes narrower with the increase in M_A : the non-labeled purple curve is calculated at $M_A = 2.625$, the green one at 2.63 , the black semi-closed curve at 2.64 , and the blue one at $M_A = 2.645$. KHI arises at the threshold Alfvén Mach number $M_A = 2.64575$, which is lower than the predicted one, but generally on the same order. In both cases (of compressible and cool plasma) the critical flow velocity

at which the instability starts is ≈ 263 or 255 km s^{-1} , being lower than the assumed flow

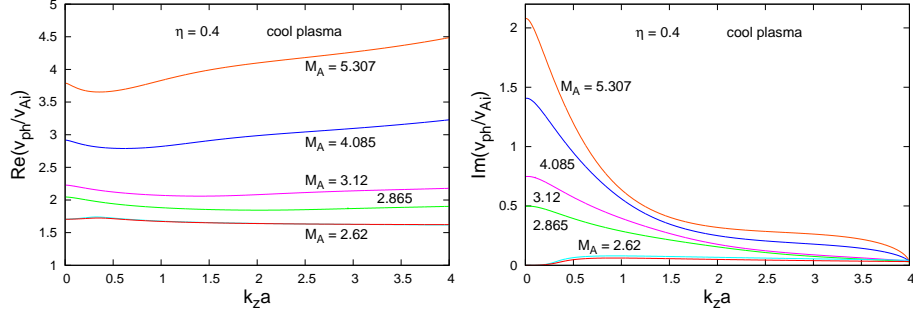


Figure 4. (Left panel) Dispersion curves of unstable kink ($m = 1$) Hall MHD mode propagating in a moving magnetic flux tube of cool plasma at $\eta = 0.4$, $b = 1$, and at various values of the parameter l_{Hall}/a , notably equal to 0.0025, 0.01, 0.05, 0.1, 0.25, and 0.4. Threshold Alfvén Mach numbers for the corresponding values of l_{Hall}/a are as follows: 2.62, 2.62, 2.865, 3.12, 4.085, and 5.307. (Right panel) The normalized growth rates of the unstable Hall MHD mode for the same values of the input parameters.

speed of 300 km s^{-1} . In other words, in both approximations the moving cool-plasma magnetic flux tube is unstable against the KHI. The similarity of wave dispersion and growth rate curves patterns shown in Figures 2 and 3 gives us reason to use the cool plasma approximation as a reliable one. The next logical step is to see how the Hall MHD will change the picture.

The normalization of the parameters ε_i and ε_e in Equation (18) requires the usage of the numerical parameter l_{Hall}/a . Thus, in finding the solutions to Equation (18) in addition to input parameters η , b , and M_A , we have to specify the value of that ratio l_{Hall}/a . The algorithm in solving the Hall MHD dispersion relation is the following: for a fixed value of l_{Hall}/a we have to find that threshold Alfvén Mach number at which KHI rises, that is, to obtain the marginal dispersion and growth rate curves (the red curves in Figures 2 and 3). Our choice for the set of l_{Hall}/a -values is: 0.0025, 0.01, 0.05, 0.1, 0.25, and 0.4. The results of the numerical calculations are presented in Figure 4. It is easily seen that the small l_{Hall}/a -values do not change notably both the dispersion and growth rate curves compared with those obtained in the frame of the standard MHD (look at Figure 3). For bigger values of the same parameter, one observes distinct increases in the normalized wave phase velocity and the corresponding dimensionless growth rate. Furthermore, at $l_{\text{Hall}}/a = 0.1$ the KHI occurs at a threshold Alfvén Mach number equal to 3.12. This means that the critical flow velocity for the instability onset is $v_0^{\text{cr}} \approx 301 \text{ km s}^{-1}$. If we assume that the tube radius is $a = 1000 \text{ km}$, then with $l_{\text{Hall}} = 114 \text{ km}$ the magnitude of $l_{\text{Hall}}/a = 0.114$ is sufficient to suppress the KHI. In other words, under these circumstances the Hall term stabilizes the plasma flow.

3.2. Kink mode propagation characteristics at a density contrast 0.8

With the increased value of the density contrast, η , for compressible plasma the pressure balance equation yields $v_{\text{Ae}} \approx 110 \text{ km s}^{-1}$ and $b = 1.021$. In that case the reduced plasma betas are $\tilde{\beta}_i = 0.1773$ and $\tilde{\beta}_e = 0.1361$, respectively, while the normalized kink speed is equal to 1.0652, that is, $c_k \approx 103 \text{ km s}^{-1}$. The ordering of sound and Alfvén

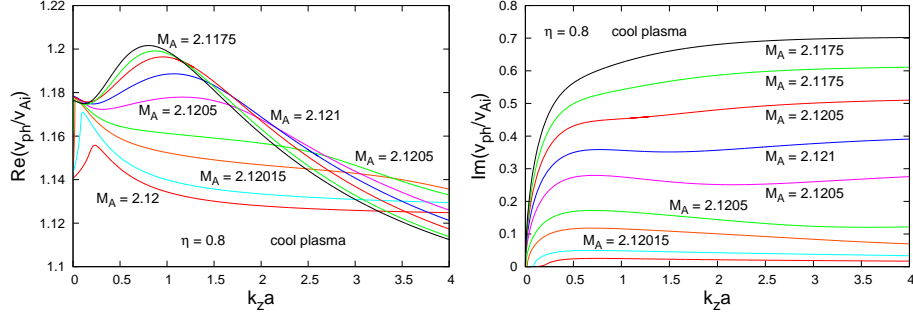


Figure 5. (Left panel) Dispersion curves of unstable kink ($m = 1$) Hall MHD mode propagating in a moving magnetic flux tube of cool plasma at $\eta = 0.8$, $b = 1$, and at various values of the parameter l_{Hall}/a , notably equal to 0.0025, 0.01, 0.05, 0.1, 0.25, 0.4, 0.6, 0.8, and 1. Threshold Alfvén Mach numbers for the corresponding values of l_{Hall}/a are as follows: 2.12, 2.12015, 2.12015, 2.1205, 2.1205, 2.1205, 2.121, 2.1205, 2.1175 and 2.1175. (Right panel) The normalized growth rates of the unstable Hall MHD mode for the same values of the input parameters.

speeds is the same as in the previous case of $\eta = 0.4$, which implies that the kink mode should be a pseudosurface/body wave of B_+^+ type (Cally, 1986). The threshold Alfvén Mach number for instability onset, according to inequality (22), has to be higher than 2.1437. The numerical solutions to dispersion equation (19) yield dispersion and growth rate curves patterns similar to those shown in Figure 2. The numerical code reproduces the normalized kink speed to its expected value within four places behind the decimal point, that is $c_k/v_{\text{Ai}} = 1.0652$. The numerically found threshold Alfvén Mach number equals 2.1437 which yields a critical flow velocity of $\approx 207 \text{ km s}^{-1}$, which means that in this standard MHD approximation of compressible plasma the kink mode ($m = 1$) is definitely unstable against KHI. In the same standard MHD, but in cold approximation, the solutions to Equation (21) yields even lower threshold $M_A = 2.12$, that is, a flow speed of 204.6 km s^{-1} is sufficient for the triggering of KHI in the system. However, the big surprise comes with the solutions to the Hall MHD dispersion relation (18)—the plots of marginal dispersion and growth rate curves of the unstable kink mode for an extended set of values of the parameter l_{Hall}/a are presented in Figure 5. It is immediately seen how different are the curves’ patterns—compare Figures 4 and 5—and what is really unexpected, any increase in the l_{Hall}/a -value does not increase the threshold Alfvén Mach number for the instability occurrence—just the opposite: the large enough l_{Hall}/a -values of 0.8 and 1 yield lower threshold $M_A = 2.1175$ than that obtained for $l_{\text{Hall}}/a = 0$ or 0.0025. With $M_A = 2.1175$, the critical flow velocity for KHI onset is $\approx 204 \text{ km s}^{-1}$, which is roughly 100 km s^{-1} lower than the assumed maximal slow-solar-wind speed of 300 km s^{-1} .

3.3. Kink mode propagation characteristics at a density contrast 2

A further increase in the density contrasts by choosing $\eta = 2$ yields a completely different picture. First and foremost, in the compressible plasma approximation, the pressure balance equation gives a rather low value of $v_{\text{Ae}} = 60.5 \text{ km s}^{-1}$ and consequently a $b = 0.8872$, that implies the propagation of sub-Alfvénic kink waves—the normalized kink speed is equal to 0.77183 that yields $c_k = 74.5 \text{ km s}^{-1}$. Moreover, now the ordering

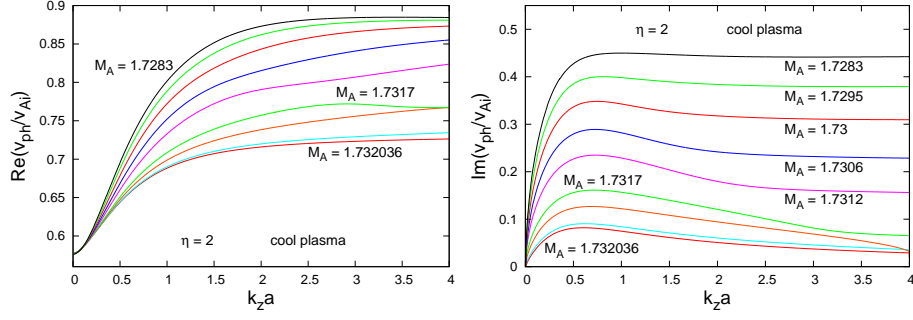


Figure 6. (Left panel) Dispersion curves of unstable kink ($m = 1$) Hall MHD mode propagating in a moving magnetic flux tube of cool plasma at $\eta = 2$, $b = 1$, and at various values of the parameter l_{Hall}/a , notably equal to 0.0025, 0.01, 0.05, 0.1, 0.25, 0.4, 0.6, 0.8, and 1. Threshold Alfvén Mach numbers for the corresponding values of l_{Hall}/a are as follows: 1.732036, 1.732037, 1.7318, 1.7317, 1.7312, 1.7306, 1.73, 1.7295 and 1.7283. (Right panel) The normalized growth rates of the unstable Hall MHD mode for the same values of the input parameters.

of sound and Alfvén speeds of the system has changed and that chain has the form

$$c_i = c_e < v_{Ae} < v_{Ai}.$$

Such a ordering does not fit any of possible non-leaky modes listed in Table I in Cally, 1986. With $\beta_i = 0.1773$ and $\beta_e = 0.4506$, at $M_A = 0$ (static plasma) the numerical solution to Equation (19) reproduces the normalized kink speed up to four places behind the decimal point, but what is more important, one obtains that in this case the kink ($m = 1$) mode is a leaky wave (real m_{0i} and imaginary m_{0e}). The dispersion curves' pattern is much complicated than that of the previous two cases and the found threshold Alfvén Mach number of 1.637314 is very close to the predicted one ($=1.637$). Hence, a flow speed of 158 km s^{-1} ensures the triggering of the KHI in the system. In the cold plasma approximation, that threshold M_A -value is a little bit higher ($=1.732045$), but still giving a relatively low flow speed of 167 km s^{-1} for the instability onset. The Hall MHD approach for the same set of values for the l_{Hall}/a parameter as in the previous case of $\eta = 0.8$ yields more or less similar pattern of the growth rate curves (see the right panel in Figure 6), but different for wave dispersion curves. The latter have two specific issues: (i) all dispersion curves begin with a normalized phase velocity of ≈ 0.577 , or equivalently with $\approx 55.7 \text{ km s}^{-1}$; (ii) all dispersion curves, even those corresponding to relatively big l_{Hall}/a -values like the kink-speed curve in a static compressible standard MHD magnetic flux tube describe sub-Alfvénic waves. Concerning the threshold M_A -value at a small l_{Hall}/a -value ($=0.0025$), it is rather close to that in a moving cold-plasma magnetic flux tube—it is equal to 1.732036, which yields the same critical flow velocity of 167 km s^{-1} . Likewise the previous case of $\eta = 0.8$, the kink ($m = 1$) mode is unstable regardless of the value of the l_{Hall}/a parameter.

3.4. Sausage mode propagation characteristics at a density contrast 0.4

The previous study of Zhelyazkov (2010) on Hall MHD modes in the solar wind explored in incompressible plasma approximations has established that in the standard

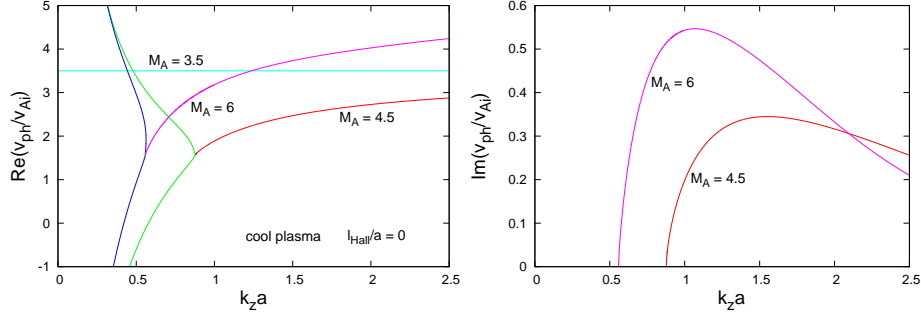


Figure 7. (Left panel) Dispersion curves of stable and spuriously unstable sausage ($m = 0$) MHD mode propagating in a moving magnetic flux tube of cool plasma at $\eta = 0.4$, $b = 1$, and at two values of the Alfvén Mach numbers equal to 4.5 and 6, respectively. The green, blue, and cyan curves describe stable wave propagation, while the green and purple/blueviolet curves simulate spurious unstable sausage waves. (Right panel) The normalized growth rates of the spuriously unstable sausage MHD mode for the same values of the Alfvén Mach number.

MHD the sausage mode ($m = 0$) is always stable with respect to KHI. That conclusion has been drawn from the exact solutions to the corresponding dispersion equation, which has the form of a quadratic algebraic equation. The Hall term in the generalized Ohm’s law does not change that conclusion either. We ask ourselves whether the cool-plasma approximation will change the situation? The answer to this question is negative. That can be seen in Figure 7 which presents the results of solving Equation (21) at $\eta = 0.4$ and $b = 1$ for two values of the Alfvén Mach number equal to 4.5 and 6, respectively. One obtains two types of dispersion curves, notably curves describing a stable wave propagation (the green and blue curves in Figure 7) and other two curves (the red and purple ones) who pass through/cross the green and blue ones. Two latter curves (red and purple) are, however, plotted from spurious real roots of the wave dispersion relation—they do not correspond to real unstable waves. The same applies for the spurious growth rate curves seen in the right panel of Figure 7. These circumstances make us very cautious in the interpretation of numerical solutions of dispersion equations in complex variables. In fact, the only real dispersion curves are those which are associated with the Alfvén speed at given Alfvén Mach number. For example, the cyan curve in the left panel of Figure 7 is the lower of the pair of Alfvén-speed curves (at normalized phase velocities of 3.5 and 5.5) which are akin to the kink-speed curves discussed in Subsection 3.1. It turns out that the inclusion of the Hall term in Faraday equation (3) does not change above conclusion.

4. Conclusion

In this paper, we have studied the propagation of normal modes on a moving magnetic flux tube in three different approximations (compressible and cold plasma in the standard MHD, and cool plasma in the Hall MHD) for three cases, corresponding to different values of the density contrast $\eta = \rho_e/\rho_i$, equal to 0.4, 0.8, and 2, respectively. The exploration of the wave dispersion equation for a flux tube of compressible plasma allows us to determine the nature of the propagating mode (be it pure surface, pseudo-surface/body, or leaky wave) as well as to find out the typical speed of the kink ($m = 1$)

or sausage ($m = 0$) mode. In this approximation, one can also find the threshold Alfvén Mach number M_A at which the kink ($m = 1$) mode become unstable against the KHI. The solutions found in the simpler approximation of cold plasma yield dispersion and growth rate curves' patterns very similar to those obtained for compressible plasmas. This similarity allows us to use that limit of cool plasma in studying the normal mode propagation in the framework of the Hall MHD. The main findings in that direction can be summarized as follows:

The Hall term does not change the nature of stable studied modes—depending on the ordering of the sound and Alfvén speeds they can be pseudosurface/body or leaky waves. All unstable waves possess complex attenuation coefficients which circumstance implies that they are neither pseudosurface nor leaky waves—such unstable modes can be classified as generalized surface waves.

The influence of the Hall term on the development of the KHI in spatially bounded flowing structures can be characterized by the parameter l_{Hall}/a , where a is a scale parameter, equal to the tube radius in the cases of moving cylindrical flux tubes. For a relatively high density contrast (for instance, at $\eta = 0.4$) the kink ($m = 1$) mode at small l_{Hall}/a -values can be unstable against the KHI, but a large enough l_{Hall}/a -value can suppress the instability. As an illustration, we showed that this can happen for a moving cool-plasma magnetic flux tube with Alfvén speed of 96.5 km s^{-1} , which is KH unstable for all $l_{\text{Hall}}/a < 0.1$, but becomes stable for larger than 0.1 l_{Hall}/a -values.

This situation dramatically changes when the density contrast becomes lower, say, $\eta = 0.8$ or 2 . In both cases the Hall term does not influence the development of KHI irrespective of the l_{Hall}/a -value. Moreover, a high enough l_{Hall}/a may diminish the magnitude of the threshold Alfvén Mach number M_A and consequently the corresponding critical flow velocity.

While for $\eta = 0.4$ or 0.8 all kink waves, stable or unstable, are super-Alfvénic waves, at $\eta = 2$ they become sub-Alfvénic waves, whose instability status as we already said, is not influenced noticeably by the Hall term. Even it can facilitate the KHI onset.

The sausage ($m = 0$) mode is not subject to the KHI in the all discussed above approximations.

No doubt that a more realistic model of the solar wind would be a $\beta \sim 1$ magnetized flowing plasma. In that case, the medium can be treated as a nearly incompressible fluid (Zank and Matthaeus, 1993)—thus, the building of a correct model in that approximation with taking into account the role of the Hall term will help us to better understand the complex wave phenomena and turbulence in the solar wind.

Acknowledgments Our work was supported by the Bulgarian Science Fund under the Indo-Bulgarian project DNTS/INDIA 01/7. We are indebted to Dr. Snezhana Yordanova for drawing one figure.

References

- Birn, J., Galsgaard, K., Hesse, M., *et al.*: 2005, Forced magnetic reconnection. *Geophys. Res. Lett.* **32**, L06105.
- Cally, P.S.: 1986, Leaky and non-leaky oscillations in magnetic flux tubes. *Solar Phys.* **103**, 277.
- Chandrasekhar, S.: 1961, *Hydrodynamic and Hydromagnetic Stability*, Clarendon Press, Oxford, chapter 11.
- Edwin, P.M., Roberts, B.: 1983, Wave propagation in a magnetic cylinder. *Solar Phys.* **88**, 179.
- Fitzpatrick, R.: 2004, Scaling of forced magnetic reconnection in the Hall-magnetohydrodynamic Taylor problem. *Phys. Plasmas* **11**, 937

- Galtier, S.: 2006, Wave turbulence in incompressible Hall magnetohydrodynamics. *J. Plasma Phys.* **72**, 721.
- Galtier, S., Nazarenko, S.V., Newell, A.C., Pouquet, A.: 2000, A weak turbulence theory for incompressible magnetohydrodynamics. *J. Plasma Phys.* **63**, 447.
- Ghosh, S., Goldstein, M.L.: 1997, Anisotropy in Hall MHD turbulence due to a mean magnetic field. *J. Plasma Phys.* **57**, 129.
- Huba, J.D.: 1995, Hall magnetohydrodynamics in space and laboratory plasmas. *Phys. Plasmas* **2**, 2504.
- Leroy, M.H.J., Keppens, R.: 2017, On the influence of environmental parameters on mixing and reconnection caused by the Kelvin–Helmholtz instability at the magnetopause. *Phys. Plasmas* **24**, 012906.
- Lighthill, M.J.: 1960, Studies on Magneto-Hydrodynamic Waves and other Anisotropic Wave Motions. *Phil. Trans. R. Soc. Lond. A* **252**, 397.
- Nakariakov, V.M.: 2007, MHD oscillations in solar and stellar coronae: Current results and perspectives. *Adv. Space Res.* **39**, 1804.
- Nykyri, K., Otto, A.: 2004, Influence of the Hall term on KH instability and reconnection inside KH vortices. *Ann. Geophys.* **22**, 935.
- Pandey, B.P., Wardle, M.: 2008, Hall magnetohydrodynamics of partially ionized plasmas. *Mon. Not. Roy. Astron. Soc.* **385**, 2269.
- Pandey, B.P.: 2013, Surface waves in the partially ionized solar plasma slab. *Mon. Not. Roy. Astron. Soc.* **436**, 1659.
- Sahraoui F., Galtier, S., Belmont, G.: 2007, On waves in incompressible Hall magnetohydrodynamics. *J. Plasma Phys.* **73**, 723.
- Sano, T., Stone, J.M.: 2002a, The Effect of the Hall Term on the Nonlinear Evolution of the Magnetorotational Instability. I. Local Axisymmetric Simulations. *Astrophys. J.* **570**, 314.
- Sano, T., Stone, J.M.: 2002b, The Effect of the Hall Term on the Nonlinear Evolution of the Magnetorotational Instability. II. Saturation Level and Critical Magnetic Reynolds Number. *Astrophys. J.* **577**, 534.
- Terra-Homem, M., Erdélyi, R., Ballai, I.: 2003, Linear and non-linear MHD wave propagation in steady-state magnetic cylinders. *Solar Phys.* **217**, 199.
- Zank, G.P., Matthaeus, W.H.: 1993, Nearly incompressible fluids. II: Magnetohydrodynamics, turbulence, and waves. *Phys. Fluids* **5**, 257.
- Zaqarashvili, T.V., Vörös, Z., Zhelyazkov, I.: 2014, *Astron. Astrophys.* **561**, A64.
- Zhelyazkov, I.: 2009, MHD waves and instabilities in flowing solar flux-tube plasmas in the framework of Hall magnetohydrodynamics. *Eur. Phys. J. D* **55**, 127.
- Zhelyazkov, I.: 2010, Hall-magnetohydrodynamic waves in flowing ideal incompressible solar-wind plasmas. *Plasma Phys. Control. Fusion* **52**, 065008.
- Zhelyazkov, I.: 2012, Magnetohydrodynamic waves and their stability status in solar spicules. *Astron. Astrophys.* **537**, A124.