

Bang-Bang Optimal Control of Large Spin Systems: Enhancement of ^{13}C - ^{13}C Singlet-Order at Natural Abundance

Deepak Khurana^a, T. S. Mahesh^{a,b}

^aDepartment of Physics and NMR Research center,

^bCenter for Energy Sciences,

Indian Institute of Science Education and Research, Pune 411008, India

Abstract

Using a Bang-Bang optimal control (BB) technique, we transfer polarization from abundant high- γ nuclei directly to singlet order. This approach is analogous to algorithmic cooling (AC) procedure used in quantum state purification. Specifically, we apply this method for enhancing the singlet order in a natural abundant ^{13}C - ^{13}C spin pair using a set of nine equivalent protons of an 11-spin system. We find an enhancement of singlet order by about two times, while simultaneously halving the experimental time compared to standard methods not involving polarization transfer. We also explore the performance of an extension of AC, known as heat-bath algorithmic cooling (HBAC). Although, in our system we could not find additional advantage of HBAC over AC, in systems where ancillary spins thermalize much faster than the singlet-order life-times, we expect HBAC to further enhance the singlet-order via iterative transfer of polarization.

Keywords: Long lived singlet state, Algorithmic cooling, Bang-Bang optimal control

1. Introduction

Not many experimental architectures allow as elaborate control on quantum dynamics as that of NMR. Several powerful RF control techniques such as composite pulses [1], adiabatic pulses [2], band-selective/broadband pulses [3–6] are being routinely used in NMR spectroscopy. Numerical methods such as strongly modulating pulses [7], GRAdient Ascent Pulse Engineering (GRAPE) [8], Krotov [9], etc have also been used for specific purposes in spectroscopy as well as quantum information. Here we describe an application of Bang-Bang (BB) optimal control that utilizes a sequence of full-power RF pulses with variable phases separated by variable delays [10–12]. Generally, the numerical complexity of optimal control techniques scales rapidly with the size of the spin system, thus limiting their applications. On the other hand, BB relies on one-time matrix exponentiation to build basic unitaries and hence it's complexity scales much slower, and therefore is applicable also for fairly larger spin systems [11]. In this work we utilize the BB control to directly transfer polarization from a set of ancillary spins to the long-lived singlet-order in a spin-pair.

Right after its conception, long-lived singlet-order has gained significant theoretical and experimental interest [13–31] due to its wide range of applications such as study of slow molecular processes [32], characterizing molecular diffusion [33, 34], precision measurement of scalar couplings [35], obtaining molecular structure information [36], and storage of hyper polarization [37–40].

In a pair of two-level quantum particles with individual basis states $\{|\uparrow\rangle, |\downarrow\rangle\}$, antisymmetric singlet state is

$$|S_0\rangle = \frac{|\uparrow\downarrow\rangle - |\downarrow\uparrow\rangle}{\sqrt{2}} \quad (1)$$

and symmetric triplet states are

$$\begin{aligned} |T_0\rangle &= \frac{|\uparrow\downarrow\rangle + |\downarrow\uparrow\rangle}{\sqrt{2}} \\ |T_+\rangle &= |\uparrow\uparrow\rangle \text{ and,} \\ |T_-\rangle &= |\downarrow\downarrow\rangle. \end{aligned} \quad (2)$$

In NMR, the basis states are usually the spin eigenstates in the Zeeman magnetic field, and under normal conditions it is hardly possible to prepare any pure quantum state. However, it is often possible to prepare an excess population in one of the quantum states relative to uniformly populated remaining states. Thus an excess population of singlet state relative to a uniformly populated triplet states is represented by the density operator

$$\rho_S = (1 - \epsilon_S) \mathbb{1}_4/4 + \epsilon_S |S_0\rangle\langle S_0|, \quad (3)$$

where $\mathbb{1}_4$ is the four-dimensional identity operator and the scalar quantity ϵ_S quantifies the singlet-order [18]. Since the dominant intra-pair dipolar relaxation process does not connect subspaces of different symmetries, the singlet-order often lives much longer than other non-equilibrium states whose life-times are limited by the spin-lattice relaxation time constant T_1 [16, 17]. In favorable cases, singlet life-times as long as over 50 times T_1 have also been observed [27].

One way to access singlet-order is to utilize the chemical shift separation (along with J-coupling) between two spins to

Email addresses: deepak.khurana@students.iiserpune.ac.in (Deepak Khurana), mahesh.ts@iiserpune.ac.in (T. S. Mahesh)

prepare a mixture $|S_0\rangle\langle S_0| - |T_0\rangle\langle T_0|$ of singlet and triplet states. This is followed by suppression of chemical shift to impose symmetry, achieved either with low-field switching by shuttling the sample out of the magnet [13], or with a strong RF spin-lock while retaining the high-field [15]. After a desired storage period, the chemical shift separation is restored and the singlet-order is converted back into observable single quantum coherence.

Later, accessing singlet-order in systems with chemical equivalence, but magnetic inequivalence w.r.t. a chemically equivalent ancillary spin-pair, was discovered [22]. In this case, each of the chemically equivalent spin-pairs exist in singlet states at high magnetic fields without requiring external spin-lock to impose symmetry. It was also shown that by exploiting the higher sensitivity of ancillary ^1H - ^1H spin-pair, one can prepare, store, and detect ^{13}C - ^{13}C singlet order either with isotopic labeling [41] or even at natural abundance [42].

In this work, we show that using the BB optimal control techniques, we can directly transfer polarization from ancillary protons to enhance naturally abundant ^{13}C - ^{13}C singlet order. This method is widely applicable in a variety of systems where a pair of spins with or without chemical equivalence are coupled to a few ancillary spins.

Although the concept of polarization transfer has long been a part of NMR spectroscopy [43, 44], it has been revisited in quantum information while attempting to achieve a small set of highly pure quantum bits (system qubits) at the expense of purity of a large number of ancillary quantum bits (reset qubits). This process known as algorithmic cooling (AC) systematically transfers entropy from system qubits to reset qubits [45, 46]. Heat bath algorithmic cooling (HBAC) is a nonunitary extension of AC, that involves removal of the extra entropy from the reset qubits to an external bath so that AC can be iteratively applied to achieve higher purity of system qubits [47]. HBAC is particularly efficient if the life-time of the system qubits is much longer than that of reset qubits [48]. In this sense, a long-lived singlet-pair surrounded by a set of fast relaxing ancillary spins is a perfect setup for performing HBAC. Motivated by these concepts, we refer to the single iteration polarization transfer as AC and multiple iteration polarization transfer as HBAC.

The paper is organized as follows: In section 2 we describe BB optimal control in detail, along with our spin system and pulse sequence. In section 3 we describe experimental results and simulations. Finally, section 4 contains discussions and conclusions.

2. Methods

2.1. Bang Bang (BB) optimal control

Consider a system in a state ρ_{in} that needs to be steered to a target state ρ . We discretize the time evolution into N segments each of duration Δt . In the rotating-frames of the RF carriers, let \mathcal{H}_0 be the internal Hamiltonian of the system and

$$\begin{aligned}\mathcal{H}_{k,n} &= A_{k,n} (I_x^k \cos \phi_{k,n} + I_y^k \sin \phi_{k,n}) \\ &= A_{k,n} Z_{k,n} I_x^k Z_{k,n}^\dagger\end{aligned}\quad (4)$$

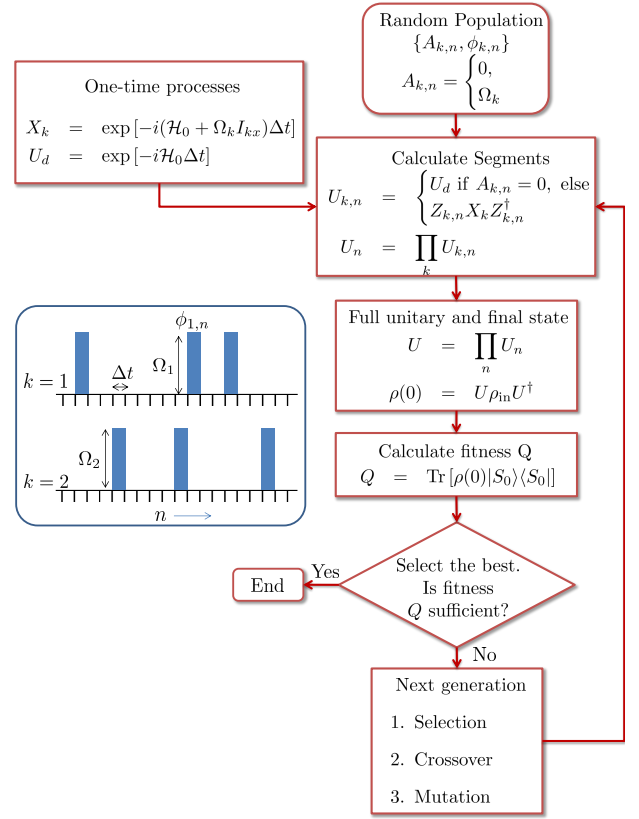


Figure 1: The flowchart describing BB optimal control with genetic algorithm. A schematic diagram of BB control is shown in the inset. Here each rectangular box corresponds to a full power RF pulse, called a *bang*.

be the RF Hamiltonian on k^{th} channel and n^{th} segment. Here $A_{k,n}$, $\phi_{k,n}$ are the amplitudes and phases respectively, $Z_{k,n} = \exp(-i\phi_{k,n} I_z^k)$, and I_x^k, I_y^k, I_z^k are the spin operators on k^{th} nuclear species. The full piecewise continuous Hamiltonian

$$\mathcal{H}_n = \mathcal{H}_0 + \sum_k \mathcal{H}_{k,n} \quad (5)$$

achieves an effective unitary evolution $U = \prod_{n=1}^N e^{-i\mathcal{H}_n \Delta t}$.

In this work, we try to find a unitary U that prepares the target state

$$\begin{aligned}\rho(0) &= U \rho_{\text{in}} U^\dagger \\ &= \{1 - \epsilon_S(0) - \epsilon_\Delta\} \frac{\mathbb{1}_4}{4} + \epsilon_S(0) |S_0\rangle\langle S_0| + \epsilon_\Delta \rho_\Delta,\end{aligned}\quad (6)$$

containing a long-lived singlet component $|S_0\rangle\langle S_0|$ with a maximum singlet-order $\epsilon_S(0)$. Here ρ_Δ is an undesired, though unavoidable, component containing triplet states as well as other artifact coherences. The expectation value of the singlet component $|S_0\rangle\langle S_0|$ in $\rho(0)$ is

$$Q = \text{Tr}[\rho(0) |S_0\rangle\langle S_0|] = \frac{3\epsilon_S(0) + 1}{4}. \quad (7)$$

Therefore by maximizing Q via BB control, we can obtain an unitary preparing a maximum singlet-order. A subsequent spin-lock of duration τ rapidly damps out the short-lived component

ρ_Δ towards the maximally mixed state $\mathbb{1}_4/4$, such that the purified state is of the form

$$\rho(\tau) = \{1 - \epsilon_S(\tau)\} \mathbb{1}_4/4 + \epsilon_S(\tau)|S_0\rangle\langle S_0|, \quad (8)$$

where $\epsilon_S(\tau) = \epsilon_S(0)e^{-\tau/T_S}$ is the singlet-order decayed due to the long singlet life-time T_S . In the next section we use AC to enhance the singlet-order from ϵ_S to ϵ_S^{AC} by polarization transfer from ancillary spins.

As opposed to schemes like GRAPE [8] which use smooth RF modulations, BB control employs pulses having either zero or full RF amplitudes ($A_{k,n} = \Omega_k$ or 0) but variable phases ($\phi_{k,n}$) to generate arbitrary unitaries. A flowchart describing various steps of the BB optimal control using genetic algorithm is shown in Fig. 1. The major advantage of BB control is that the exponentiation of Hamiltonian to obtain the basic unitary (X_k) as well as the delay unitary (U_d) is rendered an one-time process that is outside of the iterations. Matrix exponentiation is a bottleneck in conventional algorithms based on amplitude modulation, particularly for large spin systems. The unitaries corresponding to arbitrary bangs are obtained by rotating the basic operator X_k about \hat{z} axis, i.e., $U_{k,n} = Z_{k,n}X_kZ_{k,n}^\dagger$. Here $Z_{k,n}$ is a diagonal operator in Zeeman basis and hence is efficiently computed during the run-time of iterations. Thus BB method allows quantum control of large spin systems as demonstrated in the later section. It is even more efficient in designing RF sequences with low duty-cycle requiring long evolutions of internal Hamiltonian such as polarization transfer operations.

2.2. Spin System

To demonstrate HBAC, we use an 11-spin system including a pair of naturally abundant, weakly-coupled ^{13}C spins surrounded by nine chemically equivalent ^1H spins of 1,4-Bis(trimethylsilyl)butadiyne (BTMSB). The sample was prepared by dissolving 120 mg of BTMSB in 0.7 ml of CDCl_3 (0.88 M). We use the protons to directly prepare enhanced ^{13}C - ^{13}C singlet-order. The molecular structure of BTMSB is shown in Fig. 2. The molecular symmetry provides twice the probability of naturally abundant ^{13}C - ^{13}C pairs. The chemical shift difference between the two ^{13}C spins is 2.32 ppm, and the $^{13}\text{C}_1$ - $^{13}\text{C}_2$ J-coupling constant is 12.7 Hz, while J-coupling between $^{13}\text{C}_1$ and the closest equivalent protons is 2.7 Hz. The spin-lattice relaxation time constants (T_1) are about 3 s, 6.5 s, and 8.2 s for ^1H , $^{13}\text{C}_1$ and $^{13}\text{C}_2$ respectively. The effective transverse relaxation time constants (T_2^*) are respectively 0.3 s, 2.5 s, and 2.9 s.

2.3. Pulse sequence

The pulse sequence employed for the preparation and enhancement of ^{13}C - ^{13}C singlet polarization is shown in Fig 3. The initial thermal equilibrium state of the system is

$$\rho_0 = \frac{\mathbb{1}_2^{\otimes 11}}{2^{11}} + \epsilon_C(I_z^{C_1} + I_z^{C_2}) + \epsilon_H \sum_{j=1}^9 I_z^{H_j} \quad (9)$$

where ϵ_C and ϵ_H are the carbon and proton polarizations respectively, and $\epsilon_H/\epsilon_C = \gamma_H/\gamma_C \simeq 4$. The pulse-sequence first prepares an anti-phase magnetization using a transition-selective

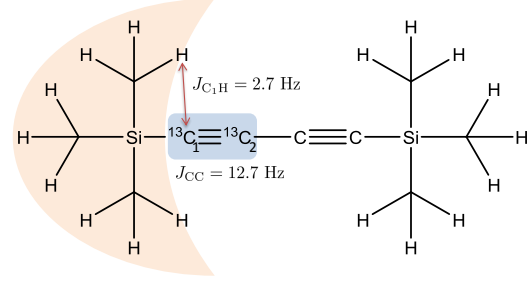


Figure 2: Structure of 1,4-Bis(trimethylsilyl)butadiyne. Here protons in the shaded area act as ancillary spins which provide polarization to ^{13}C - ^{13}C singlet-order.

Gaussian π pulse on the left ^{13}C satellite of ^1H spin as indicated in Fig. 3. Thus,

$$\rho_1 = \frac{\mathbb{1}_2^{\otimes 11}}{2^{11}} + \epsilon_C(I_z^{C_1} + I_z^{C_2}) + \epsilon_H \sum_{j=1}^9 2I_z^{C_1}I_z^{H_j}. \quad (10)$$

Then a BB sequence is applied to prepare ^{13}C - ^{13}C singlet-order. Thus the reduced density operator for carbon spins is now

$$\rho_2 = \left[1 - \epsilon_S^{\text{AC}}(0) - \epsilon_\Delta\right] \frac{\mathbb{1}_4}{4} + \epsilon_S^{\text{AC}}(0)|S_0\rangle\langle S_0| + \epsilon_\Delta\rho_\Delta, \quad (11)$$

where $\epsilon_S^{\text{AC}}(0)$ represents the enhanced singlet-order. At the end of the spin-lock of duration τ_{AC} , one obtains a high quality singlet state

$$\rho_3 = \left[1 - \epsilon_S^{\text{AC}}(\tau_{\text{AC}})\right] \frac{\mathbb{1}_4}{4} + \epsilon_S^{\text{AC}}(\tau_{\text{AC}})|S_0\rangle\langle S_0|, \quad (12)$$

with the singlet-order $\epsilon_S^{\text{AC}}(\tau_{\text{AC}})$.

Suppose ^1H spins have much shorter T_1 relaxation time constant compared to the life time of singlet (T_S). Then during the spin-lock duration, ^1H spins regain polarization by spin-lattice relaxation and are available for further polarization transfer to ^{13}C - ^{13}C singlet state. In our pulse sequence this is achieved by a 90_y° pulse on ^1H spins followed by a BB pulse. This process

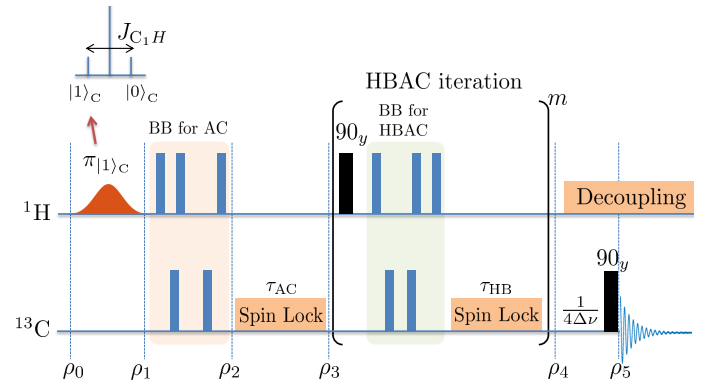


Figure 3: Pulse sequence for the preparation and enhancement of ^{13}C - ^{13}C singlet-order using ^1H spins. The initial transition-selective Gaussian π -pulse is applied on the left ^{13}C satellite of ^1H spins as indicated.

(Fig. 3) known as HBAC can be iterated to further enhance the singlet-order in favorable systems. At the end of m HBAC iterations we obtain the state

$$\rho_4 = \left[1 - \epsilon_S^{\text{HB}_m}(\tau_{\text{HB}})\right] \frac{\mathbb{I}_4}{4} + \epsilon_S^{\text{HB}_m}(\tau_{\text{HB}})|S_0\rangle\langle S_0|, \quad (13)$$

where $\epsilon_S^{\text{HB}_m}(\tau_{\text{HB}})$ is the singlet-order after the final spin-lock of duration τ_{HB} .

Finally, we convert the singlet polarization into,

$$\rho_5 = \frac{\mathbb{I}_4}{4} - \epsilon_S^{\text{HB}_m}(\tau_{\text{HB}}) \left(I_z^{C_1} I_y^{C_2} - I_y^{C_1} I_z^{C_2} + I_x^{C_1} I_x^{C_2} \right), \quad (14)$$

where zy and yz terms form the observable single quantum coherences of ^{13}C spins. In the following section we describe experimental results and numerical analysis.

3. Experimental results and numerical analysis

All experiments were performed using a 9.4 T (400 MHz) Bruker NMR spectrometer at an ambient temperature of 298 K using a standard high-resolution BBO probe. The transition-selective Gaussian pulse was of 750 ms duration. The BB pulse for AC was of duration 436.0 ms and that of HBAC was of 248.5 ms.

3.1. Experimental results

Fig. 4(a) displays the ^{13}C spectra corresponding to ^{13}C - ^{13}C singlet-order at natural abundance without AC, and was obtained with the standard sequence without involving any polarization transfer [15]. The recycle delay was set to 35 s (approximately five times T_1 of carbons) and a total 512 scans were recorded. Although the characteristic signature of the singlet state is visible in terms of the antiphase magnetizations, the signal to noise ratio is rather poor.

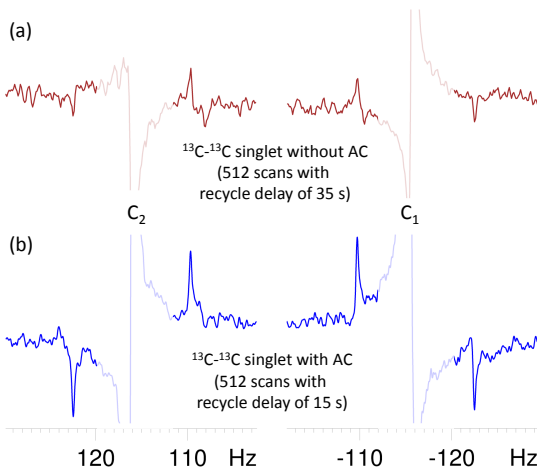


Figure 4: ^{13}C spectra of BTMSB obtained by converting ^{13}C - ^{13}C singlet-order at natural abundance into single-quantum coherence: (a) without AC and (b) with AC. Both spectra were recorded with WALTZ-16 spin-lock (1.5 kHz, $\tau_{\text{AC}} = 10$ s). The central peaks corresponding to ^{13}C - ^{12}C pairs are dephased.

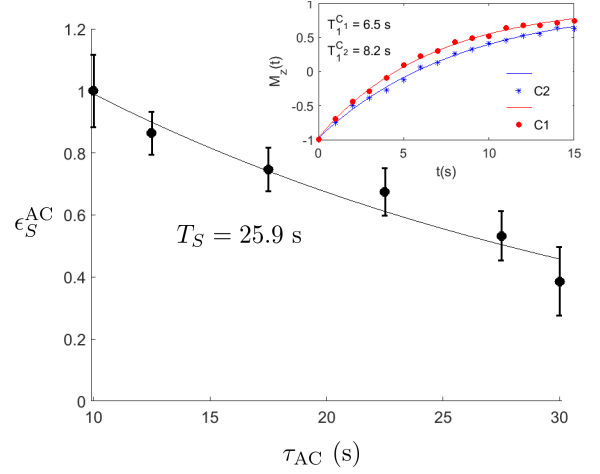


Figure 5: The decay of singlet polarization versus spin-lock duration τ_{AC} . The vertical axis is normalized w.r.t. the first data point. Inversion-recovery curves and corresponding T_1 values of both carbons are shown in the inset.

Fig. 4(b) displays the ^{13}C spectra corresponding to ^{13}C - ^{13}C singlet-order with AC again recorded with 512 scans. Since the polarization is mainly contributed by ^1H spins, we need a recycle delay of only 15 s (approximately five times T_1 of protons) and accordingly required only half the experimental time as that of without AC. Both spectra in Fig. 4 were recorded with the same spin-lock duration τ_{AC} of 10 s. However, the signal to noise ratio with AC is about twice that of without AC spectrum. The estimated enhancement of singlet-order with AC compared to that of without AC is $\epsilon_S^{\text{AC}}/\epsilon_S = 1.8$.

The enhanced singlet-order allows us to conveniently monitor its decay versus the spin-lock duration τ_{AC} . The results shown in Fig. 5 indicate the singlet decay constant T_S of about 25.9 s. Thus, the singlet-order is approximately 3 to 4 times longer lived compared to the T_1 values of carbons.

Now we describe experimental results obtained with HBAC. The experimental enhancement factors $\epsilon_S^{\text{HB}_m}(\tau_{\text{HB}})/\epsilon_S(10)$ for various stages of HBAC iterations are shown in Fig. 6. Obser-

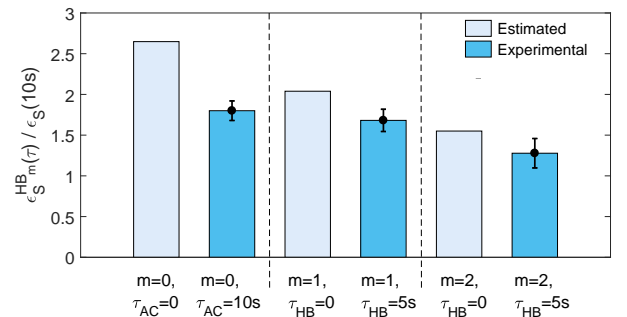


Figure 6: Estimated and experimental enhancement factors of singlet-order versus various stages of HBAC. Here $\epsilon_S^{\text{HB}_m}$ quantifies the singlet-order for the m^{th} HBAC iteration, and ϵ_S is simply the singlet-order that can be obtained without using proton polarization.

vation of the singlet content without final spin-lock is difficult due to the artifact coherences (ρ_A in Eq. 11). However, having known the singlet life-time, we estimate the singlet-order without the final spin-lock. The estimated enhancement factors are also shown in Fig. 6. From these data we observe that although the singlet content is enhanced by HBAC, it has decayed during the spin-lock durations and hence no advantage of HBAC is observed in this system. We also observe the further iterations of HBAC only lead to lower singlet-orders.

3.2. Analysis of BB pulses

We now numerically analyze the BB sequences to understand the dynamics of singlet-order enhancement. Fig. 7(a) shows the BB profile of AC pulse and 7(b) displays the evolution of singlet-order as a function of time starting from state ρ_1 of Eqn. 10. This particular BB sequence needed bangs on only carbon channel, which is understandable since the initial state is already a correlated state of protons and carbons. Here time discretization was done with $\Delta t = 500 \mu s$, and RF amplitude $\Omega_C/(2\pi) = 250$ Hz. Thus each bang corresponds to a 45° nutation.

At the end of the AC sequence the singlet enhancement factor reaches a maximum value of 4.1. Experimentally, however, we achieved only an enhancement of 1.8, presumably due to RF inhomogeneity, hardware non-linearity, and relaxation effects. Similarly, the BB profile and enhancement factor correspond-

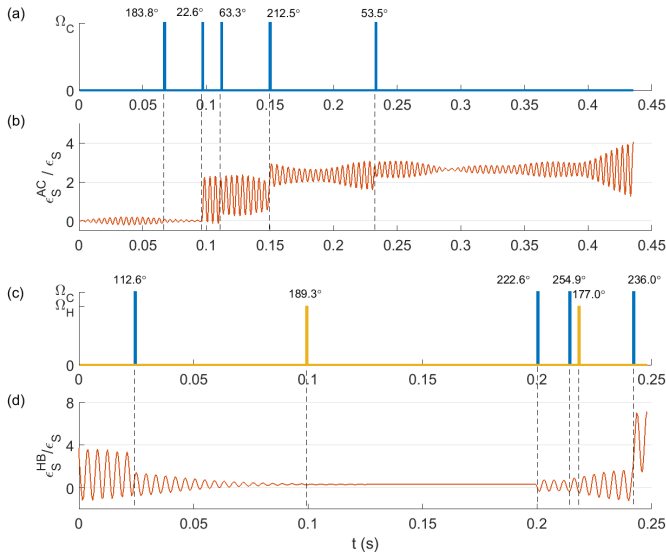


Figure 7: (a) BB profile of obtained for AC. It consists of bangs (with full power Ω_C) on carbon channel only. Each bang is of duration 0.5 ms. The phases in degrees are shown above the bangs. (b) Progress of enhancement factor $\epsilon_S^{AC}/\epsilon_S$ versus time during the BB sequence. (c) BB profile of obtained for HBAC. It consists of bangs on both carbon (with full power Ω_C) as well as proton (with full power Ω_H) channels. Again, each bang is of duration 0.5 ms. (d) Progress of enhancement factor $\epsilon_S^{HB}/\epsilon_S$ versus time during the BB sequence.

ing to HBAC are shown in Fig. 7 (c) and Fig. 7 (d) respectively. In this case, the initial state of carbons is assumed to be a clean singlet-order of the form given by ρ_4 in Eqn. 13 and also protons are all assumed to have regained thermal polarization and are subsequently rotated by the 90_y° pulse (see Fig. 3).

In contrast to the AC BB, here there are bangs on both carbon and proton channels. Again the time-discretization is carried out with $\Delta t = 500 \mu s$, and $\Omega_C/(2\pi) = \Omega_H/(2\pi) = 250$ Hz. The HBAC BB takes the enhancement factor from 4.1 (final value reached by AC) to 7.2. Experimentally however, we observe only a small enhancement from 1.8 to 2.1 (Fig. 6), which decays during the subsequent spin-lock to 1.7, lower than that achieved by AC alone.

4. Discussions and conclusions

Sophisticated quantum control techniques are recently being used in both spectroscopy as well as in quantum information to achieve complex and precise spin dynamics [7, 8, 10, 11, 49–51]. The challenge in many of such techniques is the numerical complexity involved in evaluating and optimizing propagators of large spin systems. In this regard, the Bang-Bang (BB) quantum control technique offers a unique advantage, since it only needs one-time evaluation of basic propagators by matrix exponentiation. Therefore, we can synthesize BB controls for larger spin-systems. Here we have described the various steps in the BB control technique using a flowchart.

In this work, we achieve the quantum control of 11-spin system by transferring polarization from nine ancillary spins into the singlet-order of a spin-pair. We experimentally demonstrate this method in a naturally rare ^{13}C - ^{13}C spin-pair, with a probability of 0.011%, and obtain an enhanced singlet-order by a factor of 1.8, compared a standard method without involving polarization transfer. However, owing to the faster T_1 relaxation of the ancillary protons, the BB approach needed only half the experimental time compared to the latter. Thus effectively, we gain sensitivity enhancement by about 2.5 times or effectively over six times reduction in experimental time.

Exploiting the enhanced sensitivity, we investigated the decay of the singlet-order under spin-lock and found it to be three to four times longer lived compared to individual spin-lattice relaxation time constants.

We also investigated the heat-bath algorithmic cooling (HBAC) which attempts to further enhance the singlet-order by iterative transfer of polarization from ancillary spins. HBAC is particularly suited for systems with fast relaxing ancillary spins and slow relaxing target spins [48]. In principle, the long-lived singlet states are ideal for storing the spin-order between the iterations where ancillary spins re-thermalize by giving away extra heat to their bath. With this motivation, we explored HBAC in the 11-spin system described above. However, due to insufficient contrast between the life-times of singlet-order and ancillary spins, as well as insufficient enhancement by each iteration, we could not observe any significant advantage of HBAC process in this system.

The methods described here can be applied to other homonuclear spin-pairs such as naturally rare ^{15}N - ^{15}N or even naturally abundant ^{31}P - ^{31}P pairs. We also anticipate to find many other interesting applications of BB control techniques in spectroscopy as well as in quantum information processing.

5. Acknowledgments

We thank Varad Pande for discussions in algorithmic cooling and Gaurav Bhole for discussions in BB optimal control. This work was supported by DST/SJF/PSA-03/2012-13 and CSIR 03(1345)/16/EMR-II.

References

References

- [1] M. H. Levitt, Composite pulses, *Progress in Nuclear Magnetic Resonance Spectroscopy* 18 (2) (1986) 61–122.
- [2] A. Tannús, M. Garwood, et al., Adiabatic pulses, *NMR in Biomedicine* 10 (8) (1997) 423–434.
- [3] H. Geen, R. Freeman, Band-selective radiofrequency pulses, *Journal of Magnetic Resonance* (1969) 93 (1) (1991) 93–141.
- [4] S. Wimperis, Broadband, narrowband, and passband composite pulses for use in advanced nmr experiments, *Journal of Magnetic Resonance, Series A* 109 (2) (1994) 221–231.
- [5] T. E. Skinner, T. O. Reiss, B. Luy, N. Khaneja, S. J. Glaser, Application of optimal control theory to the design of broadband excitation pulses for high-resolution nmr, *Journal of Magnetic Resonance* 163 (1) (2003) 8–15.
- [6] M. Feike, D. Demco, R. Graf, J. Gottwald, S. Hafner, H. W. Spiess, Broadband multiple-quantum nmr spectroscopy, *Journal of Magnetic Resonance, Series A* 122 (2) (1996) 214–221.
- [7] E. M. Fortunato, M. A. Pravia, N. Boulant, G. Teklemariam, T. F. Havel, D. G. Cory, Design of strongly modulating pulses to implement precise effective hamiltonians for quantum information processing, *The Journal of chemical physics* 116 (17) (2002) 7599–7606.
- [8] N. Khaneja, T. Reiss, C. Kehlet, T. Schulte-Herbrüggen, S. J. Glaser, Optimal control of coupled spin dynamics: design of nmr pulse sequences by gradient ascent algorithms, *Journal of magnetic resonance* 172 (2) (2005) 296–305.
- [9] M. S. Vinding, I. I. Maximov, Z. Tošner, N. C. Nielsen, Fast numerical design of spatial-selective rf pulses in mri using krotov and quasi-newton based optimal control methods, *The Journal of chemical physics* 137 (5) (2012) 054203.
- [10] J. J. Morton, A. M. Tyryshkin, A. Ardavan, S. C. Benjamin, K. Porfyakis, S. Lyon, G. A. D. Briggs, Bang–bang control of fullerene qubits using ultrafast phase gates, *Nature Physics* 2 (1) (2006) 40–43.
- [11] G. Bhole, V. Anjusha, T. Mahesh, Steering quantum dynamics via bang–bang control: Implementing optimal fixed-point quantum search algorithm, *Physical Review A* 93 (4) (2016) 042339.
- [12] W. Zhou, S. Schirmer, M. Zhang, H.-Y. Dai, Bang–bang control design for quantum state transfer based on hyperspherical coordinates and optimal time–energy control, *Journal of Physics A: Mathematical and Theoretical* 44 (10) (2011) 105303.
- [13] M. Carravetta, O. G. Johannessen, M. H. Levitt, Beyond the t_1 limit: singlet nuclear spin states in low magnetic fields, *Physical review letters* 92 (15) (2004) 153003.
- [14] G. Pileio, M. Carravetta, M. H. Levitt, Storage of nuclear magnetization as long-lived singlet order in low magnetic field, *Proceedings of the National Academy of Sciences* 107 (40) (2010) 17135–17139.
- [15] M. Carravetta, M. H. Levitt, Long-lived nuclear spin states in high-field solution nmr, *Journal of the American Chemical Society* 126 (20) (2004) 6228–6229.
- [16] M. Carravetta, M. H. Levitt, Theory of long-lived nuclear spin states in solution nuclear magnetic resonance. i. singlet states in low magnetic field, *The Journal of chemical physics* 122 (21) (2005) 214505.
- [17] G. Pileio, M. H. Levitt, Theory of long-lived nuclear spin states in solution nuclear magnetic resonance. ii. singlet spin locking, *The Journal of chemical physics* 130 (21) (2009) 214501.
- [18] M. H. Levitt, Singlet nuclear magnetic resonance, *Annual review of physical chemistry* 63 (2012) 89–105.
- [19] G. Pileio, J. T. Hill-Cousins, S. Mitchell, I. Kuprov, L. J. Brown, R. C. Brown, M. H. Levitt, Long-lived nuclear singlet order in near-equivalent ^{13}C spin pairs, *Journal of the American Chemical Society* 134 (42) (2012) 17494–17497.
- [20] G. Pileio, M. Carravetta, E. Hughes, M. H. Levitt, The long-lived nuclear singlet state of ^{15}N -nitrous oxide in solution, *Journal of the American Chemical Society* 130 (38) (2008) 12582–12583.
- [21] M. Emondts, M. P. Ledbetter, S. Pustelny, T. Theis, B. Patton, J. W. Blanchard, M. C. Butler, D. Budker, A. Pines, Long-lived heteronuclear spin-singlet states in liquids at a zero magnetic field, *Physical review letters* 112 (7) (2014) 077601.
- [22] Y. Feng, R. M. Davis, W. S. Warren, Accessing long-lived nuclear singlet states between chemically equivalent spins without breaking symmetry, *Nature physics* 8 (11) (2012) 831.
- [23] P. Ahuja, R. Sarkar, P. R. Vasos, G. Bodenhausen, Long-lived states in multiple-spin systems, *ChemPhysChem* 10 (13) (2009) 2217–2220.
- [24] S. J. DeVience, R. L. Walsworth, M. S. Rosen, Preparation of nuclear spin singlet states using spin-lock induced crossing, *Physical review letters* 111 (17) (2013) 173002.
- [25] G. Pileio, M. H. Levitt, J-stabilization of singlet states in the solution nmr of multiple-spin systems, *Journal of Magnetic Resonance* 187 (1) (2007) 141–145.
- [26] M. C. D. Tayler, M. H. Levitt, Singlet nuclear magnetic resonance of nearly-equivalent spins, *Physical Chemistry Chemical Physics* 13 (13) (2011) 5556–5560.
- [27] J.-N. Dumez, J. T. Hill-Cousins, R. C. Brown, G. Pileio, Long-lived localization in magnetic resonance imaging, *Journal of Magnetic Resonance* 246 (2014) 27–30.
- [28] A. K. Grant, E. Vinogradov, Long-lived states in solution nmr: Theoretical examples in three- and four-spin systems, *Journal of Magnetic Resonance* 193 (2) (2008) 177–190.
- [29] Y. Feng, T. Theis, T.-L. Wu, K. Claytor, W. S. Warren, Long-lived polarization protected by symmetry, *The Journal of chemical physics* 141 (13) (2014) 134307.
- [30] K. Claytor, T. Theis, Y. Feng, J. Yu, D. Gooden, W. S. Warren, Accessing long-lived disconnected spin-1/2 eigenstates through spins \hat{I}_z 1/2, *Journal of the American Chemical Society* 136 (43) (2014) 15118–15121.
- [31] S. Kadlecik, K. Emami, M. Ishii, R. Rizzi, Optimal transfer of spin-order between a singlet nuclear pair and a heteronucleus, *Journal of Magnetic Resonance* 205 (1) (2010) 9–13.
- [32] R. Sarkar, P. R. Vasos, G. Bodenhausen, Singlet-state exchange nmr spectroscopy for the study of very slow dynamic processes, *Journal of the American Chemical Society* 129 (2) (2007) 328–334.
- [33] R. Sarkar, P. Ahuja, P. R. Vasos, G. Bodenhausen, Measurement of slow diffusion coefficients of molecules with arbitrary scalar couplings via long-lived spin states, *ChemPhysChem* 9 (16) (2008) 2414–2419.
- [34] S. Cavadini, J. Dittmer, S. Antonijevic, G. Bodenhausen, Slow diffusion by singlet state nmr spectroscopy, *Journal of the American Chemical Society* 127 (45) (2005) 15744–15748.
- [35] G. Pileio, M. Carravetta, M. H. Levitt, Extremely low-frequency spectroscopy in low-field nuclear magnetic resonance, *Physical review letters* 103 (8) (2009) 083002.
- [36] M. C. D. Tayler, S. Marie, A. Ganesan, M. H. Levitt, Determination of molecular torsion angles using nuclear singlet relaxation, *Journal of the American Chemical Society* 132 (24) (2010) 8225–8227.
- [37] P. Vasos, A. Comment, R. Sarkar, P. Ahuja, S. Jannin, J.-P. Ansermet, J. Konter, P. Hautle, B. Van Den Brandt, G. Bodenhausen, Long-lived states to sustain hyperpolarized magnetization, *Proceedings of the National Academy of Sciences* 106 (44) (2009) 18469–18473.
- [38] W. S. Warren, E. Jenista, R. T. Branca, X. Chen, Increasing hyperpolarized spin lifetimes through true singlet eigenstates, *Science* 323 (5922) (2009) 1711–1714.
- [39] G. Pileio, S. Bowen, C. Laustsen, M. C. Tayler, J. T. Hill-Cousins, L. J. Brown, R. C. Brown, J. H. Ardenkjaer-Larsen, M. H. Levitt, Recycling and imaging of nuclear singlet hyperpolarization, *Journal of the American Chemical Society* 135 (13) (2013) 5084–5088.
- [40] P. Ahuja, R. Sarkar, S. Jannin, P. R. Vasos, G. Bodenhausen, Proton hyperpolarisation preserved in long-lived states, *Chemical Communications* 46 (43) (2010) 8192–8194.
- [41] Y. Feng, T. Theis, X. Liang, Q. Wang, P. Zhou, W. S. Warren, Storage of hydrogen spin polarization in long-lived $^{13}\text{C}_2$ singlet order and implications for hyperpolarized magnetic resonance imaging, *Journal of the American Chemical Society* 135 (26) (2013) 9632–9635.
- [42] K. Claytor, T. Theis, Y. Feng, W. Warren, Measuring long-lived $^{13}\text{C}_2$ state lifetimes at natural abundance, *Journal of Magnetic Resonance* 239

- (2014) 81–86.
- [43] G. A. Morris, R. Freeman, Enhancement of nuclear magnetic resonance signals by polarization transfer, *Journal of the American Chemical Society* 101 (3) (1979) 760–762.
 - [44] A. Pines, M. Gibby, J. Waugh, Proton-enhanced nuclear induction spectroscopy. a method for high resolution nmr of dilute spins in solids, *The Journal of Chemical Physics* 56 (4) (1972) 1776–1777.
 - [45] L. J. Schulman, U. V. Vazirani, Molecular scale heat engines and scalable quantum computation, in: *Proceedings of the thirty-first annual ACM symposium on Theory of computing*, ACM, 1999, pp. 322–329.
 - [46] D. K. Park, N. A. Rodriguez-Briones, G. Feng, R. Rahimi, J. Baugh, R. Laflamme, Heat bath algorithmic cooling with spins: review and prospects, in: *Electron Spin Resonance (ESR) Based Quantum Computing*, Springer, 2016, pp. 227–255.
 - [47] P. O. Boykin, T. Mor, V. Roychowdhury, F. Vatan, R. Vrijen, Algorithmic cooling and scalable nmr quantum computers, *Proceedings of the National Academy of Sciences* 99 (6) (2002) 3388–3393.
 - [48] V. R. Pande, G. Bhole, D. Khurana, T. Mahesh, Strong algorithmic cooling in large star-topology quantum registers, *arXiv preprint arXiv:1702.04992*.
 - [49] N. Khaneja, R. Brockett, S. J. Glaser, Time optimal control in spin systems, *Physical Review A* 63 (3) (2001) 032308.
 - [50] H. Yuan, R. Zeier, N. Pomplun, S. J. Glaser, N. Khaneja, Time-optimal polarization transfer from an electron spin to a nuclear spin, *Physical Review A* 92 (5) (2015) 053414.
 - [51] Z. Tošner, T. Vosegaard, C. Kehlet, N. Khaneja, S. J. Glaser, N. C. Nielsen, Optimal control in nmr spectroscopy: Numerical implementation in simpson, *Journal of Magnetic Resonance* 197 (2) (2009) 120–134.