

Multi-sample Estimation of Bacterial Composition Matrix in Metagenomics Data

BY YUANPEI CAO

*Department of Biostatistics and Epidemiology, Perelman School of Medicine,
University of Pennsylvania, Philadelphia, Pennsylvania 19104, U.S.A.*

yuanpeic@sas.upenn.edu

ANRU ZHANG

*Department of Statistics, University of Wisconsin-Madison, Madison, Wisconsin
53706, U.S.A.*

anruzhang@stat.wisc.edu

AND HONGZHE LI

*Department of Biostatistics and Epidemiology, Perelman School of Medicine,
University of Pennsylvania, Philadelphia, Pennsylvania 19104, U.S.A.*

hongzhe@upenn.edu

SUMMARY

Metagenomics sequencing is routinely applied to quantify bacterial abundances in microbiome studies, where the bacterial composition is estimated based on the sequencing read counts. Due to limited sequencing depth and DNA dropouts, many rare bacterial taxa might not be captured in the final sequencing reads, which results in many zero counts. Naive composition estimation using count normalization leads to many zero proportions, which tend to result in inaccurate estimates of bacterial abundance and diversity. This paper takes a multi-sample approach to the estimation of bacterial abundances in order to borrow information across samples and across species. Empirical results from real data sets suggest that the composition matrix over multiple samples is approximately low rank, which motivates a regularized maximum likelihood estimation with a nuclear norm penalty. An efficient optimization algorithm using the generalized accelerated proximal gradient and Euclidean projection onto simplex space is developed. The theoretical upper bounds and the minimax lower bounds of the estimation errors, measured by the Kullback-Leibler divergence and the Frobenius norm, are established. Simulation studies demonstrate that the proposed estimator outperforms the naive estimators. The method is applied to an analysis of a human gut microbiome dataset.

Some key words: Microbiome; Poisson-multinomial distribution; Nuclear norm penalty; Proximal gradient descent.

1. INTRODUCTION

The human microbiome is the totality of all microbes at different body sites, whose contribution to human health and disease has increasingly been recognized. Recent stud-

ies have demonstrated that the microbiome composition varies across individuals due to different health and environmental conditions (The Human Microbiome Project Consortium, 2012), and may be associated with complex diseases such as obesity, atherosclerosis, and Crohn’s disease (Turnbaugh et al., 2009; Koeth et al., 2013; Lewis et al., 2015). With the development of next-generation sequencing technologies, the human microbiome can be quantified by using direct DNA sequencing of either marker genes or the whole metagenomes. After aligning the sequence reads to the reference microbial genomes, one obtains counts of sequencing reads that can be assigned to a set of bacterial taxa observed in the samples. Such count data provide information about the relative abundance of different bacteria in different samples.

In order to account for the large variability in the total number of reads obtained, the sequencing count data are often normalized into a relative measure of abundance of the taxa observed. Such relative abundances provide information about the bacterial composition. However, due to limited sequencing depth, under-sampling, and DNA dropouts, some rare microbial taxa might not be captured in the metagenomic sequencing, which results in zero read counts assigned to these taxa. Naive estimation of taxon composition using count normalization leads to excessive zeros, especially for rare taxa. Such a naive estimate can be inaccurate and leads to sub-optimal estimate of taxa diversity. It also causes difficulty in downstream data analysis for compositional data. These zero counts are regarded as rounded zeros, which are not truly zeros, but rather represent observed values due to under-sampling or dropouts.

Since the pioneering work of Aitchison (2003), several techniques have been proposed to deal with such rounded zeros (Martín-Fernández et al., 2011) in count data. One approach is to estimate non-zero compositions through a Bayesian-multiplicative model (Martín-Fernández et al., 2014) from the counts. Such a Bayesian method involves a Dirichlet prior distribution as the conjugate prior distribution of multinomial distribution and a multiplicative modification of the non-zero counts. In fact, the Bayesian-multiplicative method is essentially equivalent to the non-parametric imputation, where the zero replacement values were determined by the parameterizations of the prior distribution. In the compositional data analysis, these zero replacement values are usually chosen as half of the minimum non-zero values. Some references are Aitchison (2003); Lin et al. (2014); Shi et al. (2016); Cao et al. (2018a,b). In addition, Cai et al. (2019) recently studied the detection of differential microbial community networks by discretizing the data into a binary Markov random field based on a prespecified abundance threshold.

This paper addresses the problem of estimating microbial composition in positive simplex space from a high-dimensional sparse count table. The observed counts are assumed to follow a Poisson-multinomial model, where i) the total number of read counts for each individual is a Poisson random variable; ii) given the total count for each individual, the stratified read counts over different taxa follow a multinomial distribution with the underlying parameters given by a positive composition. If the compositions across different individuals are combined into a matrix, an approximately low-rank structure on this matrix is indicated by recent observations on co-occurrence pattern (Faust et al., 2012) and various symbiotic relationships in microbial communities (Woyke et al., 2006; Horner-Devine et al., 2007; Chaffron et al., 2010).

Motivated by nuclear norm minimization used in noisy matrix completion problem (Negahban & Wainwright, 2012; Klopp et al., 2015), this paper solves the problem of composition estimation using a nuclear norm regularized maximum likelihood approach. However, it should be emphasized that our approach is very different from the matrix

completion problem because the missing mechanism and data generation models are different. The observed zero counts are the result of under-sampling or dropouts, rather than random missingness assumed in matrix completion literature. Besides, the sparse counts are assumed to be generated from a Poisson-multinomial model, and the focus of this paper is to estimate the underlying composition, rather than to recover the zero counts. In this framework, the asymptotic upper and minimax lower bounds of the resulting regularized estimator are obtained. Simulations show that the estimator recovers low-rank composition matrix accurately. Although the observed composition can be seen as true composition plus noise and the problem can be roughly framed as a version of matrix denoising, the classic methods in literature such as the singular value thresholding (Candes et al., 2013; Donoho & Gavish, 2014), may not be suitable here due to heteroscedasticity of different observations in the Poisson-multinomial data.

Our work can be seen as a variant of low-rank Poisson matrix recovery. Salmon et al. (2014) studied the non-local principal component analysis for Poisson matrix data. A two-step procedure was proposed: after achieving a warm start via regular singular value decomposition, the iterative Newton steps were applied until convergence. Soni & Haupt (2014) considered the Poisson denoising problem with sparse and structured dictionary models. A constrained maximum likelihood method was proposed and the ℓ_2 risk upper bound was developed using complexity penalized maximum likelihood analyses. Cao & Xie (2016) introduced the penalized and constrained likelihood methods for the Poisson matrix recovery and Poisson matrix completion, respectively. The theoretical guarantees were developed, including the near-matching minimax-optimal bounds for Frobenius norm loss in Poisson matrix completion. However, these results are not directly applicable to our problem. In microbiome 16S rRNA sequencing data analysis, our goal is to estimate the microbial composition rather than their absolute values for each individual. In addition, the hidden sparse dictionary structure imposed by Soni & Haupt (2014) is not likely to hold in our applications. The zero counts in our problem are due to under-sampling, which is different from the missing entries in Poisson matrix completion (Cao & Xie, 2016). Theoretically, our proposed penalized nuclear norm minimization estimator is convex and is proved to achieve the near-optimal rate of estimation risks in both Kullback-Leibler divergence and Frobenius norm.

2. A POISSON-MULTINOMIAL MODEL FOR MICROBIOME COUNT DATA

For any integer $n > 0$, we write $[n] = \{1, \dots, n\}$ and denote $e_i(n)$ as the canonical basis in \mathbb{R}^n with i th entry as one and others as zero. We refer to any $u \in \mathbb{R}^p$ as a composition vector if $u \geq 0$ and $\sum_{i=1}^p u_i = 1$. For any two composition vectors $u, v \in \mathbb{R}^p$, the Kullback-Leibler divergence is defined as $D_{KL}(u, v) = \sum_{i=1}^p u_i \log(u_i/v_i)$. For two composition matrices X^* and \hat{X} with each row being a composition vector, let $D(X^*, \hat{X})$ denote the sum of Kullback-Leibler divergence between rows of X^* and \hat{X} ,

$$D(X^*, \hat{X}) = \sum_{i=1}^n D_{KL}(X_i^*, \hat{X}_i) = \sum_{i=1}^n \sum_{j=1}^p X_{ij}^* \log(X_{ij}^*/\hat{X}_{ij}). \quad (1)$$

16S ribosomal RNA (rRNA) sequencing is a common amplicon-based sequencing method used to identify and compare bacteria present within a given sample. In such studies, the sequencing reads are mapped to a set of p known bacterial taxa and the resulting data are summarized as a count matrix $W \in \mathbb{R}^{n \times p}$, where the (i, j) th entry of

W , i.e., W_{ij} , represents the observed read count of taxon j in individual i . For the i th individual, the total count of all taxa, N_i , is determined by the sequencing depth and DNA materials that are modeled as a Poisson random variable as $N_i \sim \text{Pois}(\nu_i)$, where ν_i is an unknown positive parameter. Given N_i , it is natural to model the stratified count data over p taxa as a multinomial distribution. Therefore, the proposed Poisson-multinomial model for count-compositional data can be written as

$$N_i \sim \text{Pois}(\nu_i), \quad i \in [n],$$

$$f_{X_i^*}(W_{i1}, \dots, W_{ip} | N_i) = \frac{N_i!}{\prod_{j=1}^p W_{ij}!} \prod_{j=1}^p X_{ij}^{*W_{ij}}, \quad i \in [n].$$

Here, $X^* = (X_{ij}^*) \in \mathbb{R}^{n \times p}$ is the unknown taxon composition matrix lying in the positive simplex space $\mathcal{S} = \{X \in \mathbb{R}^{n \times p} \mid X1_p = 1_n, X > 0\}$, where 1_p is the p -vector of 1s.

Our goal is to estimate X^* based on W . One might attempt to consider the maximum likelihood estimate \hat{X}^{mle} . Conditioning on fixed number of total count N and ignoring the terms that do not depend on X^* , the negative log-likelihood of the observations is given as

$$\mathcal{L}_N(X^*) = -N^{-1} \sum_{i=1}^n \sum_{j=1}^p W_{ij} \log X_{ij}^*, \quad (2)$$

where $N = \sum_{i=1}^n N_i = \sum_{i=1}^n \sum_{j=1}^p W_{ij}$ is the total number of the observed counts, which follows $\text{Pois}(\sum_{i=1}^n \nu_i)$. Without further constraints, minimizing (2) leads to \hat{X}^{mle} , which is the naive count normalization:

$$\hat{X}_{ij}^{\text{mle}} = W_{ij} / \sum_{k=1}^p W_{ik}, \quad i \in [n], \quad j \in [p]. \quad (3)$$

Due to dropouts in sample preparation or N being not sufficiently large, \hat{X}^{mle} often contains a large number of zeros. In microbiome studies, these zero counts are treated as rounded zeros, which means that their corresponding compositions are below the detection lower limit. However, the zero counts yield zero estimates of these compositions and cause difficulty in downstream log-ratio based compositional data analysis (Aitchison, 2003; Lin et al., 2014; Shi et al., 2016; Cao et al., 2018b).

To overcome this difficulty, replacing the zero counts by a below-detection value through either Bayesian-multiplicative model (Martín-Fernández et al., 2014) or non-parametric imputation (Martín-Fernández et al., 2003) is commonly seen in literature. These two methods are essentially equivalent, and are widely used in compositional data analysis by replacing the zero counts by 0.5 in the data (Aitchison, 2003; Lin et al., 2014; Shi et al., 2016),

$$\hat{X}^{\text{zr}} \in \mathbb{R}^{n \times p}, \quad \hat{X}_{ij}^{\text{zr}} = (W_{ij} \vee 0.5) / \sum_{l=1}^p (W_{il} \vee 0.5). \quad (4)$$

However, the pseudo-count 0.5 is chosen arbitrarily without any theoretical guarantee, while the downstream analysis might be highly sensitive to this value.

On the other hand, under Poisson-multinomial model, $W_{ij} = EW_{ij} + (W_{ij} - EW_{ij}) = \nu_i X_{ij}^* + (W_{ij} - EW_{ij})$, where $\{\nu_i X_{ij}^*\}_{i,j=1}^{n,p}$ is a low-rank matrix and $(W_{ij} - EW_{ij})$ can

be regarded as the noise. Thus, estimating W can be seen as a version of matrix denoising. The singular value thresholding (Donoho & Gavish, 2014; Gavish & Donoho, 2014; Chatterjee et al., 2015) provides an alternative method for composition estimation. Such an estimator \widehat{X}^{svt} is given as

$$\widehat{X}^{\text{svt}} \in \mathbb{R}^{n \times p}, \quad \widehat{X}_{ij}^{\text{svt}} = \left(\widehat{W}_{ij} \vee 0.5 \right) / \sum_{l=1}^p \left(\widehat{W}_{il} \vee 0.5 \right), \quad (5)$$

where $W = \sum_k \sigma_k u_k v_k^\top$ is the singular value decomposition (SVD) and

$$\widehat{W} = \sum_k I_{\{\sigma_k \geq \lambda\}} \cdot \sigma_k u_k v_k^\top. \quad (6)$$

However, this singular value thresholding method may not be suitable for our Poisson-multinomial model due to the following reasons. First, the Poisson distribution is heteroscedastic according to the values of the means, but \widehat{X}^{svt} achieves the most efficiency for treating homoscedastic noisy data (see, e.g. Donoho & Gavish (2014)). Second, since there is no guarantee for positivity in singular value decomposition, \widehat{W} in (6) may even contain a large number of negative values. Third, singular value thresholding does not guarantee the correct normalization in the sense that the row sums of \widehat{X}^{svt} are typically not 1. More comparisons and discussions are given in Section 5.

3. REGULARIZED ESTIMATION OF THE COMPOSITIONAL MATRIX AND COMPUTATIONAL ALGORITHM

3.1. Regularized estimation of the compositional matrix

In order to improve the composition estimate, the approximate low-rank structure of the compositional matrix X^* is explored. The co-occurrence patterns (Faust et al., 2012), various symbiotic relationships in microbial communities (Woyke et al., 2006; Horner-Devine et al., 2007; Chaffron et al., 2010) and samples in similar microbial communities are expected to lead to an approximately low-rank structure of the composition matrix in the sense that the singular values of X^* decay to zero in a fast rate. Such a low-rank structure is further investigated in our real data analysis in Section 6, showing the empirical evidence of low-rank compositional matrix. This motivates us to propose a nuclear norm regularized maximum likelihood approach to estimate the composition matrix:

$$\begin{aligned} \widehat{X} &= \arg \min_{X \in \mathcal{S}(\alpha_X, \beta_X)} \mathcal{L}_N(X) + \lambda \|X\|_*, \\ \mathcal{S}(\alpha_X, \beta_X) &= \left\{ X \in \mathbb{R}^{n \times p} \mid X \mathbf{1}_p = \mathbf{1}_n, \alpha_X/p \leq X_{ij} \leq \beta_X/p, \text{ for any } (i, j) \in [n] \times [p] \right\}, \end{aligned} \quad (7)$$

where $\lambda > 0$ and $\mathcal{S}(\alpha_X, \beta_X)$ is a bounded simplex space with tuning parameters $0 < \alpha_X \leq \beta_X$. The constrained element-wise lower bound, $X_{ij} \geq \alpha_X/p$, guarantees the positive sign of the estimator. The element-wise upper bound constraint, $X_{ij} \leq \beta_X/p$, is only needed for the theoretical analysis.

The proposed estimator (7) is essentially a regularized nuclear norm minimization, which can be solved by either semidefinite programming via interior-point semi-definite programming solver (Liu & Vandenberghe, 2009; Recht et al., 2010), or a first-order method via Templates for First-Order Conic Solvers (Becker et al., 2011). However, the interior-point semi-definite programming solver computes the nuclear norm via a

less efficient eigenvalue decomposition, which does not scale well with large n and p . Templates for First-Order Conic Solvers on the other hand often results in the oscillations or overshoots along the trajectory of the iterations (Su et al., 2016). To achieve a stable and efficient optimization for (7) in the high-dimensional setting, we propose an algorithm based on the generalized accelerated proximal gradient method and Nesterov's scheme (Su et al., 2016). The general procedure is detailed in Section 3.2, and a key step in the implementation, the Euclidean projection onto $\mathcal{S}(\alpha_X, \beta_X)$, is given in Section 3.3.

3.2. Generalized accelerated proximal gradient method

We introduce an optimization algorithm for (7) based on the generalized accelerated Nesterov's scheme, which follows the formulation of Beck & Teboulle (2009) and the spirit of Su et al. (2016). First, based on the count matrix W , we initialize X_0 and Y_0 as

$$X_0, Y_0 \in \mathbb{R}^{n \times p}, \quad \text{where} \quad (X_0)_{ij} = (Y_0)_{ij} = W_{ij} / \sum_{l=1}^p W_{il}.$$

Then X_0, Y_0 are essentially the row-wise normalization of W . Next, we update X_k and Y_k as

$$X_k = \arg \min_{X \in \mathcal{S}(\alpha_X, \beta_X)} 2^{-1} L_k \|X - Y_{k-1} + L_k^{-1} \nabla \mathcal{L}_N(Y_{k-1})\|_F^2 + \lambda \|X\|_*, \quad (8)$$

$$Y_k = X_k + (k + \rho - 1)^{-1} (k - 1) (X_k - X_{k-1}), \quad (9)$$

until convergence or a maximum number of iterations is reached. Here $\nabla \mathcal{L}_N$ is the gradient function of $\mathcal{L}_N(X)$:

$$\nabla \mathcal{L}_N(X) \in \mathbb{R}^{n \times p}, \quad \text{with} \quad (\nabla \mathcal{L}_N(X))_{ij} = -(NX_{ij})^{-1} W_{ij},$$

where we treat possible 0/0 as zero and L_k is the reciprocal of step size in the k th iteration, which can be chosen by the following line search strategy. Denote

$$\mathcal{F}_L(X, Y) = \mathcal{L}_N(X) - \mathcal{L}_N(Y) - \langle X - Y, \nabla \mathcal{L}_N(Y) \rangle - 2^{-1} L \|X - Y\|_F^2$$

as the approximation error for the second order Taylor expansion of $\mathcal{L}_N(Y)$ with the second order coefficient as L to $\mathcal{L}_N(X)$. In the k th iteration, we start with the integer $n_k = 1$ and let $L_k = \gamma^{n_k} L_{k-1}$ for some scale parameter $\gamma > 1$, then repeatedly increase $n_k = 1, 2, \dots$ until $\mathcal{F}_{L_k}(X_k, Y_{k-1}) \leq 0$. $(k - 1)/(k + \rho - 1)$ and ρ are respectively referred to as the momentum term and friction parameter in optimization literature. We follow the suggestions by Su et al. (2016) and set a high friction rate that $\rho \geq 9/2$.

Optimization (8) is the proximal mapping of the nuclear norm function, and it can be solved by singular value thresholding (Cai et al., 2010),

$$X_k = \Pi_{\mathcal{S}(\alpha_X, \beta_X)} \left[\mathcal{D}_{\lambda L_k^{-1}} \left\{ Y_{k-1} - L_k^{-1} \nabla \mathcal{L}_N(Y_{k-1}) \right\} \right].$$

Here $\Pi_{\mathcal{S}(\alpha_X, \beta_X)}(X)$ is Euclidean projection of X onto the positive simplex space $\mathcal{S}(\alpha_X, \beta_X)$ that we postpone the detailed discussions to Section 3.3. Provided that $X = U\Sigma V^\top$ is the SVD, \mathcal{D}_τ , the soft-thresholding operator, is defined as

$$\mathcal{D}_\tau(X) = U \mathcal{D}_\tau(\Sigma) V^\top, \quad \mathcal{D}_\tau\{\Sigma\} = \text{diag}\{(\sigma_i - \tau) \wedge 0\}.$$

3.3. Euclidean projection onto the simplex space

The final step of the algorithm involves Euclidean projection onto the simplex space $\mathcal{S}(\alpha_X, \beta_X)$, a key step in the proposed generalized accelerated proximal gradient method.

An efficient algorithm, summarized as Algorithm 1, is used to perform such an Euclidean projection onto compositional space.

Algorithm 1 Euclidean projection onto compositional space with upper lower bounds

- 1: **Input:** To-be-projected vector $x \in \mathbb{R}^p$; simplex constraint parameters α_X and β_X .
- 2: **Output:** $\hat{x} = \Pi_{S(\alpha_X, \beta_X)}(x)$.
- 3: Calculate $v = \{x_i - \alpha_X/p, x_i - \beta_X/p\}_{i=1}^p \in \mathbb{R}^{2p}$, and sort it as $v_{(1)} \leq \dots \leq v_{(2p)}$.
- 4: For $1 \leq j \leq 2p$, calculate

$$d_j = \sum_{i=1}^p \{(x_i - v_{(j)}) \wedge (\beta_X/p)\} \vee (\alpha_X/p) - 1.$$

- 5: Naturally d_j is a decreasing sequence from non-negative values to non-positive values. Find $1 \leq j^* \leq 2p - 1$ such that

$$d_{j^*} \geq 0 \quad \text{and} \quad d_{j^*+1} \leq 0.$$

- 6: Calculate the final estimator \hat{x}_i as follows,

$$\hat{x}_i = \begin{cases} \beta_X/p, & x_i - v_{(j^*)} > \beta_X/p, \\ \alpha_X/p, & x_i - v_{(j^*)} \leq \alpha_X/p, \\ x_i - v_{j^*} - \frac{d_{j^*}}{|\{i | \alpha_X/p \leq x_i - v_{(j^*)} \leq \beta_X/p\}|}, & \alpha_X/p \leq x_i - v_{(j^*)} \leq \beta_X/p. \end{cases} \quad (10)$$

7: **Return** \hat{x}

The following Proposition 1 provides theoretical guarantees for the performance of Algorithm 1. The central idea of the proof to Proposition 1 lies on the Karush-Kuhn-Tucker conditions for the optimization problem (11).

PROPOSITION 1. *Recall*

$$\Pi_{S(\alpha_X, \beta_X)}(x) = \arg \min_{\hat{x}} \|\hat{x} - x\|_2^2 \quad \text{subject to} \quad \sum_{i=1}^p \hat{x}_i = 1, \alpha_X/p \leq \hat{x}_i \leq \beta_X/p. \quad (11)$$

Then \hat{x} calculated from Algorithm 1 exactly equals $\Pi_{S(\alpha_X, \beta_X)}(x)$.

3.4. Selection of the tuning parameters

We propose a variation of K -fold cross-validation to select the tuning parameters λ and α_X . We set $\beta_X = p$ to remove the element-wise upper bound constraint.

Let W be the observed count matrix and T_1, T_2 be two sets of grids of positive values. We first randomly split the rows of W into two groups of sizes $n_1 \sim (K-1)n/K$ and $n_2 \sim n/K$ for a total of L times. For the l th split, denote by $I_l, I_l^c \subseteq [n]$ the row index sets of the two groups, respectively. For each $i \in I_l^c$, we further randomly select a subset $J_{i,l} \subseteq [p]$ with cardinality $p_1 \sim p(K-1)/K$. For the l th split, the training set is defined as $\Omega_l = \{(i, j) : (i, j) \in I_l \times [p] \text{ or } i \in I_l^c, j \in J_{i,l}\} \subseteq [n] \times [p]$, which contains both complete and incomplete rows of $[n] \times [p]$. Denote by W_{Ω_l} the training matrix W with all entries in Ω_l^c being set to zero. Next, for each $(\lambda, \alpha_X) \in T_1 \times T_2$, we apply the proposed estimator to W_{Ω_l} with tuning parameters (λ, α_X) and obtain the estimates $\hat{X}^{(l)}(\lambda, \alpha_X)$, $l = 1, \dots, L$. We use the Kullback-Leibler divergence defined in (1) to evaluate the prediction error

on the rows of I_l^c ,

$$\widehat{R}(\lambda, \alpha_X) = \sum_{l=1}^I \sum_{i \in I_l^c} D_{KL} \left\{ \widehat{X}_{i \cdot}^{\text{mle}}, \widehat{X}_{i \cdot}^{(l)}(\lambda, \alpha_X) \right\},$$

where \widehat{X}^{mle} is the maximum likelihood estimator defined in Equation (3).

We choose

$$(\lambda^*, \alpha_X^*) = \arg \min_{\lambda \in T_1, \alpha_X \in T_2} \widehat{R}(\lambda, \alpha_X)$$

as the final tuning parameters and obtain the final estimate \widehat{X} based on the full dataset. The performance of this tuning parameter selection procedure is verified through numerical studies on both simulated and real datasets in Sections 5 and 6.

4. THEORETICAL PROPERTIES

4.1. Theoretical property under low-rank matrix assumption

We investigate the theoretical properties of \widehat{X} proposed in Section 3. Particularly, the upper bounds of estimation accuracy for the whole composition matrix are provided in Theorems 1 and 3, and the lower bound results are given in Theorem 2. These results establish the optimal recovery rate over certain class of low-rank composition matrices. Additionally, we study the diversity index estimation and present the upper bound results in Corollary 1.

Denote $R_i = \nu_i / \sum_{j=1}^n \nu_j$ for $i \in [n]$, which quantifies the proportion of the total count for the i th subject. We establish the upper bound for \widehat{X} in Frobenius norm error and average Kullback-Leibler divergence. The following theorem gives upper bound result over a class of bounded low rank composition matrices:

$$\mathbb{B}_0(r, \alpha_X, \beta_X) = \{X \in \mathcal{S}(\alpha_X, \beta_X) \mid \text{rank}(X) \leq r\},$$

where $\mathcal{S}(\alpha_X, \beta_X)$ is the set of bounded composition matrices defined in (7).

THEOREM 1. *Assume there exist constants $\alpha_R, \beta_R, \alpha_X$, and β_X such that, for any $i \in [n]$, $\alpha_R/n \leq R_i \leq \beta_R/n$. Suppose $X^* \in \mathbb{B}_0(r, \alpha_X, \beta_X)$. Conditioning on fixed N , suppose that $N \geq (n+p) \log(n+p)$ and the tuning parameter is selected as*

$$\lambda = \delta \left\{ \frac{\beta_R p(n \vee p) \log(n+p)}{\alpha_X^2 nN} \right\}^{1/2} \quad (12)$$

with some constant $\delta \geq 7$. Then, there exists some constants $C_1(\alpha_X, \alpha_R, \beta_X, \beta_R)$ and $C_2(\alpha_X, \alpha_R, \beta_X, \beta_R)$ that only depend on $\alpha_X, \alpha_R, \beta_X$, and β_R , such that \widehat{X} in (7) satisfies

$$\frac{p}{n} \left\| \widehat{X} - X^* \right\|_F^2 \leq C_1(\alpha_X, \alpha_R, \beta_X, \beta_R) \frac{(n+p)r \log(n+p)}{N}, \quad (13)$$

$$\frac{1}{n} D(X^*, \widehat{X}) \leq C_2(\alpha_X, \alpha_R, \beta_X, \beta_R) \frac{(n+p)r \log(n+p)}{N} \quad (14)$$

with probability at least $1 - 3(n+p)^{-1}$. In particular, $C_1(\alpha_X, \alpha_R, \beta_X, \beta_R)$ and $C_2(\alpha_X, \alpha_R, \beta_X, \beta_R)$ satisfy:

$$C_1(\alpha_X, \alpha_R, \beta_X, \beta_R) = C\beta_X^4(\beta_X \vee \beta_R)/(\alpha_R^2\alpha_X^4),$$

$$C_2(\alpha_X, \alpha_R, \beta_X, \beta_R) = \begin{cases} C\beta_X^2(\beta_X \vee \beta_R)/(\alpha_R^2\alpha_X^3) & \text{if } N < 6(n+p)^2 \log(n+p)/(\alpha_X\alpha_R); \\ C\beta_X^3\beta_R/(\alpha_R^2\alpha_X^6) & \text{if } N \geq 6(n+p)^2 \log(n+p)/(\alpha_X\alpha_R), \end{cases}$$

where $C > 0$ is a uniform constant that does not depend on $X^*, r, N, p, n, \alpha_X, \alpha_R, \beta_X$, or β_R .

Remark 1. In contrast to its population counterpart $\nu := \sum_{i=1}^n \nu_i$, the total count N is an observable value, we therefore choose to present the results of Theorem 1 conditioning on the fixed number of N . If one replaces all N by ν in the conditions and conclusions of in this theorem, the unconditional results similarly hold.

Remark 2. The coefficient p/n in Frobenius norm error in (13) is used to calibrate the rate effect from $\mathcal{S}(\alpha_X, \beta_X)$. For any X^* and $\widehat{X} \in \mathcal{S}(\alpha_X, \beta_X)$, $\|\widehat{X} - X^*\|_F^2 \leq n(\beta_X - \alpha_X)/p$.

Remark 3. For technical purposes, we have imposed the entry-wise upper and lower bounds of $\alpha_X, \beta_X, \alpha_R, \beta_R$ in Theorem 1. These conditions are mainly for regularizing the gradient of the likelihood function \mathcal{L}_N and facilitate the follow-up analysis (particularly see (A.31) and in the proof of Theorem 1). In fact, the entry-wise upper and lower bounds widely appear in theoretical works for a wide range of Poisson inverse problems, especially for the ones with minimax-optimality. Examples include but not limited to Poisson sparse regression (Li & Raskutti, 2018, Assumption 2.1) and (Jiang et al., 2015, Assumption 2.1), Poisson matrix completion (Cao & Xie, 2016, Equation (10)), and Point autoregressive model (Hall et al., 2016, Definition of \mathcal{A}_s on Page 4).

Conditioning on the fixed N , the count matrix W follows a multinomial distribution: $(W_{ij}, 1 \leq i \leq n, 1 \leq j \leq p) \sim \text{Mult}\{N, (R_i X_{ij}^*, 1 \leq i \leq n, 1 \leq j \leq p)\}$, where $R_i = \nu_i / \sum_{j=1}^n \nu_j$ represents the row probability and the composition X_{ij}^* represents the column probability. Defining a probability matrix by Hadamard product (or entry-wise product) $\Pi = (R \mathbf{1}_p^\top) \circ X^*$, we rewrite $W = \sum_{k=1}^N E_k$, where E_k are independent and identically distributed copies of a Bernoulli random matrix E that satisfies $\text{pr}\{E = e_i(n)e_j^\top(p)\} = \Pi_{ij}$ and the total count N represents the number of copies. This product-type sampling distribution Π is widely used in the matrix completion literature (Negahban & Wainwright, 2012; Lafond et al., 2014; Klopp et al., 2014, 2015). A key step in the proof of Theorem 1 is to bound the weighted Kullback-Leibler divergence $\sum_{i=1}^n \sum_{j=1}^p R_i X_{ij}^* \log(X_{ij}^*/\widehat{X}_{ij})$. We particularly apply a peeling scheme by partitioning the set of all possible values of \widehat{X} , and then derive estimation loss upper bounds for each of these subsets based on concentration inequalities, including the matrix Bernstein inequality (Lemma A6) and an empirical process version of Hoeffding's inequality (Bühlmann & Van De Geer, 2011, Theorem 14.2). The techniques are related to recent works on matrix completion (Negahban & Wainwright, 2012), although our problem setup, method, and sampling procedure are all distinct from matrix completion.

Next Theorem on the minimax lower bounds shows that the upper bound in Theorem 1 is nearly rate-optimal.

THEOREM 2. *Conditioning on fixed N , if $2 \leq r \leq p/2$, there exist constants C_1 and C_2 which only depend on $\alpha_X, \beta_X, \alpha_R, \beta_R$, such that*

$$\inf_{\widehat{X}} \sup_{\substack{X^* \in \mathbb{B}_0(r, \alpha_X, \beta_X) \\ \alpha_R/n \leq R_i \leq \beta_R/n}} \frac{p}{n} E \left(\left\| \widehat{X} - X^* \right\|_F^2 \right) \geq C_1 \frac{(n+p)r}{N},$$

$$\inf_{\widehat{X}} \sup_{\substack{X^* \in \mathbb{B}_0(r, \alpha_X, \beta_X) \\ \alpha_R/n \leq R_i \leq \beta_R/n}} \frac{1}{n} E \left\{ D(X^*, \widehat{X}) \right\} \geq C_2 \frac{(n+p)r}{N}.$$

4.2. Theoretical property under approximate low-rank matrix assumption

We consider the following class of approximately low-rank composition matrices with singular values of X^* belonging to a ℓ_q ball,

$$\mathbb{B}_q(\rho_q, \alpha_X, \beta_X) = \left\{ X \in \mathcal{S}(\alpha_X, \beta_X) \mid \sum_{i=1}^{n \wedge p} |\sigma_i(X)|^q \leq \rho_q \right\},$$

where $0 \leq q \leq 1$. In particular, if $q = 0$, the ℓ_0 ball $\mathbb{B}_0(\rho_0, \alpha_X, \beta_X)$ corresponds to the set of bounded composition matrices with rank at most ρ_0 . In general, we have the following upper bound result.

THEOREM 3. *Assume there exist constants α_R and β_R such that, for any $i \in [n]$, $\alpha_R/n \leq R_i \leq \beta_R/n$. The tuning parameter is selected by (12). Conditioning on fixed N , if $N \geq (n+p) \log(n+p)$ and $N = O\{\rho_q p^{q/2} (n+p)^{2+q/2} \log(n+p) / n^{q/2}\}$, for any composition $X^* \in \mathbb{B}_q(\rho_q, \alpha_X, \beta_X)$, the estimator \widehat{X} in (7) satisfies*

$$\frac{p}{n} E \left\{ \left\| \widehat{X} - X^* \right\|_F^2 \right\} \leq C_1 \frac{\rho_q p^{q/2}}{n^{q/2}} \left\{ \frac{(n+p) \log(n+p)}{N} \right\}^{1-q/2}, \quad (15)$$

$$\frac{1}{n} E \left\{ D(X^*, \widehat{X}) \right\} \leq C_2 \frac{\rho_q p^{q/2}}{n^{q/2}} \left\{ \frac{(n+p) \log(n+p)}{N} \right\}^{1-q/2}. \quad (16)$$

Remark 4. The rates of convergence of (16) and (15) reduce to the exact low rank case when $q = 0$ and $\rho_0 = r$.

4.3. Estimation of diversity index

Various microbial diversity measures are often used to quantify the composition of microbial communities (See, e.g., Haegeman et al. (2013)). Given $X \in \mathbb{R}^{n \times p}$ that represents p -taxa compositions across n individuals, two widely used measurements of microbial community diversity include

1. Shannon's index $H_{\text{sh}}(X_i) = -\sum_{j=1}^p X_{ij} \log X_{ij}$, $1 \leq i \leq n$,
2. Simpson's index $H_{\text{sp}}(X_i) = \sum_{j=1}^p X_{ij}^2$, $1 \leq i \leq n$,

where $\{H_{\text{sh}}(X_i)\}_{i=1}^n$ and $\{H_{\text{sp}}(X_i)\}_{i=1}^n$ are n -dimensional vectors, each component measuring the richness and evenness of microbial community in an individual. Higher value of Shannon's index, or lower value of Simpson's index, reflects more even distribution among different taxa.

We estimate various diversity indices by plugging the proposed estimator \widehat{X} into the indices defined above. The following Corollary provides the upper bounds of the mean squared errors of these estimators when $X^* \in \mathbb{B}_q(\rho_q, \alpha_X, \beta_X)$.

COROLLARY 1. Assume that the assumptions in Theorem 3 hold and the tuning parameter is selected by (12). For any constants $0 < \alpha_X < 1 < \beta_X$ and $X^* \in \mathbb{B}_q(\rho_q, \alpha_X, \beta_X)$, there exists some constants C_1, C_2 that do not depend on n, N, p, r , such that the estimate \widehat{X} in (7) satisfies

$$\frac{1}{n} \sum_{i=1}^n E \left\{ H_{sh}(\widehat{X}_i) - H_{sh}(X_i^*) \right\}^2 \leq C_1 \frac{\rho_q (\log p)^2 p^{q/2}}{n^{q/2}} \left\{ \frac{(n+p) \log(n+p)}{N} \right\}^{1-q/2}, \quad (17)$$

$$\frac{1}{n} \sum_{i=1}^n E \left\{ H_{sp}(\widehat{X}_i) - H_{sp}(X_i^*) \right\}^2 \leq C_2 \frac{\rho_q}{p^{2-q/2} n^{q/2}} \left\{ \frac{(n+p) \log(n+p)}{N} \right\}^{1-q/2}. \quad (18)$$

In addition, results for the exact low-rank case correspond to $q = 0$ and $\rho_0 = r$.

Remark 5. Jiao et al. (2017) considered the maximum likelihood estimation of functionals, particularly Shannon's and Simpson's indices, for discrete distributions. According to their results, if $R_i \in [\alpha_R/n, \beta_R/n]$ for any $i \in [n]$, conditioning on fixed N , we can derive the following rate of convergence for \widehat{X}^{mle} ,

$$\frac{1}{n} \sum_{i=1}^n E \left\{ H_{sh}(\widehat{X}_i^{\text{mle}}) - H_{sh}(X_i^*) \right\}^2 \asymp \frac{n^2 p^2}{N^2} + \frac{n(\log p)^2}{N}, \quad (19)$$

$$\frac{1}{n} \sum_{i=1}^n E \left\{ H_{sp}(\widehat{X}_i^{\text{mle}}) - H_{sp}(X_i^*) \right\}^2 \asymp \frac{n}{N}. \quad (20)$$

Wu & Yang (2016) studied the minimax-optimal estimation of Shannon's index. They showed that a best polynomial approximation estimator \widehat{X}^{bpa} achieves the following sharper rate than the maximum likelihood estimator,

$$\frac{1}{n} \sum_{i=1}^n E \left\{ H_{sh}(\widehat{X}_i^{\text{bpa}} - \widehat{X}^*) \right\}^2 \asymp \frac{n^2 p^2}{N^2 (\log p)^2} + \frac{n(\log p)^2}{N}.$$

Compared with the diversity estimation via \widehat{X}^{mle} or \widehat{X}^{bpa} , our proposed diversity estimator achieves a sharper bound in the estimation error when the number of total counts increases in a small rate. In particular, when $n = p = d$ and $\text{rank}(X^*) = r$, the rate of convergence of Shannon's and Simpson's index provided by Corollary 1 is sharper than (19) and (20) respectively if the number of total counts increases under a certain rate: $N = O(d^2 r \log d \vee d^3 r^{-1} (\log d)^{-5})$, which is close to the required condition in Corollary 1.

5. SIMULATION STUDIES

The numerical performances of the proposed estimator \widehat{X} under various settings are evaluated by simulations. Since the Poisson-Multinomial model is equivalent to the multinomial model when the total count is fixed, the count matrix W is generated as follows. Let $U \in \mathbb{R}^{n \times r}$ be the absolute values of an independent and identically distributed standard normal matrix. In order to simulate correlated compositional data arising from metagenomics, let $V = V_1 + V_2 \in \mathbb{R}^{p \times r}$, where

$$(V_1)_{ij} = \begin{cases} 1, & i = j; \\ 1, & i \neq j \text{ with probability } 0.3; \\ 0, & i \neq j \text{ with probability } 0.7, \end{cases} \quad (V_2)_{ij} \sim N(0, 10^{-3}).$$

The true composition matrix is generated as $X_{ij}^* = Z_{ij} / \sum_{k=1}^p Z_{ik}$, where $Z = UV^\top$. Since this procedure may produce non-positive values in X^* by a small chance, this is repeated until a positive matrix X^* is generated. In order to account for the heterogeneity of total count across different samples, we generate $R_i = P_i / \sum_{k=1}^n P_k$ with $P_i \sim \text{Uniform}[1, 10]$ for each individual $i \in [n]$. Based on R_i and X^* , the read counts W are generated from the multinomial model, i.e. $W_i^* \sim \text{Mult}(N_i; X_i^*)$, where $N_i = \gamma n p R_i$, $\gamma = 1, 2, 3, 4, 5$. The sample size and the number of taxa are set as $n = 100$, $p \in \{50, 100, 200\}$ and $r = 20$ (low rank model), or $r = n \wedge p$ (full rank model). These parameters are chosen to mimic the data dimensions of typical microbiome studies.

The proposed nuclear norm regularized maximum likelihood estimator \hat{X} is applied to recover X^* . The simulations are repeated 100 times, and the tuning parameters (λ, α_X) are selected based on the data-driven procedure. The estimation performances are evaluated by the means of average loss in squared Frobenius norm $\|\hat{X} - X^*\|_F^2$, average Kullback-Leibler divergence $n^{-1} D(X^*, \hat{X})$ and the mean squared errors for the estimates of Shannon's and Simpson's indices. The results are compared with the standard zero replacement estimator \hat{X}^{zr} (in both exact low-rank and full rank models) and the singular value thresholding estimator \hat{X}^{svt} in (5) (only in exact low-rank model due to the difficulties in selecting r).

The results are summarized in Tables 1 and 2 for the low rank and full rank compositional matrix, respectively. The proposed estimator \hat{X} outperforms the zero-replacement estimator \hat{X}^{zr} and singular value thresholding estimator \hat{X}^{svt} in almost all the settings. Particularly, the diversity index estimates based on the proposed estimator uniformly outperform other methods by a large margin. These results are consistent across different model dimensions even when X^* is full rank. In addition, the difference between the loss of \hat{X} and \hat{X}^{zr} becomes more significant for smaller γ , i.e. when the number of total read counts is small. Therefore, our method enjoys greater improvement than the traditional methods especially when the sequencing depth is limited, which is exactly the purpose of our study.

To further compare the resulting estimates, Figure 1 shows the scatter plot between true composition matrix X^* versus estimated composition matrix \hat{X} for a randomly chosen simulated data set in the low rank setting with $p = 200$, and $\gamma = 1$ and $\gamma = 5$, respectively. Although \hat{X} is slightly biased due to nuclear norm penalty in the estimation, it still greatly outperforms the commonly used zero-replacement estimator \hat{X}^{zr} . Estimates from the singular value thresholding are not compared since it can result in negative estimates.

6. GUT MICROBIOME DATA ANALYSIS

The gut microbiome plays an important role in regulating metabolic functions and influences human health and disease (The Human Microbiome Project Consortium, 2012). We apply the proposed method to the study of Cross-sectional study Of diet and stool MicroBiOme composition (Wu et al., 2011). In this study, DNAs from stool samples of 98 healthy volunteers were analyzed by 454/Roche pyrosequencing of 16S rRNA gene segments and yielded an average of 9265 reads per sample, with a standard deviation of 386, which led to identification of 3068 operational taxonomic units and 87 bacterial genera that were presented in at least one sample. Figure 2 (a)-(c) show the proportion of zero counts versus total number of sequencing reads for each sample. It is clear that

Table 1. Means of various performance measures for \hat{X} , \hat{X}^{zr} and \hat{X}^{svt} in the low rank model over 100 replications.

γ	$p = 50$			$p = 100$			$p = 200$		
	\hat{X}	\hat{X}^{zr}	\hat{X}^{svt}	\hat{X}	\hat{X}^{zr}	\hat{X}^{svt}	\hat{X}	\hat{X}^{zr}	\hat{X}^{svt}
Squared Frobenius norm error ($\times 10^{-2}$)									
1	40.70	95.01	84.33	26.74	68.65	55.20	19.00	48.98	36.24
2	35.08	87.79	75.11	26.49	63.29	48.97	18.38	44.63	30.10
3	35.37	80.91	67.98	27.77	56.80	42.22	18.99	40.62	25.72
4	37.09	74.25	61.75	24.65	53.11	37.44	18.24	36.87	22.92
5	36.47	67.76	55.81	25.22	49.20	34.03	18.22	34.26	20.54
Average Kullback-Leibler divergence ($\times 10^{-2}$)									
1	4.31	19.04	16.03	3.77	19.68	14.16	3.82	20.02	12.73
2	3.25	18.65	14.73	3.78	19.15	12.47	3.53	18.90	9.87
3	3.33	16.47	12.36	4.04	16.56	9.80	3.82	16.59	7.31
4	3.62	14.41	10.45	3.27	14.59	7.71	3.51	14.39	5.85
5	3.58	12.36	8.69	3.40	12.77	6.42	3.54	12.57	4.69
Shannon index mean squared errors ($\times 10^{-3}$)									
1	3.92	19.90	13.50	3.25	19.82	8.88	3.00	18.63	6.35
2	2.21	23.31	12.52	4.19	18.34	5.99	2.25	21.67	4.24
3	2.66	18.96	8.78	3.56	16.91	4.07	2.54	17.84	2.18
4	2.83	14.72	6.03	2.31	14.65	2.67	2.00	14.41	1.43
5	2.60	11.78	4.58	2.20	12.46	1.95	2.12	11.60	0.89
Simpson index mean squared errors ($\times 10^{-6}$)									
1	5.93	55.73	35.62	1.21	14.27	5.71	0.28	3.45	0.94
2	3.25	51.24	25.20	1.50	11.70	3.57	0.21	3.10	0.47
3	3.94	40.86	17.77	1.35	9.12	2.01	0.23	2.40	0.24
4	4.12	31.49	12.31	0.82	7.87	1.31	0.18	1.81	0.15
5	3.68	23.85	8.96	0.77	6.36	0.89	0.19	1.45	0.10

\hat{X} : proposed estimator; \hat{X}^{zr} : zero-replacement estimator; \hat{X}^{svt} : singular value thresholding estimator.

the samples with a smaller number of read counts often produced more zeros in the genus counts, indicating that many observed zeros are likely due to under-sampling. It is therefore reasonable to assume that the true compositions of these rare genera are positive. Figure 2 (d) shows the decay of singular values of \hat{X}^{mle} , indicating an approximate low-rank composition matrix.

The proposed regularized maximum likelihood estimator \hat{X} is applied to the count matrix of these $p = 87$ bacterial genera over $n = 98$ samples. As a comparison, the traditional zero-replacement estimator \hat{X}^{zr} is also calculated and compared. To compare the results, define $\Omega = \{(i, j) \in [n] \times [p] \mid W_{ij} > 0\}$ and Ω^c as the support and the zero count indices set of W , respectively. The top panel of Figure 3 shows the boxplots of the estimated compositions \hat{X} excluding three common genera *Bacteroides*, *Blautia* and *Roseburia* that have been observed in all individuals. For \hat{X} , the observed non-zero compositions have an effect on estimating the compositions of the genera that were observed

Table 2. Means of various performance measures for \widehat{X} and \widehat{X}^{zr} in the full rank model over 100 replications.

γ	$p = 50$		$p = 100$		$p = 200$	
	\widehat{X}	\widehat{X}^{zr}	\widehat{X}	\widehat{X}^{zr}	\widehat{X}	\widehat{X}^{zr}
Squared Frobenius norm error ($\times 10^{-2}$)						
1	26.60	94.74	14.91	65.64	10.42	46.65
2	25.60	87.48	14.35	62.72	9.82	44.13
3	25.09	80.43	13.24	57.11	9.47	40.50
4	24.12	73.73	12.64	52.58	8.79	37.15
5	23.59	67.64	12.41	49.11	8.65	34.73
Average Kullback-Leibler divergence ($\times 10^{-2}$)						
1	1.82	18.67	1.14	18.04	1.11	18.17
2	1.71	18.46	1.07	19.51	0.99	19.20
3	1.66	16.58	0.90	17.03	0.91	16.71
4	1.52	14.44	0.82	14.97	0.78	14.99
5	1.43	12.66	0.78	13.09	0.76	13.23
Shannon index mean squared errors ($\times 10^{-3}$)						
1	0.66	29.13	0.15	31.15	0.12	31.04
2	0.55	27.22	0.16	31.35	0.13	29.97
3	0.80	21.03	0.17	23.89	0.14	23.66
4	0.65	17.20	0.15	19.20	0.08	19.22
5	0.47	14.49	0.13	15.90	0.08	16.00
Simpson index mean squared errors ($\times 10^{-6}$)						
1	1.02	71.18	0.06	17.77	0.01	4.43
2	0.83	56.82	0.06	15.40	0.01	3.70
3	1.14	42.53	0.06	11.31	0.01	2.88
4	0.96	33.12	0.06	8.72	0.01	2.17
5	0.58	25.82	0.05	7.21	0.01	1.78

\widehat{X} : proposed estimator; \widehat{X}^{zr} : zero-replacement estimator.

as zeros. The estimated compositions of \widehat{X} in Ω^c tend to be shrank towards those in Ω . In contrast, the zero replacement estimator \widehat{X}^{zr} (bottom panel, Figure 3) provides almost the same estimates for all samples/taxa in Ω^c , and $\{W_{ij}\}_{(i,j) \in \Omega}$, i.e. the non-zero counts, have little effects on $\{\widehat{X}_{ij}^{\text{zr}}\}_{(i,j) \in \Omega^c}$.

Furthermore, as shown in Figure 4 (a), $\{\widehat{X}_{ij}\}_{(i,j) \in \Omega^c}$ tends to decrease as the total number of counts for each individual, i.e. N_i , increases. This is reasonable, as the zero counts are more likely to correspond to the very rare taxa when the sequencing gets deeper. However, in contrast to the simple zero replacement estimates, sequencing depth is not the only factor that determines the compositions of the taxa with zero counts. The compositional data observed in samples with non-zero counts also contribute to the final estimates.

Figures 4 (b) shows the estimates of Shannon's index for each individual using the proposed estimator \widehat{X} versus the index based on the zero-replacement estimator \widehat{X}^{zr} ,

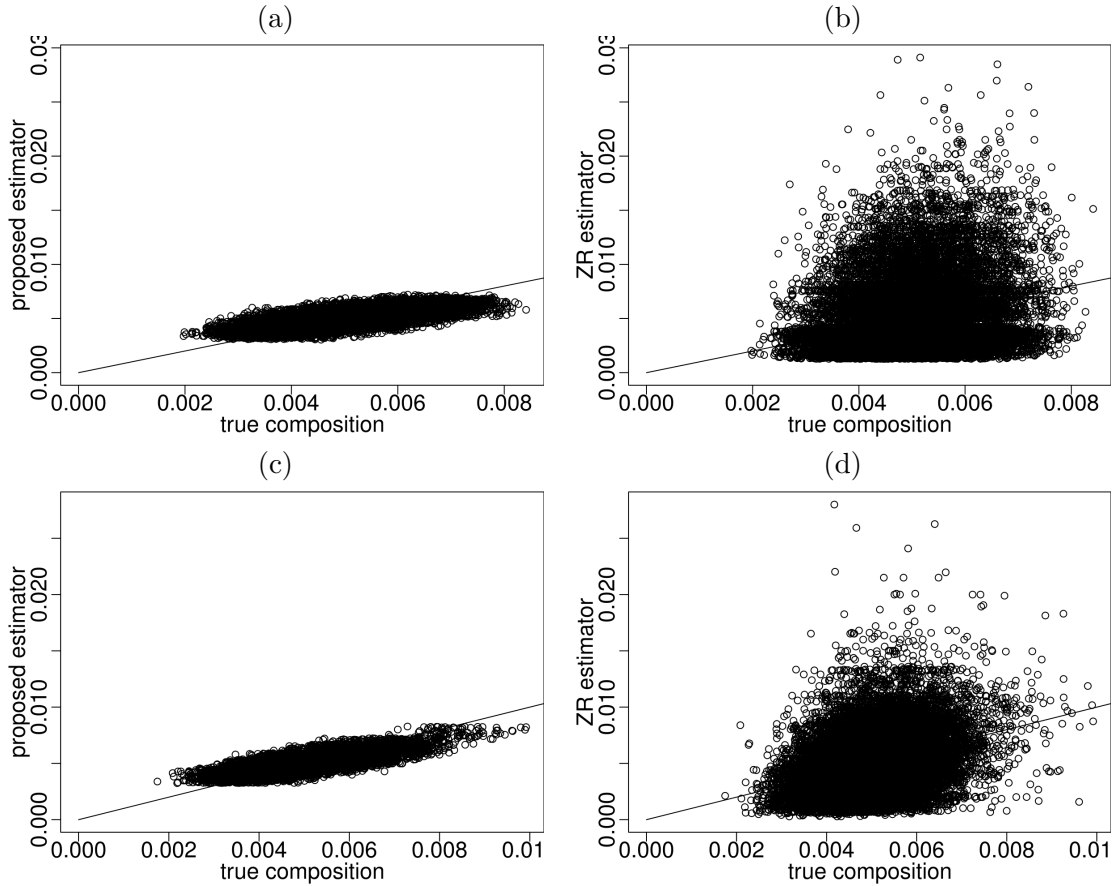


Fig. 1. Scatter plot between true composition and estimated composition in the full rank model with $p = 200$ for different sequencing depths. (a) and (c): the proposed estimator \hat{X} ; (b) and (d): zero-replacement estimator. Top: $\gamma = 1$; Bottom: $\gamma = 5$. Line: $y = x$.

indicating that \hat{X}^{ZR} produces uniformly smaller Shannon's index than \hat{X} . This is mainly due to that \hat{X}^{ZR} replace all non-positive counts with the small value 0.5, which yields an uneven distribution between taxa in Ω and Ω^c , then results in lower diversity among all taxa and smaller Shannon's index.

ACKNOWLEDGEMENT

We thank the Editor, Associate Editor, and two anonymous referees for their insightful comments. This research was supported by grants from the National Institutes of Health and the National Science Foundation.

REFERENCES

AITCHISON, J. (2003). *The Statistical Analysis of Compositional Data*. Caldwell, NJ: Blackburn Press.

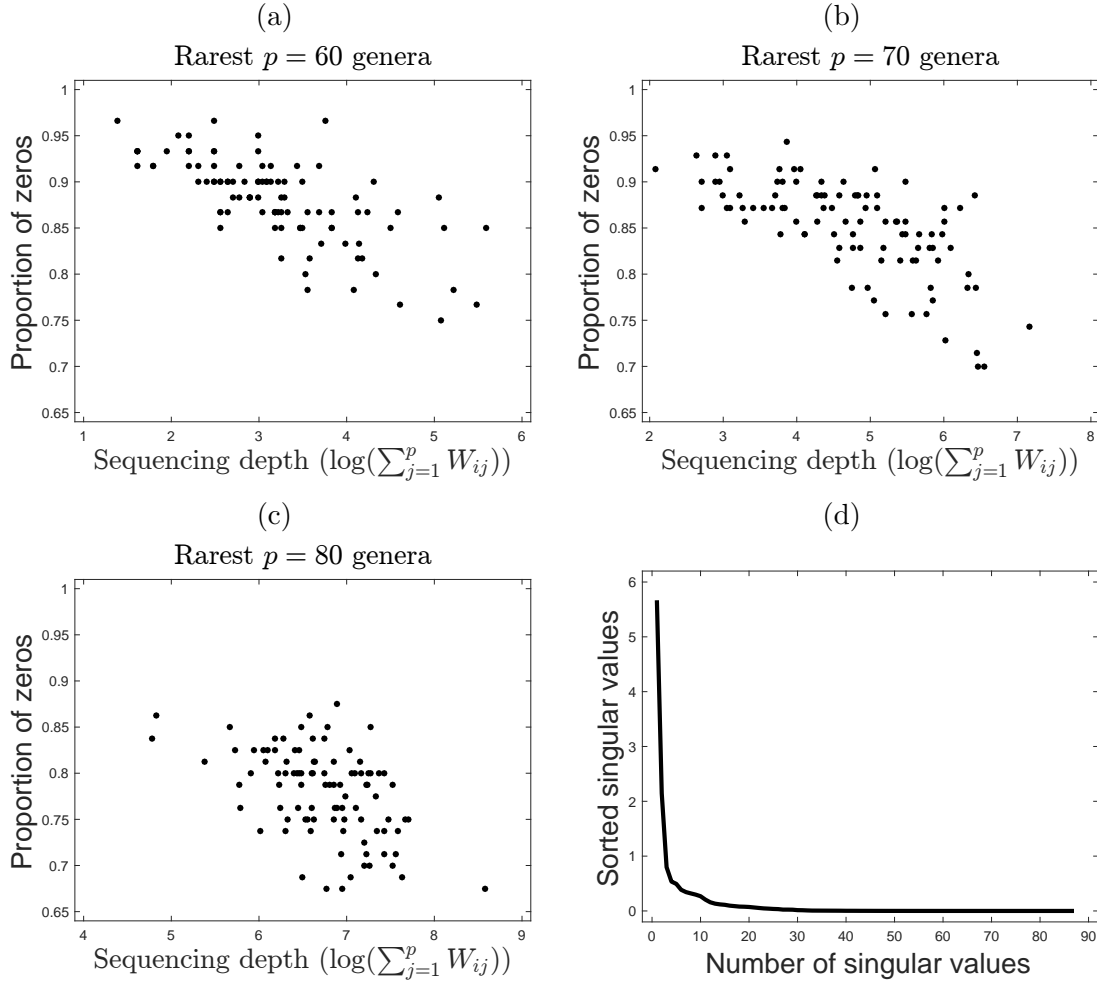


Fig. 2. Analysis of gut microbiome data set. (a) - (c): proportion of zero count versus the total reads count for each individual, indicating that many observed zeros are due to under-sampling. (d): decay of singular values d_{ii} based on the singular value decomposition of $\hat{X}^{\text{mle}} = UDV^T$, indicating the low-rank structure of the compositional matrix.

- BECK, A. & TEBoulLE, M. (2009). A fast iterative shrinkage-thresholding algorithm for linear inverse problems. *SIAM journal on imaging sciences* **2**, 183–202.
- BECKER, S. R., CANDÈS, E. J. & GRANT, M. C. (2011). Templates for convex cone problems with applications to sparse signal recovery. *Mathematical programming computation* **3**, 165–218.
- BÜHLMANN, P. & VAN DE GEER, S. (2011). *Statistics for High-Dimensional Data: Methods, Theory and Applications*. Springer Science & Business Media.
- CAI, J.-F., CANDÈS, E. J. & SHEN, Z. (2010). A singular value thresholding algorithm for matrix completion. *SIAM Journal on Optimization* **20**, 1956–1982.
- CAI, T. T., LI, H., MA, J. & XIA, Y. (2019). Differential Markov random field analysis with an application to detecting differential microbial community networks. *Biometrika to appear*.
- CANDÈS, E. J., SING-LONG, C. A. & TRZASKO, J. D. (2013). Unbiased risk estimates for singular value thresholding and spectral estimators. *IEEE transactions on signal processing* **61**, 4643–4657.

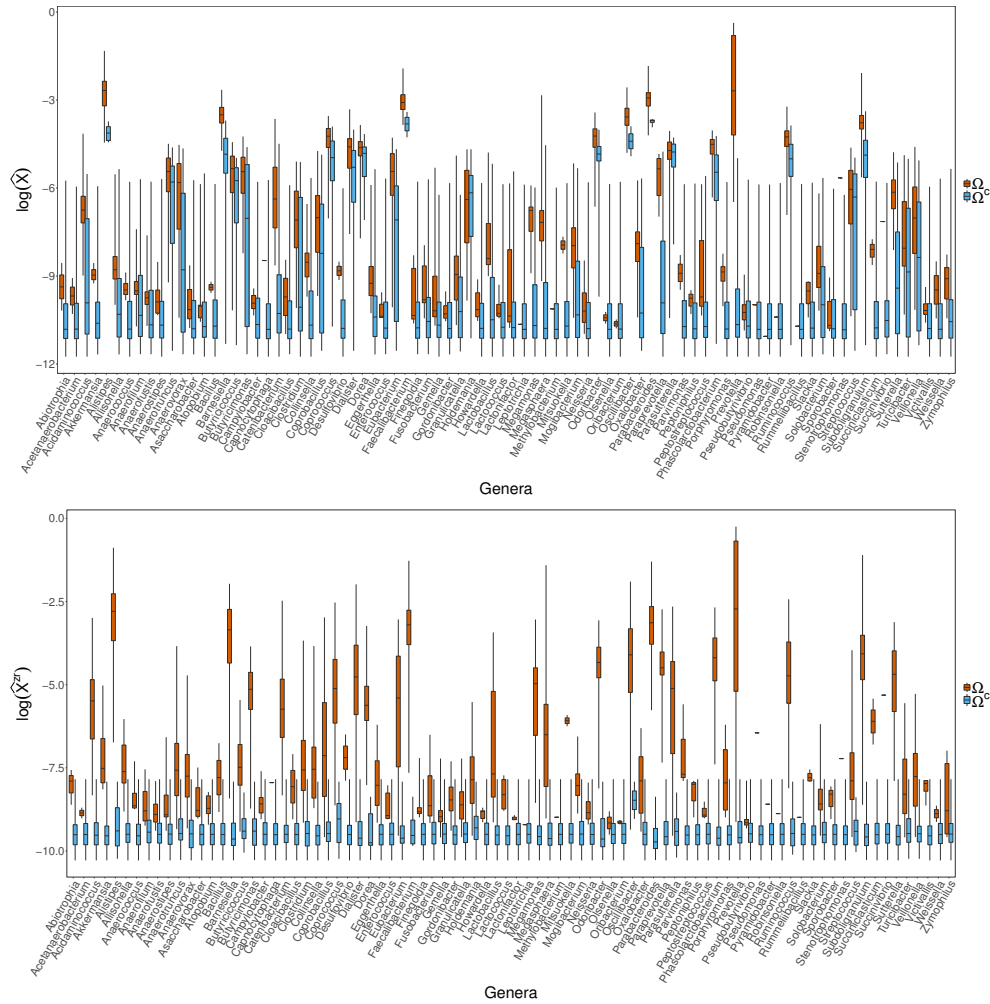


Fig. 3. Boxplots of the estimated compositions for the genera corresponding to non-zero observations (Ω) and zero observations (Ω^c) in COMBO data set. Top panel: the proposed estimator \hat{X} ; Bottom panel: the zero replacement estimator \hat{X}^{zr} .

- CAO, Y., LIN, W. & LI, H. (2018a). Large covariance estimation for compositional data via composition-adjusted thresholding. *Journal of the American Statistical Association* **0**, 1–14.
- CAO, Y., LIN, W. & LI, H. (2018b). Two-sample tests of high-dimensional means for compositional data. *Biometrika* **105**, 115–132.
- CAO, Y. & XIE, Y. (2016). Poisson matrix recovery and completion. *IEEE Transactions on Signal Processing* **64**, 1609–1620.
- CHAFFRON, S., REHRAUER, H., PERNTHALER, J. & VON MERING, C. (2010). A global network of coexisting microbes from environmental and whole-genome sequence data. *Genome research* **20**, 947–959.
- CHATTERJEE, S. et al. (2015). Matrix estimation by universal singular value thresholding. *The Annals of Statistics* **43**, 177–214.
- DONOHO, D. & GAVISH, M. (2014). Minimax risk of matrix denoising by singular value thresholding. *The Annals of Statistics* **42**, 2413–2440.
- FAUST, K., SATHIRAPONGSASUTI, J. F., IZARD, J., SEGATA, N., GEVERS, D., RAES, J. & HUTTENHOWER, C. (2012). Microbial co-occurrence relationships in the human microbiome. *PLoS Comput Biol* **8**,

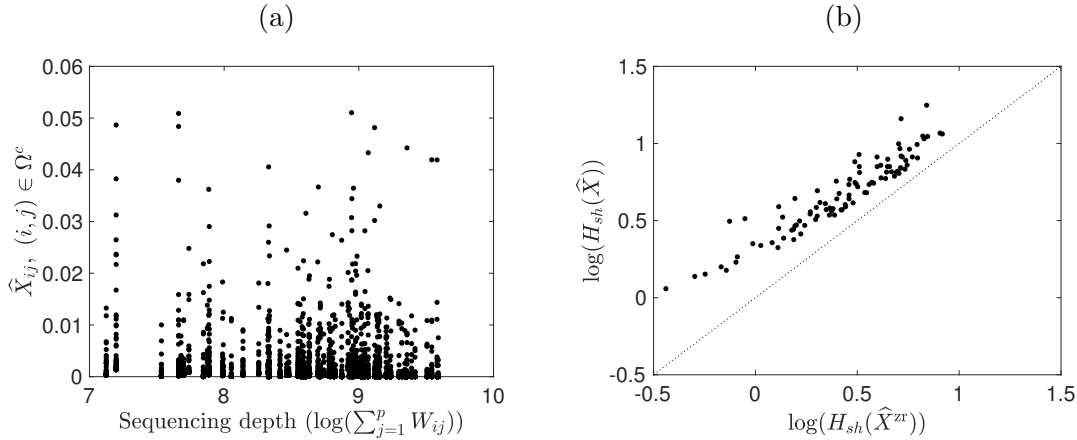


Fig. 4. Analysis of COMBO data set. (a) The estimated compositions \hat{X} for genera corresponding to zero observations (Ω^c) versus the sequencing depth. (b) Logarithm of the estimated Shannon's index from regularized estimator \hat{X} versus zero replacement estimator \hat{X}^{zr} , where each dot represents one sample.

e1002606.

- GAVISH, M. & DONOHO, D. L. (2014). The optimal hard threshold for singular values is $4/\sqrt{3}$. *IEEE Transactions on Information Theory* **60**, 5040–5053.
- HAEGEMAN, B., HAMELIN, J., MORIARTY, J., NEAL, P., DUSHOFF, J. & WEITZ, J. S. (2013). Robust estimation of microbial diversity in theory and in practice. *The ISME journal* **7**, 1092–1101.
- HALL, E. C., RASKUTTI, G. & WILLETT, R. (2016). Inference of high-dimensional autoregressive generalized linear models. *arXiv preprint arXiv:1605.02693*.
- HORNER-DEVINE, M. C., SILVER, J. M., LEIBOLD, M. A., BOHANNAN, B. J., COLWELL, R. K., FUHRMAN, J. A., GREEN, J. L., KUSKE, C. R., MARTINY, J. B., MUYZER, G. et al. (2007). A comparison of taxon co-occurrence patterns for macro-and microorganisms. *Ecology* **88**, 1345–1353.
- JIANG, X., RASKUTTI, G. & WILLETT, R. (2015). Minimax optimal rates for poisson inverse problems with physical constraints. *IEEE Transactions on Information Theory* **61**, 4458–4474.
- JIAO, J., VENKAT, K., HAN, Y. & WEISSMAN, T. (2017). Maximum likelihood estimation of functionals of discrete distributions. *IEEE Transactions on Information Theory* **63**, 6774–6798.
- KLOPP, O., LAFOND, J., MOULINES, R. & SALMON, J. (2015). Adaptive multinomial matrix completion. *Electron. J. Statist.* **9**, 2950–2975.
- KLOPP, O. et al. (2014). Noisy low-rank matrix completion with general sampling distribution. *Bernoulli* **20**, 282–303.
- KOETH, R. A., WANG, Z., LEVISON, B. S., BUFFA, J. A., ORG, E., SHEEHY, B. T., BRITT, E. B., FU, X., WU, Y., LI, L., SMITH, J. D., DiDONATO, J. A., CHEN, J., LI, H., WU, G. D., LEWIS, J. D., WARRIER, M., BROWN, J. M., KRAUSS, R. M., TANG, W. H. W., BUSHMAN, F. D., LUSIS, A. J. & HAZEN, S. L. (2013). Intestinal microbiota metabolism of L-carnitine, a nutrient in red meat, promotes atherosclerosis. *Nature Medicine* **19**, 576–585.
- LAFOND, J., KLOPP, O., MOULINES, E. & SALMON, J. (2014). Probabilistic low-rank matrix completion on finite alphabets. In *Advances in Neural Information Processing Systems 27*, Z. Ghahramani, M. Welling, C. Cortes, N. Lawrence & K. Weinberger, eds. Curran Associates, Inc., pp. 1727–1735.
- LEDoux, M. & TALAGRAND, M. (2013). *Probability in Banach Spaces: Isoperimetry and Processes*. Springer Science & Business Media.
- LEWIS, J. D., CHEN, E. Z., BALDASSANO, R. N., OTLEY, A. R., GRIFFITHS, A. M., LEE, D., BITTINGER, K., BAILEY, A., FRIEDMAN, E. S., HOFFMANN, C., ALBENBERG, L., SINHA, R., COMPHER, C., GILROY, E., NESSEL, L., GRANT, A., CHEHOUD, C., LI, H., WU, G. D. & BUSHMAN, F. D. (2015). Inflammation, antibiotics, and diet as environmental stressors of the gut microbiome in pediatric Crohn's disease. *Cell Host & Microbe* **18**, 489–500.

- LI, Y. & RASKUTTI, G. (2018). Minimax optimal convex methods for poisson inverse problems under ℓ_q -ball sparsity. *IEEE Transactions on Information Theory* **64**, 5498–5512.
- LIN, W., SHI, P., FENG, R. & LI, H. (2014). Variable selection in regression with compositional covariates. *Biometrika*, asu031.
- LIU, Z. & VANDENBERGHE, L. (2009). Interior-point method for nuclear norm approximation with application to system identification. *SIAM Journal on Matrix Analysis and Applications* **31**, 1235–1256.
- MARTÍN-FERNÁNDEZ, J. A., BARCELÓ-VIDAL, C. & PAWLOWSKY-GLAHLN, V. (2003). Dealing with zeros and missing values in compositional data sets using nonparametric imputation. *Mathematical Geology* **35**, 253–278.
- MARTÍN-FERNÁNDEZ, J.-A., HRON, K., TEMPL, M., FILZMOSER, P. & PALAREA-ALBALADEJO, J. (2014). Bayesian-multiplicative treatment of count zeros in compositional data sets. *Statistical Modelling*, 1471082X14535524.
- MARTIN-FERNANDEZ, J. A., PALAREA-ALBALADEJO, J. & OLEA, R. A. (2011). Dealing with zeros. *Compositional data analysis: Theory and applications*, 43–58.
- MASSART, P. et al. (2000). About the constants in talagrand’s concentration inequalities for empirical processes. *The Annals of Probability* **28**, 863–884.
- NEGAHBAN, S. & WAINWRIGHT, M. J. (2011). Estimation of (near) low-rank matrices with noise and high-dimensional scaling. *The Annals of Statistics*, 1069–1097.
- NEGAHBAN, S. & WAINWRIGHT, M. J. (2012). Restricted strong convexity and weighted matrix completion: Optimal bounds with noise. *The Journal of Machine Learning Research* **13**, 1665–1697.
- RECHT, B., FAZEL, M. & PARRILO, P. A. (2010). Guaranteed minimum-rank solutions of linear matrix equations via nuclear norm minimization. *SIAM review* **52**, 471–501.
- SALMON, J., HARMANY, Z., DELEDALLE, C.-A. & WILLETT, R. (2014). Poisson noise reduction with non-local pca. *Journal of mathematical imaging and vision* **48**, 279–294.
- SHI, P., ZHANG, A. & LI, H. (2016). Regression analysis for microbiome compositional data. *Annals of Applied Statistics* **10**, 1019–1040.
- SONI, A. & HAUPT, J. (2014). Estimation error guarantees for poisson denoising with sparse and structured dictionary models. In *Information Theory (ISIT), 2014 IEEE International Symposium on*. IEEE.
- SU, W., BOYD, S. & CANDÉS, E. J. (2016). A differential equation for modeling nesterovs accelerated gradient method: Theory and insights. *Journal of Machine Learning Research* **17**, 1–43.
- THE HUMAN MICROBIOME PROJECT CONSORTIUM (2012). A framework for human microbiome research. *Nature* **486**, 215–221.
- TROPP, J. A. (2011). User-friendly tail bounds for matrix martingales. Tech. rep., DTIC Document.
- TROPP, J. A. (2015). The expected norm of a sum of independent random matrices: An elementary approach. *arXiv preprint arXiv:1506.04711*.
- TURNBAUGH, P. J., HAMADY, M., YATSUNENKO, T., CANTAREL, B. L., DUNCAN, A., LEY, R. E., SOGIN, M. L., JONES, W. J., ROE, B. A., AFFOURTIT, J. P., EGHOLM, M., HENRISSAT, B., HEATH, A. C., KNIGHT, R. & GORDON, J. I. (2009). A core gut microbiome in obese and lean twins. *Nature* **457**, 480–484.
- VAN DER VAART, A. & WELLNER, J. (1996). *Weak convergence and empirical processes*. Springer Science & Business Media.
- WOYKE, T., TEELING, H., IVANOVA, N. N., HUNTEMANN, M., RICHTER, M., GLOECKNER, F. O., BOFFELLI, D., ANDERSON, I. J., BARRY, K. W., SHAPIRO, H. J. et al. (2006). Symbiosis insights through metagenomic analysis of a microbial consortium. *Nature* **443**, 950–955.
- WU, G. D., CHEN, J., HOFFMANN, C., BITTINGER, K., CHEN, Y.-Y., KEILBAUGH, S. A., BEWTRA, M., KNIGHTS, D., WALTERS, W. A., KNIGHT, R., SINHA, R., GILROY, E., GUPTA, K., BALDASSANO, R., NESSEL, L., LI, H., BUSHMAN, F. D. & LEWIS, J. D. (2011). Linking long-term dietary patterns with gut microbial enterotypes. *Science* **334**, 105–108.
- WU, Y. & YANG, P. (2016). Minimax rates of entropy estimation on large alphabets via best polynomial approximation. *IEEE Transactions on Information Theory* **62**, 3702–3720.
- YU, B. (1997). Assouad, fano, and le cam. In *Festschrift for Lucien Le Cam*. Springer, pp. 423–435.

Supplement to “Multi-sample Estimation of Bacterial Composition Matrix in Metagenomics Data”

Yuanpei Cao, Anru Zhang, and Hongzhe Li

APPENDIX: PROOFS

In the following analyses, we denote $\log X$ as the matrix with entry-wise logarithm of X , i.e., $(\log X)_{ij} = \log X_{ij}$.

A.1. Proofs of Theorems 1 and 3.

Theorems 1 and 3 can be considered as two special cases of following theorem:

THEOREM 4. *Suppose that $N \geq (n+p) \log(n+p)$, $X^* \in \mathcal{S}(\alpha_X, \beta_X)$, and $R_i \in [\alpha_R/n, \beta_R/n]$ for any $i \in [n]$. Then conditioning on fixed N , for any integer $1 \leq r \leq n \wedge p$, \widehat{X} calculated from (7) with the tuning parameter selected by (12) satisfies*

$$\begin{aligned} \frac{p}{n} \|\widehat{X} - X^*\|_F^2 \leq C \left[\frac{\beta_X^4 (\beta_R \vee \beta_X) (n \vee p) r \log(n+p)}{\alpha_R^2 \alpha_X^4} \frac{1}{N} \right. \\ \left. + \left\{ \frac{\beta_X^4 (\beta_R \vee \beta_X) p (n \vee p) \log(n+p)}{\alpha_R^2 \alpha_X^4} \frac{1}{nN} \right\}^{1/2} \sum_{i=r+1}^{n \wedge p} \sigma_i(X^*) \right]. \end{aligned} \quad (\text{A.1})$$

In addition, if $N < 6(n+p)^2 \log(n+p)/(\alpha_R \alpha_X)$, we have

$$\begin{aligned} \frac{1}{n} D(X^*, \widehat{X}) \leq C \left[\frac{\beta_X^2 (\beta_R \vee \beta_X) (n \vee p) r \log(n+p)}{\alpha_R^2 \alpha_X^3} \frac{1}{N} \right. \\ \left. + \left\{ \frac{\beta_R \vee \beta_X p (n \vee p) \log(n+p)}{\alpha_R^2 \alpha_X^2} \frac{1}{nN} \right\}^{1/2} \sum_{i=r+1}^{n \wedge p} \sigma_i(X^*) \right]. \end{aligned} \quad (\text{A.2})$$

Otherwise, if $N \geq 6(n+p)^2 \log(n+p)/(\alpha_R \alpha_X)$, we have

$$\begin{aligned} \frac{1}{n} D(X^*, \widehat{X}) \leq C \left[\frac{\beta_X^5 \beta_R (n \vee p) r \log(n+p)}{\alpha_R^2 \alpha_X^6} \frac{1}{N} \right. \\ \left. + \left\{ \frac{\beta_X^6 \beta_R p (n \vee p) \log(n+p)}{\alpha_R^2 \alpha_X^8} \frac{1}{nN} \right\}^{1/2} \sum_{i=r+1}^{n \wedge p} \sigma_i(X^*) \right]. \end{aligned} \quad (\text{A.3})$$

with probability no less than $1 - 3(n+p)^{-1}$ and some uniform constant $C > 0$ that does not depend on X^* , n , p , r , α_X , β_X , α_R , or β_R .

Remark 6. The rate of convergence provided by Theorem A4 exhibits an interesting decomposition: $O\left(\frac{(n \vee p) r \log(n+p)}{N}\right)$ represents the estimation error corresponding to a rank- r matrix, while $O\left(\left\{\frac{p(n \vee p) \log(n+p)}{nN}\right\}^{1/2} \sum_{i=r+1}^{n \wedge p} \sigma_i(X^*)\right)$ accounts for the approximation error due to using r as a proxy for the rank of X^* . When X^* is exactly a rank- r matrix, this approximation error vanishes. When X^* is approximately low-rank, the value of r can be optimally chosen to obtain the sharpest bound.

Proof. First, if $\beta_X = \alpha_X$, we must have $\beta_X = \alpha_X = 1$ and all entries of X^* as well as of any matrix in $\mathcal{S}(\alpha_X, \beta_X)$ are equal to $1/p$. The conclusion naturally holds. We thus focus on the case where $\beta_X > \alpha_X$.

As clarified in Remark 3, conditioning on the total count N , the count matrix W follows a multinomial distribution: $W = \sum_{k=1}^N E_k$, where E_k are independent and identically distributed copies of a Bernoulli random matrix E that satisfies $\text{pr}(E = e_i(n)e_j^\top(p)) = \Pi_{ij}$ and $\Pi = (R1_p^\top) \circ X^*$. Consequently, the negative log-likelihood function (2) can be rewritten as

$$\mathcal{L}_N(X) = -N^{-1} \sum_{k=1}^N \log \langle X, E_k \rangle = -N^{-1} \sum_{i=1}^n \sum_{j=1}^p W_{ij} \log X_{ij}. \quad (\text{A.4})$$

Then any solution \hat{X} to the optimization problem (7) satisfies

$$N^{-1} \sum_{k=1}^N \langle \log X^* - \log \hat{X}, E_k \rangle = \mathcal{L}_N(\hat{X}) - \mathcal{L}_N(X^*) \leq \lambda \left(\|X^*\|_* - \|\hat{X}\|_* \right). \quad (\text{A.5})$$

Next, we present the following Lemmas A1 and A2 to derive a lower bound for $N^{-1} \sum_{k=1}^N \langle \log X^* - \log \hat{X}, E_k \rangle$.

LEMMA 1. *Given the selected tuning parameter from (12), with probability at least $1 - (n+p)^{-1}$, we have the following upper bound for $\|\hat{X} - X^*\|_*$:*

$$\|\hat{X} - X^*\|_* \leq 4\sqrt{(2r)}\|\hat{X} - X^*\|_F + 4 \sum_{i=r+1}^{n \wedge p} \sigma_i(X^*).$$

LEMMA 2. *For any matrices $A, B \in \mathcal{S}(\alpha_X, \beta_X)$, we have*

$$\frac{2\alpha_X^2}{\beta_X p} \text{D}(A, B) \leq \|A - B\|_F^2 \leq \frac{2\beta_X^2}{\alpha_X p} \text{D}(A, B). \quad (\text{A.6})$$

Now we consider the proof of Theorem A4 in two regimes: $N < 6(n+p)^2 \log(n+p)/(\alpha_R \alpha_X)$ and $N \geq 6(n+p)^2 \log(n+p)/(\alpha_R \alpha_X)$.

First regime: $N < 6(n+p)^2 \log(n+p)/(\alpha_R \alpha_X)$. We divide the proof into three steps.

Step 1. For notational simplicity, denote

$$\begin{aligned} \eta &= n \log(\beta_X/\alpha_X) \left\{ \frac{512 \log(n+p)}{\log(4)\alpha_R^2 N} \right\}^{1/2}, \quad \text{D}_R(X^*, \hat{X}) = \sum_{i=1}^n \sum_{j=1}^p R_i X_{ij}^* \log \frac{X_{ij}^*}{\hat{X}_{ij}}, \\ E(n, p, r) &= \frac{2048\beta_X^2 n p r}{\alpha_R \alpha_X^3} \left[\left\{ \frac{28 \log(n+p) (\beta_R/n \vee \beta_X/p)}{N} \right\}^{1/2} + \frac{28 \log(n+p)}{N} \right]^2 \\ &\quad + \frac{16p}{\alpha_X} \left[\left\{ \frac{28 \log(n+p) (\beta_R/n \vee \beta_X/p)}{N} \right\}^{1/2} + \frac{28 \log(n+p)}{N} \right] \sum_{i=r+1}^{n \wedge p} \sigma_i(X^*). \end{aligned} \quad (\text{A.7})$$

Here, $\left\{ \frac{28 \log(n+p) (\beta_R/n \vee \beta_X/p)}{N} \right\}^{1/2}$ and $28N^{-1} \log(n+p)$ in the formulation of $E(n, p, r)$ originate from the matrix concentration inequality, i.e., the upper bound of Lemmas A5 and A6. These terms are crucial to the proof of the upper bound of $E(Z_T)$ in Lemma A7. By the condition that $N > (n+p) \log(n+p)$, there exists some uniform constant $C_2 > 0$ that

does not rely on $\alpha_X, \beta_X, \alpha_R, \beta_R, p, n, r$, such that

$$E(n, p, r) \leq C_2 \left[\frac{\beta_X^2 (\beta_R \vee \beta_X) (n \vee p) r \log(n+p)}{\alpha_R \alpha_X^3} \frac{1}{N} + \left\{ \frac{(\beta_R \vee \beta_X) p (n \vee p) \log(n+p)}{\alpha_X^2} \frac{1}{nN} \right\}^{1/2} \sum_{i=r+1}^{n \wedge p} \sigma_i(X^*) \right]. \quad (\text{A.8})$$

We also define the following sets

$$\mathcal{C}(\alpha_X, \beta_X) = \left\{ A \in \mathcal{S}(\alpha_X, \beta_X) \left| \begin{array}{l} \mathsf{D}(X^*, A) \geq \eta \\ \|A - X^*\|_* \leq 4\sqrt{(2r)\|A - X^*\|_F + 4 \sum_{i=r+1}^{n \wedge p} \sigma_i(X^*)} \end{array} \right. \right\},$$

$$\mathcal{D}(T) = \left\{ A \in \mathcal{S}(\alpha_X, \beta_X) \left| \begin{array}{l} \mathsf{D}_R(X^*, A) \leq T \\ \|A - X^*\|_* \leq 4\sqrt{(2r)\|A - X^*\|_F + 4 \sum_{i=r+1}^{n \wedge p} \sigma_i(X^*)} \end{array} \right. \right\}.$$

We separate the constraint set $\mathcal{C}(\alpha_X, \beta_X)$ into pieces and focus on a sequences of small sets $\mathcal{C}_l(\alpha_X, \beta_X)$,

$$\mathcal{C}(\alpha_X, \beta_X) = \cup_{l=1}^{\infty} \mathcal{C}_l(\alpha_X, \beta_X), \quad \mathcal{C}_l(\alpha_X, \beta_X) = \{A \in \mathcal{C}(\alpha_X, \beta_X) \mid 2^{l-1}\eta \leq \mathsf{D}(X^*, A) < 2^l\eta\}.$$

Step 2 Next, we use a peeling argument to prove that the probability of the following unfavorable event is small

$$\mathcal{B} = \left\{ \exists A \in \mathcal{C}(\alpha_X, \beta_X) \text{ s.t. } \left| \frac{1}{N} \sum_{k=1}^N \langle \log X^* - \log A, E_k \rangle - \mathsf{D}_R(X^*, A) \right| \geq \frac{1}{2} \mathsf{D}_R(X^*, A) + E(n, p, r) \right\}.$$

Under the assumption of $\min_{1 \leq i \leq n} R_i \geq \alpha_R/n$, we have

$$\mathsf{D}_R(X^*, A) \geq n^{-1} \alpha_R \mathsf{D}(X^*, A). \quad (\text{A.9})$$

It suffices to estimate the probability of the following events and then apply a union bound.

$$\begin{aligned} \mathcal{B}_l &= \left\{ \exists A \in \mathcal{C}_l(\alpha_X, \beta_X) \text{ s.t. } \left| \frac{1}{N} \sum_{i=1}^N \langle \log X^* - \log A, E_i \rangle - \mathsf{D}_R(X^*, A) \right| \geq \frac{1}{2} \mathsf{D}_R(X^*, A) + E(n, p, r) \right\} \\ &\subseteq \left\{ \exists A \in \mathcal{C}_l(\alpha_X, \beta_X) \text{ s.t. } \left| \frac{1}{N} \sum_{i=1}^N \langle \log X^* - \log A, E_i \rangle - \mathsf{D}_R(X^*, A) \right| \geq \frac{\alpha_R}{2n} \mathsf{D}(X^*, A) + E(n, p, r) \right\} \\ &\subseteq \left\{ \exists A \in \mathcal{C}_l(\alpha_X, \beta_X) \text{ s.t. } \left| \frac{1}{N} \sum_{i=1}^N \langle \log X^* - \log A, E_i \rangle - \mathsf{D}_R(X^*, A) \right| \geq \frac{2^l \eta \alpha_R}{4n} + E(n, p, r) \right\} \\ &\subseteq \left\{ \exists A \in \mathcal{D}(2^l \eta) \text{ s.t. } \left| \frac{1}{N} \sum_{i=1}^N \langle \log X^* - \log A, E_i \rangle - \mathsf{D}_R(X^*, A) \right| \geq \frac{2^l \eta \alpha_R}{4n} + E(n, p, r) \right\}. \end{aligned}$$

Here, we use the fact that $\mathsf{D}_R(X^*, A) \leq \mathsf{D}(X^*, A)$, then $\mathcal{C}_l(\alpha_X, \beta_X) \subseteq \mathcal{D}(2^l \eta)$. Now, we can establish the upper bound of the probability of event \mathcal{B} by using a union bound and Lemma

A7,

$$\begin{aligned}
\text{pr}(\mathcal{B}) &\leq \sum_{l=1}^{\infty} \text{pr}(\mathcal{B}_l) \\
&\leq \sum_{l=1}^{\infty} \text{pr} \left(\exists A \in \mathcal{D}(2^l \eta), \text{ s.t. } \left| \frac{1}{N} \sum_{i=1}^N \langle \log X^* - \log A, E_i \rangle - \text{D}_R(X^*, A) \right| \geq \frac{2^l \eta \alpha_R}{4n} + E(n, p, r) \right) \\
&\leq \sum_{l=1}^{\infty} \exp \left[-\frac{4^l \alpha_R^2 N \eta^2}{512 \{n \log(\beta_X / \alpha_X)\}^2} \right] \leq \sum_{l=1}^{\infty} \exp \left[-\frac{\log(4) \alpha_R^2 N \eta^2 l}{512 \{n \log(\beta_X / \alpha_X)\}^2} \right].
\end{aligned}$$

Plugging in $\eta = n \log(\beta_X / \alpha_X) [512 \log(n+p) / \{\log(4) \alpha_R^2 N\}]^{1/2}$, we obtain

$$\text{pr}(\mathcal{B}) \leq 2(n+p)^{-1}. \quad (\text{A.10})$$

Step 3 We finalize the proof in this step. Define the following ‘favorable event’

$$\mathcal{G} = \left\{ \|\hat{X} - X^*\|_* \leq 4\sqrt{(2r)} \|\hat{X} - X^*\|_F + 4 \sum_{i=r+1}^{n \wedge p} \sigma_i(X^*) \right\}. \quad (\text{A.11})$$

By Lemma A1, $\text{pr}(\mathcal{G}) \geq 1 - (n+p)^{-1}$. Thus,

$$\text{pr}(\mathcal{G}^c \cup \mathcal{B}) \leq \text{pr}(\mathcal{G}^c) + \text{pr}(\mathcal{B}) \leq 3(n+p)^{-1}. \quad (\text{A.12})$$

Next, we develop an upper bound for estimation error when $\mathcal{G} \cap \mathcal{B}^c$, i.e., the favorable event holds while the unfavorable event does not hold. In fact, if \mathcal{G} and \mathcal{B}^c are both true, either of the following must hold for \hat{X} :

a. $\hat{X} \in \mathcal{C}(\alpha_X, \beta_X)$ and

$$\left| \frac{1}{N} \sum_{k=1}^N \langle \log X^* - \log \hat{X}, E_k \rangle - \text{D}_R(X^*, \hat{X}) \right| < \frac{1}{2} \text{D}_R(X^*, \hat{X}) + E(n, p, r). \quad (\text{A.13})$$

which also implies

$$-\frac{1}{N} \sum_{k=1}^N \langle \log X^* - \log \hat{X}, E_k \rangle + \text{D}_R(X^*, \hat{X}) < \frac{1}{2} \text{D}_R(X^*, \hat{X}) + E(n, p, r)$$

$$\text{i.e., } \frac{1}{2} \text{D}_R(X^*, \hat{X}) \leq \frac{1}{N} \sum_{k=1}^N \langle \log X^* - \log \hat{X}, E_k \rangle + E(n, p, r).$$

b. $\hat{X} \notin \mathcal{C}(\alpha_X, \beta_X)$, which also implies $\text{D}(X^*, \hat{X}) < \eta$.

Under i., By (A.8) and (A.9), we have

$$\begin{aligned}
\frac{\alpha_R}{2n} \text{D}(X^*, \hat{X}) &\leq \frac{1}{2} \sum_{i=1}^n \sum_{j=1}^p R_i X_{ij}^* \log \frac{X_{ij}^*}{\hat{X}_{ij}} = \frac{1}{2} \text{D}_R(X^*, \hat{X}) \\
&\leq \frac{1}{N} \sum_{k=1}^N \langle \log X^* - \log \hat{X}, E_k \rangle + C_2 \left[\frac{\beta_X^2 (\beta_R \vee \beta_X) (n \vee p) r \log(n+p)}{\alpha_R \alpha_X^3} \frac{1}{N} \right. \\
&\quad \left. + \left\{ \frac{(\beta_R \vee \beta_X) p (n \vee p) \log(n+p)}{\alpha_X^2 n N} \right\}^{1/2} \sum_{i=r+1}^{n \wedge p} \sigma_i(X^*) \right].
\end{aligned} \quad (\text{A.14})$$

By applying Lemma A2, we obtain the upper bound of $\|X^*\|_* - \|\widehat{X}\|_*$ as

$$\begin{aligned} \|X^*\|_* - \|\widehat{X}\|_* &\leq \|X^* - \widehat{X}\|_* \leq 4\sqrt{(2r)}\|X^* - \widehat{X}\|_F + 4 \sum_{i=r+1}^{n \wedge p} \sigma_i(X^*) \\ &\leq 8 \left\{ (\alpha_X p)^{-1} \beta_X^2 r \mathsf{D}(X^*, \widehat{X}) \right\}^{1/2} + 4 \sum_{i=r+1}^{n \wedge p} \sigma_i(X^*). \end{aligned} \quad (\text{A.15})$$

Therefore, combining (A.5), (A.14), and (A.15), we obtain

$$\begin{aligned} \frac{\alpha_R}{2n} \mathsf{D}(X^*, \widehat{X}) &\leq \lambda \left[8 \left\{ \frac{\beta_X^2 r}{\alpha_X p} \mathsf{D}(X^*, \widehat{X}) \right\}^{1/2} + 4 \sum_{i=r+1}^{n \wedge p} \sigma_i(X^*) \right] \\ &+ C_2 \left[\frac{\beta_X^2 (\beta_R \vee \beta_X) (n \vee p) r \log(n+p)}{\alpha_R \alpha_X^3 N} \right. \\ &\quad \left. + \left\{ \frac{(\beta_R \vee \beta_X) p (n \vee p) \log(n+p)}{\alpha_X^2 n N} \right\}^{1/2} \sum_{i=r+1}^{n \wedge p} \sigma_i(X^*) \right]. \end{aligned}$$

The above formula can be treated as a quadratic inequality for $\mathsf{D}(X^*, \widehat{X})$. We plug in $\lambda = \delta \left\{ \beta_R p (n \vee p) \log(n+p) / (\alpha_X^2 n N) \right\}^{1/2}$ for constant $\delta > 0$, solve this quadratic inequality and obtain

$$\begin{aligned} n^{-1} \mathsf{D}(X^*, \widehat{X}) &\leq C_3 \left[\frac{\beta_X^2 (\beta_R \vee \beta_X) (n \vee p) r \log(n+p)}{\alpha_R^2 \alpha_X^3 N} \right. \\ &\quad \left. + \left\{ \frac{(\beta_R \vee \beta_X) p (n \vee p) \log(n+p)}{\alpha_R^2 \alpha_X^2 n N} \right\}^{1/2} \sum_{i=r+1}^{n \wedge p} \sigma_i(X^*) \right], \end{aligned} \quad (\text{A.16})$$

where $C_3 > 0$ is some uniform constant that does not rely on $\alpha_X, \beta_X, \alpha_R, \beta_R, n, p, r$.

Under ii., we have

$$\begin{aligned} n^{-1} \mathsf{D}(X^*, \widehat{X}) &< n^{-1} \eta = \log(\beta_X / \alpha_X) \left\{ \frac{512 \log(n+p)}{\log(4) \alpha_R^2 N} \right\}^{1/2} \\ &\leq \frac{C_1 \beta_X}{\alpha_R^{3/2} \alpha_X^{3/2}} \frac{(n \vee p) r \log(n+p)}{N} \end{aligned} \quad (\text{A.17})$$

for some uniform constant $C_1 > 0$ that does not depend on $\alpha_X, \beta_X, \alpha_R, \beta_R, n, p$, or r . The last inequality is due to the regime assumption that $N \leq 6(n+p)^2 \log(n+p) / (\alpha_R \alpha_X)$.

Under both i. or ii., by Equations (A.12), (A.16), and (A.17), we have arrived at the Kullback-Leibler divergence upper bound (A.2); By Lemma A2, we have further reached the Frobenius upper bound (A.1). This provides the desired upper bound for the proof of Theorem A4.

Second regime: $N > 6(n+p)^2 \log(n+p) / (\alpha_R \alpha_X)$. We denote $\Delta = \widehat{X} - X^*$. According to (A.4) and Taylor's expansion, there exists $\xi = (\xi_{ij})_{1 \leq i \leq n, 1 \leq j \leq p}$ such that

$$\mathcal{L}_N(\widehat{X}) - \mathcal{L}_N(X^*) - \langle \nabla \mathcal{L}_N(X^*), \Delta \rangle = \frac{1}{2N} \sum_{k=1}^N \frac{\langle \Delta, E_k \rangle^2}{\langle \xi, E_k \rangle^2}, \quad \xi_{ij} \text{ is between } \widehat{X}_{ij} \text{ and } X_{ij}^*.$$

Since $\widehat{X}_{ij}, X_{ij} \leq \beta_X/p$, $W = \sum_{k=1}^N E_k$, we have

$$\mathcal{L}_N(\widehat{X}) - \mathcal{L}_N(X^*) - \langle \nabla \mathcal{L}_N(X^*), \Delta \rangle \geq \frac{1}{2N} \sum_{k=1}^N \frac{\langle \Delta, E_k \rangle^2}{(\beta_X/p)^2} \geq \frac{p^2}{2N\beta_X^2} \sum_{i=1}^n \sum_{j=1}^p \Delta_{ij}^2 W_{ij}.$$

On the other hand, note that $W_{ij} \sim \text{Bin}(N, R_i X_{ij}^*)$, $N \geq 6(n+p)^2 \log(n+p)/(\alpha_R \alpha_X)$, $R_i \geq \alpha_R/n$, and $X_{ij}^* \geq \alpha_X/p$. By the Chernoff bound of binomial distribution¹ and $(n+p)^2 \geq 4np$, we have

$$\begin{aligned} \text{pr}(W_{ij} \leq NR_i X_{ij}^*/2) &= \text{pr}(W_{ij} \leq (1-1/2)EW_{ij}) \leq \exp(-NR_i X_{ij}^*/8) \\ &\leq \exp\left(-\frac{6(n+p)^2 \log(n+p) \alpha_R \alpha_X}{8\alpha_R \alpha_X np}\right) \leq (n+p)^{-3}. \end{aligned}$$

By a union bound argument,

$$\text{pr}(W_{ij} \geq NR_i X_{ij}^*/2 \text{ for any } (i, j)) \geq 1 - (n+p)^{-1}. \quad (\text{A.18})$$

If $W_{ij} \geq NR_i X_{ij}^*/2$ holds for any (i, j) , we have the following strong convexity for $\mathcal{L}_N(\widehat{X})$,

$$\mathcal{L}_N(\widehat{X}) - \mathcal{L}_N(X^*) - \langle \nabla \mathcal{L}_N(X^*), \Delta \rangle \geq \frac{p^2}{4\beta_X^2} \sum_{i=1}^n \sum_{j=1}^p \Delta_{ij}^2 R_i X_{ij}^* \geq \frac{p\alpha_R \alpha_X}{4n\beta_X^2} \|\Delta\|_F^2. \quad (\text{A.19})$$

In addition, by using the identity $\langle R1_p^\top, \Delta \rangle = \langle R, \Delta 1_p \rangle = \langle R, 0_n \rangle = 0$ and Hölder's inequality between the nuclear norm and operator norm, the upper bound of $\langle \nabla \mathcal{L}_N(X^*), \Delta \rangle$ can be controlled by

$$-\langle \nabla \mathcal{L}_N(X^*), \Delta \rangle = -\langle \nabla \mathcal{L}_N(X^*) + R1_p^\top, \Delta \rangle \leq \|\nabla \mathcal{L}_N(X^*) + R1_p^\top\|_2 \|\Delta\|_*. \quad (\text{A.20})$$

According to Lemma A1 and A3, by combining (A.5), (A.18), (A.19), and (A.20), with probability at least $1 - 3(n+p)^{-1}$, we have

$$\begin{aligned} &\frac{p\alpha_R \alpha_X}{4n\beta_X^2} \|\Delta\|_F^2 \leq \mathcal{L}_N(\widehat{X}) - \mathcal{L}_N(X^*) - \langle \nabla \mathcal{L}_N(X^*), \Delta \rangle \\ &\leq \lambda(\|X^*\|_* - \|\widehat{X}\|_*) + \|\nabla \mathcal{L}_N(X^*) + R1_p^\top\|_2 \cdot \|\Delta\|_* \\ &\leq \lambda\|\widehat{X} - X^*\|_* + \|\nabla \mathcal{L}_N(X^*) + R1_p^\top\|_2 \cdot \left(4\sqrt{(2r)}\|\Delta\|_F + 4\sum_{i=r+1}^{n \wedge p} \sigma_i(X^*)\right) \\ &\leq \lambda\left(4\sqrt{2r}\|\Delta\|_F + 4\sum_{i=r+1}^{n \wedge p} \sigma_i(X^*)\right) \\ &\quad + \left\{\frac{2}{3\alpha_X} + 2\left(\frac{1}{9\alpha_X^2} + \frac{\beta_R}{\alpha_X}\right)^{1/2}\right\} \left\{\frac{p(n \vee p) \log(n+p)}{nN}\right\}^{1/2} \cdot \left(4\sqrt{(2r)}\|\Delta\|_F + 4\sum_{i=r+1}^{n \wedge p} \sigma_i(X^*)\right) \\ &\leq C_4 \left\{\frac{\beta_R p(n \vee p) \log(n+p)}{\alpha_X^2 nN}\right\}^{1/2} \left(\sqrt{r}\|\Delta\|_F + \sum_{i=r+1}^{n \wedge p} \sigma_i(X^*)\right), \end{aligned}$$

¹ See, e.g., [https://en.wikipedia.org/wiki/Chernoff_bound#Multiplicative_form_\(relative_error\)](https://en.wikipedia.org/wiki/Chernoff_bound#Multiplicative_form_(relative_error))

where $C_4 > 0$ is some constant that does not depend on $\alpha_X, \alpha_R, \beta_X, \beta_R, n, p$, or r . Solving this quadratic inequality, we obtain

$$\begin{aligned} \frac{p}{n} \|\widehat{X} - X^*\|_F^2 \leq C_5 \left[\frac{\beta_X^4 \beta_R (n \vee p) r \log(n+p)}{\alpha_R^2 \alpha_X^4 N} \right. \\ \left. + \left\{ \frac{\beta_X^4 \beta_R p(n \vee p) \log(n+p)}{\alpha_R^2 \alpha_X^4 nN} \right\}^{1/2} \sum_{i=r+1}^{n \wedge p} \sigma_i(X^*) \right]. \end{aligned} \quad (\text{A.21})$$

$$\begin{aligned} \frac{1}{n} \text{D}(X^*, \widehat{X}) \leq \frac{\beta_X p}{2\alpha_X^2 n} \|\widehat{X}^* - X\|_F^2 \leq C_5 \left[\frac{\beta_X^5 \beta_R (n \vee p) r \log(n+p)}{\alpha_R^2 \alpha_X^6 N} \right. \\ \left. + \left\{ \frac{\beta_X^6 \beta_R p(n \vee p) \log(n+p)}{\alpha_R^2 \alpha_X^8 nN} \right\}^{1/2} \sum_{i=r+1}^{n \wedge p} \sigma_i(X^*) \right] \end{aligned}$$

with probability at least $1 - 3(n+p)^{-1}$.

In summary, we have finished the proof of Theorem A4. \square

We are ready to prove Theorems 1 and 3 with the result in Theorem A4.

Proof of Theorem 1. Since $\sum_{i=r+1}^{n \wedge p} \sigma_i(X^*)$ vanishes when $\text{rank}(X^*) \leq r$, (13) and (14) can be obtained by applying Theorem A4.

Moreover, when $N = O((n+p)^2 r \log(n+p))$, we can provide the following expected risk upper bounds: there exists some constants C_6 and C_7 that does not depend on p, n , or r , such that the risks of the estimates have the following upper bounds:

$$\frac{p}{n} E \left\{ \|\widehat{X} - X^*\|_F^2 \right\} \leq C_6 \frac{(n+p)r \log(n+p)}{N}, \quad (\text{A.22})$$

$$\frac{1}{n} E \left\{ \text{D}(X^*, \widehat{X}) \right\} \leq C_7 \frac{(n+p)r \log(n+p)}{N}. \quad (\text{A.23})$$

Since X^* and \widehat{X} belong to $\mathcal{S}(\alpha_X, \beta_X)$, we always have the trivial bound $\|\widehat{X} - X^*\|_F^2 \leq np^{-1}(\beta_X - \alpha_X)^2$. Define the event

$$\mathcal{Q} = \left\{ \frac{p}{n} \|\widehat{X} - X^*\|_F^2 \leq C_1(\alpha_X, \alpha_R, \beta_X, \beta_R) \frac{(n+p)r \log(n+p)}{N} \right\}.$$

Then, $\text{pr}(\mathcal{Q}) \geq 1 - 3(n+p)^{-1}$. Applying (13), we get

$$\begin{aligned} \frac{p}{n} E \|\widehat{X} - X^*\|_F^2 &= \frac{p}{n} E \|\widehat{X} - X^*\|_F^2 \mathbb{I}_{\mathcal{Q}^c} + \frac{p}{n} E \|\widehat{X} - X^*\|_F^2 \mathbb{I}_{\mathcal{Q}} \\ &\leq (\beta_X - \alpha_X)^2 \cdot \text{pr}(\mathcal{Q}^c) + C_1(\alpha_X, \alpha_R, \beta_X, \beta_R) \frac{(n+p)r \log(n+p)}{N} \\ &\leq C'_1(\alpha_X, \alpha_R, \beta_X, \beta_R) \frac{(n+p)r \log(n+p)}{N}, \end{aligned}$$

where the second inequality comes from the assumption that $N = O((n+p)^2 r \log(n+p))$. The proof of (A.23) is essentially the same by applying (14). \square

Proof of Theorem 3. If the composition $X^* \in \mathbb{B}_q(\rho_q, \alpha_X, \beta_X)$, we set $r = \max\{i \mid \sigma_i(X^*) > \tau\}$ for some thresholding level $\tau > 0$ to be determined later. Then we obtain

$$r\tau^q \leq \sum_{j=1}^r \sigma_j(X^*)^q \leq \rho_q,$$

which implies $r \leq \tau^{-q} \rho_q$. In addition, since $\sigma_i(X^*) \leq \tau$ for $i \geq r + 1$, we have

$$\sum_{i=r+1}^{n \wedge p} \sigma_i(X^*) \leq \sum_{i=r+1}^{n \wedge p} \sigma_i(X^*)^q \tau^{1-q} \leq \tau^{1-q} \rho_q.$$

By taking the above inequality in (A.1) and setting $\tau = \left\{ \frac{\beta_X^4(\beta_R \vee \beta_X)(n \vee p)n \log(n+p)}{\alpha_R^2 \alpha_X^4 p^N} \right\}^{1/2}$, we have

$$\frac{p}{n} \|\widehat{X} - X^*\|_F^2 \leq C \frac{\rho_q p^{q/2}}{n^{q/2}} \left\{ \frac{\beta_X^4(\beta_R \vee \beta_X)(n \vee p) \log(n+p)}{\alpha_R^2 \alpha_X^4 N} \right\}^{1-q/2}$$

with probability no less than $1 - 3(n+p)^{-1}$. Under the assumption $N = O(\rho_q p^{q/2}(n+p)^{2+q/2} \log(n+p)/n^{q/2})$, (15) can be proved by

$$\begin{aligned} \frac{1}{n} E \|\widehat{X} - X^*\|_F^2 &\leq \frac{3}{n+p} \frac{\beta_X(\beta_X - \alpha_X)^2}{2\alpha_X^2} + C \left\{ \frac{\beta_X^4(\beta_R \vee \beta_X)(n \vee p) \log(n+p)}{\alpha_R^2 \alpha_X^4 N} \right\}^{1-q/2} \\ &\leq C' \frac{\rho_q p^{q/2}}{n^{q/2}} \left\{ \frac{(n \vee p) \log(n+p)}{N} \right\}^{1-q/2}, \end{aligned}$$

for some positive constant C' . The proof for (16) is similar. \square

A.2. Proof of Theorem 2

We first establish the Kullback-Leibler divergence between two multinomial distribution random vectors. Suppose $x = (x_1, \dots, x_p) \sim \text{Multi}(N, u)$, $y = (y_1, \dots, y_p) \sim \text{Multi}(N, v)$, where $u = (u_1, \dots, u_p)$, $v = (v_1, \dots, v_p) \in \mathbb{R}^p$ satisfies $u_i, v_i \geq 0$ and $\sum_i u_i = \sum_i v_i = 1$. Then,

$$\begin{aligned} D_{KL}(x, y) &= \sum_{\substack{z_1, \dots, z_p \in \mathbb{N} \\ z_1 + \dots + z_p = N}} P\{x = (z_1, \dots, z_p)\} \log \left[\frac{P\{x = (z_1, \dots, z_p)\}}{P\{y = (z_1, \dots, z_p)\}} \right] \\ &= \sum_{\substack{z_1, \dots, z_p \in \mathbb{N} \\ z_1 + \dots + z_p = N}} \frac{N!}{z_1! \dots z_p!} u_1^{z_1} \dots u_p^{z_p} \log \left(\frac{u_1^{z_1} \dots u_p^{z_p}}{v_1^{z_1} \dots v_p^{z_p}} \right) \\ &= \sum_{\substack{z_1, \dots, z_p \in \mathbb{N} \\ z_1 + \dots + z_p = N}} \sum_{i=1}^p \frac{N!}{z_1! \dots z_p!} u_1^{z_1} \dots u_p^{z_p} z_i \log(u_i/v_i) \\ &= N \sum_{i=1}^p \sum_{\substack{z_1, \dots, z_p \in \mathbb{N}, z_i \geq 1 \\ z_1 + \dots + z_p = N}} \frac{(N-1)!}{\prod_{j \neq i} z_j! \cdot (z_i - 1)!} \prod_{j \neq i} u_j^{z_j} \cdot u_i^{z_i - 1} u_i \log(u_i/v_i) \\ &= N \sum_{i=1}^p \sum_{\substack{z'_1, \dots, z'_p \in \mathbb{N} \\ z'_1 + \dots + z'_p = N-1}} \frac{(N-1)!}{\prod_j z'_j!} \prod_j u_j^{z'_j} u_i \log(u_i/v_i) \quad (z'_j = z_j \text{ for } j \neq i; z'_i = z_i - 1) \\ &= N \sum_{i=1}^p u_i \log(u_i/v_i) = N D_{KL}(u, v). \end{aligned} \tag{A.24}$$

We discuss the proof for Theorem 2 under two different scenarios.

- If $n \geq p$, we randomly generate M copies of independent and identically distributed Rademacher random matrices: $B_1, \dots, B_M \in \mathbb{R}^{n \times (r-1)}$. Since $(B_{k,ij} - B_{l,ij})^2$ has the following probability

distribution

$$\text{pr}((B_{k,ij} - B_{l,ij})^2 = x) = \begin{cases} 1/2, & x = 4, \\ 1/2, & x = 0, \end{cases}$$

based on Bernstein's inequality,

$$\begin{aligned} \text{pr}(\|B_k - B_l\|_F^2 \leq n(r-1)) &= \text{pr}\left(\sum_{i=1}^n \sum_{j=1}^{r-1} (B_{k,ij} - B_{l,ij})^2 - 2n(r-1) \leq -n(r-1)\right) \\ &\leq \exp\left\{-\frac{n^2(r-1)^2/2}{4n(r-1) + 2n(r-1)/3}\right\} < \exp\{-n(r-1)/10\}. \end{aligned}$$

Therefore, whenever $M \leq \exp(n(r-1)/20)$, there is a positive probability that

$$\min_{1 \leq k < l \leq M} \{\|B_k - B_l\|_F^2\} \geq n(r-1), \quad (\text{A.25})$$

which means that we can find fixed $B_1, \dots, B_M \in \{-1, 1\}^{n \times (r-1)}$ such that (A.25) holds. For the rest of proof, we assume B_1, \dots, B_M are such fixed matrices while $M = \lfloor \exp(n(r-1)/20) \rfloor$. Note that $r-1 \leq p/2$, we consider the following set of random rank- r matrices,

$$X_k = \begin{bmatrix} p^{-1} & \cdots & p^{-1} \\ \vdots & & \vdots \\ p^{-1} & \cdots & p^{-1} \end{bmatrix}_{n \times p} + \begin{bmatrix} r-1 & r-1 & p-2r+2 \\ \nu B_k & -\nu B_k & 0 \end{bmatrix},$$

where $0 < \nu < (\beta_X - 1)/p \wedge (1 - \alpha_X)/p$ is a to-be-determined constant. Then for $k \neq l$,

$$\begin{aligned} \|X_k - X_l\|_F^2 &= 2\nu^2 \|B_k - B_l\|_F^2 \geq 2\nu^2 n(r-1), \\ \text{D}(X_k, X_l) &\geq c_1 p \|X_k - X_l\|_F^2 \geq 2c_1 \nu^2 n p (r-1), \end{aligned}$$

where we use Lemma A2 in the second inequality, and $c_1 = \alpha_X / (2\beta_X^2)$. We also fix $R = n^{-1} \mathbf{1}_n$ as the uniform distribution for each row. Suppose $P_k \sim \text{Mult}(N, n^{-1} X_k)$, i.e., the multinomial distribution corresponding to composition X_k and R . Based on (A.24) and Lemma A2, we have the following upper bound for the Kullback-Leibler divergence between random matrices P_k and P_l ,

$$\begin{aligned} \text{D}_{KL}(P_k, P_l) &= N \sum_{i=1}^n \sum_{j=1}^p n^{-1} X_{k,ij} \log(X_{k,ij}/X_{l,ij}) \\ &= \frac{N}{n} \text{D}(X_k, X_l) \leq \frac{\beta_X N p}{2\alpha_X^2 n} \|X_k - X_l\|_F^2 = \frac{c_2 \nu^2 N p}{4n} \|B_k - B_l\|_F^2 \leq c_2 \nu^2 N p (r-1), \end{aligned}$$

where $c_2 = 2\alpha_X^{-2} \beta_X$. Using the generalized Fano's method (Lemma 3 in Yu (1997)),

$$\inf_{\hat{X}} \sup_{X \subseteq \{X_1, \dots, X_M\}} E \left\| \hat{X} - X \right\|_F^2 \geq \nu^2 n(r-1) [1 - (\log M)^{-1} \{c_2 \nu^2 N p (r-1) + \log 2\}].$$

We further set $\nu^2 = C_\nu n / (Np)$ for some small constant $C_\nu > 0$ such that $\{C_\nu c_2 n(r-1) + \log(2)\} / \{n(r-1)/20\} < 1/2$, then the lower bound above becomes

$$\inf_{\hat{X}} \sup_{X \subseteq \{X_1, \dots, X_M\}} E \left\| \hat{X} - X \right\|_F^2 \geq C_\nu n^2 (r-1) / (2Np),$$

which implies

$$\inf_{\hat{X}} \sup_{X \subseteq \{X_1, \dots, X_M\}} \frac{p}{n} E \left\| \hat{X} - X \right\|_F^2 \geq \frac{C_\nu n(r-1)}{2N} = \frac{C_\nu (r-1)(n \vee p)}{2N}.$$

We can similarly derive that, for some constant C' ,

$$\inf_{\widehat{X}} \sup_{X \subseteq \{X_1, \dots, X_M\}} n^{-1} D(X, \widehat{X}) \geq C'(r-1)(n \vee p)/N.$$

If $r \geq 2$, $r-1 \geq r/2$ and the desired lower bound is obtained.

- If $n < p$, the proof is essentially the same as the case of $n \geq p$. Here we construct M copies of *i.i.d.* Rademacher random matrices: $B_1, \dots, B_M \in \mathbb{R}^{(r-1) \times \lfloor p/2 \rfloor}$, and the following set of random rank- r matrices,

$$X_k = \begin{bmatrix} p^{-1} & \dots & p^{-1} \\ \vdots & & \vdots \\ p^{-1} & \dots & p^{-1} \end{bmatrix}_{n \times p} + \frac{r-1}{n-r+1} \begin{bmatrix} \lfloor p/2 \rfloor & \lfloor p/2 \rfloor & p-2\lfloor p/2 \rfloor \\ \nu B_k & -\nu B_k & 0 \\ 0 & 0 & 0 \end{bmatrix}.$$

We omit the rest of the proof as it is essentially the same as the part for $n \geq p$.

A.3. Proof of Corollary 1

First, by the mean-value theorem for the function $f(x) = x \log(x)$, there exists ξ_{ij} between X_{ij} and \widehat{X}_{ij} such that

$$X_{ij}^* \log X_{ij}^* = \widehat{X}_{ij} \log \widehat{X}_{ij} + \log \xi_{ij} (X_{ij}^* - \widehat{X}_{ij}) + (X_{ij}^* - \widehat{X}_{ij}).$$

Thus,

$$\begin{aligned} \frac{1}{n} \sum_{i=1}^n (H_{\text{sh}}(\widehat{X}_i) - H_{\text{sh}}(X_i^*))^2 &= \frac{1}{n} \sum_{i=1}^n \left(\sum_{j=1}^p X_{ij}^* \log X_{ij}^* - \widehat{X}_{ij} \log \widehat{X}_{ij} \right)^2 \\ &= \frac{1}{n} \sum_{i=1}^n \left\{ \sum_{j=1}^p \log \xi_{ij} (X_{ij}^* - \widehat{X}_{ij}) + \sum_{j=1}^p (X_{ij}^* - \widehat{X}_{ij}) \right\}^2 = \frac{1}{n} \sum_{i=1}^n \left\{ \sum_{j=1}^p \log \xi_{ij} (X_{ij}^* - \widehat{X}_{ij}) \right\}^2 \\ &\leq \log^2(p/\alpha_X) \frac{p}{n} \|\widehat{X} - X^*\|_F^2. \end{aligned}$$

The third equality uses $\sum_{j=1}^p X_{ij}^* = \sum_{j=1}^p \widehat{X}_{ij} = 1$ and the last inequality uses Cauchy-Schwarz inequality and $0 < \alpha_X/p \leq \xi_{ij} \leq \beta_X/p \leq 1$. The above inequality, together with (15), implies (17).

We can similarly prove (18) using mean-value theorem and Cauchy-Schwarz inequality:

$$\begin{aligned} \frac{1}{n} \sum_{i=1}^n (H_{\text{sp}}(\widehat{X}_i) - H_{\text{sp}}(X_i^*))^2 &= \frac{1}{n} \sum_{i=1}^n \left(\sum_{j=1}^p \widehat{X}_{ij}^2 - X_{ij}^{*2} \right)^2 \\ &= \frac{1}{n} \sum_{i=1}^n \left\{ \sum_{j=1}^p 2\xi_{ij} (\widehat{X}_{ij} - X_{ij}^*) \right\}^2 \leq \frac{4\beta_X^2 p}{p^2} \frac{p}{n} \|\widehat{X} - X^*\|_F^2. \end{aligned}$$

A.4. Proof of Proposition 1

First, the object function with Lagrange multipliers of the optimization problem (11) is

$$2^{-1} \|\widehat{x} - x\|_2^2 + \mu \left(\sum_{i=1}^p \widehat{x}_i - 1 \right) + \sum_{i=1}^p \lambda_i (\widehat{x}_i - \beta_X/p) + \sum_{i=1}^p \gamma_i (\alpha_X/p - \widehat{x}_i), \quad \lambda_i, \gamma_i \geq 0.$$

Then the Karush-Kuhn-Tucker condition for optimization problem (11) is:

$$\widehat{x} - x + \mu \mathbf{1}_p + (\lambda_1, \dots, \lambda_p)^\top - (\gamma_1, \dots, \gamma_p)^\top = 0, \quad (\text{A.26})$$

$$\sum_{i=1}^n \hat{x}_i = 1, \quad \alpha_X/p \leq \hat{x}_i \leq \beta_X/p, \quad (\text{A.27})$$

$$\lambda_i, \quad \gamma_i \geq 0, \quad \lambda_i(\hat{x}_i - \beta_X/p) = 0, \quad \gamma_i(\alpha_X/p - \hat{x}_i) = 0, \quad (\text{A.28})$$

Since the optimization problem (11) has an optimum, there exist dual variables λ_i, γ_i, μ such that (A.26)–(A.28) all hold. Now we prove the following fact:

$$\hat{x}_i = \{(x_i + \mu) \wedge (\beta_X/p)\} \vee (\alpha_X/p) \quad (\text{A.29})$$

for all $i \in [p]$. In fact, by (A.26),

$$\hat{x}_i = x_i - \mu - \lambda_i + \gamma_i, \quad \lambda_i \geq 0, \gamma_i \geq 0 \quad (\text{A.30})$$

for any i . Then we prove (A.29) in five different situations:

- when $x_i - \mu > \beta_X/p$, since $\hat{x}_i \leq \beta_X/p$, by (A.30) we have $\lambda_i > 0$, which means $\hat{x}_i = \beta_X/p$ by (A.28);
- when $x_i - \mu < \alpha_X/p$, we can similarly show that $\hat{x}_i = \alpha_X/p$ by symmetry;
- when $\alpha_X/p < x_i - \mu < \beta_X/p$, let us consider the situation if $\hat{x}_i = \beta_X/p$. In such a case $\hat{x}_i \neq \alpha_X/p$ thus $\gamma_i = 0$ by (A.28). Also by (A.30), $\hat{x}_i = x_i - \mu - \lambda_i \leq x_i - \mu < \beta_X/p$, which is a contradiction, therefore $\hat{x}_i \neq \beta_X/p$. Similarly $\hat{x}_i \neq \alpha_X/p$. Thus we must have $\lambda_i = \gamma_i = 0$ and $\hat{x}_i = x_i - \mu = \{(x_i - \mu) \wedge (\beta_X/p)\} \vee (\alpha_X/p)$ in this case;
- when $x_i - \mu = \beta_X/p$, we first have $\hat{x}_i \leq \beta_X/p$ by (A.27). Let us consider the situation if $\hat{x}_i < \beta_X/p$. In such case, $\lambda_i = 0$ by (A.28), then $\hat{x}_i = x_i - \mu - 0 + \gamma_i \geq \beta_X/p$, which is a contradiction. Therefore, we must have $\hat{x}_i = \beta_X/p$;
- when $x_i - \mu = \alpha_X/p$, by symmetry we can still prove $\hat{x}_i = \alpha_X/p$.

To sum up, in all situations we have \hat{x} satisfies (A.29). Next, in order to solve \hat{x} , we only need to find out μ . Let

$$F(\mu) = \sum_{i=1}^p \{(x_i - \mu) \wedge (\beta_X/p)\} \vee (\alpha_X/p).$$

Then $F(\mu)$ is a continuous, non-increasing and piece-wise linear function of μ with all possible end points of segments in $\{x_i - \alpha_X/p, x_i - \beta_X/p\}_{i=1}^p$. Also, by $\sum_{i=1}^p x_i = 1$, we must have $F(\mu) = 1$. In order to search for the solution for $F(\mu) = 1$, we let $v = \{x_i - \alpha_X/p, x_i - \beta_X/p\}_{i=1}^{2p}$, sort v to $v_{(1)}, \dots, v_{(2p)}$, calculate $d_j = F(v_{(j)}) - 1$, and search for j^* such that $d_{j^*} \geq 0, d_{j^*+1} \leq 0$. In such a case, the desired μ must be between $v_{(j^*)}$ and $v_{(j^*+1)}$. This is exactly what the Proposition 1 proposed. Therefore we have finished the proof for Proposition 1.

A.5. Proof of Lemma A1

For notational simplicity, we denote $\Delta = \hat{X} - X^*$. According to (A.4) and Taylor's expansion,

$$\mathcal{L}_N(\hat{X}) - \mathcal{L}_N(X^*) - \langle \nabla \mathcal{L}_N(X^*), \Delta \rangle = \frac{1}{2N} \sum_{k=1}^N \frac{\langle \Delta, E_k \rangle^2}{\langle \xi, E_k \rangle^2}, \quad \xi_{ij} \text{ is between } \hat{X}_{ij} \text{ and } X_{ij}^*. \quad (\text{A.31})$$

Adding $\langle \nabla \mathcal{L}_N(X^*), \Delta \rangle$ on both sides, we further obtain

$$\begin{aligned}
\frac{1}{2N} \sum_{k=1}^N \frac{\langle \Delta, E_k \rangle^2}{\langle \xi, E_k \rangle^2} &= \mathcal{L}_N(\widehat{X}) - \mathcal{L}_N(X^*) - \langle \nabla \mathcal{L}_N(X^*), \Delta \rangle \\
&\leq -\langle \nabla \mathcal{L}_N(X^*), \Delta \rangle + \lambda \left(\|X^*\|_* - \|\widehat{X}\|_* \right) \\
&= -\langle \nabla \mathcal{L}_N(X^*) + R1_p^\top, \Delta \rangle + \lambda \left(\|X^*\|_* - \|\widehat{X}\|_* \right) \\
&\leq \|\nabla \mathcal{L}_N(X^*) + R1_p^\top\|_2 \|\Delta\|_* + \lambda \left(\|X^*\|_* - \|\widehat{X}\|_* \right). \tag{A.32}
\end{aligned}$$

The third line comes from the identity $\langle R1_p^\top, \Delta \rangle = \langle R, \Delta 1_p \rangle = \langle R, 0_n \rangle = 0$ and the fourth inequality is the Hölder's inequality between the nuclear norm and operator norm. To further upper bound the nuclear norm $\|\Delta\|_*$, we state two useful technical results.

LEMMA 3. *Assume there exist constants $\alpha_R, \beta_R, \alpha_X$, and β_X such that, for any $i \in [n]$ and $j \in [p]$, $\alpha_R/n \leq R_i \leq \beta_R/n$, $\alpha_X/p \leq X_{ij}^* \leq \beta_X/p$. Conditioning on fixed N , where $N > (n \vee p) \log(n+p)$, with probability at least $1 - (n+p)^{-1}$, we have*

$$\|\nabla \mathcal{L}_N(X^*) + R1_p^\top\|_2 \leq \left\{ \frac{2}{3\alpha_X} + 2 \left(\frac{1}{9\alpha_X^2} + \frac{\beta_R}{\alpha_X} \right)^{1/2} \right\} \left\{ \frac{p(n \vee p) \log(n+p)}{nN} \right\}^{1/2}.$$

Based on Lemma A3, with probability proceeding $1 - (n+p)^{-1}$, the selected tuning parameter λ satisfies $\lambda \geq 2\|\nabla \mathcal{L}_N(X^*) + R1_p^\top\|_2$. We complete the proof by using the following lemma.

LEMMA 4. *If (A.32) holds and $\lambda \geq 2\|\nabla \mathcal{L}_N(X^*) + R1_p^\top\|_2$, we have the following upper bound for the nuclear norm of $\Delta = \widehat{X} - X^*$:*

$$\|\Delta\|_* \leq 4\sqrt{(2r)}\|\Delta\|_F + 4 \sum_{i=r+1}^{n \wedge p} \sigma_i(X^*).$$

A.6. Proof of Lemma A2

By using Taylor's expansion of function $\log(B_{ij})$ at A_{ij} , we can rewrite the Kullback-Leibler divergence $D(A, B)$ as

$$D(A, B) = \sum_{i,j} -A_{ij} \log \frac{B_{ij}}{A_{ij}} = \sum_{i,j} \left\{ -(B_{ij} - A_{ij}) + \frac{A_{ij}}{2\xi_{ij}^2} (B_{ij} - A_{ij})^2 \right\} = \sum_{i,j} \frac{A_{ij}}{2\xi_{ij}^2} (B_{ij} - A_{ij})^2,$$

where ξ_{ij} is a quantity between B_{ij} and A_{ij} . Here, we used the fact that $\sum_{i,j} A_{ij} = \sum_{i,j} B_{ij} = n$ in the third equality. Since A_{ij} and $B_{ij} \in [\alpha_X/p, \beta_X/p]$, we complete the proof by

$$D(A, B) = \sum_{i,j} \frac{A_{ij}}{2\xi_{ij}^2} (B_{ij} - A_{ij})^2 \leq \frac{\beta_X/p}{2(\alpha_X/p)^2} \sum_{i,j} (B_{ij} - A_{ij})^2 = \frac{\beta_X p}{2\alpha_X^2} \|A - B\|_F^2,$$

$$D(A, B) = \sum_{i,j} \frac{A_{ij}}{2\xi_{ij}^2} (B_{ij} - a_{ij})^2 \geq \frac{\alpha_X/p}{2(\beta_X/p)^2} \sum_{i,j} (B_{ij} - A_{ij})^2 = \frac{\alpha_X p}{2\beta_X^2} \|A - B\|_F^2.$$

A.7. Proof of Lemma A3

We rewrite $\nabla \mathcal{L}_N(X^*) + R1_p^\top = N^{-1} \sum_{k=1}^N Y_k$, where $Y_k = -\langle X^*, E_k \rangle^{-1} E_k + R1_p^\top$ with $E(Y_k) = 0$. Note that, under the assumption that $\alpha_R/n \leq R_i \leq \beta_R/n$, using Weyl's inequality, for any $X^* \in \mathcal{S}(\alpha_X, \beta_X)$, we have

$$\|Y_k\|_2 = \left\| -\langle E_k, X^* \rangle^{-1} E_k + R1_p^\top \right\|_2 \leq \max_{i,j} \left\| X_{ij}^{*-1} e_i e_j^\top \right\|_2 + \|R1_p^\top\|_2 \leq \alpha_X^{-1} p + \beta_R \sqrt{(n^{-1}p)}.$$

We also observe that

$$EY_k^\top Y_k = \sum_{i,j} X_{ij}^*{}^{-1} R_i e_j e_j^\top - \|R\|_2^2 1_p 1_p^\top \quad \text{and} \quad EY_k Y_k^\top = \sum_{i,j} X_{ij}^*{}^{-1} R_i e_i e_i^\top - p R R^\top.$$

Hence, we apply Weyl's inequality to $EY_k^\top Y_k$ and $EY_k Y_k^\top$ and obtain

$$\begin{aligned} \|EY_k^\top Y_k\|_2 &\leq \left\| \sum_{i,j} \frac{R_i}{X_{ij}^*} e_j e_j^\top \right\|_2 + \|R\|_2^2 \|1_p 1_p^\top\|_2 = \max_{1 \leq j \leq p} \sum_{i=1}^n \frac{R_i}{X_{ij}^*} + p \sum_{i=1}^n R_i^2 \\ &\leq \frac{p}{\alpha_X} \sum_{i=1}^n R_i + p \max_i R_i \cdot \sum_{i=1}^n R_i \leq \frac{p}{\alpha_X} + \frac{\beta_{RP}}{n}, \end{aligned}$$

$$\|EY_k Y_k^\top\|_2 \leq \left\| \sum_{i,j} \frac{R_i}{X_{ij}^*} e_i e_i^\top \right\|_2 + \|p R R^\top\|_2 = \max_{1 \leq i \leq n} \sum_{j=1}^p \frac{R_i}{X_{ij}^*} + p \sum_{i=1}^n R_i^2 \leq \frac{\beta_{RP}^2}{\alpha_X n} + \frac{\beta_{RP}}{n}.$$

Write $M = \alpha_X^{-1} p + \beta_R \sqrt{(n-1)p}$ and $\sigma^2 = n^{-1} N p \{\beta_R + \alpha_X^{-1} (n \vee \beta_{RP})\}$, and set

$$t_0 = \frac{2 \log(n+p) M}{3N} + \left\{ \frac{4 \log^2(n+p) M^2}{9N^2} + \frac{4\sigma^2 \log(n+p)}{N^2} \right\}^{1/2}.$$

Then applying Lemma A5, with any $t > t_0$, we have

$$P\left(\|\nabla \mathcal{L}_N(X^*) + R 1_p^\top\|_2 \geq t\right) \leq (n+p) \exp\left(-\frac{N^2 t_0^2 / 2}{\sigma^2 + MN t_0 / 3}\right) \leq (n+p)^{-1}.$$

Since $M \leq (\alpha_X^{-1} + o(1))p$ and $\sigma^2 \leq (\alpha_X^{-1} \beta_R + o(1))Np(n \vee p)/n$, by the condition that $N > (n+p) \log(n+p)$, we have

$$t_0 \leq \left\{ \frac{2}{3\alpha_X} + 2 \left(\frac{1}{9\alpha_X^2} + \frac{\beta_R}{\alpha_X} \right)^{1/2} \right\} \left\{ \frac{p(n \vee p) \log(n+p)}{nN} \right\}^{1/2}.$$

and have completed the proof.

A.8. Proof of Lemma A4

We observe that (A.32) is essentially equivalent to Lemma 1 (B.2) in Negahban & Wainwright (2011). Therefore, following their results, under the assumption $\lambda \geq 2\|\nabla \mathcal{L}_N(X^*) + R 1_p^\top\|_2$, for each $r \leq n \wedge p$, there exists an orthogonal decomposition $\Delta = \Delta' + \Delta''$, where the rank of Δ' is no more than $2r$ and Δ'' satisfies

$$\|\Delta''\|_* \leq 3\|\Delta'\|_* + 4 \sum_{i=r+1}^{n \wedge p} \sigma_i(X^*) \quad \text{and} \quad \|\Delta\|_F^2 = \|\Delta'\|_F^2 + \|\Delta''\|_F^2.$$

Using the triangle inequality and $\|\Delta'\|_* \leq \sqrt{(2r)}\|\Delta'\|_F \leq \sqrt{(2r)}\|\Delta\|_F$, we obtain

$$\|\Delta\|_* \leq \|\Delta'\|_* + \|\Delta''\|_* \leq 4\|\Delta'\|_* + 4 \sum_{i=r+1}^{n \wedge p} \sigma_i(X^*) \leq 4\sqrt{(2r)}\|\Delta\|_F + 4 \sum_{i=r+1}^{n \wedge p} \sigma_i(X^*),$$

which completes the proof.

A.9. Concentration Inequalities

LEMMA 5. Let $\{Y_k\}_{k=1}^N$ be independent $n \times p$ zero-mean random matrices such that $\|Y_k\|_2 \leq M$ and define $\sigma^2 = \max\left\{\sum_{k=1}^N \|EY_k^\top Y_k\|_2, \sum_{k=1}^N \|EY_k Y_k^\top\|_2\right\}$. For all $t > 0$, we have

$$P\left[\left\|\frac{1}{N}\sum_{k=1}^N Y_k\right\|_2 \geq t\right] \leq (n+p)\exp\left(-\frac{N^2 t^2/2}{\sigma^2 + MNt/3}\right). \quad (\text{A.33})$$

In addition, the expected spectral norm satisfies

$$\left(E\left\|\sum_{k=1}^N Y_k\right\|_2^2\right)^{1/2} \leq \{28\log(n+p)\sigma^2\}^{1/2} + 28\log(n+p)M. \quad (\text{A.34})$$

Proof. The proof of concentration inequality (A.33) follows, for example, Theorem 1.6 of Tropp (2011). The proof of inequality (A.34) follows, for example, Theorem 1 of Tropp (2015). \square

LEMMA 6. Let $n \times p$ random matrices $\{E_k\}_{k=1}^N$ be independent and identically distributed with distribution $\Pi = (R1_p^\top) \circ X^*$ on $\{e_i(n)e_j^\top(p), (i, j) \in [n] \times [p]\}$ and $\{\varepsilon_k\}_{k=1}^N$ is an i.i.d Rademacher sequence. Assume that $\alpha_R/n \leq R_i \leq \beta_R/n$, for any $X^* \in \mathcal{S}(\alpha_X, \beta_X)$, we have the upper bound

$$E\left\|\frac{1}{N}\sum_{k=1}^N \varepsilon_k E_k\right\|_2 \leq \left\{\frac{28\log(n+p)(\beta_R/n \vee \beta_X/p)}{N}\right\}^{1/2} + \frac{28\log(n+p)}{N}. \quad (\text{A.35})$$

Proof. We establish this bound by applying Lemma A5. Let $Y_k = \varepsilon_k E_k$, we first calculate the terms M and σ^2 involved in Lemma A5. According to the definition of ε_k and E_k ,

$$M = \max_{1 \leq k \leq N} \|Y_k\|_2 = \max_{1 \leq k \leq N} \|\varepsilon_k E_k\|_2 = 1.$$

Also note that,

$$E[Y_k^\top Y_k] = E[\varepsilon_k^2 E_k^\top E_k] = \sum_{i,j} R_i X_{ij}^* e_j(p) e_j^\top(p) \text{ and } E[Y_i^\top Y_i] = E[\varepsilon_k^2 E_k E_k^\top] = \sum_{i,j} R_i X_{ij}^* e_i(n) e_i^\top(n).$$

We observe that, under the assumption that $\alpha_R/n \leq R_i \leq \beta_R/n$, for any $X^* \in \mathcal{S}(\alpha_X, \beta_X)$, we have

$$\begin{aligned} \left\|\sum_{i,j} R_i X_{ij}^* e_j(p) e_j^\top(p)\right\|_2 &= \max_j \sum_{i=1}^n R_i X_{ij}^* \leq \sum_{i=1}^n R_i \cdot \max_{i,j} X_{ij}^* \leq \beta_X/p, \\ \left\|\sum_{i,j} R_i X_{ij}^* e_i(n) e_i^\top(n)\right\|_2 &= \max_i \sum_{j=1}^p R_i X_{ij}^* \leq \sum_{j=1}^p X_{ij}^* \cdot \max_i R_i \leq \beta_R/n. \end{aligned}$$

As a result, $\sigma^2 \leq N(\beta_X/p \vee \beta_R/n)$. By applying Jensen's inequality and (A.34), we obtain

$$E\left\|\frac{1}{N}\sum_{k=1}^N \varepsilon_k E_k\right\|_2 \leq \left(E\left\|\frac{1}{N}\sum_{k=1}^N \varepsilon_k E_k\right\|_2^2\right)^{1/2} \leq \left\{\frac{28\log(n+p)(\beta_R/n \vee \beta_X/p)}{N}\right\}^{1/2} + \frac{28\log(n+p)}{N},$$

which has finished the proof of this lemma. \square

LEMMA 7. Suppose $X^* \in \mathcal{S}(\alpha_X, \beta_X)$. Let $n \times p$ random matrices $\{E_k\}_{k=1}^N$ be independent and identically distributed with distribution $\Pi = (R1_p^\top) \circ X^*$ on $\{e_i(n)e_j^\top(p), (i, j) \in [n] \times [p]\}$. We

define a constraint set $\mathcal{D}(T)$ for $T > 0$,

$$\mathcal{D}(T) = \left\{ A \in \mathcal{S}(\alpha_X, \beta_X) \mid \begin{array}{l} \text{D}(X^*, A) \leq T, \\ \|X^* - A\|_* \leq 4\sqrt{(2r)}\|X^* - A\|_F + 4 \sum_{i=r+1}^{n \wedge p} \sigma_i(X^*) \end{array} \right\}, \quad (\text{A.36})$$

where $\beta_X > \alpha_X$. We also define

$$Z_T = \sup_{A \in \mathcal{D}(T)} \left| N^{-1} \sum_{k=1}^N \langle \log X^* - \log A, E_k \rangle - \sum_{i,j} R_i X_{ij}^* \log(X_{ij}^*/A_{ij}) \right|.$$

Under the assumption that $\alpha_R/n \leq R_i \leq \beta_R/n$, we have

$$P \left\{ Z_T \geq \frac{\alpha_R T}{4n} + E(n, p, r) \right\} \leq \exp \left[- \frac{\alpha_R^2 N T^2}{512 \{n \log(\beta_X/\alpha_X)\}^2} \right],$$

where $E(n, p, r)$ is defined in (A.7) as

$$\begin{aligned} E(n, p, r) &= \frac{2048 \beta_X^2 n p r}{\alpha_X^3 \alpha_R} \left[\left\{ \frac{28 \log(n+p) (\beta_R/n \vee \beta_X/p)}{N} \right\}^{1/2} + \frac{28 \log(n+p)}{N} \right]^2 \\ &+ \frac{16p}{\alpha_X} \left[\left\{ \frac{28 \log(n+p) (\beta_R/n \vee \beta_X/p)}{N} \right\}^{1/2} + \frac{28 \log(n+p)}{N} \right] \sum_{i=r+1}^{n \wedge p} \sigma_i(X^*). \end{aligned}$$

Proof. By the entrywise upper and lower bounds of X^* and all matrices in $\mathcal{S}(\alpha_X, \beta_X)$,

$$\sup_{A, X^* \in \mathcal{S}(\alpha_X, \beta_X)} \max_{i,j} |\log X_{ij}^* - \log A_{ij}| \leq \log(\beta_X/\alpha_X),$$

we obtain the following concentration inequality by a version of empirical process Hoeffding's inequality (Massart et al. (2000); also see Theorem 14.2 of Bühlmann & Van De Geer (2011)),

$$P \{ Z_T - EZ_T \geq \alpha_R T / (8n) \} \leq \exp \left[- \frac{\alpha_R^2 N T^2}{512 \{n \log(\beta_X/\alpha_X)\}^2} \right]. \quad (\text{A.37})$$

It remains to upper bound the quantity EZ_T . By a symmetrization argument due (van der Vaart & Wellner (1996); also see Theorem 14.3 in Bühlmann & Van De Geer (2011)), we obtain

$$\begin{aligned} E(Z_T) &= E \sup_{A \in \mathcal{D}(T)} \left| N^{-1} \sum_{k=1}^N \langle \log X^* - \log A, E_k \rangle - \sum_{i,j} R_i X_{ij}^* \log(X_{ij}^*/A_{ij}) \right| \\ &= E \sup_{A \in \mathcal{D}(T)} \left| N^{-1} \sum_{k=1}^N \langle \log X^* - \log A, E_k \rangle - E \left(N^{-1} \sum_{k=1}^N \langle \log X^* - \log A, E_k \rangle \right) \right| \\ &\leq 2E \left(\sup_{A \in \mathcal{D}(T)} \left| N^{-1} \sum_{k=1}^N \varepsilon_k \langle \log X^* - \log A, E_k \rangle \right| \right) \\ &= 2E \left(\sup_{A \in \mathcal{D}(T)} \left| N^{-1} \sum_{k=1}^N \varepsilon_k \sum_{i,j} \mathbb{I}_{(E_k = e_i(n) e_j^\top(p))} \log(X_{ij}^*/A_{ij}) \right| \right), \end{aligned}$$

where $\{\varepsilon_k\}_{k=1}^N$ is an independent and identically distributed Rademacher sequence. For any number $k \in [N]$, there exists an (i_k, j_k) pair such that $e_{i_k}(n) e_{j_k}^\top(p) = E_k$. We accordingly define

$$\phi_k(t) = \begin{cases} \alpha_X p^{-1} \{ \log X_{i_k j_k}^* - \log(X_{i_k j_k}^* + t) \}, & \text{if } t \geq \alpha_X/p - X_{i_k j_k}^*; \\ \alpha_X p^{-1} \{ \log X_{i_k j_k}^* - \log(\alpha_X/p) \}, & \text{if } t < \alpha_X/p - X_{i_k j_k}^*. \end{cases}$$

Since $|\phi'_k(t)| \leq 1$ for $t \geq \alpha_X/p - X_{i_k j_k}^*$; $\phi'_k(t) = 0$ for $t < \alpha_X/p - X_{i_k j_k}^*$, $\phi_k(t)$ is a contraction map such that

$$|\phi_k(x) - \phi_k(y)| \leq |x - y|, \quad \forall x, y \in \mathbb{R}; \quad \phi_k(0) = 0.$$

Then the contraction principle (Theorem 14.4 in Bühlmann & Van De Geer (2011); Ledoux & Talagrand (2013)), together with Hölder's inequality between nuclear and operator norm, yields

$$\begin{aligned} E(Z_T) &\leq 2E \left\{ \sup_{A \in \mathcal{D}(T)} \left| N^{-1} \sum_{k=1}^N \varepsilon_k \sum_{i,j} \mathbb{I}_{(E_k = e_i(n) e_j^\top(p))} \log(X_{i_k j_k}^*/A_{i_k j_k}) \right| \right\}, \\ &= 2E \left\{ \sup_{A \in \mathcal{D}(T)} \left| N^{-1} \sum_{k=1}^N \varepsilon_k \cdot \alpha_X^{-1} p \phi_k(A_{i_k j_k} - X_{i_k j_k}^*) \right| \right\} \\ &= 2E \left[E \left\{ \sup_{A \in \mathcal{D}(T)} \left| N^{-1} \sum_{k=1}^N \varepsilon_k \cdot \alpha_X^{-1} p \phi_k(A_{i_k j_k} - X_{i_k j_k}^*) \right| \middle| E_1, \dots, E_N \right\} \right] \quad (\text{A.38}) \\ &\leq 2E \left[2E \left\{ \sup_{A \in \mathcal{D}(T)} \left| N^{-1} \sum_{k=1}^N \varepsilon_k \cdot \alpha_X^{-1} p (A_{i_k j_k} - X_{i_k j_k}^*) \right| \middle| E_1, \dots, E_N \right\} \right] \\ &= 4\alpha_X^{-1} p E \left\{ \sup_{A \in \mathcal{D}(T)} \left| N^{-1} \sum_{k=1}^N \langle X^* - A, \varepsilon_k E_k \rangle \right| \right\} \\ &\leq 4\alpha_X^{-1} p \sup_{A \in \mathcal{D}(T)} \left(\|X^* - A\|_* E \left\| N^{-1} \sum_{k=1}^N \varepsilon_k E_k \right\|_2 \right). \end{aligned}$$

We bound $E \left\| N^{-1} \sum_{k=1}^N \varepsilon_k E_k \right\|_2$ by applying Lemma A6,

$$E \left\| N^{-1} \sum_{k=1}^N \varepsilon_k E_k \right\|_2 \leq \left\{ \frac{28 \log(n+p) (\beta_R/n \vee \beta_X/p)}{N} \right\}^{1/2} + \frac{28 \log(n+p)}{N}. \quad (\text{A.39})$$

Under the assumption that $A \in \mathcal{D}_T$ and applying Lemma A2, we have

$$\begin{aligned} \sup_{A \in \mathcal{D}(T)} \|X^* - A\|_* &\leq 4\sqrt{(2r)} \sup_{A \in \mathcal{D}(T)} \|X^* - A\|_F + 4 \sum_{i=r+1}^{n \wedge p} \sigma_i(X^*) \\ &\leq \sup_{A \in \mathcal{D}(T)} 8 \left\{ \beta_X^2 r / (\alpha_X p) \text{D}(X^*, A) \right\}^{1/2} + 4 \sum_{i=r+1}^{n \wedge p} \sigma_i(X^*) \\ &\leq 8 \left\{ \beta_X^2 r T / (\alpha_X p) \right\}^{1/2} + 4 \sum_{i=r+1}^{n \wedge p} \sigma_i(X^*). \quad (\text{A.40}) \end{aligned}$$

Combining inequalities (A.38), (A.39), (A.40), and the arithmetic-geometry inequality yields,

$$\begin{aligned} E(Z_T) &\leq \frac{16p}{\alpha_X} \left[\left\{ \frac{28 \log(n+p) (\beta_R/n \vee \beta_X/p)}{N} \right\}^{1/2} + \frac{28 \log(n+p)}{N} \right] \left[2 \left(\frac{\beta_X^2 r T}{\alpha_X p} \right)^{1/2} + \sum_{i=r+1}^{n \wedge p} \sigma_i(X^*) \right] \\ &\leq \frac{2048 \beta_X^2 n p r}{\alpha_X^3 \alpha_R} \left[\left\{ \frac{28 \log(n+p) (\beta_R/n \vee \beta_X/p)}{N} \right\}^{1/2} + \frac{28 \log(n+p)}{N} \right]^2 + \alpha_R T / (8n) \\ &\quad + \frac{16p}{\alpha_X} \left[\left\{ \frac{28 \log(n+p) (\beta_R/n \vee \beta_X/p)}{N} \right\}^{1/2} + \frac{28 \log(n+p)}{N} \right] \sum_{i=r+1}^{n \wedge p} \sigma_i(X^*) \end{aligned}$$

$$=E(n, p, r) + \alpha_R T / (8n).$$

Finally, plugging the upper bound of $E(Z_T)$ into concentration inequality (A.37), we obtain

$$\text{pr}(Z_T \geq \alpha_R T / (4n) + E(n, p, r)) \leq \exp \left[-\frac{\alpha_R^2 N T^2}{512 \{n \log(\beta_X / \alpha_X)\}^2} \right]$$

and have finished the proof of this lemma. \square