

# Extended Sammon Projection and Wavelet Kernel Extreme Learning Machine for Gait-based Legitimate User Identification on Smartphones

Muhammad Ahmad\*  
Innopolis University, Russia  
University of Messina, Italy  
mahmad00@gmail.com

Adil Mehmood Khan  
Innopolis University,  
Innopolis, Russia  
a.khan@innopolis.ru

Manuel Mazzara  
Innopolis University,  
Innopolis, Russia  
m.mazzara@innopolis.ru

Salvatore Distefano  
University of Messina, Italy  
sdistefano@unime.it

Amjad Ali  
School of Electrical Engineering,  
Korea University, Seoul, Korea

Ali Tufail  
Islamic University of Medina,  
Saudi Arabia

## ABSTRACT

Smartphones have ubiquitously integrated into our home and work environments, however, the user normally relies on explicit but inefficient identification processes in a controlled environment. Therefore, when the device is stolen, the attacker can have access to the user's personal information and services against the stored password/s. As a result of this potential scenario, this work demonstrates the possibilities of legitimate user identification in a semi-controlled environment through the built-in smartphones motion dynamics captured by two different sensors. This is a two-fold process, sub-activity recognition based user identification using the wavelet kernel extreme learning machine (KELM) to first recognize the performed activity and then identifies whether the recognized activity is performed by the legitimate user or impostor. Prior to the identification; Extended Sammon Projection (ESP) method has been deployed to reduce the redundancy between the features. To validate the proposed system, we first collected data from 20 users walking with their device freely placed in one of their pants pockets (front right, front left, back right and back left pocket). Through extensive experimentation's using overall and average-one-subject-cross-validation, we demonstrate that together time and frequency domain features optimized by ESP to train the KELM is an effective system to identify the legitimate user or an impostor with 97 – 98% overall accuracy.

## KEYWORDS

Smartphone; Sensor; Feature Extraction; Feature Selection; Legitimate User; Imposture.

## ACM Reference Format:

Muhammad Ahmad\*, Adil Mehmood Khan, Manuel Mazzara, Salvatore Distefano, Amjad Ali, and Ali Tufail. 2019. Extended Sammon Projection and Wavelet Kernel Extreme Learning Machine for Gait-based Legitimate

User Identification on Smartphones. In *Proceedings of ACM SAC Conference (SAC'19)*. ACM, New York, NY, USA, Article 4, 11 pages. [https://doi.org/xx.xxx/xxx\\_x](https://doi.org/xx.xxx/xxx_x)

## 1 INTRODUCTION

In the recent past, devices such as desktop computers and laptops were our best means for staying connected to the Internet community and to have access to online services. However, with enhanced capabilities, low cost and user-friendly interfaces, smartphones have become people's first choice to stay connected to the Internet. This is equally credited to the publicly available Internet which facilitates users to access their device contents regardless of their location. According to a recent study [1], over 80% of cell phone users globally using smartphones furthermore 2.56 billion people are estimated to own smartphones by the end of 2018.

With this rapid growth trend in the usage of smartphones, device control, and data security have become extremely important. Not only personal and professional contact information is stored such as email IDs, passwords, banking details i.e. credit and debit card information, photos and videos, but users also store their sensitive and critical information in their smartphones [54]. If the device is stolen, the stored information can be used to create many troubles not only for the user but also for the individuals in their contacts. In order to secure this access, it is important to develop fast and accurate methods for legitimate user identification and block-out impostors. Ideally, these methods should detect an impostor from the moment a device is stolen with acceptable accuracy within a minimum time span.

Current identification methods such as secret PIN number (SPN) or lock codes [53] are not only risky- since tools to extract SPNs are easily available on the Internet, but also difficult to use - particularly for the elderly and physically impaired users who find entering PIN codes or screen patterns difficult. Another factor which restricts the security of SPNs-based mechanisms is that smartphones are mostly used in public places with many other people around. This increases the chances for the codes to be found-out by potential attackers. To overcome these issues, fast and secure methods are required to intelligently verify the legitimate user and to block-out impostors.

In the literature hereby referred to, several solutions were proposed addressing implicit user identification without involving the user, such as keystroke-based user identification [54], touch screen

Permission to make digital or hard copies of part or all of this work for personal or classroom use is granted without fee provided that copies are not made or distributed for profit or commercial advantage and that copies bear this notice and the full citation on the first page. Copyrights for third-party components of this work must be honored. For all other uses, contact the owner/author(s).

SAC'19, April 8-12, 2019, Limassol, Cyprus

© 2019 Copyright held by the owner/author(s).

ACM ISBN 978-1-4503-5933-7/19/04.

[https://doi.org/xx.xxx/xxx\\_x](https://doi.org/xx.xxx/xxx_x)

biometrics [22, 28], application set fingerprints [2], hybrid user identification methods-such as accelerometers and gyroscopes [6, 14, 52], and gait based user identification [4, 43]. However, these solutions only discuss one aspect of user identification, either software or hardware.

The first thing attackers do after stealing a smartphone is to walk away from the actual user. Considering this fact, the gait-based legitimate user identification methods are most efficient, as they detect the impostor from their walking or running patterns at that same time and thus can trigger an alarm to keep the real user informed. This type of legitimate user identification method protects not only the smartphone itself, as well as the stored data when the device is stolen by swiftly triggering an alarm. However, due to several contributing factors, the implementation of such real-time identification is quite challenging. There are 2 key important features in a gait-based legitimate user identification system:

- (1) The user can perform the same ambulatory sub-activity differently at different times.
- (2) Various users require a distinctive set of features for user identification: male and female have different physical characteristics, therefore, will have explicit identification processes.

This study focuses on the idea of identifying a smartphone user by applying different walking patterns, hereby referred to as sub-activities. Furthermore, it is assumed that the phone is freely placed without any particular orientation inside any of the user's pants pockets. Data on walking patterns are recorded using an embedded triaxial, where we intentionally limited the scope to just walking, in order to understand how fast and accurate can ambulatory sub-activity-based legitimate user identification be.

The aim of this research is to propose a semi-controlled environment system in which we overcome the limitations of users' age, gender, jeans style (loose or tight) and walking style (we intentionally asked users to walk differently in various times to investigate the ambulatory activity performed by each user). In this regard, the aim of our current work is to investigate several research questions relevant to building a walking-based legitimate user identification system in real life:

- (1) Does the Extended Sammon Projection (ESP), a non-linear unsupervised feature selection method improve the identification accuracy more than the other existing and well-studied unsupervised feature selection methods such as Principal Component Analysis (PCA)?
- (2) Does kernel-based Extreme Learning Machine (KELM) an effective classifier for the non-linear signal-based user identification method?
- (3) How to achieve real-time user identification in practice? Since our goal is to develop an algorithm which identifies the user in real time, thus computation complexity is extremely important. System performance measurements ought to be considered to balance the trade-off between accuracy and computational cost.
- (4) Does the data variation affect the performance of the legitimate user identification process?

Our major research obligations are towards answering the above questions using ESP and KELM methods. In this work, we introduce a novel two-fold one-subject-cross-validation based legitimate user identification system, thus addressing the above questions within a sub-activity recognition-based legitimate user identification method on smartphones, in a real-time environment.

The remainder of this paper is organized as follows: Section 2 explains related works; Section 3 describes the system design; Section 4 presents the system validation and the discussion on results, and finally, section 5 concludes with possible future directions.

## 2 RELATED WORK

The objective of this work is to provide convenience in using smartphones differently from explicit identification, by using sensor data information. Therefore, hereby we present some key related works on this field which can be categorized into two groups: implicit user identification and multiple modality biometrics. Shi, et al. [52] proposed a Sen-guard method for user identification, offering continuous and implicit user identification service for smartphone users. This method leverages the sensors available on smartphones, e.g. voice, multi-touch and location; these sensors are processed together in order to get the user's identification features implicitly. Explicit identification is performed only when there is an important evidence of change in the user activity, which is not real-time upto some extent.

In recent years, several other implicit identification approaches have been proposed leveraging smartphone's sensor devices such as accelerometer [41], touch screen [48], GPS [42] and microphone [40]. T. Feng, et al. [21] proposed to extract finger motion speed and acceleration of touch patterns as features. Luca, et al. [15] suggested to directly compute the distance between pattern traces using the dynamic time warping algorithm. Sae-Bae, et al. [49] present 22 special touch patterns for user identification, most of which involve all five fingers simultaneously. They then computed dynamic time warping distance and Freshet distance between multi-touch traces. Frank, et al. [23] studied the correlation between 22 analytic features from touch traces and classified them using k nearest neighbors and support vector machines. Shahzad, et al. [51] explained the use of touchscreen patterns as a secure unlocking mechanism at the login screen.

Moreover, the idea behind the behavior-based model is that the person's habits are a set of its attributes; therefore, each event (activity) has a correlation between two fundamental attributes: space and time. In addition, the architecture proposed in [39], utilizes the resources found in the smartphone devices, such as user calls, user schedule, GPS, device battery level, user applications, and sensors. A similar methodology has also been adopted in [45]. Clarke, et al. [12] proposed smartphone's user perception of identification, in which results showed the system implicitly and continuously performing user identification in the background. Koreman, et al. [47] recommended continuous multiple model-based approaches for user identification. Mantyjarvi, et al. [41] used an accelerometer in television remote controls to identify individuals. Gafurov, et al. [24] and Cuntoor, et al. [32] suggested an experimented user identification using gait analysis and recognition.

Jakobsson, et al. [30] put forward another unique implicit user identification framework by using recorded phone call history and location for continuous user identification.

However, these approaches present several propositions for legitimate user identification, but to some extent, all required some additional information and source. Casale, et al. [9] proposed a user verification and authentication method using gait as a biometric unobtrusive pattern. A four-layer architecture was built around the geometric concept of a convex hull. This was a twofold method, in which first, a general activity identification based classifier is personalized for a specific user based on their walking patterns, and second, where the author verifies whether the user is authorized or not by using the one-class classification method. The proposed architecture is able to improve robustness to the outliers, account for temporal coherence information and most importantly for non-convex shapes. The most important fact about this system was not its non-user-friendliness, thus the user can only operate this system in specific and controlled environments. Mantyjarvi [41] studied a user's identification utilizing portable devices from gait signals acquired with three-dimensional accelerometers. They originally proposed three approaches: data distribution statistics, correlation, and frequency domain to identify the subject while walking at different speeds: fast, normal and slow, where the accelerometer device was placed on the user's belt only at the back. The identification process by this method was novel but only limited to walking by the same users and with limited variations. Similar studies for user identification were proposed in [7, 16, 17, 26, 46] using external accelerometers. To some extent, these studies are innovative but solely rely on external accelerometers with limited activity or sub-activities.

Conclusively, all previous works require users to either perform predefined touch patterns or for the data to be collected under controlled experimental environments, which might not be a real representation of common user interactions. For this situation, the proposed gait-based legitimate user identification work is an interesting application alternative for the process of identifying explicit and continuous legitimate user or impostor in a semi-controlled environment; hence, overcomes the smartphone's limitations in power consumption and cost. Moreover, today's research is towards the smartphone's emergence of these kinds of identification mechanisms.

We worked on combining different approaches to deliver a more reliable legitimate user identification model using a built-in accelerometer for different sub-activities in the semi-controlled environment. In short, several studies have experimented user identification using gait recognition as a possible identification method. Our proposed approach utilizes acceleration signals and detects users by their way of walking under different sub-activities in a semi-controlled environment, and for this, a motion-recording device is used in order to measure the acceleration according to the three axes outlined in [14, 25].

### 3 SYSTEM DESIGN

Nowadays, smartphones are equipped with a variety of motion sensors which are useful for monitoring the device movements such as, tilt, rotation, shaking, and swinging. Two of these are the

accelerometer (ACC) and the linear acceleration (LACC) sensors. This work explores built-in sensors to validate the sensor's capacities for legitimate user identification processing. To this end, the first task of our proposed system is to collect data using two different enabled sensors, namely, ACC and LACC. The second task is the feature extraction and analysis based on both the time and frequency domain features. The third task is feature selection and the fourth task is the classification for legitimate user identification-based on performed sub-activities while walking. Finally, the fifth task is towards the evaluation of our proposed method on a publicly available dataset.

#### 3.1 Data Collection

In this work, we have used two different datasets, the first data is collected using an Android smartphone. In this regards, we have collected raw signals from two different sensors, as the user performed daily sub-activities. These sub-activities included walking while the smartphone was intentionally placed in one of the subject's pants pockets, e.g. back right pocket (BRP), back left pocket (BLP), front right pocket (FRP) and front left pocket (FLP). We recorded these sub-activities without any constraints on the smartphone's orientation inside of any of the user's pockets.

The first dataset was gathered from four users each one performing individual sub-activities each day; each sub-activity was performed at least twice a day. Thus, the compiled data is from one same user, doing the same activity on different days, for an entire month. Initially, we stored these raw signals in a micro SD card, which we later transferred to a computer for further analysis. It is worth pointing out since different smartphone models have different sampling rates, therefore, in order to control the data collection process and better validation and generalization, we have used 50Hz sampling rate instead to use highest sampling rate within different smartphones [50]. A sample raw signal representation of each sub-activity for both sensors are shown in Figure 1.

The second dataset was acquired from 16 healthy users between the ages of 19 to 48 years old. The dataset was gathered from all users by using a linear acceleration sensor (LACC) with a constant rate of 50Hz while they were wearing a smartphone on their waist. The dataset was pre-processed by applying noise filters, using 2.56 sec windows with a 50% overlap. The second experimental dataset is an extended version of the UCI human activity recognition process using a smartphone dataset and can be freely downloaded from the UCI website [44].

#### 3.2 Feature Extraction

The accelerometer sensor generates time series signals which are highly fluctuating and oscillatory in nature [20, 44, 50], thus making the legitimate user identification more difficult. Therefore, it is compulsory to gather the nontrivial signals from the raw data through the feature extraction process. Particularly, we divided the raw signal into several equal size windows to control the flow rate, hence passing fewer data to the system to be able to extract all meaningful information. Given a sampling rate of 50Hz, we initially chose a window size of 50 samples for both sensors as shown in Figure 1. The selected window size provides enough data to

be able to extract the quality features while ensuring a fast response [50].

Our research analyzed the individual's user data applying time series modeling techniques to understand the behavior in each of the user's physical patterns. Time series analysis reveals unusual observations as well as particular data patterns [Wei1991]. There are three commonly used models to perform time series analysis: moving average [27], auto-regressive [13] and a combination of both the moving average and the auto-regressive models [50]. We explored with the use of auto-correlation (AC) and partial auto-correlation (PAC) coefficients to identify the model for our data. These coefficients revealed the pattern of each datum and indicated the best model for our data. Each data model is determined based on the characteristics of the theoretical AC and PAC. Samples of AC and PAC for both sensors are shown in Figure 2. The fitting process for the time series model is calculated by estimating the parameter values based on a previously selected model. Moving average and auto-regressive parameter estimations require an iteration process [10], and for that, we follow the "box Jenkins model estimation" due to its flexibility for the inclusion of both the moving average and the auto-regressive models [8]. The parameters and the model need to be verified to ensure that the estimated results are statistically significant [3, 5].

Detailed analysis revealed that the time domain features, including the coefficients from the time series model, provided the same accuracy as the frequency domain features [4, 34]. Therefore, in this work, we have extracted both the time and frequency domain features. The extracted features are: mean, median, variance, standard deviation, inter-quartile, auto-correlation, partial correlation, coefficients of the auto-regressive model, coefficients of moving the average model, coefficient of moving average auto-regressive model and wavelet coefficients. These features are extracted from each axis of the three-dimensional acceleration signals. In total 72 features were extracted from each window. Prior to the feature extraction, a moving average filter of order three was employed for noise reduction purposes.

### 3.3 Feature Selection

The output of an embedded motion sensor depends upon the position of the smartphone while walking. This could result in a high within class variance [35]. Therefore, it is at the same time desirable to improve both the discriminatory power of the features and achieve dimensionality reduction, by employing an optimum method. Hence, our third important step towards legitimate user identification is feature selection. The advantages of the feature selection process are to avoid the curse of dimensionality [38], as well as to reduce the abundant, irrelevance, misleading and noisy features, but above all, to be able to reduce the system's cost pertaining to run-time applications [11]. In addition to the above, the main purpose is to increase the accuracy of the resulting model within a short time.

In recent years, several feature selection algorithms have been proposed, including the filter based approach, the wrapper method, the principal components analysis (PCA), the linear discriminant analysis (LDA) [33], KLDA a kernelized version of the LDA [35] and SWLDA a stepwise linear discriminant analysis method [4].

Filter methods are based on discriminating criteria which are relatively independent of classification and use minimum redundancy and maximum relevance for feature selection. These methods are comparatively fast, scalable and provide good computational complexity, but ignore the interaction with the classifier. Alternatively, wrapper methods utilize the classifier as a black box to obtain a subset of features based on their predictive power. These methods interact with the classifier to optimize the feature's subset. The main disadvantages of these methods are their dependency on the classifier, who makes the classifier selection a key important process. In different prospects, the LDA seeks a linear combination of features and characterizes two or more types. Among the three different discriminant analysis approaches, the number of dimensions returned by both the LDA and KLDA depends on the number of classes, which limit the use of LDA and KLDA in user identification systems.

However, in this work, we consider only unsupervised non-linear feature selection methods. In this regard, the most commonly used method is PCA. Through this work, we have introduced an unsupervised and fully automatic feature selection method named extended Sammon projection (ESP) for the first for smartphone-based activity recognition and user identification. The ESP is one of the most successful non-linear metric multidimensional scaling methods and it projects the high dimensional space into a lower dimensional space while preserving the structure of inter-point distances in a high dimensional space within a lower dimensional space. Consequently, let us assume  $d_{i,j}$  be the distance between two adjacent samples  $x_i$  and  $x_j$ ,  $i \neq j$  from the original space and  $d_{i,j}^*$  be the distance between two samples  $x_i^*$  and  $x_j^*$  in the mapped space; thus, the Sammon stress measure, which is also known as the Sammon error or simple error function  $E$  can be defined as;

$$E = \frac{1}{\sum_{i=1}^{n-1} \sum_{j=i+1}^n d_{i,j}} \sum_{i=1}^{n-1} \sum_{j=i+1}^n \frac{d_{i,j}^* - d_{i,j}}{d_{i,j}^*} \quad (1)$$

where  $d_{i,j}$  is the Euclidean distance and this error measurement is minimized by using the steepest and gradient decent methods, respectively.

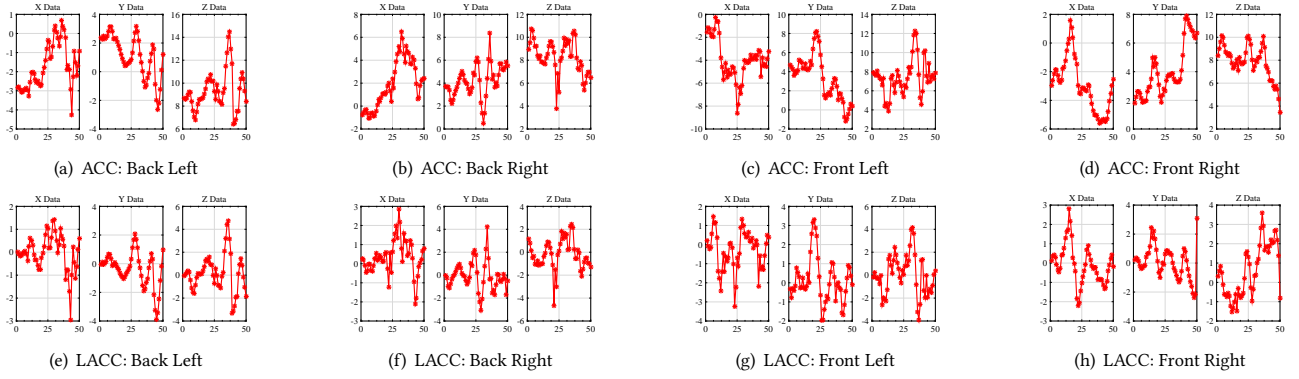
$$x_{ik}^*(t+1) = x_{ik}^*(t) - \alpha \frac{\partial E(t) \setminus \partial x_{ik}^*(t)}{|\partial^2 E(t) \setminus \partial^2 x_{ik}^*(t)|} \quad (2)$$

$$x_{ik}^*(t+1) = x_{ik}^*(t) - \alpha \frac{\partial E(t)}{\partial x_{ik}^*(t)} \quad (3)$$

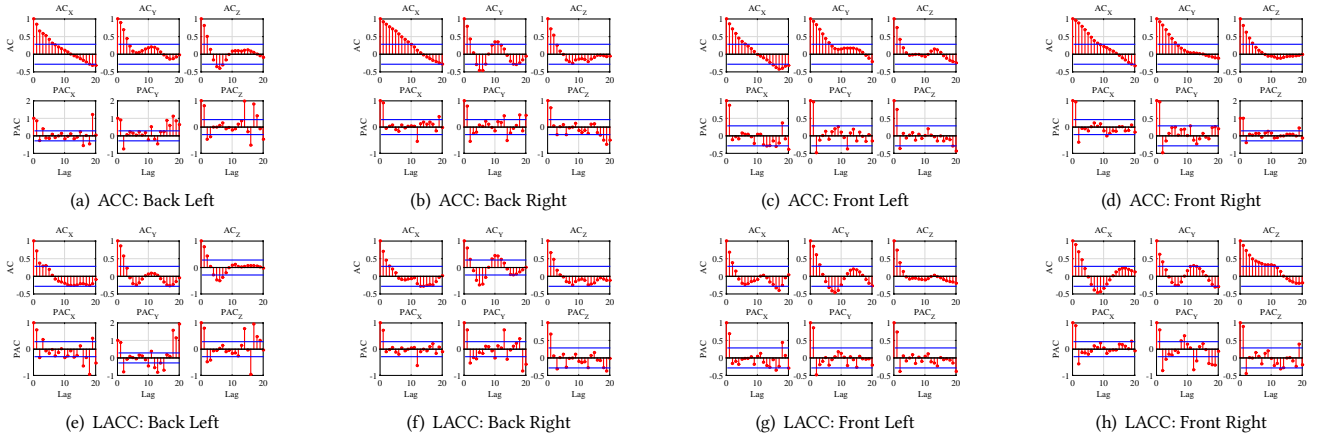
In both cases  $x_{ik}^*$  is the  $k^{th}$  coordinate of the position of point  $x_i^*$  in the lower dimensional space. Since the Steepest descent method has issues at the inflection points, where the second-order derivative appears to quite small [36], therefore, we set  $\alpha$  between 0.3 0.4 as the optimal value using a grid operation between [0, 1], but there is no reason to expect this given range to be optimal for all problems and datasets.

### 3.4 Classifier

Neural networks have quite diverse real-life applications and among different neural network approaches, extreme learning machines (ELM) have better generalization capabilities and a fast learning



**Figure 1: Representative raw signals obtained by ACC and LACC sensors for one subject doing activity while the smartphone is freely placed in Back left, Back right, Front left, and Front right pockets.**



**Figure 2: Autocorrelation (AC) and Partial autocorrelation (PAC) coefficients from ACC and LACC sensors, respectively.**

speed [31]. An ELM is a single hidden layer feed-forward neural network which randomly determines the initial parameters of weights input and hidden biases with simple activation functions [18]. Among the factors influencing learning performance, the hidden neurons are very important to improve generalization capabilities.

Moreover, ELMs with a tune-able activation function were proposed to handle the data dependency on hidden neurons. However, the selection of suitable combinations for activation functions is still a big question within the research community. Therefore, kernelized ELMs are known to improve the generalization capabilities, when the feature mapping function of hidden neurons is unknown. However, the parameters for the kernel function need to be selected carefully and in order to improve the generalization performance for real-time applications, such as smartphone-based legitimate user identification, the kernel parameters need to be tuned carefully. In our work, the said parameters are optimized through the swarm optimization based method [19].

In ELMs, the initial parameters of the hidden layer need not be tuned and almost all nonlinear, piece-wise continuous functions can be used as hidden neurons. Therefore, for  $N$  distinct samples

$(x_i, t_i) \mid x_i \in R^n, t_i \in R^m, i \in 1, 2, 3, \dots, N$ , and the output function with  $L$  hidden neurons can be expressed as;

$$f_L(x) = \sum_{i=1}^L \beta_i h_i(x) = h(x)\beta \quad (4)$$

where  $\beta = [\beta_1, \beta_2, \dots, \beta_L]$  be the output weights between the hidden layer and the output neurons;  $h(x) = [h_1(x), h_2(x), \dots, h_L(x)]$  be the output vector of the hidden layer that maps the input space to the feature space [29]. The output weights and training error should be minimized to enhance the generalization capabilities. The least square solution to the minimization problem can be expressed as:

$$\beta = H^T \left( \frac{1}{C} + HH^T \right)^{-1} T \quad (5)$$

where  $H$  be the hidden layer output matrix,  $T$  is the expected output matrix, and  $C$  is the regularization coefficient. Thus, the training model output can be expressed as:

$$f(x) = h(x)H^T \left( \frac{1}{C} + HH^T \right)^{-1} T \quad (6)$$

For an unknown mapping  $h(x)$ , the kernel and the output function  $f(x)$  can be defined as;

$$M = HH^T; m_{i,j} = h(x_i)h(x_j) = \kappa(x_i, x_j) \quad (7)$$

$$f(x) = \left[ \kappa(x, x_1), \dots, \kappa(x, x_N) \right] \left( \frac{1}{C} + M \right)^{-1} T \quad (8)$$

where  $\kappa(x, y)$  is the kernel function and can be expressed as in expression (9), where  $a$  and  $b$  are adjustable kernel parameters, which play an important role in generalization performance and are updated using the cross-validation process.

$$\kappa(x, y) = \cos \left( \frac{\|x - y\|^2}{a} \right) \exp \left( \frac{\|x - y\|^2}{b} \right) \quad (9)$$

## 4 EXPERIMENTAL SETTINGS, RESULTS, AND DISCUSSION

To validate our proposed user identification system, we conducted different experiments on two different datasets as explained in the previous section. Based on first (our-own) dataset, the first experiment aims to show the sub-activities-based legitimate user identification system, in which we conducted detailed comparison (with and without feature selection) on two different unsupervised feature selection methods namely PCA and ESP. Our second experiment explains the identification behavior with different numbers of windows within the best settings obtained from our first experiment. Finally, our third experiment shows the computational cost for our proposed legitimate user identification system. Based on second (publicly available smartphone-based physical activity recognition) dataset, our first experiment presents a user identification method using one-subject-leave-out-cross-validation process during a walking activity, with different numbers of windows, in which the features are processed through ESP method. The second experiment explains the confidence interval for the computational cost of our proposed legitimate user identification system.

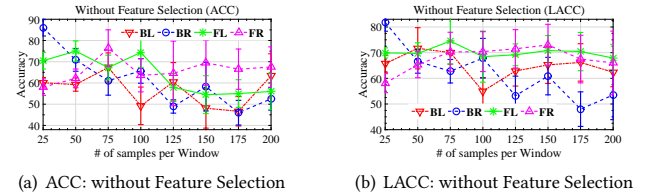
### 4.1 Experimental Settings

The values utilized for the different parameters pertaining to the ESP, PCA, and KELM methods were optimized using the cross-validation process. These optimized setting were used during each case of user identification considering each sub-activity, as they provided the best results. In all cases, the wavelet kernel is used and the kernel parameters updated according to the practical swarm method. For the feature selection process, and in order to keep both methods consistent, the same numbers of PCs are selected as the number of features selected by the ESP. The intention behind to select the same number of features was to make this model reliable and consistent. Prior to the classification, all obtained features were normalized and bounded within  $[0, 1]$ .

### 4.2 Experimental Results and Discussion

In the introduction part we have stated four important research questions for legitimate user identification on smartphone and based on our findings; yes, it is possible to identify a smartphone's legitimate user by analyzing their walking patterns when the device is freely placed in any of their pants pocket. Furthermore, the unsupervised ESP feature selection method significantly boosts identification performance. The KELM method uses 72 features for user identification when the case is without feature selection; both feature selection methods are thus able to reduce this number down to a different number of features (5, 10, 15, 20, 25, 30, 35, and 40) keeping always the most informative features. Based on our findings we observe that the ESP together with the KELM classifier is more robust and accurate than the existing well studied unsupervised feature selection method such as PCA.

Our first experiment details the process of our proposed scheme for analyzing the behavior of different numbers of samples per window (i.e. 25, 50, 75, 100, 125, 150, 175, and 200), on a legitimate user identification process within each sub-activity without feature selection method. Figure 3 shows the user identification accuracy of a legitimate user being identified with a different number of samples per window, for both sensors' data. From these results, we observe that the BR pocket produced better results with 25 samples per window (80% to 88% confidence interval with the LACC and ACC sensors respectively). On average, we can see that, the ACC sensor outperformed than the LACC for legitimate user identification within each sub-activity without feature selection.



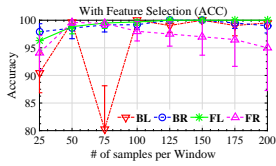
**Figure 3: Average Accuracy for legitimate user identification. The data was collected by both sensors (ACC and LACC) and processed without selecting any features.**

In our second experiment, we investigated the average identification for all users and each sub-activity within a fixed size window (50 samples per window), for both feature selection methods with a different number of features. Table 1 lists the results (user identification accuracy across all users and each sub-activity with a 99% confidence interval) for the case of the PCA-KELM and ESP-KELM. According to the results obtained in Table 1, the best performance was obtained by the KELM when the normalized features were extracted by both sensors and processed with the ESP method. The PCA performed slightly better than without the feature selection process, but on average, there was no such difference with and without the feature selection process for the PCA case. All these results were obtained by using 50 samples per window during the feature extraction process.

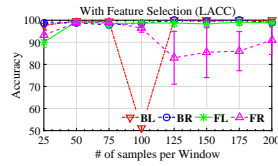
Figure 4 shows the average accuracy obtained through ESP using a different number of windows as explained earlier and 30

**Table 1: Average Accuracy, Confidence Intervals and Time taken for Legitimate User Identification for 50 Sample Per Window With Different Feature Selection Methods and Different Number of Features on Both Sensors Data**

Features	Metric	Back Left Pocket				Back Right Pocket				Front Left Pocket				Back Right Pocket			
		ACC		LACC		ACC		LACC		ACC		LACC		ACC		LACC	
		PCA	ESP	PCA	ESP	PCA	ESP	PCA	ESP	PCA	ESP	PCA	ESP	PCA	ESP	PCA	ESP
5	Accuracy	55±5.1	50±3.2	50±4.5	53±5.7	52±4.9	53±3.8	51±3.6	50±2.7	54±3.6	55±2.9	57±2.9	54±3.9	54±4.6	63±2.9	54±3.8	52±4.5
	Time	0.140	0.138	0.209	0.243	0.265	0.261	0.553	0.527	0.175	0.173	0.268	0.270	0.164	0.133	0.201	0.202
10	Accuracy	74±6.3	85±3.3	67±4.8	85±3.8	63±4.5	77±2.3	63±3.4	84±3.9	66±2.9	90±4.6	72±4.1	81±3.9	69±3.8	74±5.9	64±4.7	77±4.8
	Time	0.140	0.142	0.209	0.214	0.255	0.252	0.535	0.523	0.177	0.178	0.270	0.271	0.131	0.131	0.194	0.188
15	Accuracy	72±6.2	98±1.1	75±4.6	89±4.1	76±5.5	99±0.9	78±3.9	96±2.0	70±5.8	95±3.4	77±4.1	95±2.1	74±4.1	98±1.3	71±5.7	98±1.0
	Time	0.142	0.142	0.211	0.238	0.255	0.254	0.536	0.517	0.178	0.178	0.269	0.273	0.135	0.132	0.197	0.203
20	Accuracy	73±6.1	97±1.4	73±4.9	97±2.0	76±4.6	99±0.4	82±2.5	98±1.6	76±3.6	99±0.7	76±6.7	98±2.6	71±7.1	95±2.4	73±5.8	94±4.2
	Time	0.142	0.142	0.216	0.219	0.259	0.256	0.538	0.529	0.178	0.189	0.269	0.281	0.132	0.132	0.194	0.212
25	Accuracy	78±3.8	99±0.5	74±4.9	98±2.7	72±4.4	96±3.4	80±4.6	98±1.6	75±6.7	98±1.2	76±4.9	94±2.3	73±6.7	96±3.9	73±8.3	90±4.9
	Time	0.148	0.140	0.221	0.219	0.258	0.257	0.532	0.528	0.180	0.179	0.254	0.270	0.134	0.133	0.200	0.203
30	Accuracy	78±3.8	97±0.4	76±4.3	98±1.8	73±6.9	98±1.5	76±3.6	98±1.4	76±6.7	94±3.2	76±6.4	99±0.3	74±3.7	99±0.5	68±7.8	91±4.1
	Time	0.148	0.143	0.216	0.217	0.260	0.258	0.539	0.532	0.179	0.179	0.268	0.284	0.132	0.149	0.197	0.181
35	Accuracy	77±5.4	99±0.5	71±6.2	94±4.7	72±4.5	99±0.3	74±5.9	87±6.2	75±4.5	97±1.7	73±5.5	97±3.6	76±7.2	99±0.8	69±7.9	54±4.9
	Time	0.143	0.143	0.216	0.208	0.258	0.259	0.536	0.548	0.180	0.179	0.267	0.275	0.134	0.133	0.194	0.201
40	Accuracy	74± 5.9	98± 0.6	70± 6.4	99± 0.4	71± 4.2	98± 0.8	72± 5.9	99± 0.4	73± 4.6	50± 2.8	71± 4.9	75± 5.9	69± 8.2	98± 1.1	69± 6.3	99± 0.4
	Time	0.144	0.142	0.216	0.212	0.262	0.259	0.537	0.532	0.180	0.172	0.276	0.278	0.133	0.148	0.196	0.196



(a) ACC: with Feature Selection

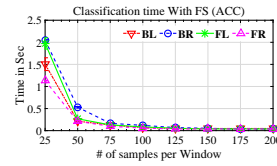


(b) LACC: with Feature Selection

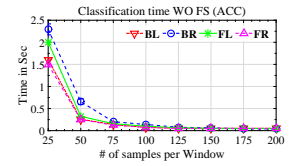
**Figure 4: Average Accuracy for legitimate user identification. The data was collected by both sensors (ACC and LACC) and processed through ESP-KELM.**

number of selected features as 30 number of features provide best average results in our previous experiments for all pockets data. For all subsequent experiments, we have fixed 30 number of features selected by the ESP method. From Figure 4, we can observe that the performance has significantly improved for the legitimate user identification for both sensors, each with a different number of samples. The average accuracy increased from 70% to 98% for 50 samples per window, which is a significant improvement for any legitimate user identification system. From these results, we conclude that the BLP and FRP have some variations according to the number of samples per window; however, this variation is not enough to exclude these sub-activities from our experimental setup, except the ones with 75 and 100 numbers of samples per window. This degradation happens due to the sudden change in the users walking patterns. In future research, we will further investigate legitimate user behaviors, while performing the same sub-activity to minimize the ambiguity to the legitimate user identification method.

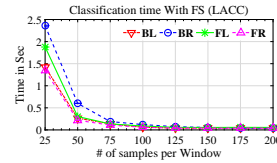
In our third experiment, we discussed the computational cost in terms of time comparison, pertaining to our previous experiments presented in Figures 3 and 4. Figures 5 and 6 show the computational time for KELM with and without using the ESP method; with



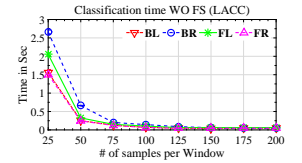
(a) ACC: With Feature Selection



(b) ACC: Without Feature Selection

**Figure 5: Computational Time for Legitimate User Identification using ACC Sensor Data, with and without feature selection.**

(a) LACC: with Feature Selection



(b) LACC: Without Feature Selection

**Figure 6: Computational Time for Legitimate User Identification using LACC Sensor Data, with and without feature selection.**

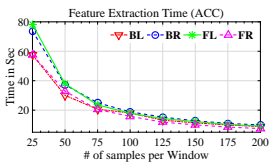
different numbers of samples per window for each sub-activity and sensor individually.

As shown in above results, the different number of samples per window (25 to 50 samples per window) for both sensors, the computational cost exhibits the huge difference, thus, indicating that identification has a strong influence on the computational time of KELM with the number of samples. However, when we increased the size of samples from 50 to 75 or even to 100, 125, 150, 175, and 200, both systems took almost the same time to complete the legitimate user identification process.

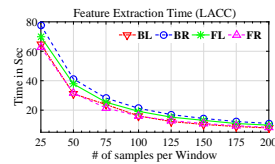


**Table 2: Average Accuracy and Confidence Intervals for Legitimate User Identification on Publicly Available Dataset With Different Number of Sample Per Window**

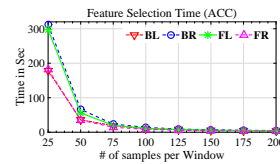
User	Metric	Samples Per Window							
		25	50	75	100	125	150	175	200
User 1	Accuracy	97.343±0.133	98.134±0.262	98.725±0.256	97.471±0.427	98.029±0.412	98.662±0.272	98.407±0.294	98.881±0.486
	Time	26.369±0.524	9.968±0.031	6.290±0.127	4.776±0.081	4.025±0.233	3.188±0.081	2.634±0.033	2.435±0.036
User 2	Accuracy	97.162±0.189	97.848±0.219	97.572±0.166	98.350±0.345	99.085±0.213	99.317±0.164	98.984±0.153	98.784±0.221
	Time	37.635±1.684	21.510±0.646	11.758±0.081	8.326±0.057	9.055±0.789	5.711±0.0937	5.007±0.173	4.311±0.137
User 3	Accuracy	97.302±0.135	97.652±0.189	97.686±0.257	98.394±0.189	99.364±0.193	98.849±0.341	98.719±0.261	98.229±0.389
	Time	27.128±0.494	11.413±0.478	6.881±0.052	4.896±0.047	3.916±0.025	3.104±0.009	2.702±0.060	2.551±0.061
User 4	Accuracy	96.955±0.129	97.906±0.224	98.522±0.216	98.492±0.251	98.661±0.204	98.420±0.334	98.250±0.218	98.301±0.544
	Time	26.321±0.759	11.244±0.207	6.172±0.025	4.554±0.014	3.568±0.031	3.265±0.147	2.673±0.027	2.529±0.087
User 5	Accuracy	97.906±0.123	98.529±0.250	98.268±0.168	98.822±0.219	98.504±0.315	99.090±0.145	98.609±0.349	98.909±0.274
	Time	22.744±0.054	9.908±0.036	7.089±0.045	6.436±0.229	3.945±0.025	3.322±0.061	2.907±0.036	2.603±0.028
User 6	Accuracy	97.607±0.124	98.180±0.165	97.926±0.125	97.939±0.203	98.426±0.245	98.327±0.266	98.578±0.334	98.372±0.332
	Time	24.464±0.183	10.699±0.355	6.619±0.147	4.911±0.152	3.994±0.143	3.138±0.039	2.729±0.036	2.356±0.009
User 7	Accuracy	96.953±0.195	97.718±0.241	98.107±0.168	98.617±0.175	98.984±0.161	98.193±0.235	98.453±0.260	98.354±0.489
	Time	24.884±0.746	9.903±0.089	6.281±0.101	4.646±0.123	3.736±0.109	3.107±0.028	2.827±0.057	2.459±0.037
User 8	Accuracy	97.672±0.158	97.803±0.141	97.418±0.254	98.769±0.194	98.259±0.231	98.246±0.339	98.516±0.391	99.016±0.344
	Time	23.326±0.052	10.892±0.489	6.509±0.201	4.629±0.135	3.591±0.028	3.212±0.074	2.660±0.018	2.359±0.012
User 9	Accuracy	97.233±0.135	97.598±0.230	98.087±0.208	98.243±0.346	99.754±0.149	98.046±0.254	98.109±0.352	98.837±0.438
	Time	23.169±0.179	9.925±0.064	6.508±0.237	4.614±0.052	3.573±0.011	3.130±0.006	2.828±0.029	2.444±0.028
User 10	Accuracy	97.358±0.139	97.701±0.201	97.98±0.253	98.145±0.345	98.560±0.197	98.139±0.390	98.406±0.269	98.766±0.344
	Time	24.652±0.698	10.447±0.333	6.305±0.034	4.542±0.037	3.709±0.012	3.055±0.012	2.808±0.113	2.485±0.058
User 11	Accuracy	97.331±0.106	97.785±0.268	97.371±0.241	97.743±0.208	98.471±0.149	98.527±0.253	98.578±0.443	98.497±0.240
	Time	23.785±0.125	11.418±0.287	6.889±0.169	4.900±0.114	3.810±0.029	3.257±0.031	2.892±0.115	2.464±0.013
User 12	Accuracy	98.193±0.135	98.088±0.159	98.054±0.185	98.519±0.252	98.929±0.157	97.912±0.361	98.688±0.426	98.784±0.303
	Time	25.832±0.332	10.129±0.127	6.239±0.135	4.424±0.022	3.568±0.026	2.998±0.005	2.886±0.037	2.481±0.019
User 13	Accuracy	98.071±0.165	97.442±0.171	98.033±0.177	98.234±0.206	98.583±0.201	98.434±0.332	98.625±0.312	98.873±0.335
	Time	22.773±0.214	11.175±0.043	7.054±0.310	4.891±0.093	3.913±0.055	3.448±0.098	2.972±0.065	2.473±0.017
User 14	Accuracy	97.331±0.167	97.963±0.183	98.328±0.199	97.806±0.262	98.471±0.284	98.005±0.229	98.563±0.257	97.567±0.536
	Time	23.38±0.444	11.361±0.167	6.584±0.252	4.812±0.095	3.818±0.018	3.296±0.067	2.809±0.016	2.513±0.034
User 15	Accuracy	97.607±0.102	98.837±0.122	98.662±0.239	98.805±0.221	98.672±0.256	98.554±0.284	98.953±0.277	98.426±0.442
	Time	23.563±0.259	9.801±0.029	8.238±0.128	4.999±0.111	3.543±0.026	3.234±0.032	2.888±0.045	2.517±0.020
User 16	Accuracy	97.603±0.192	98.476±0.157	97.766±0.209	98.689±0.147	98.281±0.318	98.876±0.245	98.484±0.278	98.623±0.384
	Time	24.384±0.752	10.9±0.037	6.077±0.033	4.649±0.068	3.679±0.064	3.122±0.016	2.815±0.056	2.385±0.008



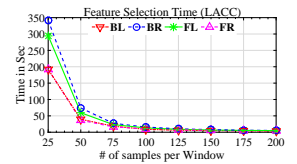
(a) ACC: Feature Extraction



(b) LACC: Feature Extraction



(a) ACC: Feature Selection



(b) LACC: Feature Selection

**Figure 7: Computational Time for feature extraction process for both sensors.**

As shown in Figures 7 and 8, the computational cost gradually increases as the size of the windows decrease. Therefore, dealing with such high computational time becomes an important issue.

**Figure 8: Computational Time for feature selection process for both sensors.**

There are certain possibilities which can be used to overcome this problem. One way is to use a lightweight feature selection method



such as PCA, although the problem with the PCA is its incompetency for statistical results. There is another immediate solution for such problems, and it is to further divide each window into other sub-windows. However, this presents another challenge, how to conduct the windowing process, so that it does not decrease the performance of the legitimate user identification process.

We conducted our last experiment on a publicly available LACC sensor-based dataset, hereby this experiment, we investigated the one-subject-leave-out-cross-validation within the different size of windows. Table 2 lists the results of user identification and computational time to identify individual users where features are selected through the ESP method and the selected features are classified through the KELM method. The obtained results corroborate the effectiveness of our proposed methodology for real-time applications. From these results, we observe that the feature selection and classification methods significantly increases the accuracy for legitimate user identification within each sub-activity for both sensors; additionally, outperforming on publicly available smartphone-based physical activity recognition datasets.

Figures 3 and 4 presents the 99% confidence intervals, pertaining to the average legitimate user identification by using the pairwise T-test between groups with and without feature selection data at the 99% confidence level. Looking at Figure 4, significant statistical results are clearly seen, showing that the KELM method performs much better when selected features of data are used in all cases: an 80% and 88% to 99% performance increase. This leads us to prefer the use of the feature selection method in future applications.

The KELM method provides acceptable performance and has numbers of other attractive features to its applicability. In term of the applicability within a smartphone system, the KELM has smaller confidence intervals, implying it has more reliability in training models. Since the structure of the network in the KELM is fixed, it has a better training and lower variance. This implies that systems using a connected network should keep a fixed connective structure, in order to increase its reliability. Holding a constant connective structure is a good feature for the network due to hardware constraints. Any potential manufacturer to capture this method into a chip, as a trainable network, needs such a constant size structure. These chips could take away from the phone's main CPU, thus increasing the speed of the legitimate user identification process. This would allow for greater device security, by not allowing for software-based attacks on this method, only hardware based manipulations. These hardware operations would require access to the smartphone, hence making such attacks subject to the device's defense.

## 5 CONCLUSION AND FUTURE WORK

This study substantiates the idea to be able to detect a legitimate smartphone user-based on their walking patterns through various sub-activities in a semi-controlled environment. Having used a commonly available mass-market consumer hardware, such as our experimental platform, we have demonstrated the global applicability of our proposed method with minimal accuracy variations. The KELM requires minimal battery consumption, and in order for us to run it as a practical application, we need to limit the number of required samples; and based on our results we observed that the

KELM together with the ESP is the best methods in terms of accuracy and computational cost to a certain extent. However, the KELM is found to be the best examination method, in order to reduce battery consumption when performing checks to the sensor array.

A key advantage of our proposed system is that the data for each user is collected on different days with different orientations and locations, different jeans styles which significantly helps to understand the characteristic behavior of individual user, and significantly improves the training and testing accuracy within a short time intervals, which is an important feature for any real-time legitimate user identification system.

There are many ways to extend our current work. This work demonstrated that accelerometer data is more useful than linear accelerometer data, but it is possible that a fusion of accelerometer and linear accelerometer data will yield improved results. We have also been experimenting with more realistic features, which capture specific elements of a user's gait, and plan to investigate if these features can yield additional improvements.

Another one of our goals for future work is to expand the evaluation of the proposed system so that it is applied to more real-life situations. Thus, we plan to expand our user base significantly, increase the diversity of the users (especially with respect to gender and age), and evaluate how the system operates when the training and test samples are collected over lower window size, which is an important future direction for our current work, in which we will split the size of the smallest windows (25 or 50 samples per window) in to even smaller windows within the classification process, but for this, there is another challenge: how to maintain performance, within each sub-window, and how to control the computational complexity during real-time deployment. One final goal is to incorporate this technology into a real-time system.

## REFERENCES

- [1] 2016. Smartphones in 2018. (2016). <https://www.emarketer.com/Article/2-Billion-Consumers-Worldwide-Will-Own-Smartphones-by-2018>
- [2] Muhammad Ahmad, Mohammed A. Alqarni, Khan Asad, and et al. 2018. Smartwatch-Based Legitimate User Identification for Cloud-Based Secure Services. *Mobile Information Systems* 2018, Article ID 5107024 (2018), 14 pages. DOI: <http://dx.doi.org/10.1155/2018/5107024>
- [3] Muhammad Ahmad and Adil Mehmood Khan. 2017. Seeking Optimum System Settings for Physical Activity Recognition on Smartwatches. *CoRR* abs/1706.01720 (2017). <http://arxiv.org/abs/1706.01720>
- [4] Muhammad Ahmad, A. M. Khan, J. A. Brown, S. Protasov, and A. M. Khattak. 2016. Gait fingerprinting-based user identification on smartphones. In *2016 International Joint Conference on Neural Networks (IJCNN)*. 3060–3067. DOI: <http://dx.doi.org/10.1109/IJCNN.2016.7727588>
- [5] O. D. Anderson. 1977. Time Series Analysis and Forecasting: Another Look at the Box-Jenkins Approach. *Journal of the Royal Statistical Society. Series D (The Statistician)* 26, 4 (1977), 285–303. <http://www.jstor.org/stable/2987813>
- [6] Cheng Bo, Lan Zhang, Xiang-Yang Li, Qiuyuan Huang, and Yu Wang. 2013. SilentSense: Silent User Identification via Touch and Movement Behavioral Biometrics. In *Proceedings of the 19th Annual International Conference on Mobile Computing & Networking (MobiCom '13)*. ACM, New York, NY, USA, 187–190. DOI: <http://dx.doi.org/10.1145/2500423.2504572>
- [7] P. Bours and R. Shrestha. 2010. Eigensteps: A giant leap for gait recognition. In *2010 2nd International Workshop on Security and Communication Networks (IWSCN)*. 1–6. DOI: <http://dx.doi.org/10.1109/IWSCN.2010.5497991>
- [8] George Edward Pelham Box and Gwilym Jenkins. 1990. *Time Series Analysis, Forecasting and Control*. Holden-Day, Inc., San Francisco, CA, USA.
- [9] Pierluigi Casale, Oriol Pujol, and Petia Radeva. 2012. Personalization and User Verification in Wearable Systems Using Biometric Walking Patterns. *Personal Ubiquitous Comput.* 16, 5 (June 2012), 563–580. DOI: <http://dx.doi.org/10.1007/s00779-011-0415-z>
- [10] Chris Chatfield. 2004. *The analysis of time series: an introduction* (6th ed.). CRC Press, Florida, US.

- [11] Xue-wen Chen. 2003. An Improved Branch and Bound Algorithm for Feature Selection. *Pattern Recogn. Lett.* 24, 12 (Aug. 2003), 1925–1933. DOI: [http://dx.doi.org/10.1016/S0167-8655\(03\)00020-5](http://dx.doi.org/10.1016/S0167-8655(03)00020-5)
- [12] N. L. Clarke and S. M. Furnell. 2006. Authenticating Mobile Phone Users Using Keystroke Analysis. *Int. J. Inf. Secur.* 6, 1 (Dec. 2006), 1–14. DOI: <http://dx.doi.org/10.1007/s10207-006-0006-6>
- [13] V. Cuomo, V. Lapenna, M. Macchiato, and C. Serio. 1997. Autoregressive models as a tool to discriminate chaos from randomness in geoelectrical time series: an application to earthquake prediction. *Annals of Geophysics* 40, 2 (1997). DOI: <http://dx.doi.org/10.4401/ag-3922>
- [14] G. Dandachi, B. El Hassan, and A. El Hussein. 2013. A novel identification/verification model using smartphone's sensors and user behavior. In *2013 2nd International Conference on Advances in Biomedical Engineering*. 235–238. DOI: <http://dx.doi.org/10.1109/ICABME.2013.6648891>
- [15] Alexander De Luca, Alina Hang, Frederik Brudy, Christian Lindner, and Heinrich Hussmann. 2012. Touch Me Once and I Know It's You!: Implicit Authentication Based on Touch Screen Patterns. In *Proceedings of the SIGCHI Conference on Human Factors in Computing Systems (CHI '12)*. ACM, New York, NY, USA, 987–996. DOI: <http://dx.doi.org/10.1145/2207676.2208544>
- [16] M. O. Derawi, P. Bours, and K. Holien. 2010. Improved Cycle Detection for Accelerometer Based Gait Authentication. In *2010 Sixth International Conference on Intelligent Information Hiding and Multimedia Signal Processing*. 312–317. DOI: <http://dx.doi.org/10.1109/IHMMSP.2010.84>
- [17] Mohammad Omar Derawi, Claudia Nickel, Patrick Bours, and Christoph Busch. 2010. Unobtrusive User-Authentication on Mobile Phones Using Biometric Gait Recognition. In *Proceedings of the 2010 Sixth International Conference on Intelligent Information Hiding and Multimedia Signal Processing (IHMMSP '10)*. IEEE Computer Society, Washington, DC, USA, 306–311. DOI: <http://dx.doi.org/10.1109/IHMMSP.2010.83>
- [18] Shifei Ding, Han Zhao, Yanan Zhang, Xinzhen Xu, and Ru Nie. 2015. Extreme Learning Machine: Algorithm, Theory and Applications. *Artif. Intell. Rev.* 44, 1 (June 2015), 103–115. DOI: <http://dx.doi.org/10.1007/s10462-013-9405-z>
- [19] R. Eberhart and J. Kennedy. 1995. A new optimizer using particle swarm theory. In *MHS'95. Proceedings of the Sixth International Symposium on Micro Machine and Human Science*. 39–43. DOI: <http://dx.doi.org/10.1109/MHS.1995.494215>
- [20] Muhammad Fahim, Iram Fatima, Sungyoung Lee, and Young-Tack Park. 2013. EFM: Evolutionary Fuzzy Model for Dynamic Activities Recognition Using a Smartphone Accelerometer. *Applied Intelligence* 39, 3 (Oct. 2013), 475–488. DOI: <http://dx.doi.org/10.1007/s10489-013-0427-7>
- [21] T. Feng, Z. Liu, K. Kwon, W. Shi, B. Carburnar, Y. Jiang, and N. Nguyen. 2012. Continuous mobile authentication using touchscreen gestures. In *2012 IEEE Conference on Technologies for Homeland Security (HST)*. 451–456. DOI: <http://dx.doi.org/10.1109/THS.2012.6459891>
- [22] Tao Feng, Jun Yang, Zhixian Yan, Emmanuel Munguia Tapia, and Weidong Shi. 2014. TIPS: Context-aware Implicit User Identification Using Touch Screen in Uncontrolled Environments. In *Proceedings of the 15th Workshop on Mobile Computing Systems and Applications (HotMobile '14)*. ACM, New York, NY, USA, Article 9, 6 pages. DOI: <http://dx.doi.org/10.1145/2565585.2565592>
- [23] Mario Frank, Ralf Biedert, Eugene Ma, Ivan Martinovic, and Dawn Song. 2013. Touchalytics: On the Applicability of Touchscreen Input As a Behavioral Biometric for Continuous Authentication. *Trans. Info. For. Sec.* 8, 1 (Jan. 2013), 136–148. DOI: <http://dx.doi.org/10.1109/TIFS.2012.2225048>
- [24] Davronzhon Gafurov and Einar Snekkenes. 2009. Gait Recognition Using Wearable Motion Recording Sensors. *EURASIP J. Adv. Signal Process* 2009, Article 7 (Jan. 2009), 16 pages. DOI: <http://dx.doi.org/10.1155/2009/415817>
- [25] D. Gafurov, E. Snekkenes, and P. Bours. 2007. Gait Authentication and Identification Using Wearable Accelerometer Sensor. In *2007 IEEE Workshop on Automatic Identification Advanced Technologies*. 220–225. DOI: <http://dx.doi.org/10.1109/AUTOID.2007.380623>
- [26] Davronzhon Gafurov, Einar Snekkenes, and Patrick Bours. 2010. Improved Gait Recognition Performance Using Cycle Matching. *2010 IEEE 24th International Conference on Advanced Information Networking and Applications Workshops* (2010), 836–841.
- [27] R. P. Haining. 1978. The Moving Average Model for Spatial Interaction. *Transactions of the Institute of British Geographers* 3, 2 (1978), 202–225. <http://www.jstor.org/stable/622202>
- [28] Christian Holz, Senaka Buthpitiya, and Marius Knaust. 2015. Bodyprint: Biometric User Identification on Mobile Devices Using the Capacitive Touchscreen to Scan Body Parts. In *Proceedings of the 33rd Annual ACM Conference on Human Factors in Computing Systems (CHI '15)*. ACM, New York, NY, USA, 3011–3014. DOI: <http://dx.doi.org/10.1145/2702123.2702518>
- [29] Guang-Bin Huang, Hongming Zhou, Xiaojian Ding, and Rui Zhang. 2012. Extreme Learning Machine for Regression and Multiclass Classification. *Trans. Sys. Man Cyber. Part B* 42, 2 (April 2012), 513–529. DOI: <http://dx.doi.org/10.1109/TSMCB.2011.2168604>
- [30] Markus Jakobsson, Elaine Shi, Philippe Golle, and Richard Chow. 2009. Implicit Authentication for Mobile Devices. In *Proceedings of the 4th USENIX Conference on Hot Topics in Security (HotSec'09)*. USENIX Association, Berkeley, CA, USA, 9–9. <http://dl.acm.org/citation.cfm?id=1855628.1855637>
- [31] Y. A. Jeroudi, M. A. Ali, M. Latief, and R. Akmeliawati. 2015. Online sequential extreme learning machine algorithm based human activity recognition using inertial data. In *2015 10th Asian Control Conference (ASCC)*. 1–6. DOI: <http://dx.doi.org/10.1109/ASCC.2015.7244597>
- [32] A. Kale, A. N. Rajagopalan, N. Cuntoor, and V. Kruger. 2002. Gait-based recognition of humans using continuous HMMs. In *Proceedings of Fifth IEEE International Conference on Automatic Face Gesture Recognition*. 336–341. DOI: <http://dx.doi.org/10.1109/AFGR.2002.1004176>
- [33] A. M. Khan, Y. Lee, S. Y. Lee, and T. Kim. 2010. A Triaxial Accelerometer-Based Physical-Activity Recognition via Augmented-Signal Features and a Hierarchical Recognizer. *IEEE Transactions on Information Technology in Biomedicine* 14, 5 (Sept 2010), 1166–1172. DOI: <http://dx.doi.org/10.1109/TITB.2010.2051955>
- [34] Adil Mehmood Khan, Muhammad Hameed Siddiqi, and Seok-Won Lee. 2013. Exploratory Data Analysis of Acceleration Signals to Select Light-Weight and Accurate Features for Real-Time Activity Recognition on Smartphones. *Sensors* 13, 10 (2013), 13099–13122. DOI: <http://dx.doi.org/10.3390/s131013099>
- [35] Adil Mehmood Khan, Ali Tufail, Asad Masood Khattak, and Teemu H. Laine. 2014. Activity Recognition on Smartphones via Sensor-Fusion and KDA-Based SVMs. *International Journal of Distributed Sensor Networks* 10, 5 (2014), 503291. DOI: <http://dx.doi.org/10.1155/2014/503291>
- [36] T. Kohonen, M. R. Schroeder, and T. S. Huang (Eds.). 2001. *Self-Organizing Maps* (3rd ed.). Springer-Verlag, Berlin, Heidelberg.
- [37] T. H. Lai. 1991. Time series analysis univariate and multivariate methods: William W.S. Wei, (Addison-Wesley, Reading, MA, 1990). *International Journal of Forecasting* 7, 3 (1991), 389–390. <https://econpapers.repec.org/RePEc:eee:infofor:v:7:y:1991:i:3:p:389-390>
- [38] Jundong Li, Kewei Cheng, Suhang Wang, Fred Morstatter, Robert P. Trevino, Jiliang Tang, and Huan Liu. 2017. Feature Selection: A Data Perspective. *ACM Comput. Surv.* 50, 6, Article 94 (Dec. 2017), 45 pages. DOI: <http://dx.doi.org/10.1145/3136625>
- [39] J. C. D. Lima, C. C. Rocha, I. Augustin, and M. A. R. Dantas. 2011. A Context-Aware Recommendation System to Behavioral Based Authentication in Mobile and Pervasive Environments. In *2011 IFIP 9th International Conference on Embedded and Ubiquitous Computing*. 312–319. DOI: <http://dx.doi.org/10.1109/EUC.2011.2>
- [40] Hong Lu, A. J. Bernheim Brush, Bodhi Priyantha, Amy K. Karlson, and Jie Liu. 2011. SpeakerSense: Energy Efficient Unobtrusive Speaker Identification on Mobile Phones. In *Proceedings of the 9th International Conference on Pervasive Computing (Pervasive'11)*. Springer-Verlag, Berlin, Heidelberg, 188–205. <http://dl.acm.org/citation.cfm?id=2021975.2021992>
- [41] J. Mantyjarvi, M. Lindholm, E. Vildjiounaite, S. Makela, and H. A. Ailisto. 2005. Identifying users of portable devices from gait pattern with accelerometers. In *Proceedings. (ICASSP '05). IEEE International Conference on Acoustics, Speech, and Signal Processing, 2005*, Vol. 2. ii/973–ii/976 Vol. 2. DOI: <http://dx.doi.org/10.1109/ICASSP.2005.1415569>
- [42] Philipp Marcus, Moritz Kessel, and Claudia Linnhoff-Popien. 2012. Securing Mobile Device-Based Machine Interactions with User Location Histories. In *Security and Privacy in Mobile Information and Communication Systems*, Andreas U. Schmidt, Giovanni Russello, Ioannis Krontiris, and Shiguo Lian (Eds.). Springer Berlin Heidelberg, Berlin, Heidelberg, 81–92.
- [43] Boyle Matthew, Klausner Avraham, Starobinski David, Trachtenberg Ari, and Hongchangm Wu. 2011. Gait-based smartphone user identification. In *Proceedings of the Annual International Conference on Mobile Systems (MobiSys) (MobiSys'11)*. ACM, New York, NY, USA, 395–396. <http://people.bu.edu/staro/mobi02p-Boyle.pdf>
- [44] Jorge-L. Reyes-Ortiz, Luca Oneto, Albert Samà, Xavier Parra, and Davide Anguita. 2016. Transition-Aware Human Activity Recognition Using Smartphones. *Neurocomput.* 171, C (Jan. 2016), 754–767. DOI: <http://dx.doi.org/10.1016/j.neucom.2015.07.085>
- [45] C. C. Rocha, J. C. D. Lima, M. A. R. Dantas, and I. Augustin. 2011. A2BeST: An adaptive authentication service based on mobile user's behavior and spatio-temporal context. In *2011 IEEE Symposium on Computers and Communications (ISCC)*. 771–774. DOI: <http://dx.doi.org/10.1109/ISCC.2011.5983933>
- [46] L. Rong, Z. Jianzhong, L. Ming, and H. Xiangfeng. 2007. A Wearable Acceleration Sensor System for Gait Recognition. In *2007 2nd IEEE Conference on Industrial Electronics and Applications*. 2654–2659. DOI: <http://dx.doi.org/10.1109/ICIEA.2007.4318894>
- [47] Munish Sabharwal. 2017. Multi-Modal Biometric Authentication and Secure Transaction Operation Framework for E-Banking. *Int. J. Bus. Data Commun. Netw.* 13, 1 (Jan. 2017), 102–116. DOI: <http://dx.doi.org/10.4018/IJBDCN.2017010109>
- [48] Napa Sae-Bae, Kowsar Ahmed, Katherine Isbister, and Nasir Memon. 2012. Biometric-rich Gestures: A Novel Approach to Authentication on Multi-touch Devices. In *Proceedings of the SIGCHI Conference on Human Factors in Computing Systems (CHI '12)*. ACM, New York, NY, USA, 977–986. DOI: <http://dx.doi.org/10.1145/2207676.2208543>

- [49] N. Sae-Bae, N. Memon, and K. Isbister. 2012. Investigating multi-touch gestures as a novel biometric modality. In *2012 IEEE Fifth International Conference on Biometrics: Theory, Applications and Systems (BTAS)*. 156–161. DOI: <http://dx.doi.org/10.1109/BTAS.2012.6374571>
- [50] Theresia Ratih Dewi Saputri, Adil Mehmood Khan, and Seok-Won Lee. 2014. User-Independent Activity Recognition via Three-Stage GA-Based Feature Selection. *International Journal of Distributed Sensor Networks* 10, 3 (2014), 706287. DOI: <http://dx.doi.org/10.1155/2014/706287>
- [51] Muhammad Shahzad, Alex X. Liu, and Arjmand Samuel. 2013. Secure Unlocking of Mobile Touch Screen Devices by Simple Gestures: You Can See It but You Can Not Do It. In *Proceedings of the 19th Annual International Conference on Mobile Computing & Networking (MobiCom '13)*. ACM, New York, NY, USA, 39–50. DOI: <http://dx.doi.org/10.1145/2500423.2500434>
- [52] Weidong Shi, Jun Yang, Yifei Jiang, Feng Yang, and Yingen Xiong. 2011. SenGuard: Passive User Identification on Smartphones Using Multiple Sensors. In *Proceedings of the 2011 IEEE 7th International Conference on Wireless and Mobile Computing, Networking and Communications (WiMob '11)*. IEEE Computer Society, Washington, DC, USA, 141–148. DOI: <http://dx.doi.org/10.1109/WiMob.2011.6085412>
- [53] Xunhua Wang, M. Hossain Heydari, and Hua Lin. 2003. An Intrusion-Tolerant Password Authentication System. In *Proceedings of the 19th Annual Computer Security Applications Conference (ACSAC '03)*. IEEE Computer Society, Washington, DC, USA, 110–. <http://dl.acm.org/citation.cfm?id=956415.956445>
- [54] Saira Zahid, Muhammad Shahzad, Syed Ali Khayam, and Muddassar Farooq. 2009. Keystroke-Based User Identification on Smart Phones. In *Proceedings of the 12th International Symposium on Recent Advances in Intrusion Detection (RAID '09)*. Springer-Verlag, Berlin, Heidelberg, 224–243. DOI: [http://dx.doi.org/10.1007/978-3-642-04342-0\\_12](http://dx.doi.org/10.1007/978-3-642-04342-0_12)