

Validity of the Rosenfeld relationship: A comparative study of the network forming NTW model and other simple liquids.

Atreyee Banerjee,^{1, a)} Manoj Kumar Nandi,¹ and Sarika Maitra Bhattacharyya^{1, b)}
Polymer Science and Engineering Division, CSIR-National Chemical Laboratory, Pune-411008, India

(Dated: 8 August 2021)

Abstract. In this paper we explore the validity of the Rosenfeld and the Dzugutov relation for the Lennard-Jones (LJ) system, its repulsive counterpart, the WCA system and a network forming liquid, the NTW model. We find that for all the systems both the relations are valid at high temperature regime with an universal exponent close to 0.8. Similar to that observed for the simple liquids, the LJ and the WCA systems show a breakdown of the scaling laws at the low temperature regime. However for the NTW model, which is a simple liquid, these scaling laws are valid even at lower temperature regime similar to that found for ionic melts. Thus we find that the NTW model has mixed characteristics of simple liquids and ionic melts. Our study further reveals a quantitative relationship between the Rosenfeld and the Arrhenius relations. For strong liquids, the validity of the Rosenfeld relation in the low temperature regime is connected to it following the Arrhenius behaviour in that regime. Finally we explore the role of pair entropy and residual multiparticle entropy in the dynamics as a function of fragility of the systems.

Keywords: Rosenfeld scaling, Arrhenius law, excess entropy, pair entropy

I. INTRODUCTION

A semi-quantitative relation between dynamical properties like diffusivity or relaxation times and the thermodynamics has been proposed by Rosenfeld^{1,2} and recently it has been extensively studied for different systems³⁻⁹. The relationship suggests that the fluid should follow $X^* = C \exp[-KS_{ex}]$, where X^* is the dimensionless dynamical quantity and S_{ex} is excess entropy which is the difference between the total thermodynamic entropy (S_{tot}) and the corresponding ideal gas entropy (S_{id}) at the same temperature (T) and density (ρ). C and K are the constants in the Rosenfeld relation. In a liquid due to the structural correlation the total entropy is less than the corresponding ideal gas entropy. Thus, the excess entropy has a negative value. It can also be expanded in an infinite series, $S_{ex} = S_2 + S_3 + \dots S_n$, where S_n is the entropic contribution due to n-particle spatial correlation¹⁰. For a binary system, the entropic contribution due to the pair correlation (S_2) can be written in terms of the partial radial distribution functions,

$$\frac{S_2}{k_B} = -\frac{\rho}{2} \sum_{\alpha, \beta} x_\alpha x_\beta \int_0^\infty \{g_{\alpha\beta}(r) \ln g_{\alpha\beta}(r) - [g_{\alpha\beta}(r) - 1]\} dr, \quad (1)$$

where $g_{\alpha\beta}(r)$ is the pair correlation between particles of type α and β , ρ is the density of the system, x_α is the mole fraction of component α in the mixture, and k_B is the Boltzmann constant. Thus the excess entropy can be written as a contribution from the pair, S_2 and higher

order terms, ΔS . The ΔS contains all the contribution beyond two particles¹¹⁻¹⁴ and is written as,

$$\Delta S = S_{ex} - S_2 = \sum_{n=3}^{\infty} S_n, \quad (2)$$

where, S_n is the entropic contribution due to n-particle spatial correlation¹⁰.

In liquid state theory, the structure of a liquid is primarily described by radial distribution function and hence its entropic contribution plays a crucial role in predicting the dynamical quantities. For simple liquids the pair entropy S_2 provides 80% – 90% contribution to the excess entropy^{4,15}. Based on this microscopic picture, Dzugutov proposed a relationship between pair excess entropy S_2 and dynamical quantity which is given by $X^* = C_1 \exp[-K_1 S_2]$ ¹⁶. Therefore, the Dzugutov scaling law is considered as a special case of the Rosenfeld scaling.

Although the Rosenfeld relation is semi-empirical in nature, Bagchi and coworkers have derived it using the connection between excess entropy and Zwanzig's rugged energy landscape model of diffusion¹⁷⁻¹⁹. Samanta *et al.* have found that the mode coupling diffusion coefficient can be fitted to the Rosenfeld scaling under certain approximations²⁰. In a recent study we find that mode coupling theory (MCT) vertex is related to pair excess entropy and higher order MCT calculation in the schematic limit can provide the phenomenological Rosenfeld relation²¹. Thus, the scaling law has been derived using different theories.

The Rosenfeld scaling relation is found to be valid for a wide variety of liquids including simple liquids⁴, water²², ionic melts^{5,6,8}, model polymeric melts³ and even for the data obtained in different experiments²³⁻²⁵. However the Rosenfeld behaviour is not same for all the systems. For most of the systems like simple liquids and water the

^{a)} A. Banerjee and M. K. Nandi contributed equally to this work.

^{b)} Electronic mail: mb.sarika@ncl.res.in

scaling breaks down in the low temperature regime. For ionic liquids, the Rosenfeld relationship is found to be valid up to much lower temperature and the value of the Rosenfeld exponents are different from that found for simple liquids⁸. The ionic melts are known to be network forming liquids. Recently Coslovich and Pastore have proposed a new model of a simple liquid (NTW model) which mimics the properties like the structure and the dynamics of the network forming liquids^{26,27}. Since earlier studies have reported the Rosenfeld behaviour to be different for simple and network forming liquids^{7,8}, it will be interestingly to investigate the Rosenfeld scaling of the NTW model.

In this present work, using molecular dynamics simulations we perform a comparative study of the validity of the Rosenfeld relation for a few simple liquids, the LJ system, its repulsive counterpart known as WCA (Weeks-Chandler-Andersen) system and the NTW model. The earlier study of the Rosenfeld relationship for the LJ and WCA systems have been performed in a moderate density range (1.05 – 1.25)⁷. Here we study a higher density range from 1.2 to 1.6 and find that the LJ and WCA systems follow the Rosenfeld and Dzugutov scaling laws only up to moderately high temperature. On the other hand, similar to that found for ionic melts⁸ the Rosenfeld relationship for the NTW model is valid upto a much lower temperature. However, the Rosenfeld exponent at high temperature appears to be similar to that found for simple liquids which is different from the value obtained for the ionic melts⁸. Thus our result shows that the NTW model has mixed characteristics of simple liquids and ionic melts. We show a connection between the validity of the Rosenfeld relation and the Arrhenius behaviour. Our study predicts that for the NTW model the validity of the Rosenfeld relation at the low temperature is connected to it being a strong liquid. We also study the independent role of pair entropy and residual multi-particle entropy on the dynamics as function of fragility of the system.

The paper is organized as follows: The simulation details are given in Sec. II. In Sec. III we describe the methods used for evaluating the various quantities of interest and provide other necessary background. Sec. IV contains a discussion of presented results and Sec. V contains a brief conclusion.

II. SIMULATION DETAILS

In this study, we perform extensive molecular dynamics simulations for three-dimensional binary mixtures in the canonical ensemble. The system contains N_A particles of type A and N_B particles of type B under periodic boundary conditions. The total number density is fixed at $\rho = N/V$ with the total number of particles $N = N_A + N_B$ and a system volume V . The models studied here, are the well-known models of glass-forming liquids: the binary Kob-Andersen Lennard-

Jones (KALJ) liquids²⁸ and the corresponding WCA version (KAWCA)²⁹ and a network-forming (NTW)²⁶ liquid that mimics SiO_2 with short-range spherical potentials. The molecular dynamics (MD) simulations have been carried out using the LAMMPS package³⁰. For all state points, three to five independent samples with run lengths $> 100\tau$ (τ is the α -relaxation time) are analyzed.

A. KALJ and KAWCA: binary mixture of Kob Andersen Lennard-Jones particles and corresponding WCA version

The most frequently studied model for glass forming liquids is Kob-Andersen model which is a binary mixture (80:20) of Lennard-Jones (LJ) particles²⁸. The interatomic pair potential between species α and β , with $\alpha, \beta = A, B$, $U_{\alpha\beta}(r)$ is described by a shifted and truncated Lennard-Jones (LJ) potential, as given by:

$$U_{\alpha\beta}(r) = \begin{cases} U_{\alpha\beta}^{(LJ)}(r; \sigma_{\alpha\beta}, \epsilon_{\alpha\beta}) - U_{\alpha\beta}^{(LJ)}(r_{\alpha\beta}^{(c)}; \sigma_{\alpha\beta}, \epsilon_{\alpha\beta}), & r \leq r_{\alpha\beta}^{(c)} \\ 0, & r > r_{\alpha\beta}^{(c)} \end{cases} \quad (3)$$

where $U_{\alpha\beta}^{(LJ)}(r; \sigma_{\alpha\beta}, \epsilon_{\alpha\beta}) = 4\epsilon_{\alpha\beta}[(\sigma_{\alpha\beta}/r)^{12} - (\sigma_{\alpha\beta}/r)^6]$ and $r_{\alpha\beta}^{(c)} = 2.5\sigma_{\alpha\beta}$ for the LJ systems (KALJ) and $r_{\alpha\beta}^{(c)}$ is equal to the position of the minimum of $U_{\alpha\beta}^{(LJ)}$ for the WCA systems (KAWCA)²⁹. Length, temperature and time are given in units of σ_{AA} , $k_B T/\epsilon_{AA}$ and $\tau = \sqrt{(m_A \sigma_{AA}^2/\epsilon_{AA})}$, respectively. Here we have simulated Kob Andersen Model with the interaction parameters $\sigma_{AA} = 1.0$, $\sigma_{AB} = 0.8$, $\sigma_{BB} = 0.88$, $\epsilon_{AA} = 1$, $\epsilon_{AB} = 1.5$, $\epsilon_{BB} = 0.5$, $m_A = m_B = 1.0$. We have performed MD simulations in the canonical ensemble (NVT) using Nosé-Hoover thermostat with integration timestep 0.005τ . The time constants for Nosé-Hoover thermostat are taken to be 100 time steps. The sample is kept in a cubic box with periodic boundary condition. System size is $N = 500$, $N_A = 400$ (N = total number of particles, N_A = number of particles of type A) and we have studied a broad range of density ρ from 1.2 to 1.6 with different temperature ranges given in Table I.

B. NTW: tetrahedral network-forming liquids

We study a model of network-forming liquids²⁶ interacting via spherical short-ranged potentials. This model is simple model and mimics SiO_2 glasses, in which tetrahedral networks strongly dominate the dynamics. The interaction potentials are given as

$$U_{\alpha\beta}(r) = \epsilon_{\alpha\beta}[(\frac{\sigma_{\alpha\beta}}{r})^{12} - (1 - \delta_{\alpha\beta})(\frac{\sigma_{\alpha\beta}}{r})^6]. \quad (4)$$

Here $\delta_{\alpha\beta}$ is the Kronecker delta function. The interaction is truncated and shifted at $r = 2.5\sigma_{\alpha\beta}$. The size, mass, and energy ratios are given as $\sigma_{AB}/\sigma_{AA} =$

TABLE I. The temperature range simulated for different systems.

system (density)	Temperature Range
LJ(1.2)	5.00-0.45
WCA(1.2)	5.00-0.30
LJ(1.4)	5.00-1.00
WCA(1.4)	5.00-0.95
LJ(1.6)	5.00-1.89
WCA(1.6)	5.00-1.89
NTW(1.655)	1.00-0.31

$0.49, \sigma_{BB}/\sigma_{AA} = 0.85, m_B/m_A = 0.57, \epsilon_{AB}/\epsilon_{AA} = 24, \epsilon_{BB}/\epsilon_{AA} = 1$.

System size is $N = 500$, $N_A = 165$ (N = total number of particles, N_A = number of particles of type A). The number density of NTW mixtures is $\rho = 1.655$. These parameters are adjusted to reproduce the radial distribution functions of the SiO_2 amorphous states which corresponds to the density $\rho = 2.37g\text{\AA}^{-3}$ of the so-called van Beest-Kramer-van Santen (BKS) model for the silica glass^{31,32}.

III. DEFINITIONS AND BACKGROUND

A. Relaxation time

We have calculated the relaxation times from the decay of the overlap function $q(t)$, from the condition $q(t = \tau_\alpha)/N = 1/e$. $q(t)$ is defined as

$$\begin{aligned}
 \langle q(t) \rangle &\equiv \left\langle \int dr \rho(r, t_0) \rho(r, t + t_0) \right\rangle \\
 &= \left\langle \sum_{i=1}^N \sum_{j=1}^N \delta(\mathbf{r}_j(t_0) - \mathbf{r}_i(t + t_0)) \right\rangle \\
 &= \left\langle \sum_{i=1}^N \delta(\mathbf{r}_i(t_0) - \mathbf{r}_i(t + t_0)) \right\rangle \\
 &+ \left\langle \sum_i \sum_{j \neq i} \delta(\mathbf{r}_i(t_0) - \mathbf{r}_j(t + t_0)) \right\rangle. \quad (5)
 \end{aligned}$$

The overlap function is a two-point time correlation function of local density $\rho(r, t)$. It has been used in many recent studies of slow relaxation^{21,33}. In this work, we consider only the self-part of the total overlap function (i.e. neglecting the $i \neq j$ terms in the double summation). Earlier it has been shown to be a good approximation to the full overlap function. So, the overlap function can be well approximated by its self part, and written as,

$$\langle q(t) \rangle \approx \left\langle \sum_{i=1}^N \delta(\mathbf{r}_i(t_0) - \mathbf{r}_i(t + t_0)) \right\rangle. \quad (6)$$

Again, the δ function is approximated by a Heaviside step function $\Theta(x)$ which defines the condition of overlap between two particle positions separated by a time interval t :

$$\begin{aligned}
 \langle q(t) \rangle &\approx \left\langle \sum_{i=1}^N \Theta(|\mathbf{r}_i(t_0) - \mathbf{r}_i(t + t_0)|) \right\rangle \\
 \Theta(x) &= 1, x \leq a \text{ implying overlap} \\
 &= 0, \text{ otherwise.} \quad (7)
 \end{aligned}$$

The time dependent overlap function thus depends on the choice of the cut-off parameter a , which we choose to be 0.3. This parameter is chosen such that particle positions separated due to small amplitude vibrational motion are treated as the same, or that a^2 is comparable to the value of the MSD in the plateau between the ballistic and diffusive regimes.

Relaxation times obtained from the decay of the self intermediate scattering function $F_s(k, t)$ using the definition $F_s(k, t = \tau_\alpha) = 1/e$ at a fixed $k \simeq 2\pi/r_{max}$, where r_{max} is the position of the first peak of the radial distribution function of A type particles. The self intermediate scattering function is calculated from the simulated trajectory as

$$F_s(k, t) = \frac{1}{N} \left\langle \sum_{i=1}^N \exp(-i\mathbf{k} \cdot (\mathbf{r}_i(t) - \mathbf{r}_i(0))) \right\rangle. \quad (8)$$

For NTW model, the cut off parameter for overlap function is taken as $a = 0.2$, as the decay time is similar to the decay observed from $F_s(k, t)$ at $k = 8.2^{27}$.

Since relaxation times from $q(t)$ and $F_s(k, t)$ behave very similarly, we have used the time scale obtained from $q(t)$.

We find that the diffusivities (D), obtained from the mean squared displacement (MSD) of the particles, follow a similar trend like inverse of relaxation time. However, we have used the relaxation time data in this present work.

B. Excess Entropy

The thermodynamic excess entropy, S_{ex} , is defined as the difference between the total entropy (S_{total}) and the ideal gas entropy (S_{id}) at the same temperature (T) and density (ρ) for all the model glass formers^{4,7}. The entropy was initially evaluated at a high temperature (T_r) and low reduced density (ρ_r) where the system can be assumed to behave as an ideal gas. Entropies at any other state points, relative to this reference ideal state point, can be calculated using a combination of isochoric and isothermal paths, ensuring that no phase transitions occur along the path. The entropy of the liquid has been calculated via thermodynamic integration starting from the ideal gas binary mixture reference point, along the $T = T_r$ isotherm, up to the studied $\rho = \rho_t$ density.

The entropy change along an isothermal path is given by⁷,

$$S_{ex}(T_r, \rho_t) = S(T_r, \rho_t) - S(T_r, \rho_r) = \frac{U(T_r, \rho_r) - U(T_r, \rho_t)}{T_r} - \int_{\rho_r}^{\rho_t} \frac{P(\rho)}{T_r} \frac{N}{\rho^2} d\rho, \quad (9)$$

and along the isochoric path it is given by⁷,

$$S_{ex}(T_t, \rho_t) = S(T_t, \rho_t) - S(T_r, \rho_t) = \int_{T_r}^{T_t} \frac{1}{T} \left(\frac{\partial U}{\partial T} \right)_\rho dT. \quad (10)$$

To calculate the integral in the above equation, we use a standard technique used for supercooled liquid³⁴. We fit the temperature dependence of the potential energy using the functional form, $U = a + bT^c$, where a, b, c are the fitting parameters. The low temperature trajectories have been averaged over 500τ (where τ is the relaxation time defined in Sec 3A).

IV. RESULTS

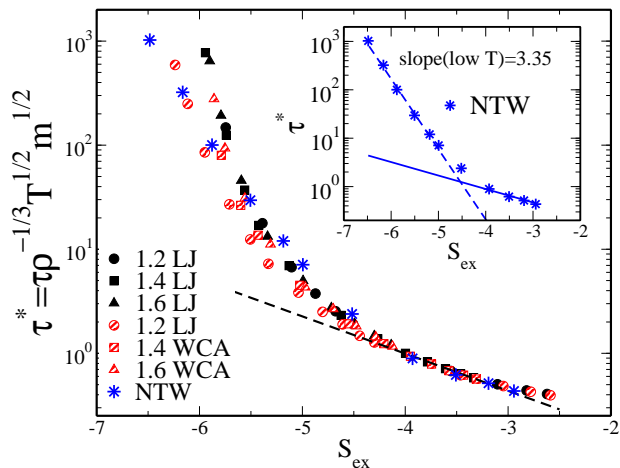


FIG. 1. The scaled relaxation time vs. excess entropy (S_{ex}). In the high temperature regime, the Rosenfeld scaling law follow a universal behavior with the exponent 0.8. The $\ln \tau^*$ is shifted by -0.2 for NTW model to obtain the master plot. Note that, the slope remains unaltered with this shifting. The slope of the black dashed line is close to 0.8. (inset) For the NTW model the scaled relaxation time vs. excess entropy (S_{ex}). The low temperature regime is fitted to another straight line with different slope which is equal to 3.35.

In case of simple liquids at the high temperatures, the dimensionless scaled relaxation time (τ^*) follows the Rosenfeld relation which is given by,

$$\tau^* = C \exp(-K S_{ex}), \quad (11)$$

where, C, K are the fitting parameters and S_{ex} is the excess entropy. The scaled relaxation time τ^* can be written as $\tau^* = \tau \rho^{-1/3} (k_B T / m)^{-1/2}$, where m is the mass of the particle. Note that, for NTW model we have used the mass as $m = \sum_i x_i m_i$, where x_i is the mole fraction of the

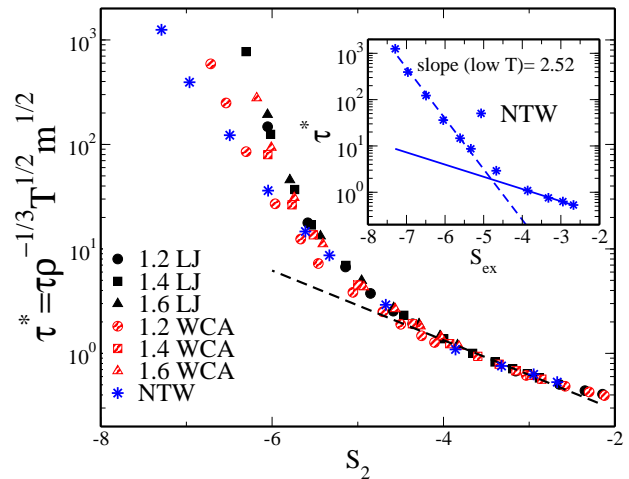


FIG. 2. The scaled relaxation time vs. pair entropy (S_2). In the high temperature regime, the Dzugutov scaling law follow a universal behavior with the exponent 0.8. The slope of the black dashed line is close to 0.8. (inset) For the NTW model the scaled relaxation time vs. pair entropy (S_2). The low temperature regime is also fitted to another straight line with different slope which is equal to 2.52.

i -th particle. We plot the Rosenfeld behavior both for LJ and WCA systems at different densities and for the NTW model at $\rho = 1.655$ (Fig 1). We find that the relationship is valid at high temperature regime. Interestingly all the systems show a master plot at high temperature and the Rosenfeld exponent (K) is close to 0.8. Note that earlier studies have reported that the Rosenfeld scaling is valid at high temperature both for LJ and WCA systems with the same value of the exponent K ⁷. However the density range studied here is much higher, thus, predicting that the Rosenfeld relationship is valid over a wider range of densities. Our study also shows that although at low temperatures the WCA system does not follow any density-temperature scaling^{21,35,36}, at high temperatures it shows a master plot. The NTW model on the other hand, although is a model of a simple liquid, is known to show characteristics of ionic melts, to be specific the SiO_2 system²⁶. However the value of the Rosenfeld scaling exponent (K) for NTW model is similar to that of the simple liquids and different from that reported for SiO_2 ⁸.

Our next observation is that in the low temperature regime although the LJ and WCA systems show a break-

down of the scaling law, the NTW model follows the scaling law with higher value of the exponent (inset of Fig 1). This behavior of the NTW model is similar to that reported for the ionic melts⁸. Thus, our study reveals that although the NTW model follows the Rosenfeld behaviour up to a much lower temperature like other network forming liquids, its Rosenfeld exponent is similar to that found for simple liquids ($K \sim 0.8$). Therefore, the NTW model appears to have mixed characteristics of network forming liquids and simple liquids.

As mentioned in the introduction, the pair entropy S_2 provides 80% – 90% contribution to the excess entropy^{4,15,21} and thus, the Rosenfeld relationship can be written in terms of S_2 which is given by,

$$\tau^* = C_1 \exp(-K_1 S_2), \quad (12)$$

where, C_1 , K_1 are the fitting parameters and S_2 is the pair entropy and this scaling behavior is known as Dzugutov scaling law. In Fig 2 we plot the Dzugutov scaling behavior and similar to the Rosenfeld relationship we find it to be valid at high temperature regime. The value of the exponent $K_1 \sim 0.8$, this indicates that both the Rosenfeld and Dzugutov scaling follows an universal exponent. We also find that similar to the Rosenfeld relation, the Dzugutov scaling behavior is valid for NTW model upto a much lower temperature (inset of Fig 2) with a higher value of exponent.

Next we explore the origin of validity of the Rosenfeld scaling for the network forming liquid even in the lower temperature regime. For any system at high temperatures, the temperature dependence of the relaxation time can be expressed in terms of Arrhenius law which is given by,

$$\tau = \tau_0 \exp(E/T), \quad (13)$$

where, E is the activation energy. Note that the ionic melts and NTW model are strong liquids which follow Arrhenius behaviour even in the lower temperature regime. In Fig 3a we plot the relaxation time for NTW model and find that both the high temperature and low temperature regimes can be fitted to two independent straight lines with the activation energies $E(\text{high}) = 1.50$ and $E(\text{low}) = 5.83$, respectively.

The Rosenfeld scaling law can also be written in terms of unscaled relaxation time²¹ given by,

$$\tau = C' \exp(-K' S_{ex}). \quad (14)$$

We plot the τ vs $-S_{ex}$ in Fig 3b and find that the Rosenfeld behavior is valid up to a low temperature regime with different values of the exponent which are given in Table II. Note that the break in the Rosenfeld behaviour happens exactly at the same position where the break in the Arrhenius behavior is observed. Thus, these two plots show qualitatively similar behavior.

Now to establish a quantitative connection between the Arrhenius and the Rosenfeld relations, we equate Eq 13

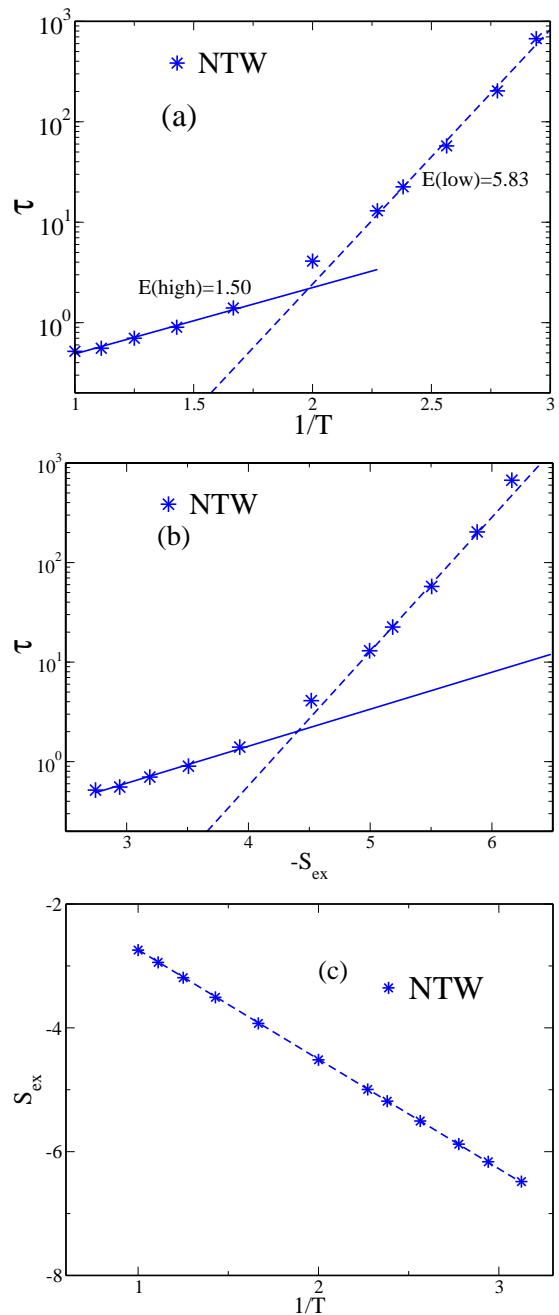


FIG. 3. For the NTW model (a) the temperature dependence of the relaxation time. Both the high and low temperature regimes follow Arrhenius relationship and can be fitted to two independent straight lines. (b) The validity of the Rosenfeld relationship. The break in both the plots (a and b) occur at the same value of the τ . (c) S_{ex} vs $1/T$ shows a linear behavior over the whole temperature regime.

and Eq 14 and can write it as,

$$\frac{E}{T} \sim -K' S_{ex}. \quad (15)$$

The above equation suggests that for strong liquids where E is independent of temperature if $S_{ex} \propto 1/T$, the activa-

TABLE II. The fitting parameters of the Rosenfeld scaling, $\tau = C' \exp(-K' S_{ex})$.

NTW	$\ln C'$	K'
high T	3.07	0.86
low T	12.98	3.10

tion energy (E) is proportional to the Rosenfeld exponent (K').

Next we show, that for NTW model the S_{ex} vs. $1/T$ plot indeed shows a linear behavior (Fig 3c) for the whole temperature range. Thus, from Eq 15 we expect that

$$\frac{E(low)}{E(high)} \sim \frac{K'(low)}{K'(high)}. \quad (16)$$

We calculate the ratio of the activation energies and find that $\frac{E(low)}{E(high)} = 3.89$ which is close to the value of $\frac{K'(low)}{K'(high)} = 3.60$.

Note that for most of the systems both the Rosenfeld relationship and the Arrhenius behaviour are known to be valid only in the high temperature regime. For the fragile systems, in the low temperature regime, the activation energy becomes temperature dependent and there is a breakdown of the Arrhenius behaviour. However, strong liquids like the NTW model follows an Arrhenius temperature dependence even in the low temperature regime (Fig 3a) and also follows the Rosenfeld scaling (Fig 3b). Thus we may conclude that the breakdown of the Rosenfeld relationship is connected to the temperature dependence of the activation energy, E .

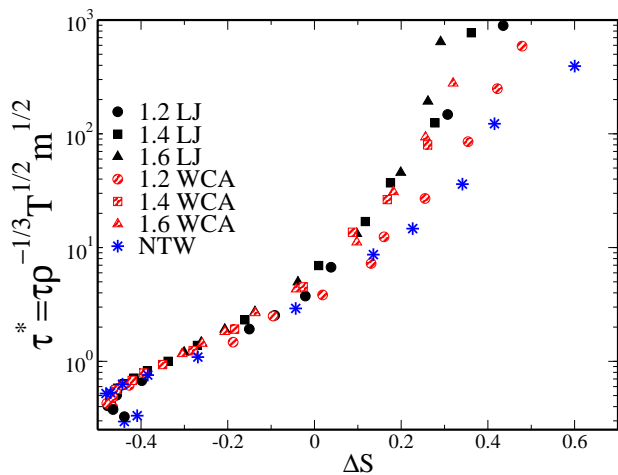


FIG. 4. The scaled relaxation time vs. RMPE (ΔS). To start with the same high temperature value of ΔS , for NTW model the x-axis is shifted by -0.2 .

Next we explore the role of residual multi particle entropy (RMPE) in the dynamics. In Fig 4 we plot the scaled relaxation time with RMPE, ΔS . Similar to that found earlier⁷, for all the systems, there is initially a positive correlation between the relaxation time and ΔS and

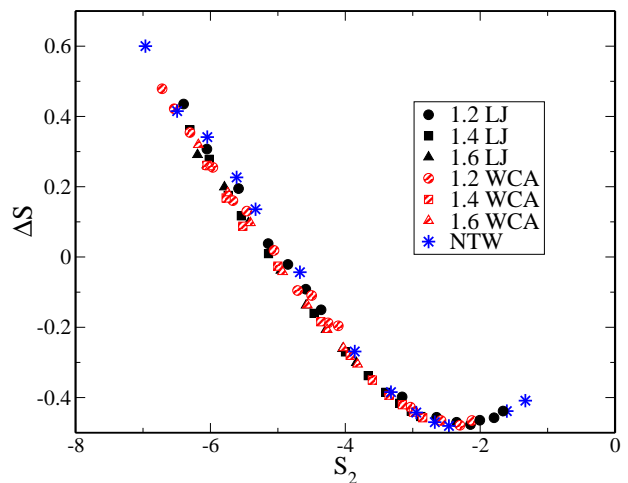


FIG. 5. Correlation of RMPE (ΔS) with pair entropy (S_2). For NTW model the ΔS (y-axis) is shifted by -0.2 .

as the temperature is lowered the correlation becomes negative. This role reversal of RMPE has been observed earlier where we have reported that the small positive value of RMPE speeds up the relaxation time³⁷. Although at moderately high temperatures, the data show a master plot, at low temperature the dependence of relaxation time on RMPE becomes system dependent. Similar observation is made in Fig 2 where τ^* vs. S_2 also shows a deviation at low temperature.

Note that these systems cover a wide range of fragility where the LJ system and WCA at high density are the most fragile systems and NTW model is the least fragile one (strongest). Thus, the S_2 and ΔS dependence of the scaled relaxation time τ^* show a variation with fragility. It appears that for the strong liquid, there is a weaker dependence of τ^* on S_2 and ΔS .

To understand this, in Fig 5 we plot ΔS with pair entropy for all the systems and find a data collapse. The plot shows that at high temperatures, there is a positive correlation of S_2 and RMPE up to a point where $S_2 = -2.5K_B$ ⁷. Below $S_2 = -2.5K_B$, S_2 decreases with increasing ΔS and the rate of the negative correlation is independent of fragility. Since the S_2 and the ΔS act in opposite directions, their combined effect which is seen in the S_{ex} and thus in the relaxation time is much weaker. This is precisely the reason behind the spread observed in Fig 2 and Fig 4. Note that τ^* vs. S_{ex} plot shows a less spread with fragility (Fig 1).

V. CONCLUSION

In this present work we find that both the Rosenfeld and Dzugutov scaling laws are valid at the high temperature regime for LJ and WCA systems ($\rho = 1.2 - 1.6$) and for the NTW model ($\rho = 1.655$). Interestingly, for all the systems the exponents of both the scaling laws are universal at high temperatures⁷ and different from

the value predicted for the ionic melts⁸. For the LJ and the WCA systems both the scaling laws break down in the low temperature regime. However, we show that like other network forming liquids (ionic melts)⁸, the scaling laws for the NTW model are valid even in the lower temperature regime. Thus, although in terms of validity of these semi-empirical relationships, the NTW model behaves like other network forming liquids, the value of the exponent appears to be similar to that found for the other simple liquids. Our study establishes that the Rosenfeld and the Arrhenius relations are correlated both qualitatively and quantitatively. Thus, for the NTW model, the validity of the Rosenfeld relationship at lower temperatures can be connected to it being a strong liquid following Arrhenius behaviour in this regime. We also study the independent role of pair entropy and residual multiparticle entropy on the dynamics for the systems with different fragilities. Our study reveals that for stronger liquids the dynamics has a weaker dependence on the S_2 and ΔS . This weaker dependence can be traced back to the fact that the effect of S_2 and ΔS on the dynamics act in the opposite directions with a similar rate.

VI. ACKNOWLEDGEMENTS

This work is dedicated to the memory of Professor Charusita Chakravarty. A. Banerjee and M. K. Nandi contributed equally to this work. SMB thanks Charusita Chakravarty and Srikanth Sastry for discussions. Authors thank Department of Science and Technology (DST-SERB), India and CSIR-Multi-Scale Simulation and Modeling project for financial supports. AB thanks CSIR and MKN thanks UGC for fellowship.

- ¹Rosenfeld Y, 2000 Excess-entropy and freezing-temperature scalings for transport coefficients: Self-diffusion in Yukawa systems *Phys. Rev. E* **62** 7524.
- ²Rosenfeld Y, 1999 A quasi-universal scaling law for atomic transport in simple fluids *J Phys: Condens. Matter* **11** 5415.
- ³Goel T, Patra C N, Mukherjee T and Chakravarty C, 2008 Excess entropy scaling of transport properties of Lennard-Jones chains *J. Chem. Phys.* **129** 164904.
- ⁴Singh M, Liu H, Kumar S K, Ganguly A and Chakravarty C, 2010 Excess entropy and structural transitions in a two-dimensional square-shoulder fluid *J. Chem. Phys.* **132** 074503 .
- ⁵Sharma R , Chakraborty S N and Chakravarty C, 2006 Entropy, diffusivity, and structural order in liquids with waterlike anomalies *J. Chem. Phys.* **125** 204501 .
- ⁶Agarwal M, Singh M, Shadrack Jabes B and Chakravarty C, 2011 Excess entropy scaling of transport properties in network-forming ionic melts (SiO₂ and BeF₂) *J. Chem. Phys.* **134** 014502.
- ⁷Singh M, Agarwal M, Dhabal D and Chakravarty C, 2012 Structural correlations and cooperative dynamics in supercooled liquids *J. Chem. Phys.* **137** 024508.
- ⁸Agarwal M and Chakravarty C, 2009 Relationship between structure, entropy, and mobility in network-forming ionic melts *Phys. Rev. E* **79** 030202.
- ⁹Dhabal D, Chakravarty C, Molinero V and Kashyap H K, 2016 Comparison of liquid-state anomalies in Stillinger-Weber models of water, silicon, and germanium *J. Chem. Phys.* **145** 214502.
- ¹⁰Kirkwood J G and Boggs E M, 1942 The Radial Distribution Function in Liquids *J. Chem. Phys.* **10** 394.
- ¹¹Giaquinta P V and Guinta G, 1992 About entropy and correlations in a fluid of hard spheres *Physica A* **187** 145.
- ¹²Prestipino S and Giaquinta P V, 1999 Statistical Entropy of a Lattice-Gas Model: Multiparticle Correlation Expansion *J. Stat. Phys.* **96** 135.
- ¹³Saija F, Prestipino S and Giaquinta P V, 2000 Entropy, correlations, and ordering in two dimensions *J. Chem. Phys.* **113** 2806.
- ¹⁴Saija F, Prestipino S and Giaquinta P V, 2006 Evaluation of phenomenological one-phase criteria for the melting and freezing of softly repulsive particles *J. Chem. Phys.* **124** 244504.
- ¹⁵Borzsk I and Baranyai A, 1992 On the convergence of Green's entropy expansion *Chem. Phys.* **165** 227.
- ¹⁶Dzugutov M, 1996 A universal scaling law for atomic diffusion in condensed matter *Nature* **381** 6578.
- ¹⁷Zwanzig R, 1988 Diffusion in a rough potential *PNAS* **85** 2029.
- ¹⁸Banerjee S, Biswas R, Seki K and Bagchi B, 2014 Diffusion on a rugged energy landscape with spatial correlations *J. Chem. Phys.* **141** 124105.
- ¹⁹Seki K and Bagchi B, 2015 Relationship between entropy and diffusion: A statistical mechanical derivation of Rosenfeld expression for a rugged energy landscape *J. Chem. Phys.* **143** 194110.
- ²⁰Samanta A, Ali S M and Ghosh S K, 2001 Universal Scaling Laws of Diffusion in a Binary Fluid Mixture *Phys. Rev. Lett.* **87** 245901.
- ²¹Nandi M K, Banerjee A, Sengupta S, Sastry S and Bhattacharyya S M, 2015 Unraveling the success and failure of mode coupling theory from consideration of entropy *J Chem. Phys.* **143** 174504.
- ²²Agarwal M, Singh M, Sharma R, Parvez Alam M and Chakravarty C, 2010 Relationship between structure, entropy, and diffusivity in water and water-like liquids *J. Phys. Chem. B* **114** 6995.
- ²³Abramson E H, 2007 Viscosity of water measured to pressures of 6 GPa and temperatures of 300 C *Phys. Rev. E* **76** 051203.
- ²⁴Abramson E H and West-Foyle H, 2008 Viscosity of nitrogen measured to pressures of 7 GPa and temperatures of 573 K *Phys. Rev. E* **77** 041202.
- ²⁵Abramson E H, 2009 Viscosity of carbon dioxide measured to a pressure of 8 GPa and temperature of 673 K *Phys. Rev. E* **80** 021201.
- ²⁶Coslovich D and Pastore G, 2009 Dynamics and energy landscape in a tetrahedral network glass-former: direct comparison with models of fragile liquids *Journal of Physics: Condensed Matter* **21** 285107.
- ²⁷Staley H, Flenner E and Szamel G, 2015 Reduced strength and extent of dynamic heterogeneity in a strong glass former as compared to fragile glass formers *J. Chem. Phys.* **143** 244501.
- ²⁸Kob W and Andersen H C, 1995 Testing mode-coupling theory for a supercooled binary Lennard-Jones mixture I: The van Hove correlation function *Phys. Rev. E* **51** 4626.
- ²⁹Weeks J D, Chandler D and Andersen H C, 1971 Role of Repulsive Forces in Determining the Equilibrium Structure of Simple Liquids *J. Chem. Phys.* **54** 5237.
- ³⁰Plimpton S J, 1995 Large-scale Atomic/Molecular Massively Parallel Simulation (lammmps.sandia.gov) *J. Comput. Phys.* **117** 1.
- ³¹Van Beest B, Kramer G J and Van Santen R, 1990 Force fields for silicas and aluminophosphates based on ab initio calculations *Phys. Rev. Lett.* **64** 1955.
- ³²Carré A, Berthier L, Horbach J, Ispas S and Kob W, 2007 Amorphous silica modeled with truncated and screened Coulomb interactions: A molecular dynamics simulation study *J. Chem. Phys.* **127** 114512.
- ³³Banerjee A, Nandi M K, Sastry S and Bhattacharyya S M, 2016 Effect of total and pair configurational entropy in determining dynamics of supercooled liquids over a range of densities *J. Chem. Phys.* **145** 034502.
- ³⁴Sastry S, 2000 Liquid Limits: Glass Transition and Liquid-Gas Spinodal Boundaries of Metastable Liquids *Phys. Rev. Lett.* **85** 590.

- ³⁵Berthier L and Tarjus G, 2011 Testing microscopic theories of glass-forming liquids *EPJE* **34** 96.
- ³⁶Pedersen U R, Schrøder T B, and Dyre J C, 2010 Repulsive Reference Potential Reproducing the Dynamics of a Liquid with Attractions *Phys. Rev. Lett.* **105** 157801.
- ³⁷Banerjee A, Sengupta S, Sastry S and Bhattacharyya S M , 2014 Role of structure and entropy in determining differences in dynamics for glass formers with different interaction potentials *Phys. Rev. Lett.* **113** 225701.