

Ergodic-nonergodic regions in the quantum Sherrington-Kirkpatrick spin glass model and quantum annealing

Sudip Mukherjee,^{1,2,*} Atanu Rajak,^{3,2,†} and Bikas K Chakrabarti^{2,‡}

¹*Barasat Government College, Barasat, Kolkata 700124, India.*

²*Condensed Matter Physics Division, Saha Institute of Nuclear Physics, 1/AF Bidhannagar, Kolkata 700064, India.*

³*Department of Physics, Bar-Ilan University, Ramat-Gan 52900, Israel*

We explore the behavior of order parameter distribution of quantum Sherrington-Kirkpatrick model in the spin glass phase using Monte Carlo technique for the effective Suzuki-Trotter Hamiltonian at finite temperatures and that at zero temperature obtained using exact diagonalization method. Our numerical results indicate the existence of low but finite temperature quantum fluctuation dominated ergodic region along with the classical fluctuation dominated high temperature nonergodic region in the spin glass phase of the model. In the ergodic region, the order parameter distribution gets narrower around the most probable value of the order parameter as the system size increases. In the other region, the Parisi order distribution function has non-vanishing value everywhere in thermodynamic limit, indicating nonergodicity. We also show, the average annealing time for convergence (within a small error range) to a low energy level of the model becomes system size independent for annealing down through the (quantum fluctuation dominated) ergodic region and becomes strongly system size dependent for annealing through the nonergodic region.

I. INTRODUCTION

Considerable amount of investigations have been made in studying the nonergodic behavior [1] of the spin glass phase of the classical Sherrington-Kirkpatrick (SK) spin glass model [2]. The phenomenon of replica symmetry breaking, induced by nonergodicity, occurs due to the appearance of macroscopically high free-energy barriers separating the local minima. Such highly rugged nature of free-energy landscape in spin glass phase causes the system to get trapped into any one self-similar region of the configuration space. Consequently one gets a broad order parameter distribution in the spin glass phase as suggested by Parisi [3]. In this case, along with the peak at any non-zero value of the order parameter, its distribution also contains a long tail extended to the zero value of the order parameter in the thermodynamic limit. This localization due to nonergodicity has been identified to be responsible for the NP hardness of equivalent optimization problems (see e.g., [4]).

The situation seems to be quite different when the SK spin glass is placed under a transverse field. Due to the presence of the quantum fluctuations, the system is able to tunnel through the tall (but narrow) free-energy barriers [5, 6], inducing ergodicity. Consequently one would expect a narrowly peaked order parameter distribution in quantum SK spin glass model in the thermodynamic limit [5]. This ergodicity has been identified to be responsible (see e.g., [7, 8]) for the success of quantum annealing.

We have studied the nature of order parameter distribution of transverse field SK spin glass at finite tem-

perature using Monte Carlo simulation of the effective Suzuki-Trotter Hamiltonian and using the exact diagonalization technique at zero temperature. In this numerical study we tried to identify the possible ergodic spin glass phase (due to quantum tunneling) of the system. We find a low temperature region in the quantum SK system, where the tails of the order parameter distribution vanishes in thermodynamic limit, suggesting convergence of the order parameter distribution to be a peaked one around the most probable value. Although the system sizes we studied are not very large, we believe our study clearly indicates the existence of a low temperature ergodic region in the spin glass phase of this quantum SK model. On the other hand, in other (high temperature) part of the spin glass phase, the order parameter distribution appears to remain Parisi type [9] which indicates lack of ergodicity in this part of the spin glass phase. We have already identified [11] the quantum fluctuation dominated part of the spin glass phase boundary of this model, crossing over at finite temperature to the classical fluctuation dominated part (see also [12]). Here we find that the line separating the ergodic and the non-ergodic regions pass through the zero temperature-zero transverse field point and the above mentioned quantum-classical crossover point on the phase boundary.

We also study the variation of the average annealing time in the finite temperature Suzuki-Trotter Hamiltonian dynamics for the model in both the ergodic and nonergodic regions. For annealing down to a fixed low temperature and low transverse field point through the (quantum fluctuation dominated) ergodic region, we find the average annealing time to be independent of system size. On the other hand the average annealing time is observed to grow strongly with the system size, when similar annealing is performed through the (classical fluctuation dominated) nonergodic region.

*Electronic address: sudip.mukherjee@saha.ac.in

†Electronic address: raj.atanu009@gmail.com

‡Electronic address: bikask.chakrabarti@saha.ac.in

II. MODEL

The Hamiltonian of the quantum SK spin glass model with N Ising spins is given by (see e.g., [7])

$$H = H_0 + H_I; H_0 = -\sum_{i<j} J_{ij} \sigma_i^z \sigma_j^z; H_I = -\Gamma \sum_{i=1}^N \sigma_i^x. \quad (1)$$

Here σ_i^z , σ_i^x are the z and x components of Pauli spin matrices respectively and Γ denotes the transverse field. The Hamiltonian in Eq. (1) becomes the classical SK spin glass Hamiltonian (H_0) for zero value of the transverse field. The spin-spin couplings (J_{ij}) are distributed following Gaussian distribution $\rho(J_{ij}) = \left(\frac{N}{2\pi J^2}\right)^{\frac{1}{2}} \exp\left(-\frac{N J_{ij}^2}{2J}\right)$, where the mean and variance of the distribution are zero and J/\sqrt{N} respectively (see e.g., [7]). In this work we take $J = 1$. To perform Monte Carlo simulation at finite temperature we map the Hamiltonian (1) into an effective classical Hamiltonian H_{eff} by using Suzuki-Trotter formalism (see e.g., [10]):

$$H_{eff} = -\sum_{m=1}^M \sum_{i<j} \frac{J_{ij}}{M} \sigma_i^m \sigma_j^m - \sum_{i=1}^N \sum_{m=1}^M \frac{1}{2\beta} \log \coth \frac{\beta \Gamma}{M} \sigma_i^m \sigma_i^{m+1}, \quad (2)$$

where σ_i^m ($= \pm 1$) represents the i -th (classical) Ising spin in the m -th replica. We have an additional dimension (in Eq. 2), namely the Trotter dimension. Here M denotes the total number of Trotter slices and β is the inverse of temperature T . $M \rightarrow \infty$ as $T \rightarrow 0$.

III. MONTE CARLO RESULTS

For finite temperature study, we perform Monte Carlo simulation on H_{eff} to obtain the order parameter distribution in spin glass phase of our model. To obtain such distribution function we first allow the system to equilibrate with t_0 Monte Carlo steps and the thermal averaging is made over next t_1 time steps. In one Monte Carlo step we update all the spins of the system once. After the equilibration in each Monte Carlo step t we calculate the replica overlap $q^{\alpha\beta}(t)$, which is defined as $q^{\alpha\beta}(t) = \frac{1}{NM} \sum_{i=1}^N \sum_{m=1}^M (\sigma_i^m(t))^\alpha (\sigma_i^m(t))^\beta$. Here $(\sigma_i^m)^\alpha$ and $(\sigma_i^m)^\beta$ denote the spins of two replicas (in the m -th Trotter slice) having identical set of J_{ij} 's. The order parameter distribution $P(q)$ can be obtained as

$$P(q) = \overline{\frac{1}{t_1} \sum_{t=t_0}^{t_0+t_1} \delta(q - q^{\alpha\beta}(t))},$$

where the overhead bar denotes the configuration average over several sets of J_{ij} 's. The order parameter q is defined as $q = \frac{1}{MN} \sum_{m=1}^M \sum_{i=1}^N \overline{(\sigma_i^m)^2}$, where $\langle \dots \rangle$ denotes

the thermal average for a given configuration of disorder. From numerical data we compute $P(q)$ for a given values of T and Γ . Instead of area normalized distribution function we calculate $P(q)$, normalized to its maximum value.

In our simulation we work with the system sizes $N = 60, 120, 180, 240$ and the number of Trotter slices is $M = 15$. We have found that the equilibrium time of the system is not identical throughout the entire region of $\Gamma - T$ plane. The equilibrium time of the system (for $60 \leq N \leq 240$) is typically $\lesssim 10^6$ within the region $T < 0.25$ and $\Gamma < 0.40$, whereas it becomes $\lesssim 10^5$ for the rest of the spin glass phase region. We take $t_1 = 1.5 \times 10^5$ for Monte Carlo averaging and the configuration average is made over 1000 samples (configurations). Because of its symmetry we have determined the distribution of $|q|$ instead of q . We find that the tail of $P(|q|)$ extending to $q = 0$ has system size dependence. We extrapolate the values $P(0)$ with $1/N$ to get the value of $P(0)$ for infinite system size. We observe two distinct behaviors of such extrapolated values of $P(0)$ in spin glass phase. In the low temperature (and high transverse field) case, we notice that the value of $P(0)$ goes to zero in the large system size limit (see Fig. 1 (a, b)). Such an observation indicates $P(|q|)$ would approaches to Gaussian form in thermodynamic limit, suggesting ergodic behavior of the system. In contrast, for the other case (high temperature case) we find that $P(0)$ has finite value even in thermodynamic limit (see Fig. 2 (a, b)). There seems to be no possibility of $P(|q|)$ to approach the Gaussian form of distribution for infinite system size limit. It indicates that the system remains nonergodic in this region of spin glass phase.

IV. ZERO-TEMPERATURE DIAGONALIZATION RESULTS

For zero temperature study of our model, we have investigated the distribution of the spin glass order parameter using an exact diagonalization technique. The diagonalization of the quantum spin glass has been performed using Lanczos algorithm [13] to obtain its ground state. In this case we have considered system sizes (N) upto 20. The Hamiltonian in Eq. (1) can be written in the spin basis states which are indeed the eigenstates of the Hamiltonian H_0 . After performing diagonalization, the n -th eigenstate of the Hamiltonian in Eq. (1) is found out as $|\psi_n\rangle = \sum_{\alpha=0}^{2^{N-1}} a_\alpha^n |\varphi_\alpha\rangle$, where $a_\alpha^n = \langle \varphi_\alpha | \psi_n \rangle$ and $|\varphi_\alpha\rangle$ denote the eigenstates of the Hamiltonian H_0 . As the consequence of our interest in zero temperature analysis, we shall here mainly focus on the ground state ($|\psi_0\rangle$) averaging of different quantities of interest. One can define the order parameter for this zero temperature system as $Q = (1/N) \sum_i \overline{\langle \psi_0 | \sigma_i^z | \psi_0 \rangle^2} = (1/N) \sum_i \overline{Q_i}$ (note that Q here for $T = 0$ differs from q defined earlier for $T \neq 0$, using replica average) [11]. Here also, the overhead bar indicates the configuration averaging. Q_i denotes the

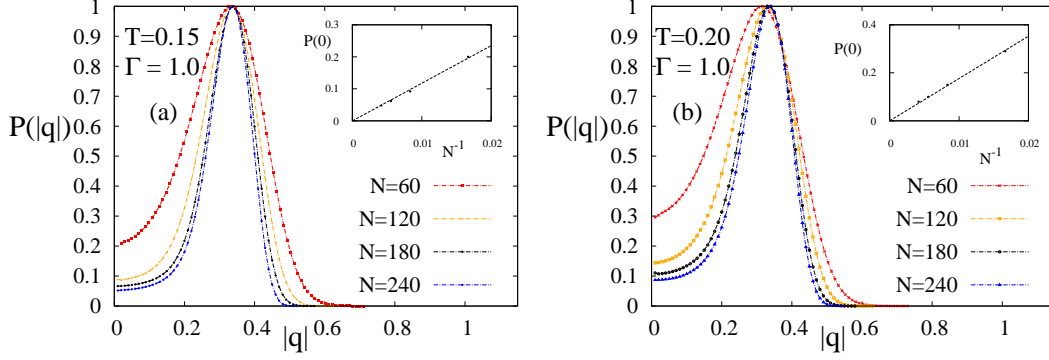


FIG. 1: (Color online) Monte Carlo results for the plots of the order parameter distribution $P(|q|)$ for given sets of transverse field Γ and temperature T are shown: (a) for $T = 0.15$ and $\Gamma = 1.00$, (b) for $T = 0.20$ and $\Gamma = 1.00$. Extrapolations of $P(0)$ with $1/N$ are shown in the insets. In both the cases the extrapolated value of $P(0)$ tends to zero in the large system size limit.

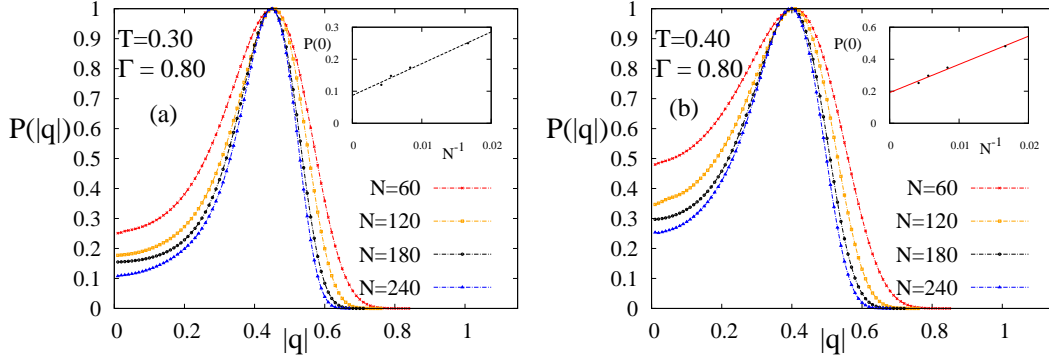


FIG. 2: (Color online) Monte Carlo results for the plots of the order parameter distribution $P(|q|)$ for given sets of transverse field Γ and temperature T are shown: (a) for $T = 0.30$ and $\Gamma = 0.80$, (b) for $T = 0.40$ and $\Gamma = 0.80$. Again we extrapolate the values of $P(0)$ with $1/N$ which are shown in the insets. In these cases extrapolated values of $P(0)$ for large system size limit remain finite.

site-dependent local order parameter value. The distribution of the local order parameter is then represented by

$$P(|Q|) = \frac{1}{N} \sum_{i=1}^N \delta(|Q| - Q_i). \quad (3)$$

Similar to the case of finite temperature, we here also have investigated the behavior of $P(|Q|)$ in the spin glass phase at different values of Γ . The variation of $P(|Q|)$ as a function $|Q|$ at $\Gamma = 0.3$ is shown in Fig. 3 for four different system sizes. It may be noted that in this case also we have plotted the distribution curves for different system sizes normalized to their maximum values. From Fig. 3, we observe that $P(|Q|)$ shows a peak at a finite value of $|Q|$ along with non-zero weight at $Q = 0$. However, the value of $P(0)$ decreases with the increase of the system size (although one can still detect an upward rise of $P(|Q|)$ for lower values of $|Q|$). To get the behavior of $P(|Q|)$ in the thermodynamic limit, we have computed the value of $P(|Q|)$ for infinite size system for each $|Q|$

by plotting $P(|Q|)$ as a function of $1/N$. The extrapolation of $P(|Q|)$ for infinite size system is shown in the inset of Fig. 3 for $Q = 0.0$ and 0.1 . Finally we have also plotted $P(|Q|)$ as a function of $|Q|$ with the extrapolated value of $P(|Q|)$ for infinite system size (see Fig. 3). One can observe that $P(|Q|)$ curve for infinite system becomes narrower as compared to the cases of finite system size. On the other hand, due to the limitation of the maximum system size we could consider in our numerics, we are here not able to get $P(|Q|)$ curve for very large system sizes showing results consistent with delta function form. However, we infer from our extrapolated numerical analysis (from results of the small system sizes) that eventually the $P(|Q|)$ curve would become a delta function at a finite values of $|Q|$ in thermodynamic limit. This would suggest the system to become ergodic in the spin glass phase at zero temperature with a definite spin glass order parameter value.

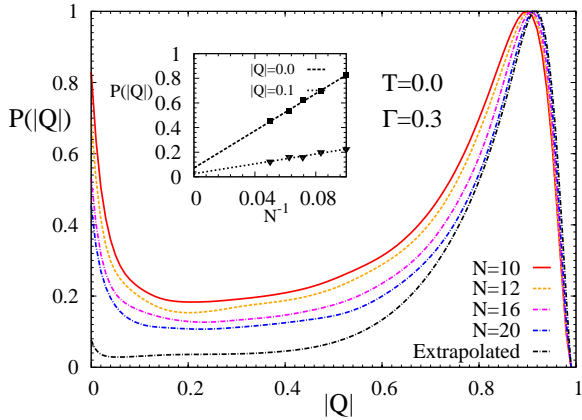


FIG. 3: (Color online) Exact diagonalization results (at zero temperature) for the variation of $P(|Q|)$ as a function of $|Q|$ for quantum SK spin glass for four different system sizes N at $T = 0$ and $\Gamma = 0.3$ are shown. The extrapolated values of $P(|Q|)$ for large N (see inset) are plotted against $|Q|$ as well. The typical extrapolations of $P(|Q|)$, for $|Q| = 0.0$ and 0.1 , with N are shown in the inset.

V. ANNEALING THROUGH ERGODIC AND NONERGODIC REGIONS

Our observations described in the earlier sections indicate clearly the existence of both ergodic (low temperature and high transverse field) region as well as non-ergodic (high temperature and low transverse field) regions, separated by a line originating from $T = 0, \Gamma = 0$ and the passing through the quantum-classical crossover point obtained earlier [11, 12] on the phase boundary of the model. In order to check the dynamical features of these two regions, we have studied the annealing behavior of the system, again using the Suzuki-Trotter effective Hamiltonian with time (t) dependent T and Γ : $T(t) = T_0(1 - \frac{t}{\tau})$ and $\Gamma(t) = \Gamma_0(1 - \frac{t}{\tau})$. Here T_0 and Γ_0 correspond to points in the para phase such that they are practically equidistant from the phase boundary line in different parts of the phase diagram. We look for the variation of the annealing time τ to reach a very low free-energy (corresponding to very small values of $T \simeq 10^{-3} \simeq \Gamma$ to avoid singularities in the effective interaction H_{eff} and dynamics; putting by hand these values of T and Γ in the last $t = \tau$ step of the annealing schedule), starting from para phase (high T and Γ values) but the annealing path (schedule) passing either through ergodic or through nonergodic region (see Fig. 4a). We find that the annealing time τ remains fairly constant for any annealing path (schedule) passing entirely through the ergodic SG(E) region and becomes strongly system size (N) dependent as the path passes through the nonergodic region (see Fig. 4b).

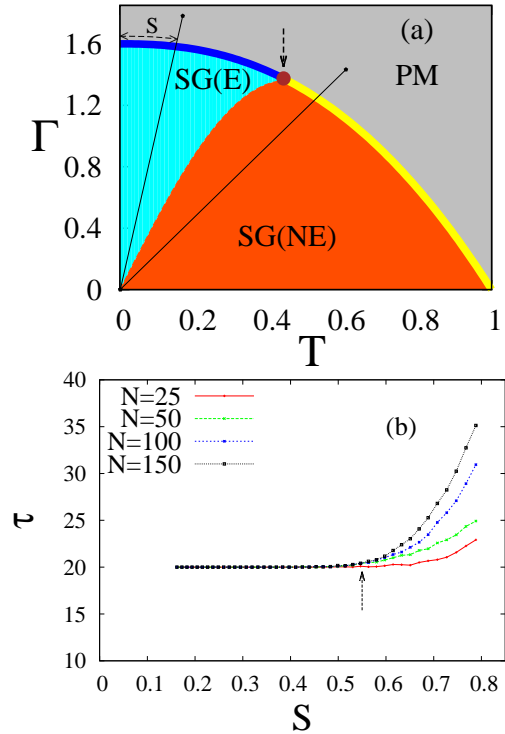


FIG. 4: (Color online) (a) Schematic phase diagram of the quantum SK model is shown (cf. [11]). Here SG and PM denote the spin glass and paramagnetic phases respectively. Our numerical simulations indicate that the spin glass phase is further divided into two regions: Ergodic SG(E) region and nonergodic SG(NE) region. The dot on the SG-PM phase boundary line indicates the quantum-classical crossover point in the critical behavior of the model [11, 12]. We anneal by tuning both T and Γ following different linear paths passing through both SG(E) and SG(NE) regions (e.g., as indicated by the two inclined straight lines in the figure). (b) Shows the variation of annealing time τ with S , the length of the arc along the phase boundary starting from the pure quantum critical point ($T = 0, \Gamma \simeq 1.6$), upto the crossing point of the annealing line on the phase boundary. One does not get any system size dependence of τ upto $S \simeq 0.55$ (corresponding to $T \simeq 0.46, \Gamma \simeq 1.35$; indicated in both the figures by vertical arrows). As the annealing line passes through the SG(NE) region (beyond the quantum-classical crossover point) τ is seen to acquire a strong system size dependence.

VI. SUMMARY AND DISCUSSIONS

We have studied the order parameter distribution in the spin glass phase of the quantum SK model, both at finite temperature (using Monte Carlo simulation of the effective Hamiltonian (2)) and at zero temperature (using exact diagonalization). For Monte Carlo simulation we have taken system sizes $N = 60, 120, 180, 240$ along with the Trotter size $M = 15$ (Figs. 1,2). It may be mentioned, the Monte Carlo results are seen to remain practically unchanged if we vary the number of Trotter

slices M with the system size N in order to keep the value of the scaled variable $M/N^{z/d}$ constant, where z denotes the dynamical exponent and d is the effective dimension of the system (see [11]). For zero temperature analysis we considered the system sizes $N = 10, 12, 16$ and 20 (Fig. 3). In the ergodic region SG(E) (see Fig. 4a), the (extrapolated) order parameter distribution is found to converge to a Gaussian form around a most probable value with increase of the system size (see Figs. 1(a, b) for $T \neq 0$). Although at $T = 0$ the system sizes we considered are very small, it can be anticipated that we will get a single and narrow peak in the order parameter distribution (see Fig. 3) around a most probable value for thermodynamically large system indicating the ergodicity of the spin glass phase at zero temperature. On the other hand, in the nonergodic region SG(NE) (see Fig. 4a), we get Parisi-type order parameter distribution where the long tail extends upto zero value of order parameter (see Figs. 2(a, b)). This (nonzero) weight of the distribution near the origin remains non-vanishing with increase in the system size N . This behavior of the order parameter distribution indicates the absence of ergodicity in the system in the SG(NE) region.

These results indicate the different regions of the spin glass phase of the quantum SK model as shown in Fig. 4a. It may be noted that the line separating the low temperature (quantum fluctuation driven) ergodic region of the quantum spin glass phase from the high temperature nonergodic region passes through the quantum-classical

crossover point on the spin glass phase boundary obtained earlier [11, 12]. Apart from this low temperature part of the spin glass phase the entire para phase of course remains ergodic.

In order to test the role of this quantum fluctuation induced ergodicity in the spin glass phase here, we have also studied the variation of the annealing time τ in the finite temperature Suzuki-Trotter Hamiltonian dynamics for $T(t) = T_0(1 - \frac{t}{\tau})$ and $\Gamma(t) = \Gamma_0(1 - \frac{t}{\tau})$ to reach a desired low value of the free-energy (corresponding to a very low, but finite, values of T and Γ to avoid singularities in the effective interaction flipping dynamics). Here T_0 and Γ_0 values of course correspond to the para phase. For such annealing through the ergodic region we have found τ to be fairly independent of the system size N , while it clearly starts growing with N as one enters the nonergodic region (see Fig. 4b).

We believe, the numerical results reported here for the quantum SK model clarifies the nature of the earlier conjectured [5] ergodicity in the model and its role in quantum annealing [6, 7] of the SK model.

Acknowledgments

We are grateful to Purusattam Ray, Arnab Das, Arnab Chatterjee, Sabyasachi Nag and Parongama Sen for their comments and suggestions.

-
- [1] K. Binder and A.P. Young, Rev. Mod. Phys. **58**, 801 (1986).
 - [2] D. Sherrington and S. Kirkpatrick, Phys. Rev. Lett. **35**, 1792 (1975).
 - [3] G. Parisi, J. Phys. A **13**, L115 (1980).
 - [4] A. Das and B. K. Chakrabarti, Rev. Mod. Phys. **80**, 1061 (2008).
 - [5] P. Ray, B. K. Chakrabarti and A. Chakrabarti, Phys. Rev. B **39**, 11828 (1989).
 - [6] S. Mukherjee, B. K. Chakrabarti, Eur. Phys. J. Special Topics **224**, 17-24 (2015).
 - [7] S. Tanaka, R. Tamura, B. K. Chakrabarti, *Quantum Spin Glasses, Annealing and Computation*, Cambridge Univ. Press, Cambridge and Delhi (2017).
 - [8] T. Albash, D. Lidar, arXiv:1611.04471 (2016).
 - [9] A. P. Young, Phys. Rev. Lett. **51**, 1206 (1983).
 - [10] A. Dutta, G. Aeppli, B. K. Chakrabarti, U. Divakaran, T. Rosenbaum and D. Sen, *Quantum Phase Transitions in Transverse Field Models*, Cambridge Univ. Press, Delhi (2015).
 - [11] S. Mukherjee, A. Rajak and B. K. Chakrabarti, Phys. Rev. E **92**, 042107 (2015).
 - [12] N. Y. Yao, F. Grusdt, B. Swingle, M. D. Lukin, D. M. Stamper-Kurn, J. E. Moore, and E. Demler, arXiv:1607.01801 (2016).
 - [13] A. W. Sandvik, AIP Conference Proceedings. **1297**, 135 (2010).