

# Size-consistency of non-empirically tuned DFT starting points for $G_0W_0$ applied to $\pi$ -conjugated molecular chains

Juliana Bois and Thomas Körzdörfer\*

*Institut für Chemie, Universität Potsdam, Karl-Liebknecht-Straße 24-25, 14476 Potsdam, Germany*

E-mail: koerz@uni-potsdam.de

## Abstract

$G_0W_0$  calculations for predicting vertical ionization potentials (IPs) and electron affinities of molecules and clusters are known to show a significant dependence on the density functional theory (DFT) starting point. A number of non-empirical procedures to find an optimal starting point have been proposed, typically based on tuning the amount of HF exchange in the underlying hybrid functional specifically for the system at hand. Consequently, these approaches are not size-consistent. In this study, we analyze if and how strongly this lack of size-consistency diminishes the ability of such tuning approaches to predict accurate IPs for  $\pi$ -conjugated molecular chains of increasing chain length. To this end, we employ three different non-empirical tuning procedures for the  $G_0W_0$  starting point to calculate the IP of polyene oligomers up to 22 repeat units and compare the results to highly accurate coupled-cluster calculations. We find that, despite its lack of size-consistency, using an IP-tuned hybrid functional as a starting point for  $G_0W_0$  yields excellent agreement with the reference data for all chain lengths.

## 1 Introduction

An accurate prediction of the ionization potential (IP) of  $\pi$ -conjugated polymers is of utmost

importance when considering them for applications in organic electronics. Due to their huge system size, accurate theoretical methods can not be used to investigate  $\pi$ -conjugated polymers directly. To circumvent this problem, relevant properties are often calculated for oligomers of increasing length and extrapolated to the infinite chain limit, therefore allowing the use of electronic structure methods such as density functional theory (DFT). This is known as the oligomer approach, which is widely followed for the prediction of polymer properties.<sup>1-3</sup> Many body perturbation theory within the  $GW$  approximation<sup>4-6</sup> is a method increasingly applied to calculate charged excitation energies, that is, IPs and electron affinities (EAs) of molecules.<sup>7-16</sup> It can be applied using either full<sup>7,17-19</sup> or partial<sup>5,15,16,20,21</sup> self consistency, or as a single step correction on top of a DFT or Hartree-Fock (HF) calculation, hereafter referred to as  $G_0W_0$ . While fully self-consistent  $GW$  calculations ( $scGW$ ) are still scarce, non-self-consistent  $G_0W_0$  is by far the most commonly used variant, as it has been shown to lead to accurate IPs at a fraction of the cost of partially or fully self-consistent schemes.<sup>9,17,22</sup> However, while the  $G_0W_0$  correction can be readily applied to any DFT calculation, a strong starting point dependence has been found,<sup>8-13,16,19,23-28</sup> hence making the choice of the exchange-correlation functional in the underlying DFT calculation crucial for the

accuracy of the calculated IPs and EAs.

The starting point dependence of  $G_0W_0$  has been connected to mainly two effects. First,  $G_0W_0$  is based on a perturbative correction, so it can only be expected to yield reliable results if the eigenvalues of the DFT starting point are already good approximations to their corresponding quasiparticle energies. Second, the validity of the quasiparticle approach hinges on a correct description of the screened interaction  $W$ , which is mainly determined by the systems polarizability and, hence, its band gap. Consequently, it is essential that the eigenvalue gap between the highest occupied molecular orbital (HOMO) and the lowest unoccupied molecular orbital (LUMO) of the DFT starting point approximates the true quasiparticle gap, i.e., the difference between the IP and EA.

Semilocal exchange-correlation functionals fulfill neither of these two requirements, which is why using hybrid functional starting points that include a fraction of HF exchange has been found to be essential for obtaining accurate IPs and EAs from  $G_0W_0$  calculations.<sup>9-13,24,26-28</sup> In recent years, a number of different non-empirical tuning schemes have been proposed, aiming to find an optimal amount of HF exchange for the  $G_0W_0$  starting point. One of the most promising non-empirical tuning approaches is the so-called IP-tuning,<sup>29-32</sup> which will be explained in more detail below. It has recently been found that IP-tuned long range corrected (LRC) hybrid functionals in combination with a  $G_0W_0$  correction produce excellent results for IPs of a large range of small organic molecules, clearly outperforming typically used semilocal or global hybrid starting points.<sup>26-28,33</sup>

However, the combination of the IP-tuning procedure with the oligomer approach has been shown to lead to several problematic shortcomings,<sup>34-36</sup> which can be traced back to the fact that IP-tuned functionals are not size consistent.<sup>37-40</sup> Especially for highly conjugated molecular chains, such as the ones frequently used in organic electronics and photovoltaics, the amount of exact exchange obtained by the IP-tuning procedure (accounted for by the range-separation parameter  $\omega$  in LRC function-

als or the amount of HF exchange  $\alpha$  in global hybrid functionals) decreases rapidly as the oligomer chain length increases.<sup>34,36-41</sup> In extreme cases, that is, highly conjugated systems, convergence can only be found for oligomer chains of several nanometers.<sup>39</sup> This lack of size-consistency has been demonstrated to create unphysical trends for properties that depend heavily on the amount of exact exchange, such as bond-length alternation<sup>34</sup> and optical band-gaps.<sup>35</sup> The aim of this work is to investigate how this lack of size-consistency affects the reliability of non-empirically tuned hybrid functionals as a starting point for  $G_0W_0$  when calculating the IPs of  $\pi$ -conjugated polymers of increasing chain length.

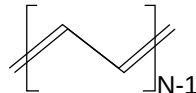


Figure 1: Structure of trans-polyacetylene, where  $N$  equals the number of double bonds.

Polyacetylene ( $H-(HC=CH)_N-H$ , see Fig. 1) serves as an ideal model for  $\pi$ -conjugated polymers. Its simple structure and small repeat units allow calculations for oligomers with many repeat units using highly accurate wavefunction methods such as coupled cluster singles, doubles, perturbative triples (CCSD(T)), thus, providing a reliable theoretical reference for computationally more efficient methods such as DFT and/or  $G_0W_0$ . At the same time, it shows the  $\pi$ -conjugated backbone found in all polymers of this class, exhibiting the typical pattern of single and double bonds.<sup>42-44</sup> The difference in bond length between single and double bonds, known as bond length alternation (BLA), is a defining property of  $\pi$ -conjugated polymers. Predicting the BLA and its evolution with chain-length is a notorious problem many standard computational methods struggle with.<sup>34,45-47</sup> This problem is particularly severe since the BLA decisively influences the electronic and optical properties of organic  $\pi$ -conjugated molecular chains.

In the following methodology section we will further elaborate on the aforementioned difficulties of common density functionals to act

as a reliable starting point for  $G_0W_0$  and provide the theoretical background for the three non-empirical tuning procedures studied in this work. In the results section, we will then compare the  $\Delta$ SCF and HOMO IPs obtained from each tuning method to CCSD(T) reference calculations for the oligomers of polyacetylene up to a chain length of  $N=22$ . Finally a critical evaluation of the tuning methods’ applicability as a reliable starting point for  $G_0W_0$  as well as their respective behavior with increasing oligomer size will follow.

## 2 Methodology

The aim of this section is to introduce the methods used in this article, especially highlighting the differences in the non-empirical tuning procedures.

### The $G_0W_0$ method

$GW$  is an approximation made in many-body perturbation theory, expressing the self-energy as a first order expansion in terms of the single particle Greens function,  $G$ , and the screened Coulomb interaction,  $W$ .<sup>4-6</sup> Fully self-consistent  $GW$  is computationally unviable for medium/large systems and results in comparatively large errors for IPs of organic molecules.<sup>9,12,28</sup> In contrast, carrying out a single step perturbative correction on top of a DFT calculation, as done in  $G_0W_0$  calculations, is significantly cheaper and has been shown to give excellent results for IPs when combined with a well-considered starting point.<sup>9,10,12,13,17,22,26-28,33,48,49</sup> The  $G_0W_0$  quasiparticle energies are given by

$$E_i^{\text{QP}} = -\epsilon_i^{\text{DFT}} + \langle \phi_i^{\text{DFT}} | \hat{\Sigma}(E_i^{\text{QP}}) - \hat{v}_{xc} | \phi_i^{\text{DFT}} \rangle \quad (1)$$

where  $\epsilon_i^{\text{DFT}}$  are the underlying DFT eigenvalues,  $\phi_i^{\text{DFT}}$  are the corresponding orbitals,  $\hat{\Sigma}(E_i^{\text{QP}})$  is the  $GW$  self-energy calculated using the DFT orbitals and eigenvalues, and  $\hat{v}_{xc}$  is the exchange-correlation operator.<sup>50</sup> As the eigenvalues and orbitals of the DFT calculation to which the  $G_0W_0$  correction is applied are di-

rectly used as input for the correction, it is vital that these are good approximations to actual quasiparticle energies.

### Deviation from straight line

The exact total energy of any many-electron system exhibits straight line behavior when going from  $M$  electrons to  $M\pm 1$  electrons via fractional electron numbers ( $\delta$ ), while it shows a derivative discontinuity at integer electron numbers.<sup>51</sup> The difference in slope when going from  $M-1$  to  $M$  and from  $M$  to  $M+1$  electrons equals the difference between the systems’ IP and EA. Standard DFT functionals, however, have been shown to not reproduce this behavior.<sup>52-54</sup> Fig. 2 shows the deviation from straight line behavior for fractional electron numbers for Octatetraene ( $N=4$ ) obtained from a semilocal functional and the HF approach. Semilocal functionals, represented here by the functional of Perdew-Burke-Ernzerhof (PBE), show no derivative discontinuity and exhibit a convex slope between occupation numbers, thereby artificially lowering the energy for fractional electron numbers. This is known as the *delocalization error* of semilocal DFT. In contrast, the HF approach shows an exaggerated derivative discontinuity and a concave slope between the  $M$  and  $M\pm 1$  electron systems. This strongly stabilizes the energy of integer electron occupations, causing what is known as the *localization error*. The integral of the curves in Fig. 2 is often referred to as the many-electron self interaction error (MESIE).<sup>52,53</sup>

As calculations with fractional electron numbers are both time consuming and, more importantly, not possible for  $GW$ , an alternative method to quantify the curvature of the energy was recently proposed.<sup>48</sup> This deviation from straight line error (DSLE) is defined as the energy difference between the EA of the cationic system,  $\text{EA}_c(M-1)$ , and the IP of the neutral system,  $\text{IP}(M)$ .

$$\begin{aligned} \text{DSLE} &= \text{EA}_c(M-1) - \text{IP}(M) \\ &= \epsilon_{\text{LUMO,cat}} - \epsilon_{\text{HOMO,neut}} \end{aligned} \quad (2)$$

Within the framework of DFT,  $\text{EA}_c(M-1)$

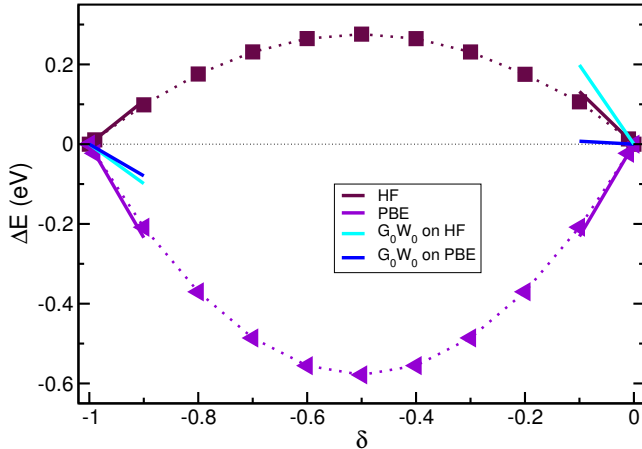


Figure 2: Energy deviation from straight line behavior calculated using PBE and HF for Octatetraene ( $N=4$ ). Lines show the initial and final slopes for PBE and HF before and after a  $G_0W_0$  correction, given by the cation LUMO and neutral HOMO eigenvalues.

and  $\text{IP}(M)$  are represented by the LUMO eigenvalue of the cation,  $\epsilon_{\text{LUMO,cat}}$ , and HOMO eigenvalue of the neutral molecule,  $\epsilon_{\text{HOMO,neut}}$ , respectively. This definition of the DSLE relies on the fact that, according to Janak’s theorem,<sup>55</sup> the energy slope of the fractionally occupied HOMO is given by the HOMO eigenvalue, i.e.,

$$\frac{\delta E}{\delta f_{\text{HOMO}}} = \epsilon_{\text{HOMO}}. \quad (3)$$

Consequently, the initial and final slopes of the total energy curve are given by the cations’ LUMO ( $\delta = -1$ ) and the neutral molecules’ HOMO ( $\delta = 0$ ) eigenvalue, respectively. In Fig. 2, these eigenvalues are represented by short lines with the corresponding slopes, showing excellent agreement with the calculated full total energy difference curves. A table showing the general agreement between the DSLE found for initial/final slopes of fractional electron numbers and the cation LUMO and the neutral HOMO eigenvalues can be found in the SI. We therefore conclude that calculating the DSLE based on the neutral molecules’ HOMO and the cations’ LUMO eigenvalues provides for a reliable measure of the deviation from linearity without having to go through the numerically expensive fractional electron number calculations.

## IP tuning

IP-tuning is a well established non-empirical tuning procedure based on enforcing the functional to obey the IP-theorem,<sup>29–32</sup> i.e.,

$$\text{IP} = E_M - E_{M-1} = -\epsilon_{\text{HOMO}}. \quad (4)$$

This fixes the slope of the fractional electron number curve in Fig. 2 to be zero at  $\delta = 0$ . Consequently, IP-tuning ensures not only the IP-Theorem but also (approximately) the straight-line behavior of the total energy curve when going from the neutral molecule to the cation. Here, we have used the global hybrid functional PBEh for all tuning, which combines PBE with a fraction of exact exchange:

$$E_{xc}^{\text{PBEh},\alpha} = \alpha E_x^{\text{HF}} + (1 - \alpha) E_x^{\text{PBE}} + E_c^{\text{PBE}}. \quad (5)$$

The IP-tuned fraction of exact exchange,  $\alpha$ , is found by minimizing

$$\Delta_{\text{IP}} = | -\epsilon_{\text{HOMO,neut}}^{\alpha} - (E_{\text{neut}}^{\alpha} - E_{\text{cat}}^{\alpha}) | \quad (6)$$

with  $E_{\text{neut/cat}}^{\alpha}$  representing the energy of the neutral and cationic systems calculated on the neutral geometry and  $\epsilon_{\text{HOMO,neut}}^{\alpha}$  is the HOMO eigenvalue of the neutral molecule.

IP-tuning is perhaps the most well known non-empirical tuning procedure since it has been extensively discussed in the literature and used for a wide range of applications.<sup>31,36,41,56–67</sup> Importantly, IP-tuning has originally been introduced and is, indeed, most frequently used as a computationally efficient alternative to  $GW$  calculations, since it has been demonstrated to provide for very accurate IPs and EAs. In a recent theoretical benchmark study on a test set of organic acceptor molecules<sup>28,33,68</sup> as well as in a study that directly compared to highly resolved gas-phase photoelectron spectroscopy measurements,<sup>26</sup> IP-tuned LRC hybrid functionals outperformed  $scGW$  and  $G_0W_0$  calculations based on commonly used semilocal DFT or HF starting points. However, in the same studies it was demonstrated that the results of the IP-tuned functionals could be further improved by applying a  $G_0W_0$  correction to the DFT eigenvalues. Here, we will study the per-

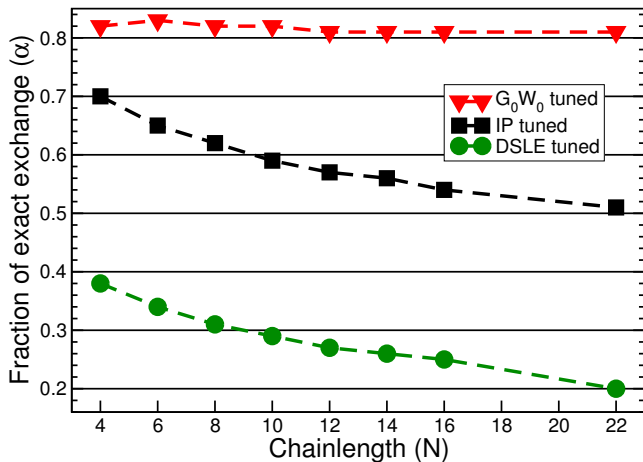


Figure 3: Amount of exact exchange found through IP-tuning,  $G_0W_0$ -tuning and DSLE tuning for polyacetylene oligomers of increasing size with PBEh\* geometries.

formance of IP-tuned global hybrid functionals both with and without a  $G_0W_0$  correction, where a special emphasis lies on the lack of size consistency of these functionals and the potential consequences this may have for the application to long,  $\pi$ -conjugated molecular chains.

The system size dependence of the IP-tuned exact exchange parameter can be clearly observed when IP-tuning PBEh for the oligomers of polyacetylene. As demonstrated in Fig. 3, the IP-tuned fraction of exact exchange drops off as the chain length increases; starting at 0.70 for  $N=4$  it drops to 0.51 for  $N=22$ . While a slight sloping off can be observed towards longer chain lengths, no convergence can be observed for the oligomer sizes studied here. Since a different amount of HF exchange and, hence, a different exchange-correlation functional is used for different oligomer lengths, the IP-tuning procedure lacks size-consistency and is therefore likely to fail in predicting accurate values for the polymer limit via extrapolation of the results obtained from the individual oligomers.

## DSLE tuning

Along with the fractional particle curves and DFT eigenvalue slopes, Fig. 2 also shows the slopes derived from the corresponding quasiparticle energies  $\epsilon_{\text{LUMO,cat}}^{\text{QP}}$  and  $\epsilon_{\text{HOMO,neut}}^{\text{QP}}$  obtained

from a  $G_0W_0$  correction to the PBE and HF eigenvalues, respectively. This highlights that, depending on the starting point, a significant DSLE may still remain after the  $G_0W_0$  correction. In other words,  $G_0W_0$  based on a PBE or HF starting point is not free from DSLE.

This finding has recently lead *Rinke et al.* to propose an alternative non-empirical tuning procedure for the DFT starting point of  $G_0W_0$ .<sup>48</sup> While the IP-tuning procedure significantly reduces the DSLE in the DFT starting point, the central idea of the DSLE tuning is to enforce the straight line behavior *after* the  $G_0W_0$  correction. This is achieved by tuning the amount of HF exchange in the PBEh starting point in order to minimize

$$\begin{aligned} \Delta_{\text{DSLE}} &= \text{EA}_c(M-1) - \text{IP}(M) \\ &= \epsilon_{\text{LUMO,cat}}^{\alpha,\text{QP}} - \epsilon_{\text{HOMO,neut}}^{\alpha,\text{QP}}, \end{aligned} \quad (7)$$

where  $\text{EA}_c(M-1)$  is the EA of the cationic system and  $\text{IP}(M)$  is the IP of the neutral system. It is important to remember that, when following the DSLE-based tuning to minimize Eq. (7), the eigenvalues considered are not the DFT eigenvalues but the quasiparticle energies obtained from the  $G_0W_0$  correction.

When tuning  $G_0W_0$  on PBEh for a series of polyacetylene oligomers of increasing length, a decrease in  $\alpha$  with increasing chainlength similar to IP-tuning can be observed for the DSLE tuned functional (see Fig. 3). The fractions of exact exchange are, however, much lower for all chain length, with an  $\alpha$  of 0.38 for  $N=4$  which falls off to 0.20 for  $N=22$ .

## $G_0W_0$ tuning

While both tuning procedures introduced above are constructed around the idea of enforcing straight line behavior, *Scheffler et al.* came up with an entirely different approach to non-empirically tune the fraction of exact exchange in a hybrid functional.<sup>22,49</sup> Their tuning procedure is based on the idea of minimizing the single-shot  $G_0W_0$  correction to the HOMO energy of a DFT calculation. Following Eq. (4), the HOMO energy of a system is strictly equal to the IP for the exact functional, meaning the

DFT calculation describes the systems' IP accurately and the  $G_0W_0$  correction should vanish. This is, however, not true for common functionals, where the correction found from  $G_0W_0$  can be significant.<sup>8,17,22</sup> By adapting the fraction of exact exchange in the DFT starting point,  $G_0W_0$  tuning aims to minimize the self-energy  $G_0W_0$  correction to the HOMO IP, i.e.,

$$\Delta_{G_0W_0} = |\epsilon_{\text{HOMO}}^{\alpha,\text{DFT}} - \epsilon_{\text{HOMO}}^{\alpha,\text{QP}}| \quad (8)$$

where  $\epsilon_{\text{HOMO}}^{\alpha,\text{DFT}}$  is the DFT eigenvalue and  $\epsilon_{\text{HOMO}}^{\alpha,\text{QP}}$  is the  $G_0W_0$  quasiparticle energy of the HOMO. When compared to the other tuning methods, one benefit of  $G_0W_0$  tuning is that it only requires calculations on the neutral molecule, not the cation. Similar to the DSLE tuning, it requires several  $G_0W_0$  calculations to find the tuned  $\alpha$  value. In contrast, IP-tuning only requires computationally more efficient DFT calculations for determining  $\alpha$ .

Different from the other tuning methods, the fraction of exact exchange found for polyacetylene oligomers using  $G_0W_0$  tuning shows no clear trend with oligomer length, see Fig. 3. Additionally, the tuned  $\alpha$  values are significantly larger than for the other tuning methods. While a very slight fluctuation between  $\alpha=0.82$  and  $0.83$  can be observed from  $N=4$  to  $N=10$ ,  $\alpha$  stabilizes at  $0.81$  for  $N \geq 12$ . This points towards the  $G_0W_0$  tuned functionals being at least approximately size consistent, a very advantageous property for many applications.

## Oligomer approach and size consistency

It has been shown that IP tuning faces difficulties when used to calculate properties of polyacetylene oligomers of increasing length. As the spatial extension of the  $\pi$ -conjugated system increases, the amount of exact exchange required to minimize the error in Eq. (6) falls off considerably.<sup>37,39</sup> This has important consequences for the calculation of structural, electronic, or optical properties, as exemplified by the example of predicting the BLA of polyacetylene. For example, it was shown that the degree of BLA is directly dependent on the amount of exact

exchange present in a functional used for the structure optimization.<sup>34,35</sup> While the extrapolation of CCSD(T) results predicts convergence of the BLA to  $\sim 0.08 \text{ \AA}$  after about 8-10 repeat units, IP-tuned functionals show a continued dropping off for increasing oligomer lengths, resulting in grossly underestimated BLA for long chains.<sup>34,36</sup> A similarly erroneous behavior is encountered for optical excitation energies, which were also shown to depend heavily on the amount of HF exchange, independently of any geometry effects.<sup>35</sup>

To understand the origin of this problem, it is helpful to consider the change of the systems energy upon addition or removal of an electron in the limit of a infinite chain. Semilocal functionals exhibit a strong delocalization error, which means it is energetically favorable for an electron (or hole) to delocalize over the entire  $\pi$ -conjugated system. For an infinitely long molecular chain this means the electron would delocalize over an infinite number of atoms, such that only an infinitesimally small fraction of an electron is added to each repeat unit. As a consequence, the energy no longer curves between  $M$  and  $M \pm 1$  but instead behaves like the initial slope of the curve for all fractions of electron added/removed, resulting in the linearity of the total energy between the  $M$  and  $M \pm 1$  electron systems.<sup>40,69</sup> It should be noted, however, that although the MESIE vanishes, a delocalization error is still very much present but simply a lot harder to quantify. Another consequence is that the IP-theorem no longer bears significant meaning, as every approximate exchange-correlation functional will give a straight line between  $M$  and  $M - 1$  and, consequently, obey the IP-Theorem. Still, each functional might yield a considerably different IP. Consequently, the IP-tuning procedure can not straightforwardly be applied to infinite systems.

While this argument only strictly holds for infinitely large molecular chains, it has been shown that it has important consequences also for finite molecular chains of increasing size. As the system size increases, the delocalization error found for semilocal DFT steadily decreases as the energy curve for fractional occupation

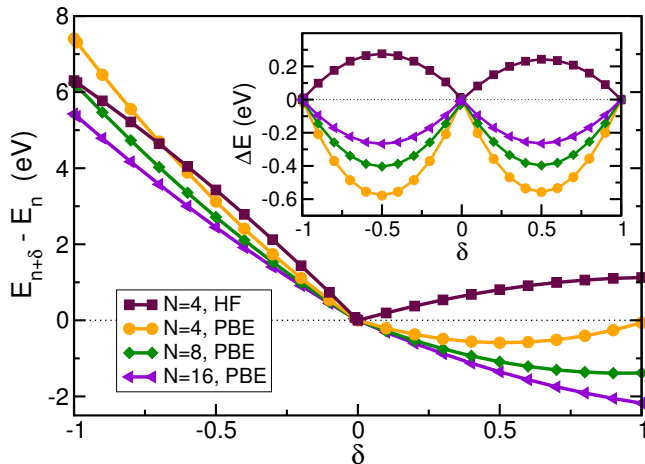


Figure 4: Change of energy for fractional occupation numbers for polyacetylene oligomers of increasing length, where  $N$  is the number of double bonds. For a semilocal functional such as PBE, appearance of piecewise linearity can be observed with increasing system size, leading to a decrease of the MESIE (see inset).

numbers approaches linearity.<sup>40,69</sup> Fig. 4 shows that this effect becomes already apparent for relatively short polyacetylene oligomers with up to 16 double bonds. The inset showing the deviation from linearity for each chain length highlights a substantial reduction in MESIE as the chain length increases. In contrast to the case of (semi-)local and hybrid functionals with no or only a small fraction of HF exchange, this behavior is not observed when using full HF or hybrid functionals that include a very large amount of HF exchange. As soon as the curvature of the energy becomes concave, the localization error becomes effective (see Fig. 4), meaning it is favorable for the added/removed electron to stay localized. In this situation, increasing the system size has no effect on the shape of the energy curve.<sup>69</sup>

The appearance of piecewise linearity for large finite systems and the associated loss of the physical relevance of the IP tuning scheme are responsible for the lack of size consistency and the consequential failure of IP tuned functionals to accurately describe the structural, electronic, and optical properties polyacetylene oligomers of increasing length. Our aim is to investigate to which extent these problems are carried forward when using IP tuned function-

als as a starting point for  $G_0W_0$ . As DSLE tuning is also based on enforcing straight line behavior, it can be expected that it would face similar difficulties. A strong indication for this is given by the lack of size consistency of the fraction of exact exchange found using DSLE tuning. In contrast to the two tuning methods enforcing straight line behavior,  $G_0W_0$  shows size consistency. How this affects its ability to accurately describe the evolution of IP with increasing polyacetylene chain length remains to be seen.

### 3 Computational Details

Ground state geometry optimizations of polyacetylene oligomers with  $N=4$  to  $N=22$  (see Fig. 1) were performed in Gaussian09<sup>70</sup> using a 6-311G basis set, a (75,302) grid, and PBEh\* (45.73% exact exchange), a functional that was specifically parameterized to give excellent results for the BLA of polyacetylene and its evolution with oligomer length.<sup>34</sup> Butadiene ( $N=2$ ) was excluded from the calculations, as it has been shown to possess very different properties from the other oligomers due to its shortness.<sup>71</sup> The resulting geometries all show  $C_{2h}$  symmetry. The subsequent calculations were carried out using these geometries with no further structure optimization to ensure accurate BLA. The total energy curves for fractional electron numbers used to show the appearance of piecewise linearity were carried out in PSI4<sup>72</sup> using PBE and HF with a cc-pVTZ basis set. All tuning was done by adapting  $\alpha$  in PBEh, considering two decimal places. Details on all of the tuning procedures can be found in the background section. IP,  $G_0W_0$  and DSLE tunings, as well as  $G_0W_0$  corrections and most  $\Delta$ SCF calculations were carried out using FHI-AIMS,<sup>73</sup> with a tier 4 basis set for all calculations including  $G_0W_0$  and a tier 2 basis set for all others. For the cation calculations needed for  $\Delta$ SCF energies for functionals including a large amount of exact exchange ( $G_0W_0$  tuned and HF), an increasing amount of spin contamination with chain length was found using UHF, leading to complete failure to converge for longer chains.

In these cases we employed ROHF calculations in Gaussian for both the neutral and the cation systems for all chain lengths, using a 6-311G(d) basis set.

Basis-set extrapolated CCSD(T) is generally considered to be a reliable reference for vertical IPs.<sup>10,27,68</sup> Due to the very high computational cost and memory requirements, however, CCSD(T) IPs could only be calculated for Butadiene (N=2) and Octatetraene (N=4). An alternative method called domain based local pair-natural orbital coupled-cluster (DLPNO-CCSD(T)) has recently been developed and improved to obtain linear scaling with system size, while reproducing the CCSD(T) total energy with very high accuracy.<sup>74-76</sup> For the case of the polyacetylene oligomers studied here, we found the deviation of the DLPNO-CCSD(T) IPs from the full, basis-set extrapolated CCSD(T) IPs to be 0.02% for N=2 and 0.05% for N=4. Based on this excellent agreement, we have therefore chosen to use DLPNO-CCSD(T) IPs as reference data for all chain lengths up to N=22. All CCSD(T) and DLPNO-CCSD(T) calculations were performed using ORCA.<sup>77</sup> An unrestricted reference wavefunction was used for both the neutral and cationic system to obtain  $\Delta$ SCF IPs. All calculations were performed within the resolution of identity combined with a chain of spheres exchange (RIJCOSX)<sup>78</sup> approximation, using ORCA's automatic basis set limit extrapolation. For CCSD(T) N=2 and DLPNO-CCSD(T) N=2-16 the extrapolation was based on cc-pVTZ/QZ,<sup>79</sup> for CCSD(T) N=4 and DLPNO-CCSD(T) N=22 the extrapolation was based on cc-pVDZ/TZ due to memory constraints. To refer to this (minor) difference in how the numbers were obtained, the DLPNO-CCSD(T) data point for N=22 has been marked with a star in all figures.

## 4 Results

A summary of the (negative) DFT HOMO eigenvalues and  $G_0W_0$  HOMO quasiparticle energies found using each of the tuning methods is provided in Fig. 5, along with the ref-

erence data obtained from DLPNO-CCSD(T). For the  $G_0W_0$  tuned functional only one set of results is given as, by construction, the DFT and  $G_0W_0$  eigenvalues are equal. For short oligomers, all  $G_0W_0$  calculated IPs as well as the HOMO eigenvalue from the IP-tuned functional show good agreement with the DLPNO-CCSD(T) reference. Only the HOMO eigenvalue obtained from the DFT calculation underlying the DSLE tuning shows poor agreement with the reference data, severely underestimating IPs by more than 1 eV. Given the small fractions of HF exchange included in these functionals (see Fig. 3), this result is, of course, not surprising. Importantly, the DSLE tuning procedure focuses on reducing the DSLE *after* the  $G_0W_0$  correction; the DFT calculation merely provides a starting point and, therefore, is not meant to yield accurate HOMO eigenvalues.

At medium and longer chain lengths, a clear difference between the performance of the different tuning procedures arises. The  $G_0W_0$  tuned IPs fall off too slowly, resulting in overestimated IPs with an error increasing with chain length. While the DSLE tuned  $G_0W_0$  results show good agreement with the reference for very short chains, the IPs fall off too fast and an increasing underestimation of the IP with increasing chain length can be observed. IP tuning by itself underestimates the IPs, even for the shorter chain lengths, and slopes off too fast, resulting in an increasing deviation from the reference data for longer chains. This result is a direct consequence of the lack of size-consistency of the IP-tuning procedure and resembles the results previously obtained for the BLA<sup>34</sup> and optical band gaps<sup>39</sup> of polyacetylene. This underlines once again that, while IP-tuning has been demonstrated to yield excellent results for the IPs and EAs of small to medium-sized organic  $\pi$ -conjugated molecules, great care has to be taken when applying it to large, conjugated molecules, in particular in the context of the oligomer approach. Surprisingly, however, the IPs obtained from applying a  $G_0W_0$  correction to the IP-tuned eigenvalues reproduce the reference data extremely accurately, showing both good agreement for absolute values as well as the slope with increasing chain length.

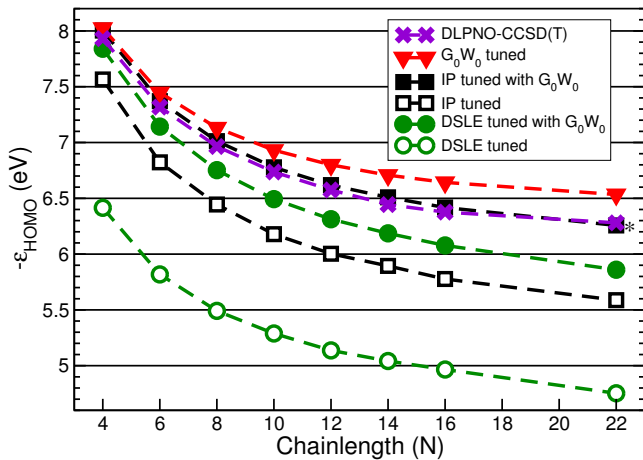


Figure 5: Negative HOMO eigenvalues for IP-tuned,  $G_0W_0$  tuned and DSLE tuned PBEh before and after the  $G_0W_0$  correction for polyacetylene oligomers of increasing chain length. DLPNO-CCSD(T) IPs are given as a reference.

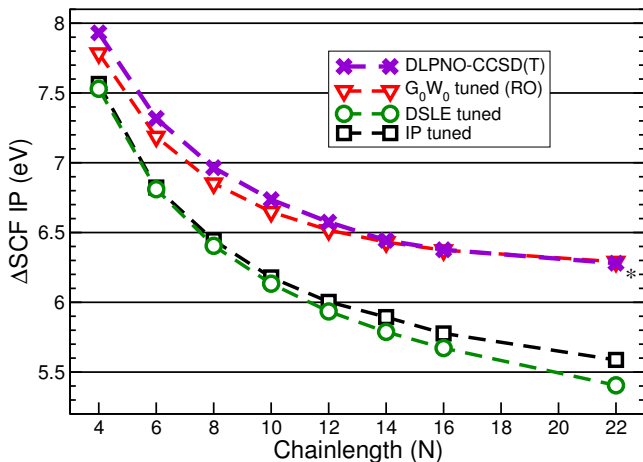


Figure 6:  $\Delta$ SCF IPs for IP-tuned,  $G_0W_0$  tuned and DSLE tuned PBEh for polyacetylene oligomers of increasing chainlength. DLPNO-CCSD(T) IPs are given as a reference.

IPs can also be calculated as the difference in total energy between the neutral and cationic system, known as the  $\Delta$ SCF approach. While this should be equal to the HOMO eigenvalue for the exact functional according to Eq. (4), there can be a significant difference between the HOMO eigenvalue and the  $\Delta$ SCF IP for approximate functionals. For the infinite chain limit, however, the HOMO eigenvalue equals its corresponding  $\Delta$ SCF IP for all functionals that show a delocalization error, as discussed above. Therefore, it is interesting for us to also

study the evolution of the  $\Delta$ SCF IP with increasing chain length. These results are provided in Fig. 6.<sup>80</sup>

IP-tuned and DSLE tuned functionals lead to very similar  $\Delta$ SCF IPs, both underestimating the reference data and falling off too rapidly with increasing chain length. This error can be traced back to their lack of size consistency: The strong decrease in exact exchange with increasing chain length leads to increasingly inaccurate  $\Delta$ SCF IPs. Since the the IP-tuning procedure forces the HOMO eigenvalue to equal the  $\Delta$ SCF IPs, this result further illustrates why the HOMO IP obtained from IP-tuned functionals becomes more and more inaccurate for  $\pi$ -conjugated molecular chains of increasing length. In contrast to IP- and DSLE tuning,  $G_0W_0$  tuning results in a very good agreement with the reference, with only minor deviations from both the absolute IP values and their slope. We attribute this to the approximate size-consistency of the  $G_0W_0$  tuning procedure, resulting in an almost constant amount of exact exchange and, thus, allowing the  $\Delta$ SCF IPs to evolve correctly with increasing chain length.

## 5 Further Discussion

To interpret the different tuning methods' behavior with increasing chain length and to highlight their respective strengths and shortcomings, it is helpful to study both their DSLE and the difference between the  $\Delta$ SCF IP and the negative HOMO eigenvalues, shown in Fig. 7 on the left and right side, respectively. These two values represent the errors minimized by DSLE and IP tuning, respectively. PBE and HF have been included to provide the limiting cases of 0% HF and 100% HF, as all our tuned functionals are a combination of these two. PBE is a semi-local functional, with a strong delocalization error, represented by a positive DSLE and a  $\Delta$ SCF IP significantly larger than the negative HOMO eigenvalue. Both errors, however, show a strong decrease with chain length. This behavior of PBE can be rationalized by the appearance of piecewise linearity with increasing system size demonstrated in Fig. 4. HF on

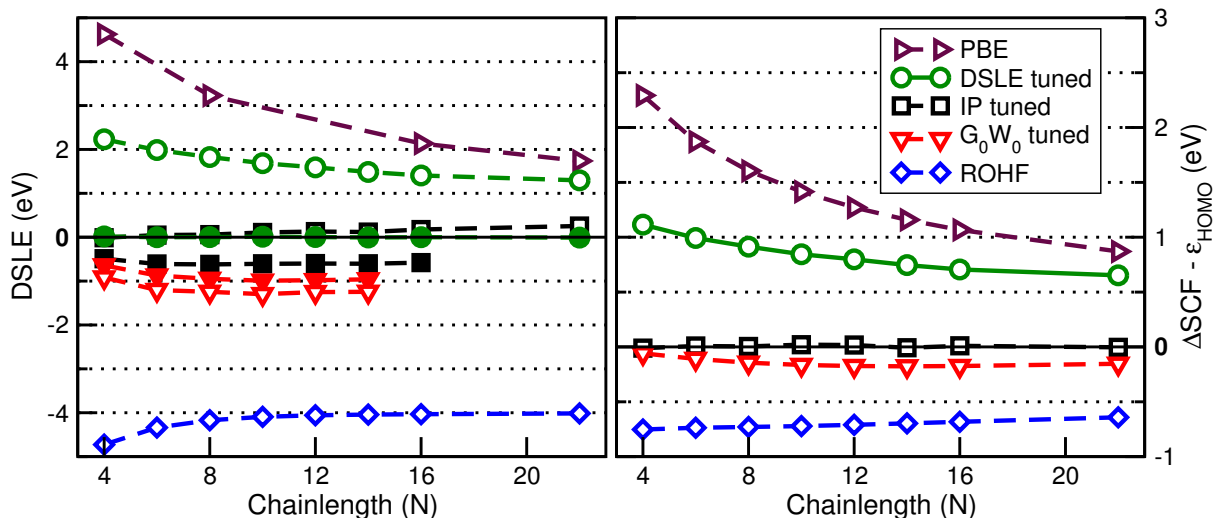


Figure 7: DSLE (left) and difference between  $\Delta\text{SCF}$  and eigenvalue IPs (right) for IP-tuned,  $G_0W_0$  tuned and DSLE tuned PBEh, as well as PBE and HF for polyacetylene oligomers of increasing chain length. The unfilled symbols represent the data for the underlying DFT calculations, while the filled symbols show the data after a  $G_0W_0$  correction.

the other hand shows a large negative DSLE and  $\Delta\text{SCF}$  IP smaller than the negative HOMO eigenvalue, with almost no change in error with increasing chain length. This shows the localization error, which prevents the appearance of piecewise linearity for increasing system size, hence leading to a consistent performance of the functional for all oligomer lengths.

The largest fraction of exact exchange is found for the  $G_0W_0$  tuned functional, where  $\alpha \approx 0.81$ . Fig. 7 shows a similar behavior of the  $G_0W_0$  tuned and HF methods, with both approaches displaying a negative DSLE, a  $\Delta\text{SCF}$  IP smaller than the negative HOMO eigenvalue and almost constant errors with chain length. It follows that  $G_0W_0$  tuned functionals exhibit a localization error. The tendency of  $G_0W_0$  to exhibit a localization error for DFT starting points with a large amount of exact exchange has been previously discussed in literature.<sup>48</sup>

The small discrepancies found for the DSLE of the  $G_0W_0$  tuned functional before and after the  $G_0W_0$  correction can be traced back to a change in the cation LUMO, as only the HOMO is tuned to give identical DFT and  $G_0W_0$  HOMO energies. A figure showing how the  $G_0W_0$  correction affects the 5 highest occupied and 5 lowest unoccupied orbitals of the neutral system can be found in the SI.

DSLE tuning leads to the smallest fractions of exact exchange ( $0.2 < \alpha < 0.4$ ), and the corresponding DFT starting point shows a behavior similar to PBE. Again, a strong delocalization error is apparent through a positive DSLE and a  $\Delta\text{SCF}$  IP much larger than the negative HOMO eigenvalue. Even though a small amount of exact exchange is present, the appearance of piecewise linearity for long chains can be observed, the errors seemingly decreasing with chain length. By construction, the tuning minimizes the DSLE after the  $G_0W_0$  correction, which is clearly seen in Fig. 7 (left). As the DFT starting point appears to have decreasing DSLE with increasing chain length, however, the correction needed from  $G_0W_0$  to enforce linearity decreases (see Fig. 8).

For IP tuned functionals linearity is already enforced approximately in the DFT starting point, and the  $\Delta\text{SCF}$  and eigenvalue IPs are equal by construction. The DSLE is almost zero, showing a slight deviation with increasing chain length caused by the behavior of the cation LUMO (see SI for details). Applying the  $G_0W_0$  correction on top of IP tuned functionals leads to a slightly negative DSLE indicating a localization error. However, the  $G_0W_0$  correction increases with chain length, shown in Fig. 8, thus working against the error in the

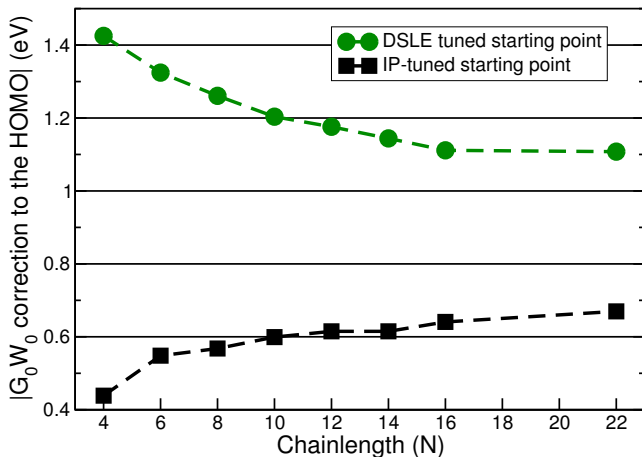


Figure 8: The  $G_0W_0$  correction to the HOMO eigenvalue for IP-tuned and DSLE tuned PBEH with increasing chainlength of polyacetylene.

DFT starting point introduced by the appearance of piecewise linearity.

## 6 Conclusions

In summary, we conclude that the ability of  $G_0W_0$  calculations to accurately describe the evolution of the HOMO IP with chain length for  $\pi$ -conjugated molecular chains such as polyacetylene relies on a number of factors:

Firstly, the amount of exact exchange present in a hybrid functional determines the slope of the IP with increasing chain length, with low fractions of exact exchange causing the IPs to fall off too rapidly and high fractions of exact exchange causing the IPs to not fall off fast enough. This corresponds to similar trends observable for other properties such as BLA and excitation energies.<sup>35,37</sup> Eliminating the localization/delocalization error in either the DFT or the  $G_0W_0$  step (as resulting from IP and DSLE tuning, respectively) does not guarantee accurate IPs or a correct evolution with chain length.

Secondly,  $G_0W_0$  tuning leads to a slight localization error, observable in the eigenvalue IPs. In contrast to the other methods it is, however, found to be approximately size consistent and hence leads to  $\Delta$ SCF IPs in good agreement with the reference data.

Finally, a  $G_0W_0$  correction improves the DFT

HOMO IPs for all tuning methods. The best agreement with the CCSD(T) reference data, however, is found when using an IP tuned starting point, yielding highly accurate IPs for all oligomer sizes. Given the lack of size-consistency of the IP-tuned starting point and, related to that, the decreasing accuracy of the IP-tuned HOMO eigenvalues for extended  $\pi$ -conjugated systems, this result could not be expected. However, it seems that the  $G_0W_0$  correction can counteract the error introduced by the lack of size-consistency, at least for the example of polyacetylene studied in this work. This is likely to be caused by a favourable cancellation of errors between the IP-tuned starting point and the  $GW$  approximation. We conclude that, although there are known shortcomings of the IP-tuning approach for large  $\pi$ -conjugated molecules due to its lack of size consistency, this apparently does not diminish the suitability of such functionals as a good starting point for  $G_0W_0$  calculations on large,  $\pi$ -conjugated molecules.

## Supporting Information Available

The following files are available free of charge. The supporting information includes additional data showing the difference in DSLE obtained from fractional occupation curves and HOMO/LUMO eigenvalues, as well as figures showing the  $G_0W_0$  correction to the five highest occupied as well as the five lowest unoccupied molecular orbitals following the  $G_0W_0$  tuning procedure, and the straight line error of the cation LUMO and neutral system HOMO after IP tuning.

**Acknowledgement** The authors thank L. Gallandi for helpful discussions.

## References

- (1) Gierschner, J.; Cornil, J.; Egelhaaf, H.-J. Optical Bandgaps of  $\pi$ -Conjugated Organic Materials at the Polymer Limit: Ex-

- periment and Theory. *Adv. Mater.* **2007**, *19*, 173–191.
- (2) Torras, J.; Casanovas, J.; Alemán, C. Reviewing Extrapolation Procedures of the Electronic Properties on the  $\pi$ -Conjugated Polymer Limit. *J. Phys. Chem. A* **2012**, *116*, 7571–7583.
  - (3) Meier, H.; Stalmach, U.; Kolshorn, H. Effective conjugation length and UV/vis spectra of oligomers. *Acta Polymer.* **1997**, *48*, 379–384.
  - (4) Hedin, L. New Method for Calculating the One-Particle Green’s Function with Application to the Electron-Gas Problem. *Phys. Rev.* **1965**, *139*, A796–A823.
  - (5) Hybertsen, M. S.; Louie, S. G. Electron correlation in semiconductors and insulators: Band gaps and quasiparticle energies. *Phys. Rev. B* **1986**, *34*, 5390–5413.
  - (6) Aryasetiawan, F.; Gunnarsson, O. The GW method. *Rep. Prog. Phys.* **1998**, *61*, 237.
  - (7) Stan, A.; Dahlen, N. E.; van Leeuwen, R. Fully self-consistent GW calculations for atoms and molecules. *EPL* **2006**, *76*, 298.
  - (8) Blase, X.; Attaccalite, C.; Olevano, V. First-principles *GW* calculations for fullerenes, porphyrins, phtalocyanine, and other molecules of interest for organic photovoltaic applications. *Phys. Rev. B* **2011**, *83*, 115103.
  - (9) Marom, N.; Caruso, F.; Ren, X.; Hofmann, O. T.; Körzdörfer, T.; Chelikowsky, J. R.; Rubio, A.; Scheffler, M.; Rinke, P. Benchmark of *GW* methods for azabenzenes. *Phys. Rev. B* **2012**, *86*, 245127.
  - (10) van Setten, M. J.; Caruso, F.; Sharifzadeh, S.; Ren, X.; Scheffler, M.; Liu, F.; Lischner, J.; Lin, L.; Deslippe, J. R.; Louie, S. G.; Yang, C.; Weigend, F.; Neaton, J. B.; Evers, F.; Rinke, P. GW100: Benchmarking  $G_0W_0$  for Molecular Systems. *J. Chem. Theory Comput.* **2015**, *11*, 5665–5687.
  - (11) Maggio, E.; Liu, P.; van Setten, M. J.; Kresse, G. GW100: A Plane Wave Perspective for Small Molecules. *J. Chem. Theory Comput.* **2017**, *13*, 635–648.
  - (12) Caruso, F.; Dauth, M.; van Setten, M. J.; Rinke, P. Benchmark of GW Approaches for the GW100 Test Set. *J. Chem. Theory Comput.* **2016**, *12*, 5076–5087.
  - (13) Körzdörfer, T.; Marom, N. Strategy for finding a reliable starting point for  $G_0W_0$  demonstrated for molecules. *Phys. Rev. B* **2012**, *86*, 041110.
  - (14) Grossman, J. C.; Rohlfing, M.; Mitas, L.; Louie, S. G.; Cohen, M. L. High Accuracy Many-Body Computational Approaches for Excitations in Molecules. *Phys. Rev. Lett.* **2001**, *86*, 472–475.
  - (15) Blase, X.; Attaccalite, C.; Olevano, V. First-principles *GW* calculations for fullerenes, porphyrins, phtalocyanine, and other molecules of interest for organic photovoltaic applications. *Phys. Rev. B* **2011**, *83*, 115103.
  - (16) Faber, C.; Attaccalite, C.; Olevano, V.; Runge, E.; Blase, X. First-principles *GW* calculations for DNA and RNA nucleobases. *Phys. Rev. B* **2011**, *83*, 115123.
  - (17) Rostgaard, C.; Jacobsen, K. W.; Thygesen, K. S. Fully self-consistent GW calculations for molecules. *Phys. Rev. B* **2010**, *81*, 085103.
  - (18) Caruso, F.; Atalla, V.; Ren, X.; Rubio, A.; Scheffler, M.; Rinke, P. First-principles description of charge transfer in donor-acceptor compounds from self-consistent many-body perturbation theory. *Phys. Rev. B* **2014**, *90*, 085141.
  - (19) Caruso, F.; Rinke, P.; Ren, X.; Scheffler, M.; Rubio, A. Unified description of

- ground and excited states of finite systems: The self-consistent *GW* approach. *Phys. Rev. B* **2012**, *86*, 081102.
- (20) van Schilfgaarde, M.; Kotani, T.; Faleev, S. Quasiparticle Self-Consistent *GW* Theory. *Phys. Rev. Lett.* **2006**, *96*, 226402.
- (21) von Barth, U.; Holm, B. Self-consistent  $GW_0$  results for the electron gas: Fixed screened potential  $W_0$  within the random-phase approximation. *Phys. Rev. B* **1996**, *54*, 8411–8419.
- (22) Pinheiro, M.; Caldas, M. J.; Rinke, P.; Blum, V.; Scheffler, M. Length dependence of ionization potentials of transacetylenes: Internally consistent DFT/*GW* approach. *Phys. Rev. B* **2015**, *92*, 195134.
- (23) Rinke, P.; Qteish, A.; Neugebauer, J.; Freysoldt, C.; Scheffler, M. Combining *GW* calculations with exact-exchange density-functional theory: an analysis of valence-band photoemission for compound semiconductors. *New J. Phys.* **2005**, *7*, 126.
- (24) Fuchs, F.; Furthmüller, J.; Bechstedt, F.; Shishkin, M.; Kresse, G. Quasiparticle band structure based on a generalized Kohn-Sham scheme. *Phys. Rev. B* **2007**, *76*, 115109.
- (25) Bruneval, F.; Marques, M. A. L. Benchmarking the Starting Points of the *GW* Approximation for Molecules. *J. Chem. Theory Comput.* **2013**, *9*, 324–329.
- (26) Gallandi, L.; Körzdörfer, T. Long-Range Corrected DFT Meets *GW*: Vibrationally Resolved Photoelectron Spectra from First Principles. *J. Chem. Theory Comput.* **2015**, *11*, 5391–5400.
- (27) Rangel, T.; Hamed, S. M.; Bruneval, F.; Neaton, J. B. Evaluating the *GW* Approximation with CCSD(T) for Charged Excitations Across the Oligoacenes. *J. Chem. Theory Comput.* **2016**, *12*, 2834–2842.
- (28) Knight, J. W.; Wang, X.; Gallandi, L.; Dolgounitcheva, O.; Ren, X.; Ortiz, J. V.; Rinke, P.; Körzdörfer, T.; Marom, N. Accurate Ionization Potentials and Electron Affinities of Acceptor Molecules III: A Benchmark of *GW* Methods. *J. Chem. Theory Comput.* **2016**, *12*, 615–626.
- (29) Stein, T.; Kronik, L.; Baer, R. Reliable Prediction of Charge Transfer Excitations in Molecular Complexes Using Time-Dependent Density Functional Theory. *J. Am. Chem. Soc.* **2009**, *131*, 2818–2820.
- (30) Stein, T.; Kronik, L.; Baer, R. Prediction of charge-transfer excitations in coumarin-based dyes using a range-separated functional tuned from first principles. *J. Chem. Phys.* **2009**, *131*, 244119.
- (31) Baer, R.; Livshits, E.; Salzner, U. Tuned Range-Separated Hybrids in Density Functional Theory. *Annu. Rev. Phys. Chem.* **2010**, *61*, 85–109.
- (32) Eisenberg, H. R.; Baer, R. A new generalized Kohn-Sham method for fundamental band-gaps in solids. *Phys. Chem. Chem. Phys.* **2009**, *11*, 4674–4680.
- (33) Gallandi, L.; Marom, N.; Rinke, P.; Körzdörfer, T. Accurate Ionization Potentials and Electron Affinities of Acceptor Molecules II: Non-Empirically Tuned Long-Range Corrected Hybrid Functionals. *J. Chem. Theory Comput.* **2016**, *12*, 605–614.
- (34) Körzdörfer, T.; Parrish, R. M.; Sears, J. S.; Sherrill, C. D.; Brédas, J.-L. On the relationship between bond-length alternation and many-electron self-interaction error. *J. Chem. Phys.* **2012**, *137*, 124305.
- (35) Bois, J.; Körzdörfer, T. How Bond Length Alternation and Thermal Disorder Affect the Optical Excitation Energies of  $\pi$ -Conjugated Chains: A Combined Density Functional Theory and Molecular Dynamics Study. *J. Chem. Theory Comput.* **2016**, *12*, 1872–1882.

- (36) Körzdörfer, T.; Brédas, J.-L. Organic Electronic Materials: Recent Advances in the DFT Description of the Ground and Excited States Using Tuned Range-Separated Hybrid Functionals. *Acc. Chem. Res.* **2014**, *47*, 3284–3291.
- (37) Körzdörfer, T.; Sears, J. S.; Sutton, C.; Brédas, J.-L. Long-range corrected hybrid functionals for pi-conjugated systems: Dependence of the range-separation parameter on conjugation length. *J. Chem. Phys.* **2011**, *135*, 204107.
- (38) Karolewski, A.; Kronik, L.; Kümmel, S. Using optimally tuned range separated hybrid functionals in ground-state calculations: Consequences and caveats. *J. Chem. Phys.* **2013**, *138*, 204115.
- (39) Vlček, V. c. v.; Eisenberg, H. R.; Steinle-Neumann, G.; Neuhauser, D.; Rabani, E.; Baer, R. Spontaneous Charge Carrier Localization in Extended One-Dimensional Systems. *Phys. Rev. Lett.* **2016**, *116*, 186401.
- (40) Vlček, V.; Eisenberg, H. R.; Steinle-Neumann, G.; Kronik, L.; Baer, R. Deviations from piecewise linearity in the solid-state limit with approximate density functionals. *J. Chem. Phys.* **2015**, *142*, 034107.
- (41) Autschbach, J.; Srebro, M. Delocalization Error and Functional Tuning in Kohn-Sham Calculations of Molecular Properties. *Acc. Chem. Res.* **2014**, *47*, 2592–2602.
- (42) Su, W. P.; Schrieffer, J. R.; Heeger, A. J. Solitons in Polyacetylene. *Phys. Rev. Lett.* **1979**, *42*, 1698–1701.
- (43) Brédas, J. L.; Dory, M.; André, J. M. Long polyene and polydiacetylene oligomers: Pariser-Parr-Pople investigation of the geometric and electronic structures in the first 1Bu excited state. *J. Chem. Phys.* **1985**, *83*, 5242–5249.
- (44) Hsu, C.-P.; Hirata, S.; Head-Gordon, M. Excitation Energies from Time-Dependent Density Functional Theory for Linear Polyene Oligomers: Butadiene to Decapentaene. *J. Phys. Chem. A* **2001**, *105*, 451–458.
- (45) Ho Choi, C.; Kertesz, M.; Karpfen, A. The effects of electron correlation on the degree of bond alternation and electronic structure of oligomers of polyacetylene. *J. Chem. Phys.* **1997**, *107*, 6712–6721.
- (46) Jacquemin, D.; Femenias, A.; Chermette, H.; Ciofini, I.; Adamo, C.; André, J.-M.; Perpète, E. A. Assessment of Several Hybrid DFT Functionals for the Evaluation of Bond Length Alternation of Increasingly Long Oligomers. *J. Phys. Chem. A* **2006**, *110*, 5952–5959.
- (47) Jacquemin, D.; Adamo, C. Bond Length Alternation of Conjugated Oligomers: Wave Function and DFT Benchmarks. *J. Chem. Theory Comput.* **2011**, *7*, 369–376.
- (48) Dauth, M.; Caruso, F.; Kümmel, S.; Rinke, P. Piecewise linearity in the GW approximation for accurate quasiparticle energy predictions. *Phys. Rev. B* **2016**, *93*, 121115.
- (49) Atalla, V.; Yoon, M.; Caruso, F.; Rinke, P.; Scheffler, M. Hybrid density functional theory meets quasiparticle calculations: A consistent electronic structure approach. *Phys. Rev. B* **2013**, *88*, 165122.
- (50) In a standard Kohn-Sham formulation, the exchange-correlation operator  $\hat{v}_{xc}$  is a local, multiplicative potential. In a generalized Kohn-Sham calculation, e.g., using a hybrid functional, the exchange-part of  $\hat{v}_{xc}$  becomes a non-local operator.
- (51) Perdew, J. P.; Parr, R. G.; Levy, M.; Balduz, J. L. Density-Functional Theory for Fractional Particle Number: Derivative Discontinuities of the Energy. *Phys. Rev. Lett.* **1982**, *49*, 1691–1694.

- (52) Mori-Sánchez, P.; Cohen, A. J.; Yang, W. Many-electron self-interaction error in approximate density functionals. *J. Chem. Phys.* **2006**, *125*, 201102.
- (53) Ruzsinszky, A.; Perdew, J. P.; Csonka, G. I.; Vydrov, O. A.; Scuse-ria, G. E. Spurious fractional charge on dissociated atoms: Pervasive and resilient self-interaction error of common density functionals. *J. Chem. Phys.* **2006**, *125*, 194112.
- (54) Mori-Sánchez, P.; Cohen, A. J.; Yang, W. Localization and Delocalization Errors in Density Functional Theory and Implications for Band-Gap Prediction. *Phys. Rev. Lett.* **2008**, *100*, 146401.
- (55) Janak, J. F. Proof that  $\frac{\partial E}{\partial n_i} = \epsilon$  in density-functional theory. *Phys. Rev. B* **1978**, *18*, 7165–7168.
- (56) Rudolph, M.; Autschbach, J. Performance of Conventional and Range-Separated Hybrid Density Functionals in Calculations of Electronic Circular Dichroism Spectra of Transition Metal Complexes. *J. Phys. Chem. A* **2011**, *115*, 14677–14686.
- (57) Salzner, U.; Aydin, A. Improved Prediction of Properties of  $\pi$ -Conjugated Oligomers with Range-Separated Hybrid Density Functionals. *J. Chem. Theory Comput.* **2011**, *7*, 2568–2583.
- (58) Stein, T.; Eisenberg, H.; Kronik, L.; Baer, R. Fundamental Gaps in Finite Systems from Eigenvalues of a Generalized Kohn-Sham Method. *Phys. Rev. Lett.* **2010**, *105*, 266802.
- (59) Srebro, M.; Autschbach, J. Tuned Range-Separated Time-Dependent Density Functional Theory Applied to Optical Rotation. *J. Chem. Theory Comput.* **2012**, *8*, 245–256.
- (60) Körzdörfer, T.; Parrish, R. M.; Marom, N.; Sears, J. S.; Sherrill, C. D.; Brédas, J.-L. Assessment of the performance of tuned range-separated hybrid density functionals in predicting accurate quasiparticle spectra. *Phys. Rev. B* **2012**, *86*, 205110.
- (61) Refaely-Abramson, S.; Baer, R.; Kronik, L. Fundamental and excitation gaps in molecules of relevance for organic photovoltaics from an optimally tuned range-separated hybrid functional. *Phys. Rev. B* **2011**, *84*, 075144.
- (62) Karolewski, A.; Stein, T.; Baer, R.; Kümmel, S. Communication: Tailoring the optical gap in light-harvesting molecules. *J. Chem. Phys.* **2011**, *134*, 151101.
- (63) Sears, J. S.; Körzdörfer, T.; Zhang, C.-R.; Brédas, J.-L. Communication: Orbital instabilities and triplet states from time-dependent density functional theory and long-range corrected functionals. *J. Chem. Phys.* **2011**, *135*, 151103.
- (64) Sutton, C.; Körzdörfer, T.; Gray, M. T.; Brunfeldt, M.; Parrish, R. M.; Sherrill, C. D.; Sears, J. S.; Brédas, J.-L. Accurate description of torsion potentials in conjugated polymers using density functionals with reduced self-interaction error. *J. Chem. Phys.* **2014**, *140*, 054310.
- (65) Egger, D. A.; Weissman, S.; Refaely-Abramson, S.; Sharifzadeh, S.; Dauth, M.; Baer, R.; Kümmel, S.; Neaton, J. B.; Zojer, E.; Kronik, L. Outer-valence Electron Spectra of Prototypical Aromatic Heterocycles from an Optimally Tuned Range-Separated Hybrid Functional. *J. Chem. Theory Comput.* **2014**, *10*, 1934–1952.
- (66) Sutton, C.; Körzdörfer, T.; Coropceanu, V.; Brédas, J.-L. Toward a Robust Quantum-Chemical Description of Organic Mixed-Valence Systems. *J. Phys. Chem. C* **2014**, *118*, 3925–3934.
- (67) Refaely-Abramson, S.; Sharifzadeh, S.; Jain, M.; Baer, R.; Neaton, J. B.; Kronik, L. Gap renormalization of molecular crystals from density-functional theory. *Phys. Rev. B* **2013**, *88*, 081204.

- (68) Richard, R. M.; Marshall, M. S.; Dolgopritcheva, O.; Ortiz, J. V.; Brédas, J.-L.; Marom, N.; Sherrill, C. D. Accurate Ionization Potentials and Electron Affinities of Acceptor Molecules I. Reference Data at the CCSD(T) Complete Basis Set Limit. *J. Chem. Theory Comput.* **2016**, *12*, 595–604.
- (69) Mori-Sánchez, P.; Cohen, A. J.; Yang, W. Localization and Delocalization Errors in Density Functional Theory and Implications for Band-Gap Prediction. *Phys. Rev. Lett.* **2008**, *100*, 146401.
- (70) Frisch, M. J.; Trucks, G. W.; Schlegel, H. B.; Scuseria, G. E.; Robb, M. A.; Cheeseman, J. R.; Scalmani, G.; Barone, V.; Mennucci, B.; Petersson, G. A.; Nakatsuji, H.; Caricato, M.; Li, X.; Hratchian, H. P.; Izmaylov, A. F.; Bloino, J.; Zheng, G.; Sonnenberg, J. L.; Hada, M.; Ehara, M.; Toyota, K.; Fukuda, R.; Hasegawa, J.; Ishida, M.; Nakajima, T.; Honda, Y.; Kitao, O.; Nakai, H.; Vreven, T.; Montgomery, J. A.; Peralta, J. E.; Ogliaro, F.; Bearpark, M.; Heyd, J. J.; Brothers, E.; Kudin, K. N.; Staroverov, V. N.; Kobayashi, R.; Normand, J.; Raghavachari, K.; Rendell, A.; Burant, J. C.; Iyengar, S. S.; Tomasi, J.; Cossi, M.; Rega, N.; Millam, J. M.; Klene, M.; Knox, J. E.; Cross, J. B.; Bakken, V.; Adamo, C.; Jaramillo, J.; Gomperts, R.; Stratmann, R. E.; Yazyev, O.; Austin, A. J.; Cammi, R.; Pomelli, C.; Ochterski, J. W.; Martin, R. L.; Morokuma, K.; Zakrzewski, V. G.; Voth, G. A.; Salvador, P.; Dannenberg, J. J.; Dapprich, S.; Daniels, A. D.; Farkas, Ö.; Foresman, J. B.; Ortiz, J. V.; Cioslowski, J.; Fox, D. J. Gaussian09 Revision D.01. Gaussian Inc. Wallingford CT 2009.
- (71) Tretiak, S.; Chernyak, V.; Mukamel, S. Chemical Bonding and Size Scaling of Nonlinear Polarizabilities of Conjugated Polymers. *Phys. Rev. Lett.* **1996**, *77*, 4656–4659.
- (72) Turney, J. M.; Simmonett, A. C.; Parrish, R. M.; Hohenstein, E. G.; Evangelista, F. A.; Fermann, J. T.; Mintz, B. J.; Burns, L. A.; Wilke, J. J.; Abrams, M. L.; Russ, N. J.; Leininger, M. L.; Janssen, C. L.; Seidl, E. T.; Allen, W. D.; Schaefer, H. F.; King, R. A.; Valeev, E. F.; Sherrill, C. D.; Crawford, T. D. Psi4: an open-source ab initio electronic structure program. *WIREs Comput. Mol. Sci.* **2012**, *2*, 556.
- (73) Blum, V.; Gehrke, R.; Hanke, F.; Havu, P.; Havu, V.; Ren, X.; Reuter, K.; Scheffler, M. Ab initio molecular simulations with numeric atom-centered orbitals. *Comput. Phys. Commun.* **2009**, *180*, 2175–2196.
- (74) Schneider, W. B.; Bistoni, G.; Sparta, M.; Saitow, M.; Riplinger, C.; Auer, A. A.; Neese, F. Decomposition of Intermolecular Interaction Energies within the Local Pair Natural Orbital Coupled Cluster Framework. *J. Chem. Theory Comput.* **2016**, *12*, 4778–4792.
- (75) Riplinger, C.; Pinski, P.; Becker, U.; Valeev, E. F.; Neese, F. Sparse maps—A systematic infrastructure for reduced-scaling electronic structure methods. II. Linear scaling domain based pair natural orbital coupled cluster theory. *J. Chem. Phys.* **2016**, *144*, 024109.
- (76) Liakos, D. G.; Sparta, M.; Kesharwani, M. K.; Martin, J. M. L.; Neese, F. Exploring the Accuracy Limits of Local Pair Natural Orbital Coupled-Cluster Theory. *J. Chem. Theory Comput.* **2015**, *11*, 1525–1539.
- (77) Neese, F. The ORCA program system. *WIREs Comput. Mol. Sci.* **2012**, *2*, 73–78.
- (78) Kossmann, S.; Neese, F. Efficient Structure Optimization with Second-Order

Many-Body Perturbation Theory: The RIJCOSX-MP2 Method. *J. Chem. Theory Comput.* **2010**, *6*, 2325–2338.

- (79) Weigend, F.; Köhn, A.; Hättig, C. Efficient use of the correlation consistent basis sets in resolution of the identity MP2 calculations. *J. Chem. Phys.* **2002**, *116*, 3175–3183.
- (80)  $\Delta$ SCF IPs are only available for DFT calculations, as the single point  $G_0W_0$  correction does not lead to a new total energy.

# Graphical TOC Entry

