

# The imprints of the last jets in core collapse supernovae

Ealeal Bear<sup>1</sup>, Aldana Grichener<sup>1</sup> and Noam Soker<sup>1</sup>

April 4, 2022

## ABSTRACT

We analyze the morphologies of three core collapse supernova remnants (CCSNRs) and the energy of jets in other CCSNRs and core collapse supernovae (CCSNe), and conclude that these properties are well explained by the last jets' episode as expected in the jet feedback explosion mechanism of CCSNe. The presence of two opposite protrusions, termed ears, and our comparison of the CCSNR morphologies with morphologies of planetary nebulae strengthen the claim that jets play a decisive role in the explosion mechanism of CCSNe. We crudely estimate the energy that was required to inflate the ears in two CCSNRs, and assume that the ears were inflated by jets. We find that the energies of the jets that inflated ears in 11 CCSNRs span a range that is similar to that of jets in some energetic CCSNe, and that this energy is much less than the explosion energy. This finding is compatible with the jet feedback explosion mechanism of CCSNe, where only the last jets are expected to influence the outer parts of the ejecta. We reiterate our call for a paradigm shift from neutrino-driven to jet-driven explosion models of CCSNe.

Keywords: (stars:) supernovae: general; stars: jets; ISM: supernova remnants

## 1. INTRODUCTION

In a rich variety of astrophysical objects a compact object accretes mass from an extended ambient gas and launches jets. The jets heat and/or expel the ambient gas, hence reducing the accretion rate, and by that set a negative feedback cycle. Similar properties of this jet feedback mechanism (JFM) between different types of systems exist (Soker 2016). Core collapse supernova (CCSN) explosions are events where the JFM might play a decisive role. Support to the notion that jets play a role in the explosion of many CCSNe comes from

---

<sup>1</sup>Department of Physics, Technion – Israel Institute of Technology, Haifa 32000, Israel; ealealb@gmail.com; aldanag@campus.technion.ac.il; soker@physics.technion.ac.il

observations (e.g., Wang et al. 2001; Castelletti et al. 2006; Maund et al. 2007; DeLaney et al. 2011; Lopez et al. 2011, 2013, 2014; Milisavljevic et al. 2013; Milisavljevic & Fesen 2013; González-Casanova et al. 2014; Margutti et al. 2014; Milisavljevic et al. 2015; Uchida et al. 2015; Fesen & Milisavljevic 2016; Inserra et al. 2016; Mauerhan et al. 2017; Grichener & Soker 2017; Bear & Soker 2017; Margutti et al. 2017; Piran et al. 2017; Tanaka et al. 2017) and theoretical arguments, including numerical simulations (e.g. Khokhlov et al. 1999; MacFadyen et al. 2001; Höflich et al. 2001; Woosley & Janka 2005; Burrows et al. 2007; Couch et al. 2009, 2011; Takiwaki & Kotake 2011; Lazzati et al. 2012; Maeda et al. 2012; Mösta et al. 2014; Nishimura et al. 2015; Bromberg & Tchekhovskoy 2016; Gilkis 2017; Nishimura et al. 2017; Sobacchi et al. 2017).

Most of the above listed theoretical studies assume that the pre-collapse core of the exploding star must be rapidly rotating for the newly born neutron star (NS; or black hole) to launch jets. Such a degree of rapid rotation can result only by a stellar binary interaction, most likely through a common envelope evolution. As such an evolutionary route is rare, these studies consider jet-driven explosions to be rare, and take place in specific type of CCSNe. These studies assume that the majority of CCSN explosions are driven by neutrinos (e.g., Müller 2016, for a recent review).

We instead adopt the view that all CCSNe explode by jets which operate through the JFM (e.g., Papish & Soker 2011; Papish et al. 2015b; Gilkis & Soker 2015; Gilkis et al. 2016; review by Soker 2016). When the pre-collapse core angular velocity is low, pre-collapse turbulence (Gilkis & Soker 2014, 2015, 2016) and post-collapse instabilities (Papish et al. 2015a) supply stochastic angular momentum to the gas accreted onto the newly born NS. In that case the axis of the jets changes direction and the star explodes by jittering jets (Papish & Soker 2011; Soker 2017b). The post collapse instabilities are mainly the spiral modes of the standing accretion disk instability (SASI; Papish et al. 2015a), that have been shown to be very persistent and vigorous (e.g., Fernández 2010; Kotake et al. 2011; Rantsiou et al. 2011; Endeve et al. 2012; Guilet & Fernández 2014; Iwakami et al. 2014; Abdikamalov et al. 2015; Fernández 2015; Janka et al. 2016; Moreno Méndez & Cantiello 2016; Kazeroni et al. 2016; Blondin et al. 2017; Kazeroni et al. 2017). Schreier & Soker (2016) suggest that even if the temporarily specific angular momentum falls somewhat below the value required to form an accretion disk, jets might still be launched.

Several studies have suggested a link between jets in energetic explosions and in weaker explosions (e.g., Sobacchi et al. 2017). Margutti et al. (2014), for example, find that their observations support theoretical proposals that link relativistic SNe with the weakest observed engine-driven SNe, where they argue that jets barely fail to break out.

In light of these considerations, and the difficulties of the neutrino-driven mechanism

(e.g., Kushnir 2015; Papish et al. 2015b), our group (e.g., Papish et al. 2015b; Soker 2017a) has called for a paradigm shift from neutrino-driven explosions to jet-driven explosions of all CCSNe; Piran et al. (2017) followed with a similar but a weaker call.

In the present paper we analyze some observations under the assumption that all CCSN explosions are driven by jets. In section 2 we discuss the imprints of the last episode of jets to be launched, in section 3 we study three supernova remnants (SNRs) that we did not study before for last jets, and in section 4 we compare the energy of the last jets in several CCSNRs and CCSNe. We summarize our main results in section 5.

## 2. THE LAST EPISODE OF JETS

According to the JFM for exploding massive stars (e.g., Gilkis et al. 2016) as long as mass is accreted from the collapsing core onto the newly born NS or black hole, jets are launched. After the jets remove the entire core, the accretion ceases and the jets are turned off. However, for a short time after the removal of the entire core some mass is still flowing inward near the NS. This mass launches the last jets in a last jet-launching episode. The last jets expand into an already exploding core, and therefore they are more free to expand and interact with the outer parts of the envelope. Namely, while during most of the jet-launching period the jets collide with the inner parts of the star and do not leave an imprint on the outer parts, the last jets might interact with the outer parts of the stars (Gilkis et al. 2016). This has the following implications.

1. *The formation of ears.* As we discussed in previous papers (Grichener & Soker 2017; Bear & Soker 2017; Soker 2017c), the last episode (or in some cases even the last two episodes) of jets can inflate two ears. Ears are defined as two opposite protrusions from the main SNR shell. The last episode of jets might flow freely to the edge of the expanding envelope, and gently breakout, leaving the imprint of two opposite ears. Due to instabilities and natal kick of the NS, in many cases the two opposite jets do not form identical opposite ears. More than that, because of the same effects, the two ears might not be on exact opposite sides of the center of the explosion. We study two SNRs with ears in section 3.

2. *Lower than explosion energy.* The last jets carry only a small fraction of the explosion energy (see section 4). Since only the last jets leave any imprint on the outer regions, any estimate of the jets' energy that is based on the imprints of the jets on the outer parts of the expanding gas will yield an energy much lower than the explosion energy. Therefore, the finding that the imprints of jets in the outer regions of the expanding gas result from energy lower than the explosion energy cannot be used as an argument against the jet-driven

explosion, but as an expected result.

*3. Departure from spherical symmetry in the outer parts.* In the jittering jets explosion mechanism the symmetry axis of the two opposite jets has different directions at different jet-launching episodes (Papish & Soker 2011). The explosion has a global spherical morphology. The last jets are launched along one direction, and they have the largest imprint on the morphology of the outer regions. For that, in the jittering jet explosion mechanism the explosion might have a global spherical inner region, and a general bipolar outer region. We suggested that this general flow structure accounts for the morphology of the SNR Cassiopeia A (Gilkis et al. 2016; Soker 2017c). Another CCSN that this flow structure might account for is SN 2014ad. From their spectropolarimetric data, Stevance et al. (2017) conclude that SN 2014ad has a nearly spherical interior, and an aspherical outer ejecta. They then argue that it is difficult to reconcile the geometry of the deeper ejecta with a jet-driven explosion. We, on the other hand, suggest that the jittering jets explosion mechanism might explain this morphology.

### 3. IMPRINTS OF LAST JETS IN THREE SNRs

In this section we analyze the structure of three CCSNRs: G292.0+1.8, N49B and RCW 103. The CCSNRs G292.0+1.8 and N49B contain two protrusions from the main SNR shell which sustain the required properties in order to be considered as ears, according to the criteria listed by Grichener & Soker (2017). We present images of these CCSNRs, on which we mark some morphological features that we will use in section 4 to calculate the ratio of the energy that was required to inflate the ears to the total explosion energy.

In both images we use a green double-headed arrow to mark the diameter of the base of the ear on the SNR, a red double-headed arrow to mark the diameter of the ear, and an orange double-headed arrow to mark the diameter of the SNR. For CCSNR RCW 103 which has no observed ears, we chose a different method. We compare its morphology to planetary nebulae (PNe) that share the same observed morphology features, and in addition have jets. We use these similarities to argue that the SNR RCW 103 was shaped by jets that are not active any more.

#### 3.1. G292.0+1.8

In Fig. 1 we present the structure of the CCSNR G292.0+1.8 in several wavelengths, and mark the relevant morphological features. Although small, we can note the two opposite

ears on most panels, as marked. We assume that these ears were inflated by the last jets that are long gone. As in our earlier papers, we take the direction of the two opposite dead jets to be along the line connecting the two ears, as marked in all panels (by a white line in the upper left panel, by a blue line in the upper right panel, and by black lines in the lower panels).

On the upper right panel of Fig. 1 we marked two possible symmetry axes. The blue line connects the two ears, as in the other three panels. The pink line marks the symmetry axis of the two bright  $H\alpha$  arcs. This line is based on the morphology of many PNe that have a similar structure and in addition have ears and/or jets, as we discuss in section 3.3 below. As the two symmetry lines are very close to each other, we take it to imply that the same two opposite jets shaped the ears and the bright  $H\alpha$  arcs. We further discuss this in relation to the PN NGC 40 in section 3.3.

### 3.2. N49B

The ears of the SNR N49B are complicated. In Fig. 2 we present two possibilities for the western ears. In the first case the ears are almost symmetric in size and are represented by the solid green and red double-headed arrows. In the second case the western ear is much larger and has a major offset to the north as marked by the dashed double-headed arrows. The eastern ear can either be the same as the one we see and is marked, or possibly a larger symmetrical eastern ear exists, but it is too faint to be observed. Other possibilities are that it has already been dispersed, or it is projected on the main SNR. The later explanation is quite possible, as it seems that the line that connects the two equal size ears, the white solid line, is tilted, i.e., not in the plane of the sky.

One possible explanation to the presence of both large and small western ears is an interaction with the ISM. Another possibility is that the jets from the last two jet-launching episodes made their imprints on the SNR, and the two jets' symmetry axes were tilted with respect to each other.

### 3.3. RCW 103

In Fig. 3 we present the CCSNR RCW 103 along with three PNe. We see no ears in the CCSNR RCW 103. Based on its morphological similarity to many PNe, we suggest that it was shaped by jets that inflated ears. Either the ears in RCW 103 are too faint to be observed, or they have already been dispersed in the ISM. In Fig. 3 we present three PNe

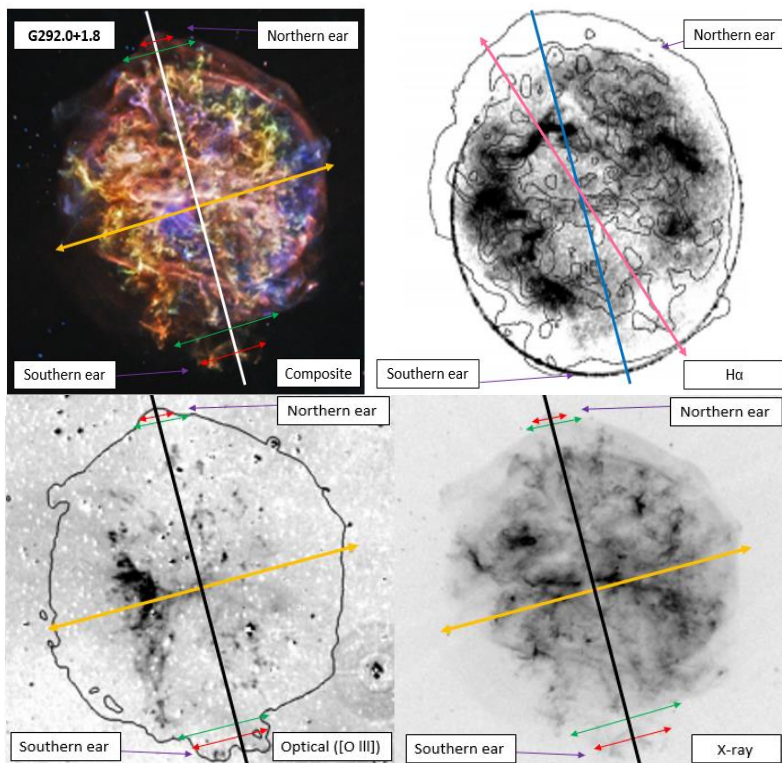


Fig. 1.— Images of the CCSNR G292.0+1.8 in various wavelengths. In all panels the line from upper left to lower right is our assumed symmetry axis that connects the two ears. *Upper left panel:* A composite image taken from the Chandra gallery (based on Park et al. 2007). Red, orange, green and blue colors represent O Ly $\alpha$  combined with Ne He $\alpha$  (0.58 – 0.71 and 0.88 – 0.95 keV), Ne Ly $\alpha$  (0.98 – 1.10 keV), Mg He $\alpha$  (1.28 – 1.43 keV), and Si He $\alpha$  combined with S He $\alpha$  (1.81 – 2.05 and 2.40 – 2.62 keV), respectively. White represents the optical band. *Upper right panel:* Zero velocity H $\alpha$  image taken from Ghavamian et al. (2005). The blue solid line connects the two opposite ears, while the pink solid double-headed arrow is a possible symmetry axis defined by the two bright H $\alpha$  arcs. *Lower left panel:* An optical ([O III]) image taken from Winkler & Long (2006) and reproduced by Ghavamian et al. (2012). *Lower right panel:* A 510 Ks Chandra X-ray image in 0.3 – 8.0 keV taken from Park et al. (2007) and reproduced by Ghavamian et al. (2012).

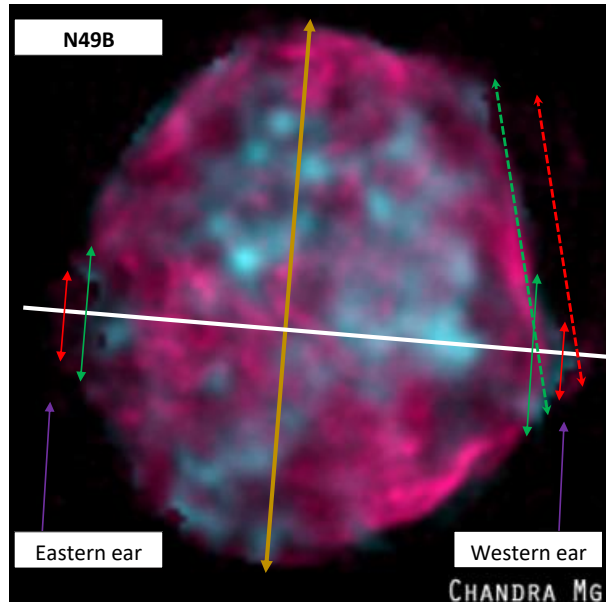


Fig. 2.— A broadband image of N49B taken from the Chandra gallery (based on Park et al. 2003). The Pink color is composed of the energy bands 0.3 – 3.0 keV, while the cyan represents a Mg line (1280 – 1440 eV). The white line marks the symmetry axis of the equal-size ears, which is perpendicular to the radius of the SNR (marked by the orange double-headed arrow). The solid green double-headed arrows mark the locations of the diameter of the base of each of the two visible and well defined opposite ears. The red double-headed arrows mark the diameter of those ears. The dashed double-headed arrow represents the corresponding quantities for a larger possible western ear.

that have two arcs and jets but no ears. All the PNe are thought to have been shaped by jets.

The PNe presented in Fig. 3 and their relevant properties are as follows.

*Abell 63.* The structure of A 63 demonstrates the presence of two bright arcs and far-away two opposite faint jets. The jets shaped the inner bright part to have a hollow cylindrical shape, that on projection reveals two arcs. For more PNe that show jets together with a hollowed central bright nebula see for example García-Díaz et al. (2012), Clark et al. (2013) and Clyne et al. (2015). Had the jets of A 63 been a little fainter, we would not have detected them. Presented is a deep  $H\alpha + [N II]$  6584Å image taken from Mitchell et al. (2007), that is based on Pollacco & Bell (1997).

*NGC 40.* The left and right images of NGC 40 in Fig. 3 emphasize the arcs and jets, respectively. The jets are much fainter than the arcs, and in the future it is likely that the jets will not be detected any more, only the bright nebula with its arcs. Interestingly, the line connecting the southern jet with the northern one before it is bent, is somewhat tilted with respect to the symmetry axis of the arcs (a line through the center parallel to the arcs). Earlier jets could have had different directions, like precessing jets, and hence the arcs have a different symmetry axis. In any case, the jets shaped the arcs despite the tilted direction. The two images of NGC 40 are taken from Meaburn et al. (1996), and both are  $H\alpha + [NII]$  6584Å intensity maps. The right panel of NGC 40 is in a logarithmic scale (see also Balick et al. 1992 on this PN, and on NGC 6804 that also presents arcs and polar outflows).

The tilted symmetry axes in NGC 40 teach us also on the CCSNR G292.0+1.8, where the symmetry axis of the ears is somewhat tilted with respect to the symmetry axis of the arcs (upper right panel of Fig. 1). The PN NGC 40 strengthens our claim that jets shaped both ears and arcs in SNR G292.0+1.8.

*NGC 3918.* As with NGC 40, the left and right images emphasize the arcs and jets, respectively. The images are taken from Corradi et al. (1999) who study the jets in NGC 3918, and where more details of this PN and its observations are given (see also Corradi et al. 2003). For us the important structures are the arcs and jets that share a symmetry axis, and as with the other PNe, the jets are much fainter. The fainter jets imply that in many cases the jets are below detection limit, and only the arcs are observed. This is our claim for the CCSNR RCW 103.

We summarize this subsection by restating our claim, based on the similarities presented in Fig. 3 between the CCSNR RCW 103 and three PNe (and there are many more PNe with similar morphologies), that jets shaped the structure of RCW 103. However, unlike the case when ears are observed, in this case we have no information to calculate the energy of these

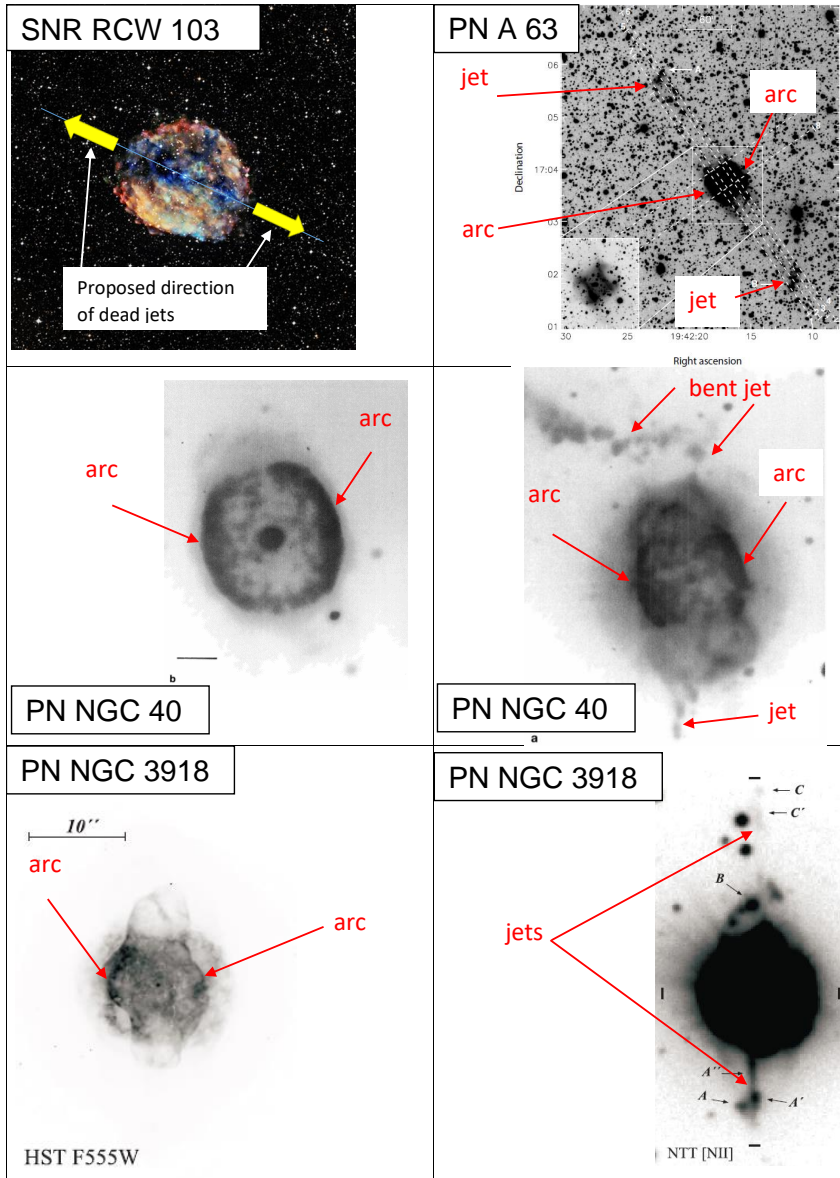


Fig. 3.— A comparison of similar morphological features between the CCSNR RCW 103 and three PNe, A 63 (image taken from Mitchell et al. 2007), NGC 40 (both images are from Meaburn et al. 1996), and NGC 3918 (both images are from Corradi et al. 1999; images are rotated so that the jets are vertical). The image of RCW 103 is a composite X-ray image in three energy bands (low=red, medium=green, highest=blue) combined with an optical image from the Digitized Sky Survey (image taken from the Chandra website based on Rea et al. 2016). The proposed original directions of the, already dead, jets in the CCSNR RCW 103 are marked by yellow thick arrows.

jets.

#### 4. THE ENERGY OF THE LAST JETS

To calculate the energy that was required to inflate the ears relative to the kinetic energy of the SNR shell, we follow the procedure used by Grichener & Soker (2017), where more details can be found. We here briefly list only the basic assumptions of that procedure. (1) The SNR was spherical before jets shaped the ears. (2) The shell was uniform with a constant density per unit area. (3) The mass in the jets was small relative to the mass of the SNR, and their velocity higher than that of the shell. (4) The jets shaped the ears shortly after (or even during) the explosion. (5) Each ear has a more or less spherical shape. For that we need the base and radius of each ear, as marked on Figs. 1 and 2 by double-headed arrows. (6) The velocities of the ears and SNR shell did not change since the formation of the ears.

Under these simplifying assumptions, we calculate the extra energy that was required to accelerate the portion of the shell that was shaped by the jet to form an ear,  $\Delta E_{\text{ear}}$ , relative to the initial kinetic energy of the entire SNR, which under our assumption is the explosion energy  $E_{\text{SNR}}$  (technical details can be found in Grichener & Soker 2017)

$$\epsilon_{\text{ear}} \equiv \frac{\Delta E_{\text{ear}}}{E_{\text{SNR}}}. \quad (1)$$

As not all the kinetic energy of the jet ended up in the ear that the jet inflated, i.e., some energy was radiated away, the energy of the jet was somewhat larger than the present energy in the ear  $E_{\text{jet}} \gtrsim \Delta E_{\text{ear}}$ .

In Table 1 we list the value of  $\epsilon_{\text{ear}}$  for each of the two ears of the 10 SNR, and for one ear in the Crab Nebula. These values for the first 8 SNRs are taken from Grichener & Soker (2017), for W49B from Bear & Soker (2017), and the last two SNRs are the new ones studied here. For N49B we list the energy both for the western small ear and for the western large ear. The quantity  $\epsilon_{\text{ears}}$  given in the fourth column is the sum of the values for the two ears. In columns fifth and sixth we list the minimum,  $E_{\text{SN,min}}$ , and maximum,  $E_{\text{SN,max}}$ , explosion energies that we found in the literature (in units of  $10^{51}$  erg) for each CCSNR.

In Fig. 4 we place the 11 CCSNRs we have studied on a plane representing the ratio of the ears energy to SNR shell energy,  $\epsilon_{\text{ears}}$ , as function of the explosion energy. We also place the six CCSNe that were studied by Piran et al. (2017). They calculate the energy in the jets for CCSNe shortly after the explosion, much before the remnant phase. From their estimated energy of the jets,  $E_{\text{SN,jets}}$  and the explosion energy  $E_{\text{SN}}$ , we calculated the ratio

SNR	$\epsilon_{\text{west}}$	$\epsilon_{\text{east}}$	$\epsilon_{\text{ears}}$	$E_{\text{SN,min}}$	$E_{\text{SN,max}}$	References for $E_{\text{SN}}$
Cassiopeia A	0.038	0.064	0.1	2	3	Laming & Hwang (2003) Orlando et al. (2016)
3C58	0.037	0.032	0.07	0.001	0.009	Bocchino et al. (2001)
Puppis A	0.009	0.010	0.02	1	1	Winkler & Petre (2007)
S147	0.039	0.072	0.11	1	3	Katsuta et al. (2012)
Vela	0.005	0.004	0.01	0.12	0.14	Bocchino et al. (1999) Sushch et al. (2011)
G309.2-00.6	0.039	0.03	0.07	1	1	Gaensler et al. (1998)
W44	0.034	0.029	0.06	0.7	0.9	Harrus et al. (1997)
Crab Nebula	–	0.034	0.03	0.05	0.15	Kitaura et al. (2006) Yang & Chevalier (2015)
W49B	0.1	0.2	0.3	0.12	1.2	Miceli et al. (2008) Shimizu et al. (2013)
G292.0+1.8	0.035	0.05	0.04	0.02	0.3	Hughes & Singh (1994)
N49B	0.01	0.01	0.02	2.7	3.1	Hughes et al. (1998)
	0.24	–	0.24			

Table 1: The ratio  $\epsilon$ , defined in equation (1) as the extra energy in each ear divided by the explosion energy, for 11 CCSNRs (second and third columns). For W49B and G292.0+1.8 the second column is for the southern ear and the third column is for the northern ear. The quantity  $\epsilon_{\text{ears}}$  in the fourth column is the combined values of the two ears. The fifth and sixth columns list the minimum and maximum explosion energy of the SNR (in units of  $10^{51}$  erg), as we found in the literature listed in the last column.

$\epsilon_{\text{SN,jets}} \equiv E_{\text{SN,jets}}/E_{\text{SN}}$  for each of the six objects. We note that there is no correlation in that graph, and the large uncertainties in the explosion energy of some CCSNRs has no influence on our conclusions.

The  $\epsilon - E_{\text{SN}}$  diagram (Fig. 4) teaches as the following. (1) The ratio of the ears/jets energy to the explosion energy in all CCSNe and CCSNRs is less than unity,  $\epsilon < 1$ . This is compatible with the expectation of the JFM for exploding massive stars (section 2). (2) When we consider that the energy of the ears is a minimum value for the energy of the jets that inflated the ears, we find that the general range of the ratio  $\epsilon$  is the same for CCSNRs (where the ratio is based on ears) and for CCSNe (where the ratio is calculated from the explosion properties). (3) The ratio  $\epsilon$  does not depend much on the explosion energy over more than three orders of magnitude (hence the uncertainties in the explosion energy of some CCSNRs is of no significance here).

## 5. SUMMARY

We analyzed the morphology of three CCSNRs to obtain some clues on the explosion mechanism of CCSNe. Based on the presence of two opposite protrusions, termed ears, from the SNR main shell (Figs 1 and 2) and from the similarities of these three CCSNRs to the morphologies of many PNe (Fig. 3), we argued that two opposite jets that were launched during (or shortly after) the explosion shaped these CCSNRs. We grouped these three CCSNRs together with nine CCSNRs that we studied in previous papers, where we also argued for shaping by jets (Grichener & Soker 2017; Bear & Soker 2017).

*The new morphologies strengthen our earlier claims that jets play a decisive role in the explosion mechanism of CCSNe (see section 1).*

There is more information that we can retrieve from CCSNRs. For example, in a recent paper Holland-Ashford et al. (2017) compare the morphology of CCSNRs with the motion of the NS at their center. We note that four out of the six SNRs that they show in their figure 4 have been studied by us for jets, here and in previous papers. From the direction of the jets that we deduce and the NS motion given by Holland-Ashford et al. (2017) in each of these four CCSNRs, we have tentative indications that the natal kick of the NS is more or less perpendicular to the axis of the last jets. This tentative finding is the subject of a forth coming paper.

We found the ratio  $\epsilon_{\text{ear}}$  of the extra kinetic energy of each ear to the explosion energy  $E_{\text{SN}}$  (equation 1), which we took to be the kinetic energy of the SNR shell. We listed these values, and the two values combined  $\epsilon_{\text{ears}}$ , for the two CCSNRs with ears studied here in

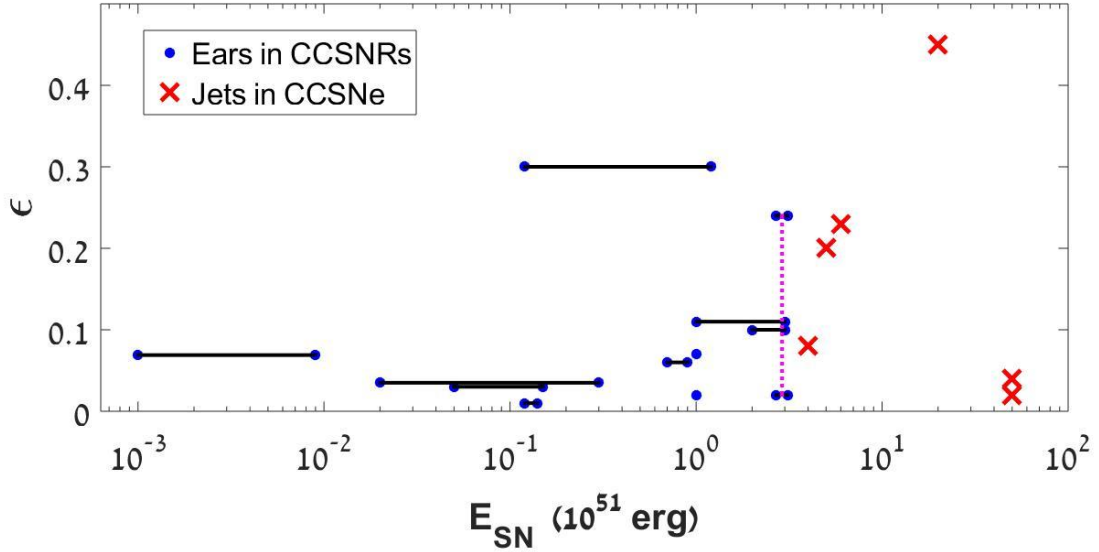


Fig. 4.— Placement of 11 CCSNRs (blue dots) and 6 CCSNe (red x) on a diagram of  $\epsilon$  versus the explosion energy  $E_{\text{SN}}$ . The blue dots represent the ratio of the energy in the two ears combined to that of the SNR shell,  $\epsilon_{\text{jets}}$ , as defined in equation (1) and listed in the fourth column of Table 1. The black horizontal lines connect dots for the same SNR of the minimum and maximum values of the explosion energy,  $E_{\text{SN,min}}$  and  $E_{\text{SN,max}}$ , respectively, that we take from the literature (columns 5-7 in Table 1). The vertical dotted pink line connects the two options for the western ear of N49B. The red x symbols represent the ratio of jets to explosion energy  $\epsilon_{\text{SN,jets}} \equiv E_{\text{SN,jets}}/E_{\text{SN}}$ , for the six CCSNe studied by Piran et al. (2017), where the values of  $E_{\text{SN,jets}}$  and  $E_{\text{SN}}$  are taken from (their Table 1).

the last rows of Table 1. For the CCSNR N49B we listed energies for the small and large western ear. We then placed the two new CCSNRs and the nine CCSNRs we studied in our earlier papers on the  $\epsilon - E_{\text{SN}}$  plane (Fig. 4). We also placed on the  $\epsilon - E_{\text{SN}}$  plane the six CCSNe studied by Piran et al. (2017), where in that case instead of the ears energy we took the jets energy to calculate the value of  $\epsilon$ .

From Fig. 4 we learn that the relative energies of the jets that are detected in CCSNe and those that are inferred to shape ears in CCSNRs share the same range, and that this relative jets' energy is less than unity,  $\epsilon < 0.5$  in the figure. As we explained in section 2, in the jet feedback explosion mechanism of CCSNe only the jets of the last launching episode (or last two episodes) have their imprints on the outskirts of the expanding gas. The energy in these jets is from about a percent to tens of percents of the explosion energy.

*We conclude that the finding that jets that leave their imprints on the outer ejecta of CCSNe carry only a small fraction of the explosion energy, is compatible with the jet feedback explosion mechanism of CCSNe.*

We do point out that although in this paper we discuss the imprints of jets on the outer parts of the ejecta, the opposite can also take place. In the CCSNR RCW 103, for example (Fig. 3), the jets influenced the entire SNR (the hollowed region). In cases when the last jets strongly jitter and/or are of very short duration, they will leave imprints in the inner regions rather than in the outer regions.

We end the present study by reiterating our call for a paradigm shift from neutrino-driven explosion to a jet-driven explosion (e.g., Papish et al. 2015b; Soker 2017a).

This research was supported by the Israel Science Foundation and a grant from the Asher Space Research Institute at the Technion. A.G. was supported by The Rothschild Scholars Program- Technion Program for Excellence.

## REFERENCES

- Abdikamalov, E., Ott, C. D., Radice, D., et al. 2015, ApJ, 808, 70
- Balick, B., Gonzalez, G., Frank, A., & Jacoby, G. 1992, ApJ, 392, 582
- Bear, E., & Soker, N. 2017, MNRAS, 468, 140
- Blondin, J. M., Gipson, E., Harris, S., & Mezzacappa, A. 2017, ApJ, 835, 170
- Bocchino, F., Maggio, A., & Sciortino, S. 1999, A&A, 342, 839

- Bocchino, F., Warwick, R. S., Marty, P., et al. 2001, *A&A*, 369, 1078
- Bromberg, O., & Tchekhovskoy, A. 2016, *MNRAS*, 456, 1739
- Burrows, A., Dessart, L., Livne, E., Ott, C. D., & Murphy, J. 2007, *ApJ*, 664, 416
- Castelletti, G., Dubner, G., Golap, K., & Goss, W. M. 2006, *A&A*, 459, 535
- Clark, D. M., López, J. A., Steffen, W., & Richer, M. G. 2013, *AJ*, 145, 57
- Clyne, N., Akras, S., Steffen, W., Redman, M. P., Goncalves, D. R., & Harvey, E. 2015, *A&A*, 582, A60
- Corradi, R. L. M., Perinotto, M., Villaver, E., Mampaso, A., & Gonçalves, D. R. 1999, *ApJ*, 523, 721
- Corradi, R. L. M., Schönberner, D., Steffen, M., & Perinotto, M. 2003, *MNRAS*, 340, 417
- Couch, S. M., Wheeler, J. C., & Milosavljević, M. 2009, *ApJ*, 696, 953
- Couch, S. M., Pooley, D., Wheeler, J. C., & Milosavljević, M. 2011, *ApJ*, 727, 104
- DeLaney, T., Dewey, D., Figueroa-Feliciano, E., Trowbridge, S., & Rutherford, J. 2011, *Bulletin of the American Astronomical Society*, 43, 256.16
- Endeve, E., Cardall, C. Y., Budiardja, R. D., Beck, S. W.; Bejnood, A., Toedte, R. J., Mezzacappa, A., & Blondin, J. M. 2012, *ApJ*, 751, 26
- Fernández, R. 2010, *ApJ*, 725, 1563
- Fernández, R. 2015, arXiv:1504.07996
- Fesen, R. A., & Milosavljevic, D. 2016, *ApJ*, 818, 17
- Gaensler, B. M., Green, A. J., & Manchester, R. N. 1998, *MNRAS*, 299, 812
- García-Díaz, M. T., López, J. A., Steffen, W., & Richer, M. G. 2012, *ApJ*, 761, 172
- Ghavamian, P., Hughes, J. P., & Williams, T. B. 2005, *ApJ*, 635, 365
- Ghavamian, P., Long, K. S., Blair, W. P., et al. 2012, *ApJ*, 750, 39
- Gilkis, A. 2017, arXiv:1608.05320
- Gilkis, A., & Soker, N. 2014, *MNRAS*, 439, 4011

- Gilkis, A., & Soker, N. 2015, *ApJ*, 806, 28
- Gilkis, A., & Soker, N. 2016, *ApJ*, 827, 40
- Gilkis, A., Soker, N., & Papish, O. 2016, *ApJ*, 826, 178
- González-Casanova, D. F., De Colle, F., Ramirez-Ruiz, E., & Lopez, L. A. 2014, *ApJ*, 781, L26
- Grichener, A., & Soker, N. 2017, *MNRAS*, 468, 1226
- Guilet, J., & Fernández, R. 2014, *MNRAS*, 441, 2782
- Harrus, I. M., Hughes, J. P., Singh, K. P., Koyama, K., & Asaoka, I. 1997, *ApJ*, 488, 781
- Höflich, P., Khokhlov, A., & Wang, L. 2001, 20th Texas Symposium on relativistic astrophysics, 586, 459
- Holland-Ashford, T., Lopez, L. A., Auchetl, K., Temim, T., & Ramirez-Ruiz, E. 2017, [arXiv:1705.08454](https://arxiv.org/abs/1705.08454)
- Hughes, J. P., Hayashi, I., & Koyama, K. 1998, *ApJ*, 505, 732
- Hughes, J. P., & Singh, K. P. 1994, *ApJ*, 422, 126
- Inserra, C., Bulla, M., Sim, S. A., & Smartt, S. J. 2016, *ApJ*, 831, 79
- Iwakami, W., Nagakura, H., & Yamada, S. 2014, *ApJ*, 793, 5
- Janka, H.-T., Melson, T., & Summa, A. 2016, *Annual Review of Nuclear and Particle Science*, 66, 341
- Katsuta, J., Uchiyama, Y., Tanaka, T., et al. 2012, *ApJ*, 752, 135
- Kazeroni, R., Guilet, J., & Foglizzo, T. 2016, *MNRAS*, 456, 126
- Kazeroni, R., Guilet, J., & Foglizzo, T. 2017, [arXiv:1701.07029](https://arxiv.org/abs/1701.07029)
- Khokhlov, A. M., Höflich, P. A., Oran, E. S., et al. 1999, *ApJ*, 524, L107
- Kitaura, F. S., Janka, H.-T., & Hillebrandt, W. 2006, *A&A*, 450, 345
- Kotake, K., Iwakami-Nakano, W., & Ohnishi, N. 2011, *ApJ*, 736, 124
- Kushnir, D. 2015, [arXiv:1506.02655](https://arxiv.org/abs/1506.02655)

- Laming, J. M., & Hwang, U. 2003, *ApJ*, 597, 347
- Lazzati, D., Morsony, B. J., Blackwell, C. H., & Begelman, M. C. 2012, *ApJ*, 750, 68
- Lopez, L. A., Castro, D., Slane, P. O., Ramirez-Ruiz, E., & Badenes, C. 2014, *ApJ*, 788, 5
- Lopez, L. A., Ramirez-Ruiz, E., Castro, D., & Pearson, S. 2013, *ApJ*, 764, 50
- Lopez, L. A., Ramirez-Ruiz, E., Huppenkothen, D., Badenes, C., & Pooley, D. A. 2011, *ApJ*, 732, 114
- MacFadyen, A. I., Woosley, S. E., & Heger, A. 2001, *ApJ*, 550, 410
- Maeda, K., Moriya, T., Kawabata, K., et al. 2012, *Mem. Soc. Astron. Italiana*, 83, 264
- Margutti, R., Milisavljevic, D., Soderberg, A. M., et al. 2014, *ApJ*, 797, 107
- Margutti, R., Chornock, R., Metzger, B. D., et al. 2017, arXiv:1704.05865
- Mauerhan, J. C., Van Dyk, S. D., Johansson, J., Hu, M., Fox, O. D., Wang, L., Graham, M. L., Filippenko, A. V., & Shivvers, I. 2017, arXiv:1611.07930
- Maund, J. R., Wheeler, J. C., Patat, F., Baade, D., Wang, L., Höflich, P. 2007, *MNRAS*, 381, 201
- Meaburn, J., Lopez, J. A., Bryce, M., & Mellema, G. 1996, *A&A*, 307, 579
- Miceli, M., Decourchelle, A., Ballet, J., et al. 2008, *Advances in Space Research*, 41, 390
- Milisavljevic, D., & Fesen, R. A. 2013, *ApJ*, 772, 134
- Milisavljevic, D., Soderberg, A. M., Margutti, R., et al. 2013, *ApJ*, 770, L38
- Milisavljevic, D., Margutti, R., Parrent, J. T., et al. 2015, *ApJ*, 799, 51
- Mitchell, D. L., Pollacco, D., O’Brien, T. J., Bryce, M., Lopez, J. A., Meaburn, J. and Vaytet, N. M. H.. 2007, *MNRAS*, 374, 1404
- Moreno Méndez, E., & Cantiello, M. 2016, *New A*, 44, 58
- Mösta, P., Richers, S., Ott, C. D., et al. 2014, *ApJ*, 785, L29
- Müller, B. 2016, *PASA*, 33, e048
- Nishimura, N., Takiwaki, T., & Thielemann, F.-K. 2015, *ApJ*, 810, 109

- Nishimura, N., Sawai, H., Takiwaki, T., Yamada, S., & Thielemann, F.-K. 2017, *ApJ*, 836, L21
- Orlando, S., Miceli, M., Pumo, M. L., & Bocchino, F. 2016, *ApJ*, 822, 22
- Papish, O., Gilkis, A., & Soker, N. 2015a, arXiv:1508.00218
- Papish, O., Nordhaus, J., & Soker, N. 2015b, *MNRAS*, 448, 236
- Papish, O., & Soker, N. 2011, *MNRAS*, 416, 1697
- Park, S., Hughes, J. P., Slane, P. O., et al. 2003, *ApJ*, 592, L41
- Park, S., Hughes, J. P., Slane, P. O., Burrows, D. N., Gaensler, B. M. and Ghavamian, P.. 2007, *ApJ*, 670, L121
- Piran, T., Nakar, E., Mazzali, P., & Pian, E. 2017, arXiv:1704.08298
- Pollacco, D. L., & Bell, S. A. 1997, *MNRAS*, 284, 32
- Rantsiou, E., Burrows, A., Nordhaus, J., & Almgren, A. 2011, *ApJ*, 732, 57
- Rea, N., Borghese, A., Esposito, P., Coti Zelati, F., Bachetti, M., Israel, G. L. and De Luca, A. 2016, *ApJ*, 828, L13
- Schreier, R., & Soker, N. 2016, *Research in Astronomy and Astrophysics*, 16, 001
- Shimizu, T., Masai, K., & Koyama, K. 2013, *PASJ*, 65, 69
- Sobacchi, E., Granot, J., Bromberg, O., & Sormani, M. C. 2017, arXiv:1705.00281
- Soker, N. 2016, *New A Rev.*, 75, 1
- Soker, N. 2017a, *ApJ*, 839, L6
- Soker, N. 2017b, arXiv:1702.03451
- Soker, N. 2017c, arXiv:1703.03673
- Stevance, H. F., Maund, J. R., Baade, D., et al. 2017, arXiv:1704.06270
- Sushch, I., Hnatyk, B., & Neronov, A. 2011, *A&A*, 525, A154
- Takiwaki, T., & Kotake, K. 2011, *ApJ*, 743, 30

- Tanaka, M., Maeda, K., Mazzali, P. A., Kawabata, K. S., & Nomoto, K. 2017, *ApJ*, 837, 105
- Uchida, H., Koyama, K., & Yamaguchi, H. 2015, *ApJ*, 808, 77
- Wang, L., Howell, D. A., Höflich, P., & Wheeler, J. C. 2001, *ApJ*, 550, 1030
- Winkler, P. F., & Long, K. S. 2006, *AJ*, 132, 360 Y
- Winkler, P. F., & Petre, R. 2007, *ApJ*, 670, 635
- Woosley, S., & Janka, T. 2005, *Nature Physics*, 1, 147
- Yang, H., & Chevalier, R. A. 2015, *ApJ*, 806, 153