

Slimness of graphs

Feodor F. Dragan*

Abdulkhakeem Mohammed*

Abstract

Slimness of a graph measures the local deviation of its metric from a tree metric. In a graph $G = (V, E)$, a *geodesic triangle* $\triangle(x, y, z)$ with $x, y, z \in V$ is the union $P(x, y) \cup P(x, z) \cup P(y, z)$ of three shortest paths connecting these vertices. A geodesic triangle $\triangle(x, y, z)$ is called δ -*slim* if for any vertex $u \in V$ on any side $P(x, y)$ the distance from u to $P(x, z) \cup P(y, z)$ is at most δ , i.e. each path is contained in the union of the δ -neighborhoods of two others. A graph G is called δ -*slim*, if all geodesic triangles in G are δ -slim. The smallest value δ for which G is δ -slim is called *the slimness* of G . In this paper, using the layering partition technique, we obtain sharp bounds on slimness of such families of graphs as (1) graphs with cluster-diameter $\Delta(G)$ of a layering partition of G , (2) graphs with tree-length λ , (3) graphs with tree-breadth ρ , (4) k -chordal graphs, AT-free graphs and HHD-free graphs. Additionally, we show that the slimness of every 4-chordal graph is at most 2 and characterize those 4-chordal graphs for which the slimness of every of its induced subgraph is at most 1.

1 Introduction

Recently, there has been a surge of empirical works measuring and analyzing geometric characteristics of real-world networks, namely the *hyperbolicity* (sometimes called also the *global negative curvature*) of the network (see, e.g., [1, 2, 12, 22, 33–35, 38, 40]). Hyperbolicity measures the local deviation of a metric from a tree metric. It has been shown that a number of data networks, including Internet application networks, web networks, collaboration networks, social networks, and others, have small hyperbolicity. It has been confirmed (see [17]) that the property, observed in real-world networks (see [34, 38]), in which traffic between vertices (nodes) tends to go through a relatively small core of the network, as if the shortest path between them is curved inwards, is indeed due to global negative curvature of the network.

Fortunately, graphs and general geodesic metric spaces with small hyperbolicities have many algorithmic advantages. They allow efficient approximate solutions for a number of optimization problems. For example, Krauthgamer and Lee [36] presented a PTAS for the Traveling Salesman Problem when the set of cities lie in a hyperbolic metric space. Chepoi and Estellon [18] established a relationship between the minimum number of balls of radius $r + 2\delta$ covering a finite subset S of a δ -hyperbolic geodesic space and the size of the maximum r -packing of S and showed how to compute such coverings and packings in polynomial time. Edwards et al. [30] provided a quasilinear time algorithm for the p -center problem with an additive error less than or equal to 3 times the input graph's hyperbolicity. Chepoi et al. [14] gave efficient algorithms for quick and accurate estimations of diameters and radii of δ -hyperbolic geodesic spaces and graphs. Additionally, Chepoi et al. [15] showed that every n -vertex δ -hyperbolic graph has an additive $O(\delta \log n)$ -spanner with at most $O(\delta n)$ edges and enjoys an $O(\delta \log n)$ -additive routing labeling scheme with $O(\delta \log^2 n)$ -bit labels and $O(\log \delta)$ time routing protocol. Efficient embeddings of hyperbolic graphs into hyperbolic spaces are provided by Verbeek and

*Algorithmic Research Lab., Department of Computer Science, Kent State University, Kent, OH 44242, USA dragan@cs.kent.edu, amohamm4@kent.edu

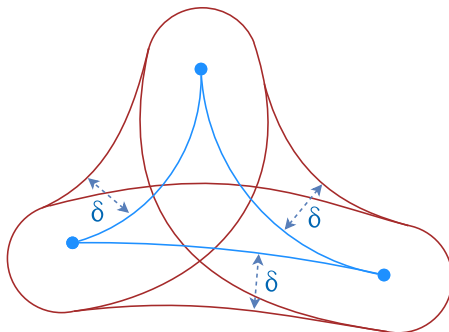


Figure 1: A δ -slim triangle.

Suri [42]. Effect of hyperbolicity parameter on cuts and expansions in graphs with some algorithmic implications is considered by DasGupta et al. [21].

In case of graphs (and general geodesic metric spaces), there exist several "equivalent" definitions of δ -hyperbolicity involving different but comparable values of δ [4, 31, 32]. In this paper, we are interested in two of them, in Gromov's 4-point condition and in Rips' condition involving geodesic triangles. Let $G = (V, E)$ be a graph, $d(\cdot, \cdot)$ be the shortest path metric defined on V , and $\delta \geq 0$.

A graph $G = (V, E)$ is said to be δ -hyperbolic [32] if for any four vertices u, v, x, y of V , the two larger of the three distance sums $d(u, v) + d(x, y)$, $d(u, x) + d(v, y)$, $d(u, y) + d(v, x)$ differ by at most 2δ . The smallest value δ for which G is δ -hyperbolic is called *the hyperbolicity* of G and denoted by $hb(G)$.

A *geodesic triangle* $\triangle(x, y, z)$ with $x, y, z \in V$ is the union $P(x, y) \cup P(x, z) \cup P(y, z)$ of three shortest paths connecting these vertices. A geodesic triangle $\triangle(x, y, z)$ is called δ -slim if for any vertex $u \in V$ on any side $P(x, y)$ the distance from u to $P(x, z) \cup P(y, z)$ is at most δ , i.e. each path is contained in the union of the δ -neighborhoods of two others (see Figure 1). We say that a graph G is δ -slim, if all geodesic triangles in G are δ -slim. The smallest value δ for which G is δ -slim is called *the slimness* of G and denoted by $sl(G)$.

It is known that for every graph G , $hb(G) \leq 2sl(G) + \frac{1}{2}$ [41] and $sl(G) \leq 3hb(G) + \frac{1}{2}$ [4] and these inequalities are sharp for general graphs. It is clear from the definition that the hyperbolicity $hb(G)$ of an n -vertex graph G can be computed in at most $O(n^4)$ time. It is less obvious, however, that the slimness $sl(G)$ of G can also be computed in at most $O(n^4)$ time [27].

Motivated by the abundance of real-world networks with small hyperbolicities and by many algorithmic advantages that small hyperbolicity provides, a few researchers started investigating possible bounds on the hyperbolicity $hb(G)$ of special classes of graphs (see [1, 6, 10, 11, 14, 43]). $(\frac{1}{2})$ -Hyperbolic graphs were characterized in [6] and then later another characterization with more direct algorithmic applications was proposed in [19]. The hyperbolicity of chordal graphs and k -chordal graphs were considered in [10, 43]. It was shown that the hyperbolicity of a chordal graph is at most 1 and of k -chordal graph ($k \geq 4$) is at most $\frac{\lfloor \frac{k}{2} \rfloor}{2}$. Additionally, all 4-chordal (5-chordal) graphs with hyperbolicity at most $\frac{1}{2}$ were characterized by three (five, respectively) forbidden isometric subgraphs. The hyperbolicity of graphs with tree-length λ was considered in [14]. It was shown that it is at most λ . Recently, in [1], also graphs with bounded cluster-diameter $\Delta(G)$ (the minimum cluster-diameter over all layering partitions of G ; see Section 2 for more details) were considered. It was shown that their hyperbolicity is at most $\Delta(G)$.

Graph Class	Hyperbolicity	Slimness
graphs with cluster-diameter $\Delta(G)$	$\leq \Delta(G)$ [1]	$\leq \lfloor \frac{3}{2}\Delta(G) \rfloor$ [here]
graphs with tree-length λ	$\leq \lambda$ [14]	$\leq \lfloor \frac{3}{2}\lambda \rfloor$ [24], [here]
graphs with tree-breadth ρ	$\leq 2\rho$ (follows from [14])	$\leq 3\rho$ [here]
k -chordal graphs ($k \geq 4$)	$\leq \lfloor \frac{k}{2} \rfloor$ [43]	$\leq \lfloor \frac{k}{4} \rfloor + 1$ [8], [here]
4-chordal graphs	≤ 1 [43]	≤ 2 [here]
HHD-free graphs	≤ 1 [43]	≤ 1 [here]
AT-free graphs	≤ 1 [43]	≤ 1 [here]
Chordal graphs	≤ 1 [10]	≤ 1 [here]
Block graphs	0 [folklore]	0 [folklore]

Table 1: Hyperbolicity and slimness of some structured graph classes.

Much less is known about the slimness of particular classes of graphs. One can get straightforward bounds using the general inequality $sl(G) \leq 3hb(G) + \frac{1}{2}$ and known bounds on $hb(G)$, but the bounds on $sl(G)$ obtained this way are usually far from being sharp. In [24], a non-trivial result was obtained by Diestel and Müller. It was shown that the slimness of graphs with tree-length λ is at most $\lfloor \frac{3}{2}\lambda \rfloor$, and the result is sharp for every $\lambda \geq 1$. Recently, Bermudo et al. [8] proved that the slimness of a k -chordal graph is at most $\frac{k}{4} + 1$.

In this paper, using the layering partition technique, we obtain sharp bounds on slimness of such families of graphs as (1) graphs with cluster-diameter $\Delta(G)$ of a layering partition of G , (2) graphs with tree-length λ , (3) graphs with tree-breadth ρ , (4) k -chordal graphs, AT-free graphs and HHD-free graphs. Additionally, we show that the slimness of every 4-chordal graph is at most 2 and characterize those 4-chordal graphs for which the slimness of every of its induced subgraph is at most 1. Table 1 summarizes our results for slimness and known results for hyperbolicity in special graph classes.

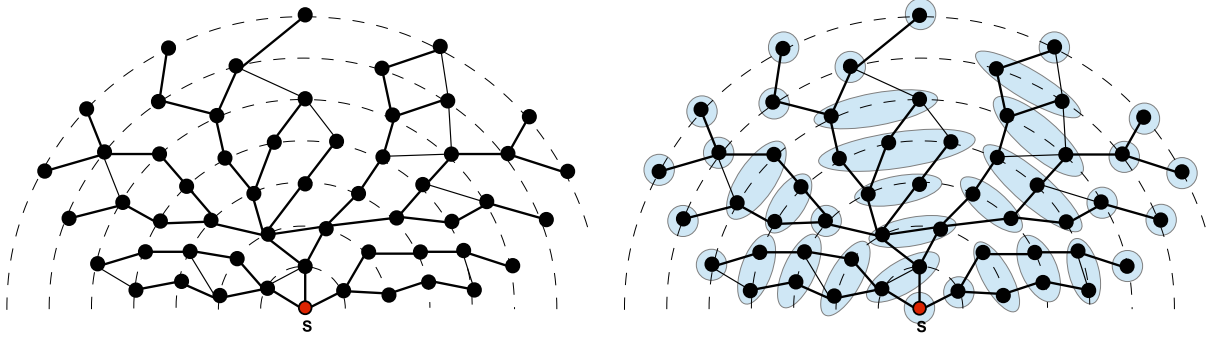
1.1 Basic notions and notations

All graphs appearing here are connected, finite, unweighted, undirected, loopless and without multiple edges. For a graph $G = (V, E)$, we use n and $|V|$ interchangeably to denote the number of vertices in G . Also, we use m and $|E|$ to denote the number of edges. A path P of length k in a graph G is a sequence of vertices (v_0, v_1, \dots, v_k) such that v_i is adjacent to v_{i+1} for each $i, 0 \leq i < k$. The *distance* $d_G(u, v)$ between vertices u and v is the length of a shortest path connecting u and v in G . The distance $d_G(v, M)$ between a vertex v and a set $M \subseteq V$ is defined by $d_G(v, M) = \min\{d_G(v, u) : u \in M\}$. The *ball* $B_r(s, G)$ of a graph G centered at a vertex $s \in V$ and with radius r is the set of all vertices with distance no more than r from s (i.e., $B_r(s, G) = \{v \in V : d_G(v, s) \leq r\}$). We omit the graph name G and write $B_r(s)$ if the context is about only one graph. For any two vertices u, v of G , $I(u, v) = \{z \in V : d(u, v) = d(u, z) + d(z, v)\}$ is the (metric) *interval* between u and v , i.e., all vertices that lay on shortest paths between u and v . A subgraph H of a graph G is called *isometric* if for every two vertices u, v of H , $d_G(u, v) = d_H(u, v)$ holds. The *eccentricity* of a vertex v , denoted by $ecc_G(v)$, is the largest distance from that vertex v to any other vertex, i.e., $ecc_G(v) = \max_{u \in V} d_G(v, u)$. The *radius* $rad(G)$ of a graph G is the minimum eccentricity of a vertex in G , i.e., $rad(G) = \min_{v \in V} \max_{u \in V} d_G(v, u)$.

Definitions of other graph parameters considered, as well as notions and notation local to a section, are given in appropriate sections.

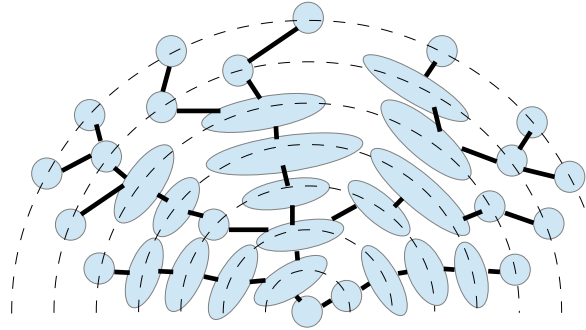
2 Slimness and other tree-likeness parameters

In this section, we establish a relation between the slimness and the cluster-diameter of a layering partition of a graph. As a corollary, we get a recent result of Diestel and Müller [24] on a relation



(a) Layering of graph G with respect to s .

(b) Clusters of the layering partition $\mathcal{LP}(G, s)$.



(c) Layering tree $\Gamma(G, s)$.

Figure 2: Layering partition and layering tree.

between the slimness and the tree-length of a graph.

2.1 Slimness and cluster-diameter of a layering partition

Layering partition is a graph decomposition procedure introduced in [9, 13] and used in [5, 9, 13, 16] for embedding graph metrics into trees.

A *layering* of a graph $G = (V, E)$ with respect to a start vertex s is the decomposition of V into $r + 1$ layers (spheres), where $r = \text{ecc}_G(s)$

$$L^i(s) = \{u \in V : d_G(s, u) = i\}, i = 0, 1, \dots, r.$$

A *layering partition*

$$\mathcal{LP}(G, s) = \{L_1^i, \dots, L_{p_i}^i : i = 0, 1, \dots, r\}$$

of G is a partition of each layer $L^i(s)$ into clusters $L_1^i, \dots, L_{p_i}^i$ such that two vertices $u, v \in L^i(s)$ belong to the same cluster L_j^i if and only if they can be connected by a path outside the ball $B_{i-1}(s)$ of radius $i - 1$ centered at s . Here, p_i is the number of clusters in layer i . See Figure 2 for an illustration. A layering partition of a graph can be constructed in $O(n + m)$ time (see [13]).

A *layering tree* $\Gamma(G, s)$ of a graph G with respect to a layering partition $\mathcal{LP}(G, s)$ is the graph whose nodes are the clusters of $\mathcal{LP}(G, s)$ and where two nodes $C = L_j^i$ and $C' = L_{j'}^{i'}$ are adjacent in $\Gamma(G, s)$ if and only if there exist a vertex $u \in C$ and a vertex $v \in C'$ such that $uv \in E$. It was shown in [9] that the graph $\Gamma(G, s)$ is always a tree and, given a start vertex s , it can be constructed in $O(n + m)$ time [13]. Note that, for a fixed start vertex $s \in V$, the layering partition $\mathcal{LP}(G, s)$ of G and its tree $\Gamma(G, s)$ are unique.

The *cluster-diameter* $\Delta_s(G)$ of the layering partition $\mathcal{LP}(G, s)$ with respect to vertex s is the largest diameter of a cluster in $\mathcal{LP}(G, s)$, i.e.,

$$\Delta_s(G) = \max_{C \in \mathcal{LP}(G, s)} \max_{u, v \in C} d_G(u, v).$$

The *cluster-diameter* $\Delta(G)$ of a graph G is the minimum cluster-diameter over all layering partitions of G , i.e.,

$$\Delta(G) = \min_{s \in V} \Delta_s(G).$$

Let also $\hat{\Delta}(G)$ denote the maximum cluster-diameter over all layering partitions of G , i.e.,

$$\hat{\Delta}(G) = \max_{s \in V} \Delta_s(G).$$

Finding the cluster-diameter $\Delta_s(G)$ for a given layering partition $\mathcal{LP}(G, s)$ of a graph G requires $O(nm)$ time¹ (we need to know the distance matrix of G), although the construction of the layering partition $\mathcal{LP}(G, s)$ itself, for a given vertex s , takes only $O(n + m)$ time.

It is not hard to show that, for any graph G and any two of its vertices s, q , $\Delta_q(G) \leq 3\Delta_s(G)$. Thus, the choice of the start vertex for constructing a layering partition of G is not that important.

Proposition 1. *Let s be an arbitrary vertex of G . For every vertex q of G , $\Delta_q(G) \leq 3\Delta_s(G)$. In particular, $\hat{\Delta}(G) \leq 3\Delta(G)$ for every graph G .*

Proof. Let $\mathcal{LP}(G, s)$ be a layering partition and let $\Gamma(G, s)$ be the corresponding layering tree. Consider an arbitrary vertex q and let x, y be two vertices of a cluster of $\mathcal{LP}(G, q)$ such that $d_G(x, y) = \Delta_q(G)$. If both x, y belong to the same cluster in $\mathcal{LP}(G, s)$, then $d_G(x, y) \leq \Delta_s(G)$. Thus, assume that x, y are in different nodes of $\Gamma(G, s)$. Let X, Y, Q be the nodes of $\Gamma(G, s)$ containing vertices x, y, q , respectively. Consider the median node M of nodes X, Y, Q in tree $\Gamma(G, s)$ (see Figure 3a for an illustration), i.e., the unique node common to three paths of tree $\Gamma(G, s)$ connecting corresponding nodes from $\{X, Y, Q\}$. We will show that $d_G(y, M)$ is at most $\Delta_s(G)$ (the same holds for $d_G(x, M)$) and since cluster M has diameter at most $\Delta_s(G)$ in G , we will get that $d_G(x, y)$ is at most $3\Delta_s(G)$.

By the definition of layering partition $\mathcal{LP}(G, q)$, there exists a path $P(x, y)$ in G (not necessarily shortest) between x and y such that no $w \in P(x, y)$ with $d_G(q, w) < d_G(q, y)$ exists. Let w be a vertex of $M \cap P(x, y)$ and y' be a vertex from M laying on a shortest path of G between y and q (such vertices necessarily exist by the construction of tree $\Gamma(G, s)$ and choice of M ; M separates in G y from x and q , or it contains some of those vertices). We know $d_G(q, y) \leq d_G(q, w)$.

Hence, $d_G(q, y') + d_G(y, y') = d_G(q, y) \leq d_G(q, w) \leq d_G(q, y') + d_G(y', w)$, i.e., $d_G(y, y') \leq d_G(y', w)$. As $d_G(y', w) \leq \Delta_s(G)$, we get $d_G(y, M) \leq d_G(y, y') \leq d_G(y', w) \leq \Delta_s(G)$. \square

To see that the result is sharp, consider a graph in Figure 3b. For that graph and its vertices q and s , $\Delta_q(G) = 6$ and $\Delta_s(G) = 2$ hold. Furthermore, subdividing every edge $k - 1$ times yields a graph G for which $\Delta_q(G) = 6k$ and $\Delta_s(G) = 2k$ for every integer $k \geq 1$.

¹The parameters $\Delta(G)$ and $\hat{\Delta}(G)$ can also be computed in total $O(nm)$ time for any graph G .

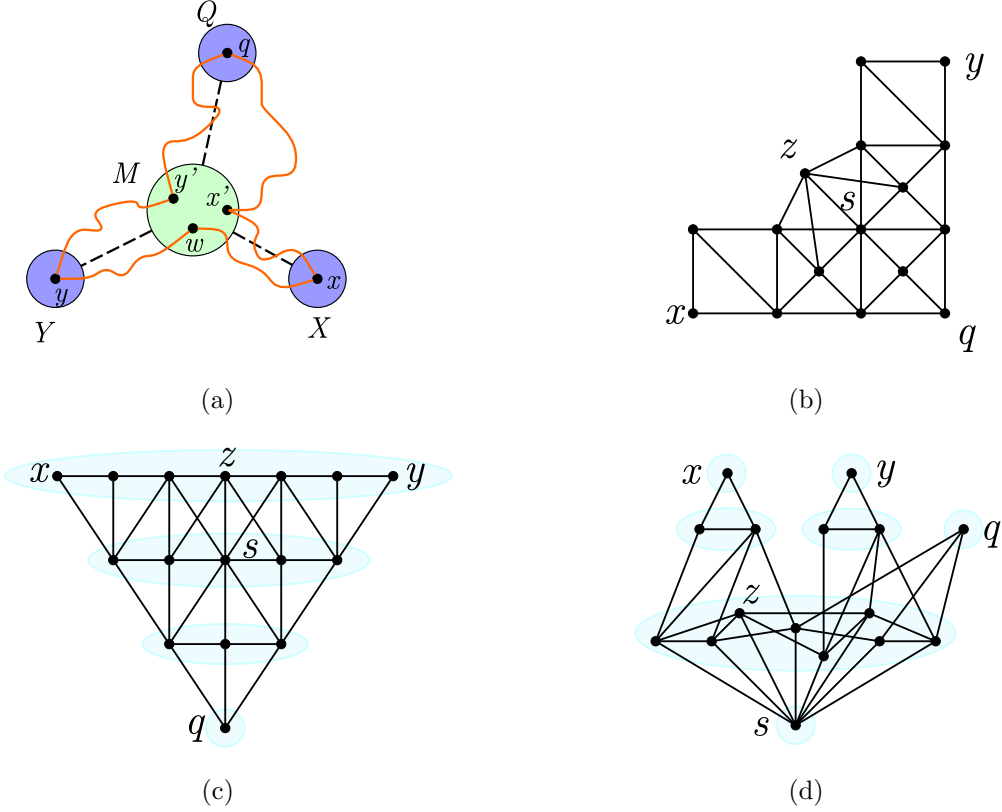


Figure 3: (a) Illustration to the proof of Proposition 1; (b) Sharpness of inequalities in Proposition 1; (c) and (d) Clusters of the layering partitions of the graph from Figure 3b with respect to q and s , respectively.

The following theorem establishes a relationship between the slimness and the cluster-diameter of a layering partition of a graph.

Theorem 1. *For every graph G , $sl(G) \leq \lfloor \frac{\hat{\Delta}(G)}{2} \rfloor$.*

Proof. Consider any geodesic triangle $\Delta = \Delta(x, y, z)$ of G formed by shortest paths $P(x, y)$, $P(x, z)$ and $P(z, y)$ connecting corresponding vertices. Assume that c is an arbitrary vertex of $P(x, y)$ and $\ell \geq 1$ is the maximum integer such that $B_\ell(c)$ does not intersect $P(x, z) \cup P(z, y)$.

Let $\mathcal{LP}(G, c)$ be a layering partition of G starting at vertex c . Consider two vertices a and b in $P(x, y)$ such that $d_G(c, a) = d_G(c, b) = \ell$, $a \neq b$. Let also a' and b' be vertices in $P(x, y)$ such that $d_G(c, a') = d_G(c, b') = \ell + 1$, a is adjacent to a' and b is adjacent to b' (see Figure 4 for an illustration). Since $B_{\ell+1}(c)$ intersects $P(x, z) \cup P(z, y)$ but $B_\ell(c)$ does not, vertices a', b' are in the same cluster of $\mathcal{LP}(G, c)$. Hence, $d_G(a', b') \leq \Delta_c(G) \leq \hat{\Delta}(G)$. On the other hand, $d_G(a', b') = 1 + d_G(a, b) + 1 = 2\ell + 2$. Hence, $d_G(c, P(x, z) \cup P(z, y)) = \ell + 1 = \frac{d_G(a', b')}{2} \leq \frac{\hat{\Delta}(G)}{2}$. \square

To see that the result is sharp, consider the graph in Figure 5. In a geodesic triangle $\Delta(x, y, z)$ of G , formed by shortest paths $P(x, y) = (x, 9, 5, 2, c, 1, 3, 6, y)$, $P(x, z) = (x, 15, 11, 14, z)$ and $P(z, y) = (z, 13, 10, 12, y)$, vertex $c \in P(x, y)$ is at distance 4 from $P(x, z) \cup P(y, z)$. Hence, the slimness of G is at least 4. In a layering partition starting at c , all three vertices x, y, z belong to the same cluster. Therefore, $\Delta_c(G) = 8$ and, since $diam(G) = 8$ as well, $\hat{\Delta}(G) = 8$. That is, $sl(G) = 4 = \frac{\hat{\Delta}(G)}{2}$. Also, subdividing every edge $k - 1$ times yields a graph G for which $sl(G) = 4k = \frac{\hat{\Delta}(G)}{2}$ for every integer $k \geq 1$.

Combining Proposition 1 with Theorem 1, one gets the following corollary.

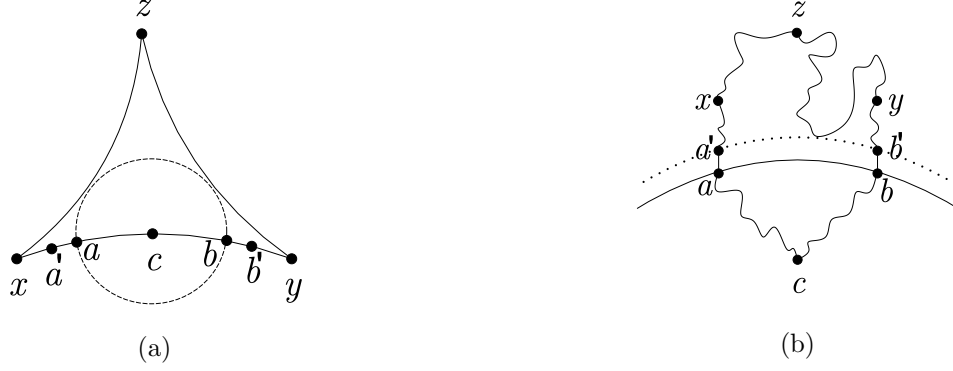


Figure 4: $\triangle(x, y, z)$ and the Layering Partition starting with vertex c .

Corollary 1. *For every graph G and every vertex s of G , $sl(G) \leq \lfloor \frac{3}{2}\Delta_s(G) \rfloor$.*

To see that the inequality in Corollary 1 is sharp, consider again the graph in Figure 3b. We have $\Delta_s(G) = 2$ and $sl(G) \geq 3$ (check geodesic triangle $\triangle(x, y, z)$, formed by shortest paths $P(x, z)$ (the north-west one), $P(y, z)$ (the north-west one) and $P(x, y)$ (the south-east one), and vertex q in $P(x, y)$). Furthermore, subdividing every edge $k - 1$ times yields a graph G for which $\Delta_s(G) = 2k$ and $sl(G) \geq 3k$ for every integer $k \geq 1$. Hence, $sl(G) = 3k = \frac{3}{2}\Delta_s(G)$.

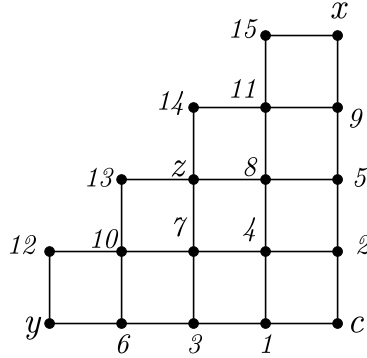


Figure 5: Sharpness of the bounds for slimness through cluster-diameter and chordality.

2.2 Slimness and tree-length

Our next graph parameter is based on the notion of tree-decomposition introduced by Robertson and Seymour in their work on graph minors [39].

A *tree-decomposition* of a graph $G = (V, E)$ is a pair $(\{X_i : i \in I\}, T = (I, F))$ where $\{X_i : i \in I\}$ is a collection of subsets of V , called *bags*, and T is a tree. The nodes of T are the bags $\{X_i : i \in I\}$ satisfying the following three conditions:

- 1) $\bigcup_{i \in I} X_i = V$;
- 2) for each edge $uv \in E$, there is a bag X_i such that $u, v \in X_i$;
- 3) for all $i, j, k \in I$, if j is on the path from i to k in T , then $X_i \cap X_k \subseteq X_j$.

For simplicity we denote a tree-decomposition $(\{X_i : i \in I\}, T = (I, F))$ of a graph G by $\mathcal{T}(G)$.

The *width* of a tree-decomposition $\mathcal{T}(G) = (\{X_i : i \in I\}, T = (I, F))$ is $\max_{i \in I} |X_i| - 1$. The *tree-width* of a graph G , denoted by $tw(G)$, is the minimum width over all tree-decompositions $\mathcal{T}(G)$ of G [39].

The *length* of a tree-decomposition $\mathcal{T}(G)$ of a graph G is $\lambda := \max_{i \in I} \max_{u, v \in X_i} d_G(u, v)$ (i.e., each bag X_i has diameter at most λ in G). The *tree-length* of G , denoted by $tl(G)$, is the minimum length over all tree-decompositions of G [25]. The chordal graphs are exactly the graphs with tree-length 1. Note that these two graph parameters are not directly related to each other on general graphs. For instance, a clique on n vertices has tree-length 1 and tree-width $n - 1$, whereas a cycle on $3n$ vertices has tree-width 2 and tree-length n . However, if one involves also the size $\ell(G)$ of a largest isometric cycle in G , then a relation is possible: $tl(G) \leq \lfloor \ell(G)/2 \rfloor (tw(G) - 1)$ [20] (see also [3] and [24] for similar but slightly weaker bounds: $tl(G) \leq \ell(G)(tw(G) + 1)$ [3]; $tl(G) \leq \ell(G)(tw(G) - 2)$ [24]). Furthermore, the tree-width of a planar graph G is bounded by $O(tl(G))$ [23].

The *breadth* of a tree-decomposition $\mathcal{T}(G)$ of a graph G is the minimum integer r such that for every $i \in I$ there is a vertex $v_i \in V$ with $X_i \subseteq B_r(v_i, G)$ (i.e., each bag X_i can be covered by a ball $B_r(v_i, G)$ of radius at most r in G). The *tree-breadth* of G , denoted by $tb(G)$, is the minimum breadth over all tree-decompositions of G [26]. Evidently, for any graph G , $1 \leq tb(G) \leq tl(G) \leq 2tb(G)$ holds.

Unfortunately, while graphs with tree-length 1 (as they are exactly the chordal graphs) can be recognized in linear time, the problem of determining whether a given graph has tree-length at most λ is NP-complete for every fixed $\lambda > 1$ (see [37]). Judging from this result, it was conceivable that the problem of determining whether a given graph has tree-breadth at most ρ is NP-complete, too. Indeed, it was confirmed recently that the problem is NP-complete for every $\rho \geq 1$ [29]. On the positive side, both parameters $tl(G)$ and $tb(G)$ can be easily approximated within a factor of 3 using a layering partition of G [1, 25, 26].

The following proposition establishes a relationship between the tree-length and the cluster-diameter of a layering partition of a graph.

Proposition 2. [25] *For every graph G and any vertex s , $\Delta_s(G)/3 \leq tl(G) \leq \Delta_s(G) + 1$.*

Thus, the cluster-diameter $\Delta_s(G)$ of a layering partition provides easily computable bounds for the hard to compute parameter $tl(G)$.

Diestel and Müller [24] proved that every graph G of tree-length $tl(G)$ has slimness at most $\lfloor \frac{3}{2}tl(G) \rfloor$. Using Theorem 1 and Proposition 2 by Dourisboure and Gavaille [25], we obtain that result as a simple corollary.

Corollary 2. [24] *For every graph G , $sl(G) \leq \lfloor \frac{3}{2}tl(G) \rfloor$.*

Diestel and Müller in [24] showed also that the bound in Corollary 2 is sharp; for every integer k there is a graph G with tree-length k such that $sl(G) = \lfloor \frac{3}{2}k \rfloor$.

As for every graph G , $tl(G) \leq 2tb(G)$, we have also the following inequality.

Corollary 3. *For every graph G , $sl(G) \leq 3tb(G)$.*

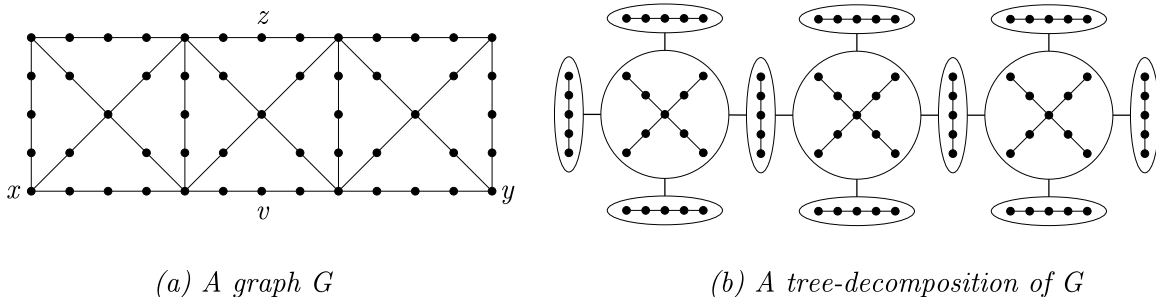


Figure 6: Sharpness of the bound for slimness with respect to tree-breadth.

The inequality in Corollary 3 is also sharp. Consider the graph G in Figure 6. The tree-breadth of this graph is at most 2 as witnessed by the shown tree-decomposition. The slimness of G is at least 6. Indeed, consider a geodesic triangle $\triangle(x, y, v)$, formed by two horizontal shortest paths $P(x, v)$ and $P(y, v)$ and a shortest path $P(x, y)$ containing vertex z . Then, vertex z of $P(x, y)$ is at distance 6 from $P(x, v) \cup P(y, v)$. Thus, $6 \leq sl(G) \leq 3tb(G) \leq 6$, i.e., $sl(G) = 3tb(G) = 6$. Clearly, this graph can be modified to get a graph G such that $tb(G) = k$ and $sl(G) = 3k$ (contract some edges to get $k = 1$; subdivide some edges to get $k \geq 3$).

3 Graphs with (small) chordality

A graph G is k -chordal if every induced cycle of G has length at most k . The parameter k is usually called *the chordality* of G . When $k = 3$, G is called a *chordal graph*.

Using Theorem 1, we can also obtain a sharp bound on the slimness through the chordality of a graph. In [13], Chepoi and Dragan proved that for every k -chordal graph G and every its vertex s , $\Delta_s(G) \leq k/2 + 2$. Combining this with Theorem 1, we obtain a result of Bermudo et al. [8] as a simple corollary.

Corollary 4. [8] *For every k -chordal graph G , $sl(G) \leq \lfloor k/4 \rfloor + 1$.*

To see that the result is sharp, consider again the graph from Figure 5. We know that $sl(G) = 4$. The chordality of G is 12 as witnessed by an induced cycle $(c, 2, 5, 9, 11, 14, z, 13, 10, 6, 3, 1)$ of length 12. Considering (half) rectilinear grids with longer or shorter sides, we obtain for every integer $k \geq 1$ a graph G with chordality $4k$ and slimness $k + 1$.

From Corollary 4 we know that every chordal graph has slimness at most 1 and every k -chordal graph with $k \leq 7$ has slimness at most 2. In this section, we also show that the graphs with slimness equal 0 are exactly the block graphs and an interesting subclass of 5-chordal graphs, namely the class of AT-free graphs, has slimness at most 1. Furthermore, we characterize those 4-chordal graphs for which every induced subgraph has slimness at most 1. As a consequence, we get that every house-hole-domino-free graph (HHD-free graph) has slimness at most 1.

3.1 AT-free graphs and block graphs

An independent set of three vertices such that each pair is joined by a path that avoids the neighborhood of the third is called an *asteroidal triple*. A graph G is an *AT-free graph* if it does not contain any asteroidal triples. The class of AT-free graphs contains many intersection families of graphs, including permutation graphs, trapezoid graphs, co-comparability graphs and interval graphs.

Proposition 3. *Every AT-free graph has slimness at most 1.*

Proof. Consider any geodesic triangle $\triangle = \triangle(x, y, z)$ of G formed by shortest paths $P(x, y)$, $P(x, z)$ and $P(z, y)$ connecting corresponding vertices. Assume there is a vertex u in $P(x, y)$ such that $B_1(u)$ does not intersect $P(x, z) \cup P(z, y)$. Then, x, y, u form an independent set in G and there is a path in $P(x, z) \cup P(z, y)$ that connects vertices x and y and avoids the neighborhood of u . Furthermore, as $P(x, y)$ is a shortest path, its subpath $P(x, u)$ (subpath $P(y, u)$) avoids the neighborhood of y (of x , respectively). Hence, vertices x, u, y form an asteroidal triple in G , contradicting with G being an AT-free graph. \square

A block graph is a connected graph whose blocks (i.e., maximal biconnected subgraphs) are cliques. A diamond $K_4 - e$ is a complete graph on 4 vertices minus one edge. We will need the following characterization of block graphs.

Proposition 4. [7] *G is a block graph if and only if G has neither diamonds nor cycles C_k of length $k \geq 4$ as isometric subgraphs.*

Proposition 5. $sl(G) = 0$ if and only if G is a block graph.

Proof. Let G be a block graph. Since $hb(G) = 0$ for a block graph, it follows immediately from the inequality $sl(G) \leq 3hb(G) + \frac{1}{2}$ and the integrality of the slimness that $sl(G) = 0$. Conversely, if slimness of a graph is 0 then, for every geodesic triangle $\triangle(x, y, z)$, $P(x, y) \subseteq P(x, z) \cup P(z, y)$ must hold. So, a graph G with slimness 0 cannot have a diamond or any cycles C_k of length $k \geq 4$ as an isometric subgraph. Hence, by Proposition 4, G is a block graph. \square

3.2 4-chordal graphs

We know that all 4-chordal graphs have slimness at most 2. In what follows, we characterize those 4-chordal graphs for which every induced subgraph has slimness at most 1. As a corollary, we get that every house-hole-domino-free graph (HHD-free graph) has slimness at most 1. A *chord* in a cycle is an edge connecting two non-consecutive vertices of the cycle. Let C_k denote an induced cycle of length k .

The following two lemmata will be frequently used in what follows.

Lemma 1. (Cycle Lemma for 4-chordal graphs) [28] *Let C be a cycle of length at least 5 in a 4-chordal graph $G = (V, E)$. Then, for each edge $xy \in C$ there are vertices w_1, w_2 in C such that $xw_1 \in E$, $yw_2 \in E$, and $d_G(w_1, w_2) \leq 1$, i.e., each edge of a cycle is contained in a triangle or a 4-cycle.*

A *building* $B(w|uv)$ is a chain of k C_4 s ($k \geq 0$) ending with a C_3 depicted in Figure 7.

Lemma 2. (building) *In a 4-chordal graph $G = (V, E)$, if an edge $uv \in E$ is equidistant from a vertex x , that is, $d_G(u, x) = d_G(v, x)$, then G contains a building $B(w|uv)$ as an isometric subgraph (see Figure 7), where $w \in I(x, u) \cap I(x, v)$.*

Proof. We proceed by induction on $k = d_G(x, u) = d_G(x, v)$. Let $P(x, u)$, $P(x, v)$ be two shortest paths connecting u and v with x . Note that the union of $P(x, u)$, $P(x, v)$ and the edge uv contains a cycle. Applying the Cycle Lemma to this cycle and its edge uv , by distance requirements, we obtain either a vertex w adjacent to both u and v and at distance $k - 1$ from x , or two adjacent vertices u' and v' such that $uu', vv' \in E$, $uv', vu' \notin E$, and $d(u', x) = d(v', x) = k - 1$. In the former case, w, u, v form a triangle and we are done. In the latter case, by the induction hypothesis, there exists in G an isometric building $B(w|u'v')$ with $w \in I(x, u') \cap I(x, v')$. Adding to $B(w|u'v')$ vertices u, v and edges $u'u, uv, vv'$ we obtain an isometric building $B(w|uv)$ with $w \in I(x, u) \cap I(x, v)$. \square

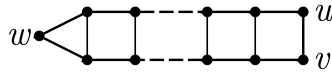


Figure 7: A building $B(w|uv)$: a chain of k C_4 s ($k \geq 0$) ending with a C_3 .

A building with $k = 1$ is known as a *house*.

Theorem 2. *For every 4-chordal graph G the following two statements are equivalent.*

- (i) G and each its induced subgraph has slimness at most 1.
- (ii) None of the following graphs (see Figure 8) is an induced subgraph of G .

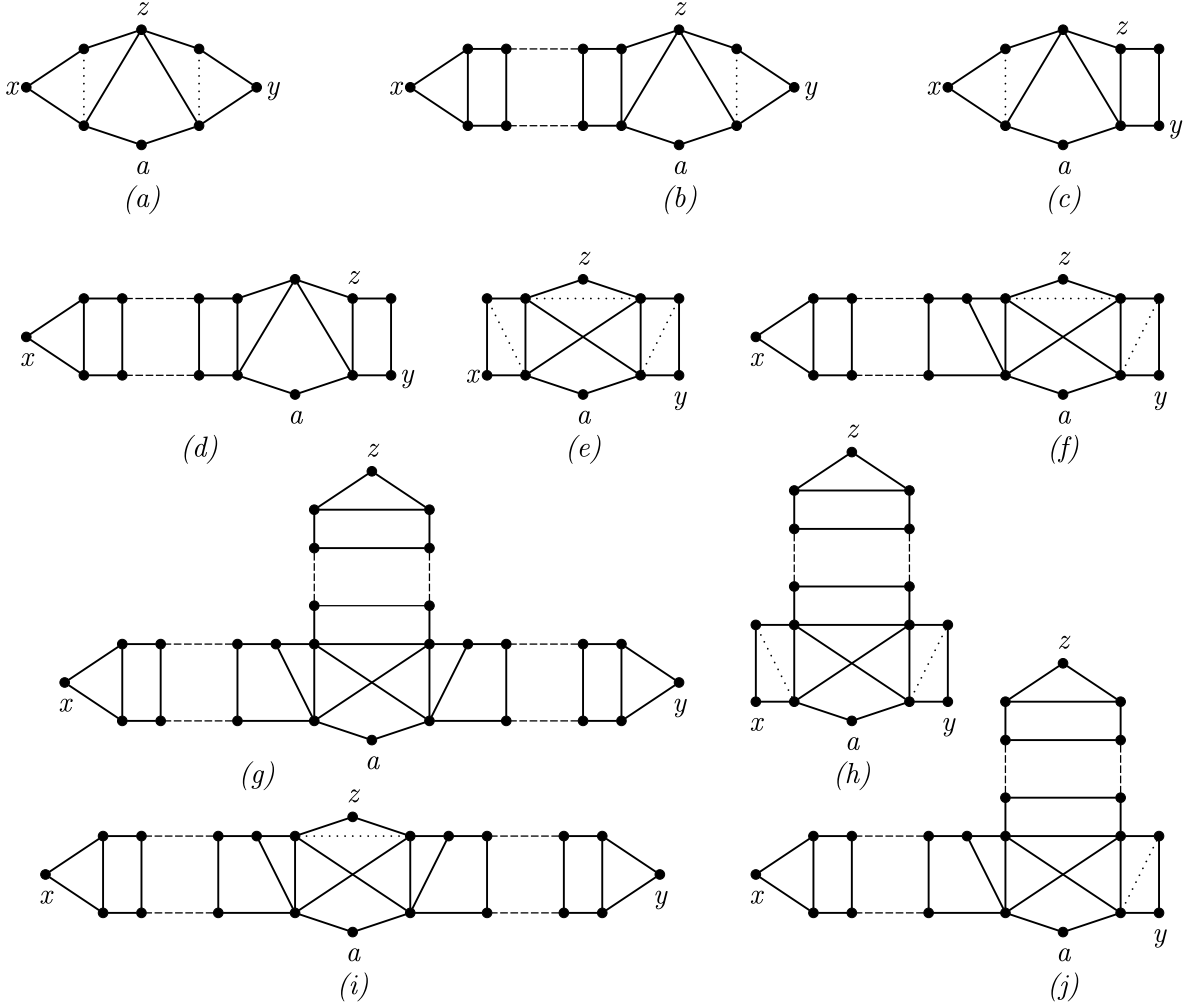


Figure 8: Forbidden 4-chordal subgraphs with slimness 2. The dotted edges may or may not be present. E.g., (a) actually contains three forbidden subgraphs: with both dotted edges present, with only one present, none is present.

Proof. It is easy to verify that each graph in Figure 8 has slimness 2. In all graphs consider $\triangle(x, y, z)$ and vertex $a \in P(x, y)$.

For the other direction, consider three vertices x, y, z in a 4-chordal graph G and three shortest paths $P(x, y)$, $P(x, z)$ and $P(y, z)$ connecting appropriate pairs. Assume, by way of contradiction, that there is a vertex a on $P(x, y)$ which is not adjacent to any vertex on $P(x, z) \cup P(y, z)$ (i.e., the slimness of G is greater than 1). Assume also that the triple x, y, z for which such a vertex a exists is chosen with the minimum sum $d(x, y) + d(y, z) + d(z, x)$. Let b be a neighbor of a on $P(x, y)$ which is closer to y (see Figure 9).

By the Cycle Lemma applied to $C := P(x, y) \cup P(x, z) \cup P(y, z)$ and edge ab , there must exist vertices t and c in C such that $ac \in E$, $bt \in E$ and $d(t, c) \leq 1$. Since a is not adjacent to any vertex from $P(x, z) \cup P(y, z)$, vertex c must belong to $P(x, y)$. As $P(x, y)$ is a shortest path, t cannot belong to $P(x, y)$, implying $d(t, c) = 1$ and $t \in P(x, z) \cup P(y, z)$. See Figure 9 for an illustration. By symmetry, in what follows, we will assume that t is on $P(x, z)$. To facilitate our further discussion, we introduce a few more vertices on paths $P(x, y)$, $P(x, z)$ and $P(y, z)$ (see Figure 10).

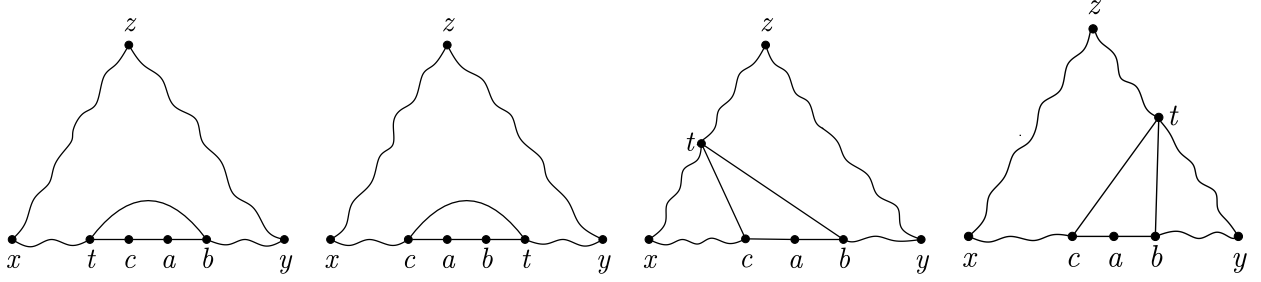


Figure 9: Illustration to the proof of Theorem 2: (left pictures) both t and c are on $P(x, y)$; (right pictures) c is on $P(x, y)$ but t is not.

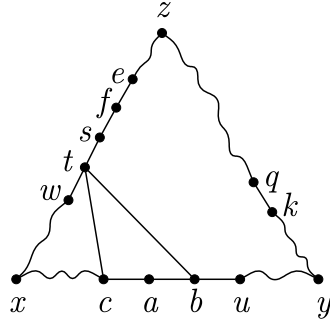


Figure 10: Illustration to the proof of Theorem 2: t is on $P(x, z)$.

Since paths $P(x, z)$ and $P(x, y)$ are shortest, $d(x, t) \leq d(x, c) + 1$ and $d(x, t) + 1 \geq d(x, c) + 2$ must hold. Therefore,

$$d(x, t) = d(x, c) + 1 = d(x, a). \quad (1)$$

From $d(x, t) = d(x, a)$, we also get $d(x, w) = d(x, c)$ (see Figure 10). If vertices w and c are adjacent then, by Lemma 2, there is an isometric building $B(x'|wc)$ in G , where $x' \in I(x, w) \cap I(x, c)$. If vertices w and c are not adjacent then, by the Cycle Lemma applied to edge tc , there must exist a vertex $g \in P(x, y) \cup P(x, z)$ at distance $d(x, c) - 1$ from x which forms a C_4 with w, t, c (see Figure 11). Note that $c \neq x$ as a is not adjacent to any vertex of $P(x, z)$. This completes the construction of left parts (left to the vertex a) in all forbidden subgraphs from Figure 8. If $t = z$ then, by symmetry, we get the same construction on the right side of a and, therefore, get one of the graphs (a)-(b) from Figure 8 as an induced subgraph of G . So, in what follows, we will assume that $t \neq z$.

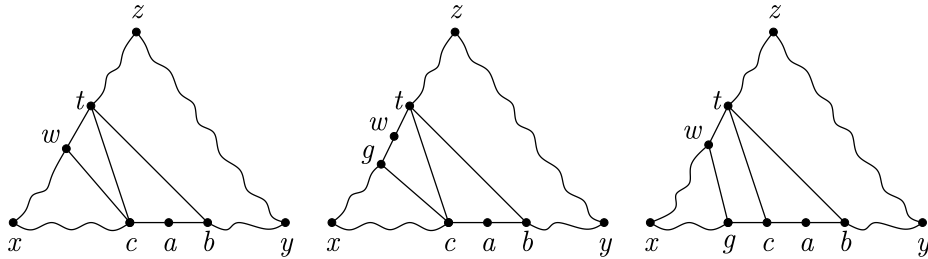


Figure 11: Illustration to the proof of Theorem 2: (left picture) c and w are adjacent; (right and middle pictures) c and w are not adjacent and there exists a vertex $g \in P(x, y) \cup P(x, z)$ at distance $d(x, c) - 1$ from x .

Also, in what follows, if $P(u, v)$ is a shortest path of G and w is a vertex of $P(u, v)$, then by $P(u, w)$ we denote a subpath of $P(u, v)$ connecting u and w .

We will distinguish between two cases, whether vertices c and b have a common neighbor on path $P(y, z)$ or not.

Case 1: Vertices c and b have also a common neighbor t' on path $P(y, z)$.

First, notice that vertices w and t' cannot be adjacent by the minimality of the sum $d(x, y) + d(y, z) + d(z, x)$ (in case $t'w \in E$, consider geodesic triangle $\triangle(x, y, t')$, formed by shortest paths $P(x, y)$, $P(y, t')$ and $P(x, w) \cup \{t'w\}$, and vertex a from $P(x, y)$, where $P(y, t')$ and $P(x, w)$ are subpath of shortest paths $P(y, z)$ and $P(x, y)$, respectively). Additionally, by distance requirements, t' is not adjacent to any other vertices from $P(x, w) \cup P(x, c) \setminus \{c\}$ (otherwise, there is a path from x to b via t' which is shorter than $P(x, b)$).

With similar to earlier arguments, we get the needed construction on the right side of a in all forbidden subgraphs (e)-(j) from Figure 8. Furthermore, as $P(x, z)$, $P(y, z)$ are shortest paths and $d(x, t) = d(x, c) + 1$, $d(y, b) + 1 = d(y, t')$, necessarily, $d(z, t) \leq d(z, t')$ and $d(z, t') \leq d(z, t)$, i.e., $d(z, t') = d(z, t)$. If vertices t and t' are adjacent then, by Lemma 2, there is an isometric building $B(z'|tt')$ in G , where $z' \in I(z, t) \cap I(z, t')$. If vertices t and t' are not adjacent (see Figure 12) then, by the Cycle Lemma applied to edge tc , there must exist a vertex $g \in P(x, z) \cup P(y, z)$ at distance $d(z, t) - 1$ from z which forms a C_4 with t, c, t' . This completes the construction of upper parts (upper to the vertex a) in all forbidden subgraphs (e)-(j) from Figure 8.

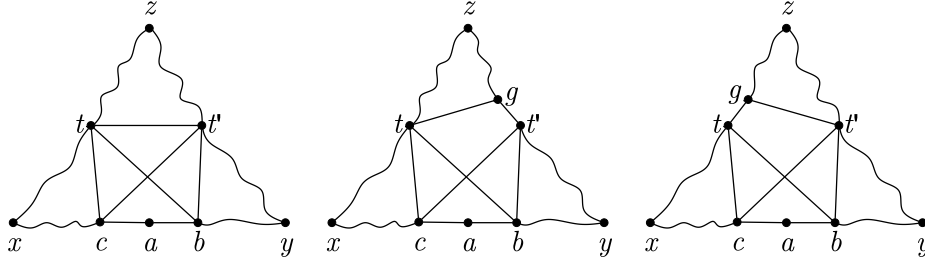


Figure 12: Illustration to the proof of Theorem 2, Case 1: (left picture) t and t' are adjacent; (right and middle pictures) t and t' are not adjacent and there exists a vertex $g \in P(x, z) \cup P(y, z)$ at distance $d(z, t) - 1$ from z .

Case 2: Vertices c and b have no common neighbors on path $P(y, z)$.

In what follows, we can assume that b is not adjacent to any vertex of path $P(f, z) \subset P(t, z)$ (see Figure 10). If b is adjacent to f , then vertices f, s, t, b induce a C_4 , when $bs \notin E$, or a diamond, otherwise. Hence, G contains one of the graphs (a)-(b) from Figure 8 as an induced subgraph. Furthermore, since $P(t, z)$ is a shortest path, b cannot have neighbors in $P(e, z) \subset P(t, z)$ (otherwise, there is a path from t to z via b which is shorter than $P(t, z)$).

Consider now the neighbor u of b on path $P(b, y) \subset P(x, y)$ (see Figure 10). We distinguish between three subcases.

Case 2.1: Vertex u is adjacent to a vertex of path $P(t, z)$.

Since $P(x, y)$ and $P(x, z)$ are shortest paths, u is not adjacent to t (otherwise, $d(c, u) = 2 < 3$) and can be adjacent only to s, f or e (otherwise, there is a path from t to z via u which is shorter than $P(t, z)$). If u is adjacent to s , then vertices u, s, t, b induce a C_4 , when $bs \notin E$, or a diamond, otherwise. Hence, G contains one of the graphs (a)-(b) from Figure 8 as an induced subgraph. If u is adjacent to f but not to s , then vertices u, f, s, t, b form a 5-cycle. This cycle must have a chord. The only possible chord is bs (see Figure 13). Hence, G contains one of the graphs (c)-(d) from Figure 8 as an

induced subgraph. If u is adjacent to e but not to s, f , then vertices u, e, f, s, t, b form a 6-cycle. This cycle must have chords and the only possible chord is bs . Hence, we get a forbidden C_5 or C_6 in G . We conclude that u has no neighbors in $P(t, z) \subset P(x, z)$.

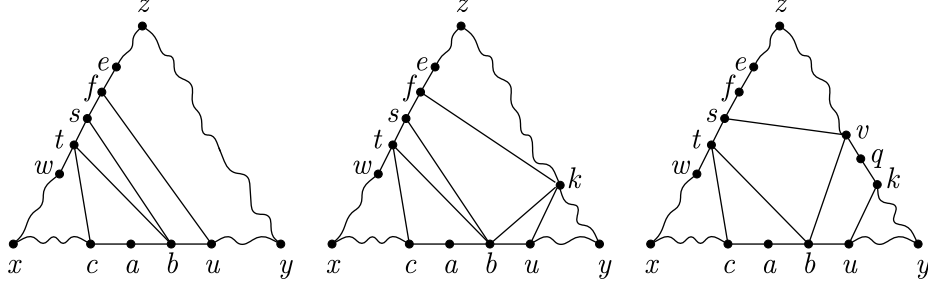


Figure 13: Illustration to the proof of Theorem 2, Case 2: (left picture) u is adjacent to f ; (middle picture) k is adjacent to f ; (right picture) v is adjacent to s .

Case 2.2: Vertex u has no neighbors in $P(t, z)$ but has a neighbor in $P(y, z)$.

Let k be a neighbor of u in $P(y, z)$ closest to z . Hence, u has no other neighbors in $P(k, z) \subset P(y, z)$ except k . By the distance requirements, k is not adjacent to any vertex from $P(x, w) \cup P(x, c)$ (otherwise, there is a path from x to u via k which is shorter than $P(x, u)$). Assume k has a neighbor in $P(t, z)$ and pick such a neighbor v which is closest to t . Consider a cycle Z formed by vertices b, u, k and subpath $P(t, v)$ of $P(t, z)$. In this cycle of length at least 4, the only possible chords are bs and bk . To avoid induced cycles of length at least 5, v must coincide with t, s or f . If $v = t$, then vertices u, k, t, b induce a C_4 , when $bk \notin E$, or a diamond, otherwise. Hence, G contains one of the graphs (a)-(b) from Figure 8 as an induced subgraph. If $v = s$, then vertices u, k, s, t, b form a 5-cycle. This cycle must have chords. The only possible chords are bk and bs . Hence, G contains one of the graphs (a)-(d) from Figure 8 as an induced subgraph. If $v = f$, then vertices u, k, f, s, t, b form a 6-cycle (see Figure 13). This cycle must have chords and the only possible chords are bs and bk . Hence, again G contains one of the graphs (c)-(d) from Figure 8 as an induced subgraph.

Thus, k cannot have any neighbors in $P(t, z)$. Recall also that u has no neighbors in $P(t, z) \cup P(k, z) \setminus \{k\}$. Applying the Cycle Lemma to edge bu , we get $bk \in E$ or $bq \in E$, where q is the neighbor of k in $P(k, z)$.

Denote by v the neighbor of b in $P(k, z)$ closest to z . Note that v is not adjacent to c as c and b do not have common neighbors in $P(y, z)$. By the minimality of the sum $d(x, y) + d(y, z) + d(z, x)$, v is not adjacent to w (in case $vw \in E$, consider geodesic triangle $\triangle(x, y, v)$, formed by shortest paths $P(x, y)$, $P(y, v)$ and $P(x, w) \cup \{v\}$, and vertex a from $P(x, y)$). Additionally, by distance requirements, v is not adjacent to any other vertices from $P(x, w) \cup P(x, c)$ (otherwise, there is a path from x to b via v which is shorter than $P(x, b)$).

As $P(k, z)$ is a shortest path, $d(v, k) \leq 3$, when $bk \notin E$, and $d(v, k) \leq 2$, when $bk \in E$. Applying the Cycle Lemma to edge bv , we get $vt \in E$, or $vs \in E$, or $vf \in E$ (and hence, $bs \in E$, otherwise, we get a C_5 in G), or G contains an induced C_4 formed by vertices b, s, v', v or vertices t, b, v, v' , where v' is the neighbor of v in $P(v, z)$. If v is adjacent to t , then vertices t, b with some vertices of path $P(v, k) \subset P(y, z)$ and possibly with u (e.g., when $v = q$) induce a C_4 or a house or a diamond in G (we leave these small technical details to the reader; one needs to analyze a subgraph on at most 7 vertices). Note that in this case $v \neq k$ as k has no neighbors in $P(t, z)$. So, G contains one of the graphs (a)-(d) from Figure 8 as an induced subgraph. Now, we assume that $tv \notin E$. If v is adjacent to s , then vertices v, s, t, b induce a C_4 , when $bs \notin E$, or a diamond, otherwise (see Figure 13). Hence, G contains one of the graphs (a)-(b) from Figure 8 as an induced subgraph. If v is adjacent to f but

not to s , then vertices v, f, s, b form an induced C_4 . Hence, G contains one of the graphs (c)-(d) from Figure 8 as an induced subgraph. So, we can assume that $tv, vs, vf \notin E$.

If vertices b, s, v', v or vertices t, b, v, v' form an induced C_4 in G , then G contains one of the graphs (a)-(d) from Figure 8 as an induced subgraph. In this case, one needs to notice only that v' is not adjacent to any vertex from $P(x, w) \cup P(x, c)$. If v' is adjacent to a vertex w' from $P(x, w) \cup P(x, c) \setminus \{c, w\}$, then we get a contradiction with distance requirements (subpath $P(x, b)$ of a shortest path $P(x, y)$ is a shortest path) or with the minimality of the sum $d(x, y) + d(y, z) + d(z, x)$ (consider geodesic triangle $\triangle(x, y, v')$, formed by shortest paths $P(x, y), P(y, v')$ and $P(x, w') \cup \{v'\}$, and vertex a from $P(x, y)$). If v' is adjacent to c then G has an induced C_5 formed by c, a, b, v, v' , which is impossible. If v' is adjacent to w then G has an induced C_6 formed by c, a, b, v, v', w , when $wc \in E$, or an induced C_7 formed by c, a, b, v, v', w, g , otherwise (vertex g can be seen in Figure 11). Both induced cycles are forbidden in G .

Case 2.3: Vertex u has no neighbors in $P(y, z) \cup P(t, z)$.

In this case, we have a contradiction to our assumption that the triple x, y, z certifying $sl(G) > 1$ has the smallest sum $d(x, y) + d(y, z) + d(z, x)$. For triple c, z, y with shortest paths $P(c, y) \subset P(x, y)$, $P(z, y)$ and $P(c, z) = \{c\} \cup P(t, z)$, $u \in P(c, y)$ has no neighbors in $P(c, z) \cup P(z, y)$ and $d(x, y) + d(y, z) + d(z, x) > d(c, y) + d(y, z) + d(z, c)$. Here, $P(c, z) = \{c\} \cup P(t, z)$ is a shortest path since $d(x, w) = d(x, c)$ and hence $d(c, z) = d(w, z) = 1 + d(t, z)$. \square

A *hole* is an induced cycle of length at least 5. A *domino* is an induced cycle on 6 vertices with one additional chord dividing it into two cycles of length 4 each. A *house-hole-domino-free graph* (*HHD-free graph*) is a graph not containing holes, houses and dominoes as induced subgraphs. As 4-chordal graphs do not contain any induced holes and the graphs shown in Figure 8 have houses or dominoes as induced subgraphs, we have.

Corollary 5. *For every HHD-free graph G , $sl(G) \leq 1$.*

References

- [1] Muad Abu-Ata and Feodor F. Dragan. Metric tree-like structures in real-world networks: an empirical study. *Networks*, 67(1):49–68, 2016.
- [2] Aaron B. Adcock, Blair D. Sullivan, and Michael W. Mahoney. Tree-like structure in large social and information networks. In *13th International Conference on Data Mining (ICDM), IEEE*, pages 1–10, 2013.
- [3] Aaron B Adcock, Blair D Sullivan, and Michael W Mahoney. Tree decompositions and social graphs. *Internet Mathematics*, 12(5):315–361, 2016.
- [4] Juan M Alonso, Thomas Brady, Daryl Cooper, Vincent Ferlini, Martin Lustig, Michael Mihalik, Michael Shapiro, and Hamish Short. Notes on word hyperbolic groups. In *Group theory from a geometrical viewpoint*. World Scientific, Singapore, 1991.
- [5] Mihai Badoiu, Piotr Indyk, and Anastasios Sidiropoulos. Approximation algorithms for embedding general metrics into trees. In Nikhil Bansal, Kirk Pruhs, and Clifford Stein, editors, *Proceedings of the Eighteenth Annual ACM-SIAM Symposium on Discrete Algorithms (SODA '07)*, pages 512–521. SIAM, 2007.
- [6] Hans-Jürgen Bandelt and Victor Chepoi. 1-hyperbolic graphs. *SIAM J. Discrete Math.*, 16(2):323–334, 2003.

- [7] Hans-Jürgen Bandelt and Henry Martyn Mulder. Distance-hereditary graphs. *Journal of Combinatorial Theory, Series B*, 41(2):182–208, 1986.
- [8] Sergio Bermudo, Walter Carballosa, José M Rodríguez, and José M Sigarreta. On the hyperbolicity of edge-chordal and path-chordal graphs. *Filomat*, 30(9):2599–2607, 2016.
- [9] Andreas Brandstädt, Victor Chepoi, and Feodor F. Dragan. Distance approximating trees for chordal and dually chordal graphs. *J. Algorithms*, 30(1):166–184, 1999.
- [10] G. Brinkmann, J. Koolen, and V. Moulton. On the hyperbolicity of chordal graphs. *Annals of Combinatorics*, 5(1):61–69, 2001.
- [11] Jérémie Chalopin, Victor Chepoi, Panos Papasoglu, and Timothée Pecatte. Cop and robber game and hyperbolicity. *SIAM J. Discrete Math.*, 28(4):1987–2007, 2014.
- [12] Wei Chen, Wenjie Fang, Guangda Hu, and Michael W. Mahoney. On the hyperbolicity of small-world and tree-like random graphs. In Kun-Mao Chao, Tsan sheng Hsu, and Der-Tsai Lee, editors, *23rd International Symposium on Algorithms and Computation (ISAAC 2012)*, volume 7676 of *Lecture Notes in Computer Science*, pages 278–288. Springer, 2012.
- [13] Victor Chepoi and Feodor F. Dragan. A note on distance approximating trees in graphs. *Eur. J. Comb.*, 21(6):761–766, 2000.
- [14] Victor Chepoi, Feodor F. Dragan, Bertrand Estellon, Michel Habib, and Yann Vaxès. Diameters, centers, and approximating trees of delta-hyperbolic geodesic spaces and graphs. In Monique Teillaud, editor, *Symposium on Computational Geometry*, pages 59–68. ACM, 2008.
- [15] Victor Chepoi, Feodor F. Dragan, Bertrand Estellon, Michel Habib, Yann Vaxès, and Yang Xiang. Additive spanners and distance and routing labeling schemes for hyperbolic graphs. *Algorithmica*, 62(3-4):713–732, 2012.
- [16] Victor Chepoi, Feodor F. Dragan, Ilan Newman, Yuri Rabinovich, and Yann Vaxès. Constant approximation algorithms for embedding graph metrics into trees and outerplanar graphs. *Discrete & Computational Geometry*, 47(1):187–214, 2012.
- [17] Victor Chepoi, Feodor F. Dragan, and Yann Vaxès. Core congestion is inherent in hyperbolic networks. In *Proceedings of the Twenty-Eighth Annual ACM-SIAM Symposium on Discrete Algorithms, SODA 2017, Barcelona, Spain, Hotel Porta Fira, January 16-19*, pages 2264–2279, 2017.
- [18] Victor Chepoi and Bertrand Estellon. Packing and covering δ -hyperbolic spaces by balls. In *Approximation, Randomization, and Combinatorial Optimization. Algorithms, and Techniques (APPROX-RANDOM)*, pages 59–73, 2007.
- [19] David Coudert and Guillaume Ducoffe. Recognition of c_4 -free and $1/2$ -hyperbolic graphs. *SIAM Journal on Discrete Mathematics*, 28(3):1601–1617, 2014.
- [20] David Coudert, Guillaume Ducoffe, and Nicolas Nisse. To approximate treewidth, use treelength! *SIAM Journal on Discrete Mathematics*, 30(3):1424–1436, 2016.
- [21] Bhaskar DasGupta, Marek Karpinski, Nasim Mobasher, and Farzaneh Yahyanejad. Node expansions and cuts in gromov-hyperbolic graphs. *CoRR*, abs/1510.08779, 2015.
- [22] Fabien de Montgolfier, Mauricio Soto, and Laurent Viennot. Treewidth and hyperbolicity of the Internet. In *NCA*, pages 25–32. IEEE Computer Society, 2011.

- [23] Youssou Dieng and Cyril Gavoille. On the tree-width of planar graphs. *Electronic Notes in Discrete Mathematics*, 34:593–596, 2009.
- [24] Reinhard Diestel and Malte Müller. Connected tree-width. *arXiv preprint arXiv:1211.7353*, 2012.
- [25] Yon Dourisboure and Cyril Gavoille. Tree-decompositions with bags of small diameter. *Discrete Mathematics*, 307(16):2008–2029, 2007.
- [26] Feodor F. Dragan and Ekkehard Köhler. An approximation algorithm for the tree t -spanner problem on unweighted graphs via generalized chordal graphs. *Algorithmica*, 69(4):884–905, 2014.
- [27] Feodor F. Dragan and Abdulhakeem Mohammed. On computing the slimness of graphs. *manuscript in preparation*, 2017.
- [28] Feodor F Dragan, Falk Nicolai, and Andreas Brandstädt. Convexity and hhd-free graphs. *SIAM Journal on Discrete Mathematics*, 12(1):119–135, 1999.
- [29] Guillaume Ducoffe, Sylvain Legay, and Nicolas Nisse. On the complexity of computing tree-breadth. In *Combinatorial Algorithms - 27th International Workshop, IWOCA 2016, Helsinki, Finland, August 17-19, 2016, Proceedings*, pages 3–15, 2016.
- [30] Katherine Edwards, W. Sean Kennedy, and Iraj Saniee. Fast approximation algorithms for p -centres in large δ -hyperbolic graphs. *CoRR*, abs/1604.07359, 2016.
- [31] E. Ghys and P. de la Harpe eds. Sur les groupes hyperboliques d’après M. Gromov. *Progress in Mathematics*, 83, 1990.
- [32] M Gromov. Hyperbolic groups: Essays in group theory. *MSRI Publ.*, 8:75–263, 1987.
- [33] Edmond Jonckheere, Poonsuk Lohsoonthorn, and Francis Bonahon. Scaled gromov hyperbolic graphs. *J. Graph Theory*, 57(2):157–180, February 2008.
- [34] Edmond A. Jonckheere, Mingji Lou, Francis Bonahon, and Yuliy Baryshnikov. Euclidean versus hyperbolic congestion in idealized versus experimental networks. *Internet Mathematics*, 7(1):1–27, 2011.
- [35] W. S. Kennedy, O. Narayan, and I. Saniee. On the hyperbolicity of large-scale networks. *ArXiv preprint ArXiv:1307.0031*, June 2013.
- [36] Robert Krauthgamer and James R. Lee. Algorithms on negatively curved spaces. In *47th Annual IEEE Conference on Foundations of Computer Science (FOCS 2006)*, pages 119–132, 2006.
- [37] Daniel Lokshtanov. On the complexity of computing treelength. *Discrete Applied Mathematics*, 158(7):820–827, 2010.
- [38] Onuttom Narayan and Iraj Saniee. Large-scale curvature of networks. *Physical Review E*, 84(6):066108, 2011.
- [39] N. Robertson and P. D. Seymour. Graph minors II: Algorithmic aspects of tree-width. *Journal Algorithms*, 7:309–322, 1986.
- [40] Yuval Shavitt and Tomer Tankel. Hyperbolic embedding of internet graph for distance estimation and overlay construction. *IEEE/ACM Trans. Netw.*, 16(1):25–36, 2008.
- [41] M. Soto. *Quelques propriétés topologiques des graphes et applications à internet et aux réseaux*. PhD thesis, Université Paris Diderot, 2011.

- [42] Kevin Verbeek and Subhash Suri. Metric embedding, hyperbolic space, and social networks. In *Proceedings of the Thirtieth Annual Symposium on Computational Geometry*, SOCG'14, pages 501:501–501:510, New York, NY, USA, 2014. ACM.
- [43] Yaokun Wu and Chengpeng Zhang. Hyperbolicity and chordality of a graph. *Electr. J. Comb.*, 18(1):Paper #P43, 2011.