

# Good Semi-supervised Learning That Requires a Bad GAN

Zihang Dai\*, Zhilin Yang\*, Fan Yang, William W. Cohen, Ruslan Salakhutdinov  
Carnegie Melon University  
Pittsburgh, PA 15213  
dzihang,zhiliny,fanyang1,wcohen,rsalakhu@cs.cmu.edu

## Abstract

Semi-supervised learning methods based on generative adversarial networks (GANs) obtained strong empirical results, but it is not clear 1) how the discriminator benefits from joint training with a generator, and 2) why good semi-supervised classification performance and a good generator cannot be obtained at the same time. Theoretically we show that given the discriminator objective, good semi-supervised learning indeed requires a bad generator, and propose the definition of a preferred generator. Empirically, we derive a novel formulation based on our analysis that substantially improves over feature matching GANs, obtaining state-of-the-art results on multiple benchmark datasets.

## 1 Introduction

Deep neural networks are usually trained on a large amount of labeled data, and it has been a challenge to apply deep models to datasets with limited labels. Semi-supervised learning (SSL) aims to leverage the large amount of unlabeled data to boost the model performance, particularly focusing on the setting where the amount of available labeled data is limited. Traditional graph-based methods [2, 26] were extended to deep neural networks [22, 23, 8], which involves applying convolutional neural networks [10] and feature learning techniques to graphs so that the underlying manifold structure can be exploited. [15] employs a Ladder network to minimize the layerwise reconstruction loss in addition to the standard classification loss. Variational auto-encoders have also been used for semi-supervised learning [7, 12] by maximizing the variational lower bound of the unlabeled data log-likelihood.

Recently, generative adversarial networks (GANs) [6] were demonstrated to be able to generate visually realistic images. GANs set up an adversarial game between a discriminator and a generator. The goal of the discriminator is to tell whether a sample is drawn from true data or generated by the generator, while the generator is optimized to generate samples that are not distinguishable by the discriminator. Feature matching (FM) GANs [16] apply GANs to semi-supervised learning on  $K$ -class classification. The objective of the generator is to match the first-order feature statistics between the generator distribution and the true distribution. Instead of binary classification, the discriminator employs a  $(K + 1)$ -class objective, where true samples are classified into the first  $K$  classes and generated samples are classified into the  $(K + 1)$ -th class. This  $(K + 1)$ -class discriminator objective leads to strong empirical results, and was later widely used to evaluate the effectiveness of generative models [5, 21].

Though empirically feature matching improves semi-supervised classification performance, the following questions still remain open. First, it is not clear why the formulation of the discriminator can improve the performance when combined with a generator. Second, it seems that good semi-supervised learning and a good generator cannot be obtained at the same time. For example, [16]

\*Equal contribution. Ordering determined by dice rolling.

observed that mini-batch discrimination generates better images than feature matching, but feature matching obtains a much better semi-supervised learning performance. The same phenomenon was also observed in [21], where the model generated better images but failed to improve the performance on semi-supervised learning.

In this work, we take a step towards addressing these questions. First, we show that given the current  $(K + 1)$ -class discriminator formulation of GAN-based SSL, good semi-supervised learning requires a “bad” generator. Here by *bad* we mean the generator distribution should not match the true data distribution. Then, we give the definition of a preferred generator, which is to generate complement samples in the feature space. Theoretically, under mild assumptions, we show that a properly optimized discriminator obtains correct decision boundaries in high-density areas in the feature space if the generator is a *complement generator*.

Based on our theoretical insights, we analyze why feature matching works on 2-dimensional toy datasets. It turns out that our practical observations align well with our theory. However, we also find that the feature matching objective has several drawbacks. Therefore, we develop a novel formulation of the discriminator and generator objectives to address these drawbacks. In our approach, the generator minimizes the KL divergence between the generator distribution and a target distribution that assigns high densities for data points with low densities in the true distribution, which corresponds to the idea of a complement generator. Furthermore, to enforce our assumptions in the theoretical analysis, we add the conditional entropy term to the discriminator objective.

Empirically, our approach substantially improves over vanilla feature matching GANs, and obtains new state-of-the-art results on MNIST, SVHN, and CIFAR-10 when all methods are compared under the same discriminator architecture. Our results on MNIST and SVHN also represent state-of-the-art amongst all single-model results.

## 2 Related Work

Besides the adversarial feature matching approach [16], several previous works have incorporated the idea of adversarial training in semi-supervised learning. Notably, [19] proposes categorical generative adversarial networks (CatGAN), which substitutes the binary discriminator in standard GAN with a multi-class classifier, and trains both the generator and the discriminator using information theoretical criteria on unlabeled data. From the perspective of regularization, [13, 14] propose virtual adversarial training (VAT), which effectively smooths the output distribution of the classifier by seeking virtually adversarial samples. It is worth noting that VAT bears a similar merit to our approach, which is to learn from auxiliary non-realistic samples rather than realistic data samples. Despite the similarity, the principles of VAT and our approach are orthogonal, where VAT aims to enforce a smooth function while we aim to leverage a generator to better detect the low-density boundaries. Different from aforementioned approaches, [24] proposes to train conditional generators with adversarial training to obtain complete sample pairs, which can be directly used as additional training cases. Recently, Triple GAN [11] also employs the idea of conditional generator, but uses adversarial cost to match the two model-defined factorizations of the joint distribution with the one defined by paired data.

Apart from adversarial training, there has been other efforts in semi-supervised learning using deep generative models recently. As an early work, [7] adapts the original Variational Auto-Encoder (VAE) to a semi-supervised learning setting by treating the classification label as an additional latent variable in the directed generative model. [12] adds auxiliary variables to the deep VAE structure to make variational distribution more expressive. With the boosted model expressiveness, auxiliary deep generative models (ADGM) improve the semi-supervised learning performance upon the semi-supervised VAE. Different from the explicit usage of deep generative models, the Ladder networks [15] take advantage of the local (layerwise) denoising auto-encoding criterion, and create a more informative unsupervised signal through lateral connection.

## 3 Theoretical Analysis

Given a labeled set  $\mathcal{L} = \{(x, y)\}$ , let  $\{1, 2, \dots, K\}$  be the label space for classification. Let  $D$  and  $G$  denote the discriminator and generator, and  $P_D$  and  $p_G$  denote the corresponding distributions.

Consider the discriminator objective function of GAN-based semi-supervised learning [16]:

$$\max_D \mathbb{E}_{x,y \sim \mathcal{L}} \log P_D(y|x, y \leq K) + \mathbb{E}_{x \sim p} \log P_D(y \leq K|x) + \mathbb{E}_{x \sim p_G} \log P_D(K+1|x), \quad (1)$$

where  $p$  is the true data distribution. The probability distribution  $P_D$  is over  $K+1$  classes where the first  $K$  classes are true classes and the  $(K+1)$ -th class is the fake class. The objective function consists of three terms. The first term is to maximize the log conditional probability for labeled data, which is the standard cost as in supervised learning setting. The second term is to maximize the log probability of the first  $K$  classes for unlabeled data. The third term is to maximize the log probability of the  $(K+1)$ -th class for generated data. Note that the above objective function bears a similar merit to the original GAN formulation if we treat  $P(K+1|x)$  to be the probability of fake samples, while the only difference is that we split the probability of true samples into  $K$  sub-classes.

Let  $f(x)$  be a nonlinear vector-valued function, and  $w_k$  be the weight vector for class  $k$ . As a standard setting in previous work [16, 5], the discriminator  $D$  is defined as  $P_D(k|x) = \frac{\exp(w_k^\top f(x))}{\sum_{k'=1}^{K+1} \exp(w_{k'}^\top f(x))}$ . Since this is a form of over-parameterization,  $w_{K+1}$  is fixed as a zero vector [16]. We next discuss the choices of different possible  $G$ 's.

### 3.1 Perfect Generator

Here, by perfect generator we mean that the generator distribution  $p_G$  exactly matches the true data distribution  $p$ , i.e.,  $p_G = p$ . We now show that when the generator is perfect, it does not improve the generalization over the supervised learning setting.

**Proposition 1.** *If  $p_G = p$ , and  $D$  has infinite capacity, then for any optimal solution  $D = (w, f)$  of the following supervised objective,*

$$\max_D \mathbb{E}_{x,y \sim \mathcal{L}} \log P_D(y|x, y \leq K), \quad (2)$$

*there exists  $D^* = (w^*, f^*)$  such that  $D^*$  maximizes Eq. (1) and that for all  $x$ ,  $P_D(y|x, y \leq K) = P_{D^*}(y|x, y \leq K)$ .*

The proof is provided in the supplementary material. Proposition 1 states that for any optimal solution  $D$  of the supervised objective, there exists an optimal solution  $D^*$  of the  $(K+1)$ -class objective such that  $D$  and  $D^*$  share the same generalization error. In other words, using the  $(K+1)$ -class objective does not prevent the model from experiencing any arbitrarily high generalization error that it could suffer from under the supervised objective. Moreover, since all the optimal solutions are equivalent w.r.t. the  $(K+1)$ -class objective, it is the optimization algorithm that really decides which specific solution the model will reach, and thus what generalization performance it will achieve. This implies that when the generator is perfect, the  $(K+1)$ -class objective by itself is not able to improve the generalization performance. In fact, in many applications, an almost infinite amount of unlabeled data is available, so learning a perfect generator for purely sampling purposes should not be useful. In this case, our theory suggests that not only the generator does not help, but also unlabeled data is not effectively utilized when the generator is perfect.

### 3.2 Complement Generator

The function  $f$  maps data points in the input space to the feature space. Let  $p_k(f)$  be the density of the data points of class  $k$  in the feature space. Given a threshold  $\epsilon_k$ , let  $F_k$  be a subset of the data support where  $p_k(f) > \epsilon_k$ , i.e.,  $F_k = \{f : p_k(f) > \epsilon_k\}$ . We assume that given  $\{\epsilon_k\}_{k=1}^K$ , the  $F_k$ 's are disjoint with a margin. More formally, for any  $f_j \in F_j$ ,  $f_k \in F_k$ , and  $j \neq k$ , we assume that there exists a real number  $0 < \alpha < 1$  such that  $\alpha f_j + (1-\alpha)f_k \notin F_j \cup F_k$ . As long as the probability densities of different classes do not share any mode, i.e.,  $\forall i \neq j, \arg\max_f p_i(f) \cap \arg\max_f p_j(f) = \emptyset$ , this assumption can always be satisfied by tuning the thresholds  $\epsilon_k$ 's. With the assumption held, we will show that the model performance would be better if the thresholds could be set to smaller values (ideally zero). We also assume that each  $F_k$  contains at least one labeled data point.

Suppose  $\cup_{k=1}^K F_k$  is bounded by a convex set  $\mathcal{B}$ . If the support  $F_G$  of a generator  $G$  in the feature space is a relative complement set in  $\mathcal{B}$ , i.e.,  $F_G = \mathcal{B} - \cup_{k=1}^K F_k$ , we call  $G$  a complement generator. The reason why we utilize a bounded  $\mathcal{B}$  to define the complement is presented in the supplementary

material. Note that the definition of complement generator implies that  $G$  is a function of  $f$ . By treating  $G$  as function of  $f$ , theoretically  $D$  can optimize the original objective function in Eq. (1).

Now we present the assumption on the convergence conditions of the discriminator. Let  $\mathcal{U}$  and  $\mathcal{G}$  be the sets of unlabeled data and generated data.

**Assumption 1. Convergence conditions.** When  $D$  converges on a finite training set  $\{\mathcal{L}, \mathcal{U}, \mathcal{G}\}$ ,  $D$  learns a (strongly) correct decision boundary for all training data points. More specifically, (1) for any  $(x, y) \in \mathcal{L}$ , we have  $w_y^\top f(x) > w_k^\top f(x)$  for any other class  $k \neq y$ ; (2) for any  $x \in \mathcal{G}$ , we have  $0 > \max_{k=1}^K w_k^\top f(x)$ ; (3) for any  $x \in \mathcal{U}$ , we have  $\max_{k=1}^K w_k^\top f(x) > 0$ .

In Assumption 1, conditions (1) and (2) assume classification correctness on labeled data and true-fake correctness on generated data respectively, which is directly induced by the objective function. Likewise, it is also reasonable to assume true-fake correctness on unlabeled data, i.e.,  $\log \sum_k \exp w_k^\top f(x) > 0$  for  $x \in \mathcal{U}$ . However, condition (3) goes beyond this and assumes  $\max_k w_k^\top f(x) > 0$ . We discuss this issue in detail in the supplementary material and argue that these assumptions are reasonable. Moreover, in Section 5, our approach addresses this issue explicitly by adding a conditional entropy term to the discriminator objective to enforce condition (3).

**Lemma 1.** Suppose for all  $k$ , the L2-norms of weights  $w_k$  are bounded by  $\|w_k\|_2 \leq C$ . Suppose that there exists  $\epsilon > 0$  such that for any  $f_G \in F_G$ , there exists  $f'_G \in \mathcal{G}$  such that  $\|f_G - f'_G\|_2 \leq \epsilon$ . With the conditions in Assumption 1, for all  $k \leq K$ , we have  $w_k^\top f_G < C\epsilon$ .

**Corollary 1.** When unlimited generated data samples are available, with the conditions in Lemma 1, we have  $\lim_{|\mathcal{G}| \rightarrow \infty} w_k^\top f_G \leq 0$ .

See the supplementary material for the proof.

**Proposition 2.** Given the conditions in Corollary 1, for all class  $k \leq K$ , for all feature space points  $f_k \in F_k$ , we have  $w_k^\top f_k > w_j^\top f_k$  for any  $j \neq k$ .

*Proof.* Without loss of generality, suppose  $j = \arg \max_{j \neq k} w_j^\top f_k$ . Now we prove it by contradiction. Suppose  $w_k^\top f_k \leq w_j^\top f_k$ . Since  $F_k$ 's are disjoint with a margin,  $\mathcal{B}$  is a convex set and  $F_G = \mathcal{B} - \cup_k F_k$ , there exists  $0 < \alpha < 1$  such that  $f_G = \alpha f_k + (1 - \alpha)f_j$  with  $f_G \in F_G$  and  $f_j$  being the feature of a labeled data point in  $F_j$ . By Corollary 1, it follows that  $w_j^\top f_G \leq 0$ . Thus,  $w_j^\top f_G = \alpha w_j^\top f_k + (1 - \alpha)w_j^\top f_j \leq 0$ . By Assumption 1,  $w_j^\top f_k > 0$  and  $w_j^\top f_j > 0$ , leading to contradiction. It follows that  $w_k^\top f_k > w_j^\top f_k$  for any  $j \neq k$ .  $\square$

Proposition 2 guarantees that when  $G$  is a complement generator, under mild assumptions, a near-optimal  $D$  learns correct decision boundaries in each high-density subset  $F_k$  (defined by  $\epsilon_k$ ) of the data support in the feature space. Intuitively, the generator generates complement samples so the logits of the true classes are forced to be low in the complement. As a result, the discriminator obtains class boundaries in low-density areas. This builds a connection between our approach with manifold-based methods [2, 26] which also leverage the low-density boundary assumption.

With our theoretical analysis, we can now answer the questions raised in Section 1. First, the  $(K + 1)$ -class formulation is effective because the generated complement samples encourage the discriminator to place the class boundaries in low-density areas (Proposition 2). Second, good semi-supervised learning indeed requires a bad generator because a perfect generator is not able to improve the generalization performance (Proposition 1).

## 4 Case Study on Synthetic Data

In the previous section, we have established the fact a complement generator, instead of a perfect generator, is what makes a good semi-supervised learning algorithm. Now, to get a more intuitive understanding, we conduct a case study based on two 2D synthetic datasets, where we can easily verify our theoretical analysis by visualizing the model behaviors. In addition, by analyzing how feature matching (FM) [16] works in 2D space, we identify some potential problems of it, which motivates our approach to be introduced in the next section. Specifically, two synthetic datasets are four spins and two circles, as shown in Fig. 1.

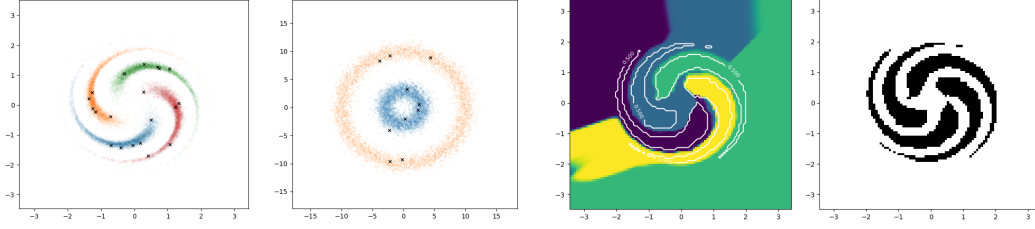


Figure 1: Labeled and unlabeled data are denoted by cross and point respectively, and different colors indicate classes.

Figure 2: Left: Classification decision boundary, where the white line indicates true-fake boundary; Right: True-Fake decision boundary

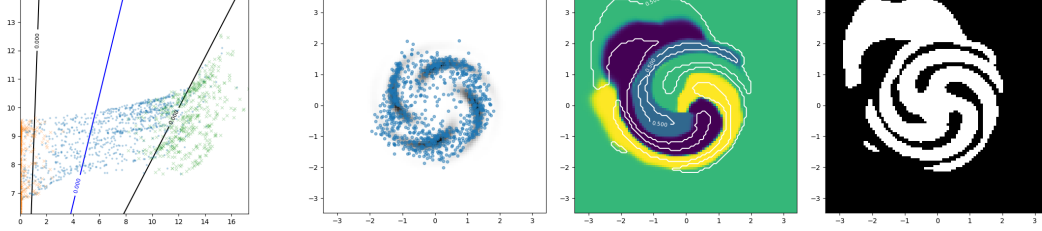


Figure 3: Feature space at convergence

Figure 4: Left: Blue points are generated data, and the black shadow indicates unlabeled data. Middle and right can be interpreted as above.

**Soundness of complement generator** Firstly, to verify that the complement generator is a preferred choice, we construct the complement generator by uniformly sampling from the a bounded 2D box that contains all unlabeled data, and removing those on the manifold. Based on the complement generator, the result on four spins is visualized in Fig. 2. As expected, both the classification and true-fake decision boundaries are almost perfect. More importantly, the classification decision boundary always lies in the fake data area (left panel), which well matches our theoretical analysis.

**Visualization of feature space** Next, to verify our analysis about the feature space, we choose the feature dimension to be 2, apply the FM to the simpler dataset of two circles, and visualize the feature space in Fig. 3. As we can see, most of the generated features (blue points) resides in between the features of two classes (green and orange crosses), although there exists some overlap. As a result, the discriminator can almost perfectly distinguish between true and generated samples as indicated by the black decision boundary, satisfying the our required Assumption 1. Meanwhile, the model obtains a perfect classification boundary (blue line) as our analysis suggests.

**Pros and cons of feature matching** Finally, to further understand the strength and weakness of FM, we analyze the solution FM reaches on four spins shown in Fig. 4. From the left panel, we can see many of the generated samples actually fall into the data manifold, while the rest scatters around in the nearby surroundings of data manifold. It suggests that by matching the first-order moment by SGD, FM is performing some kind of distribution matching, though in a rather *weak* manner. Loosely speaking, FM has the effect of generating samples close to the manifold. But due to its weak power in distribution matching, FM will inevitably generate samples outside of the manifold, especially when the data complexity increases. Consequently, the generator density  $p_G$  is usually lower than the true data density  $p$  within the manifold and higher outside. Hence, an optimal discriminator  $P_{D^*}(K+1|x) = p(x)/(p(x) + p_G(x))$  could still distinguish between true and generated samples in many cases. However, there are two types of mistakes the discriminator can still make

1. Higher density mistake inside manifold: Since the FM generator still assigns a significant amount of probability mass inside the support, wherever  $p_G > p > 0$ , an optimal discriminator will incorrectly predict samples in that region as “fake”. Actually, this problem has already shown up when we examine the feature space (Fig. 3).
2. Collapsing with missing coverage outside manifold: As the feature matching objective for the generator only requires matching the first-order statistics, there exists many trivial solutions the generator can end up with. For example, it can simply collapse to mean of unlabeled features, or a

few surrounding modes as along as the feature mean matches. Actually, we do see such collapsing phenomenon in high-dimensional experiments when FM is used (see left panel of Fig. 5 and Fig. 6). As a result, a collapsed generator will fail to cover some gap areas between manifolds. Since the discriminator is only well-defined on the union of the data supports of  $p$  and  $p_G$ , the prediction result in such missing area is under-determined and fully relies on the smoothness of the parametric model. In this case, significant mistakes can also occur.

## 5 Approach

As discussed in previous sections, feature matching GANs suffer from the following drawbacks: 1) the first-order moment matching objective does not prevent the generator from collapsing (missing coverage); 2) feature matching can generate high-density samples inside manifold; 3) the discriminator objective does not encourage realization of condition (3) in Assumption 1 as discussed in Section 3.2. Our approach aims to explicitly address the above drawbacks.

### 5.1 Minimizing KL Divergence

Following prior work [16, 6], we employ a GAN-like implicit generator. We first sample a latent variable  $z$  from a uniform distribution  $\mathcal{U}(0, 1)$  for each dimension, and then apply a deep convolutional network to transform  $z$  to a sample  $x$ . As discussed in Section 3, the complement generator is a preferred choice. Let  $p^*$  denote the target distribution of a complement generator. We can achieve the goal by minimizing the KL divergence between the generator distribution and the target distribution,  $\text{KL}(p_G \| p^*)$ . Although the idea sounds straightforward, how to define  $p^*$  is practically challenging. By definition we have  $F_G = \mathcal{B} - \cup_k F_k$ . However, the entire feature space and the bound  $\mathcal{B}$  are changing dynamically during training, and it is thus difficult to obtain a stable density estimation. For this reason, as an approximation, we instead define the complement distribution and perform the KL minimization in the input space. With a little abuse of notation, we define the target distribution  $p^*(x)$  as follows

$$p^*(x) = \begin{cases} \frac{1}{Z} \frac{1}{p(x)} & \text{if } p(x) > \epsilon \text{ and } x \in \mathcal{B}_x \\ C & \text{if } p(x) \leq \epsilon \text{ and } x \in \mathcal{B}_x, \end{cases} \quad (3)$$

where  $p(x)$  denotes the true data distribution,  $\epsilon$  is a threshold for distinguishing high and low density samples,  $Z$  is a normalizer, and  $C$  is a constant. Note the  $p^*(x)$  is only defined on a bounded area  $\mathcal{B}_x$ , resembling the bound we introduce in the definition of complement generator. In the high-density area,  $p^*$  is a monotonically decreasing function of  $p$ , which corresponds to the motivation that we aim to generate low-density complement samples. In the low-density area,  $p^*$  is no more penalized and we simply define it as a uniform distribution.

Based on the definition, the corresponding KL divergence can then be written as

$$\text{KL}(p_G \| p^*) = -\mathcal{H}(p_G) - \mathbb{E}_{x \sim p_G} \log p^*(x) = -\mathcal{H}(p_G) + \mathbb{E}_{x \sim p_G} \log p(x) \mathbb{I}[p(x) > \epsilon],$$

where  $\mathcal{H}(\cdot)$  stands for the entropy,  $\mathbb{I}[\cdot]$  is the indicator function, and we omit the constants. We can interpret the above objective function in the following way. The first term discourages the generator from collapsing by maximizing its entropy. The second term discourages the generator from generating high-density samples. Thus minimizing the KL divergence addresses the first two drawbacks of feature matching.

Since  $p^*$  is only defined in  $\mathcal{B}_x$ , it is necessary to constrain the generator distribution  $p_G$  on  $\mathcal{B}_x$ . As a practical solution, we add the original feature matching term to our objective function to encourage the generated samples to be “close” to the true data (see Section 4). Hence, the overall objective function for the generator is as follows

$$\min_G -\mathcal{H}(p_G) + \mathbb{E}_{x \sim p_G} \log p(x) \mathbb{I}[p(x) > \epsilon] + \|\mathbb{E}_{x \sim p_G} f(x) - \mathbb{E}_{x \sim \mathcal{U}} f(x)\|^2. \quad (4)$$

To optimize Eq. (4), we need to address two technical challenges — first, how to compute the entropy  $\mathcal{H}(p_G)$ , and second, how to obtain a density estimation  $p(x)$ .

#### 5.1.1 Approximate Entropy Maximization

In general, estimating the entropy of implicit distribution from samples remains an open problem. Thus, we consider two approximate methods for maximizing the entropy of  $p_G$ .

The first method is derived from an information theoretical perspective and relies on variational inference (VI). Let  $\mathcal{Z}$  be the latent variable space. We introduce an additional encoder  $q : \mathcal{B}_x \mapsto \mathcal{Z}$  to define a variational upper bound [3],  $-\mathcal{H}(p_G) \leq -\mathbb{E}_{x, z \sim p_G} \log q(z|x) = L_{\text{VI}}$ , and minimize the upper bound  $L_{\text{VI}}$  in our objective. In our implementation, we formulate  $q$  as a diagonal Gaussian with bounded variance, i.e.  $q(z|x) = \mathcal{N}(\mu(x), \sigma^2(x))$ , with  $0 < \sigma(x) < \theta$ , where  $\mu(\cdot)$  and  $\sigma(\cdot)$  are neural networks, and  $\theta$  is the threshold to prevent arbitrarily large variance.

The second method aims at increasing the entropy of generated features directly in the feature space. Specifically, we adapt the pull-away term (PT) proposed by [25],  $L_{\text{PT}} = \frac{1}{N(N-1)} \sum_{i=1}^N \sum_{j \neq i} \left( \frac{f(x_i)^\top f(x_j)}{\|f(x_i)\| \|f(x_j)\|} \right)^2$ , where  $N$  is the size of a mini-batch and  $x$  are samples. Intuitively, the pull-away term has the effect of increasing the entropy of the generated features since it tries to orthogonalize the features in each mini-batch by minimizing the squared cosine similarity.

### 5.1.2 Density Estimation

To model the probability distribution over images, we simply adapt the state-of-the-art density estimation model for natural images, namely the PixelCNN++ [17] model. The PixelCNN++ model is used to estimate the density  $p(x)$  in the second term of Eq. (4). The model is pretrained on the training set, and fixed during semi-supervised training.

### 5.2 Conditional Entropy

In order for the complement generator to work, according to condition (3) in Assumption 1, the discriminator needs to have strong true-fake belief on unlabeled data, i.e.,  $\max_{k=1}^K w_k^\top f(x) > 0$ . However, the objective function of the discriminator in [16] does not enforce a dominant class. Instead, it only needs  $\sum_{k=1}^K P_D(k|x) > P_D(K+1|x)$  to obtain a correct decision boundary, while the probabilities  $P_D(k|x)$  for  $k \leq K$  can possibly be uniformly distributed. To guarantee the strong true-fake belief in the optimal conditions, we add a conditional entropy term to the discriminator objective and it becomes,

$$\begin{aligned} \max_D \quad & \mathbb{E}_{x, y \sim \mathcal{L}} \log p_D(y|x, y \leq K) + \mathbb{E}_{x \sim \mathcal{U}} \log p_D(y \leq K|x) + \\ & \mathbb{E}_{x \sim p_G} \log p_D(K+1|x) + \mathbb{E}_{x \sim \mathcal{U}} \sum_{k=1}^K p_D(k|x) \log p_D(k|x). \end{aligned} \quad (5)$$

By optimizing Eq. (5), the discriminator is encouraged to satisfy condition (3) in Assumption 1. Note that the same conditional entropy term has been used in other semi-supervised learning methods [19, 14] as well, but here we motivate the minimization of conditional entropy based on our theoretical analysis of GAN-based semi-supervised learning.

To train the networks, we alternatively update the generator and the discriminator to optimize Eq. (4) and Eq. (5) based on mini-batches. If an encoder is used to maximize  $\mathcal{H}(p_G)$ , the encoder and the generator are updated at the same time.

## 6 Experiments

We mainly consider three widely used benchmark datasets, namely MNIST, SVHN, and CIFAR-10. As in previous work, we randomly sample 100, 1,000, and 4,000 labeled samples for MNIST, SVHN, and CIFAR-10 respectively during training, and use the standard data split for testing. We use the 10-quantile log probability to define the threshold  $\epsilon$  in Eq. (3). We add instance noise to the input of the discriminator [1, 18], and use spatial dropout [20] to obtain faster convergence. Except for these two modifications, we use the same neural network architecture as in [16]. For fair comparison, we also report the performance of our FM implementation with the aforementioned differences.

### 6.1 Results and Analysis

**Main results.** We compare the the results of our best model with state-of-the-art methods on the benchmarks in Table 1. Our proposed methods consistently improve the performance upon feature matching. We achieve new state-of-the-art results on all the datasets when only small discriminator

Methods	MNIST (# errors)	SVHN (% errors)	CIFAR-10 (% errors)
CatGAN [19]	191 $\pm$ 10	-	19.58 $\pm$ 0.46
SDGM [12]	132 $\pm$ 7	16.61 $\pm$ 0.24	-
Ladder network [15]	106 $\pm$ 37	-	20.40 $\pm$ 0.47
ADGM [12]	96 $\pm$ 2	22.86	-
FM [16] *	93 $\pm$ 6.5	8.11 $\pm$ 1.3	18.63 $\pm$ 2.32
ALI [4]	-	7.42 $\pm$ 0.65	17.99 $\pm$ 1.62
VAT small [14] *	136	6.83	14.87
Our best model *	<b>79.5 <math>\pm</math> 9.8</b>	<b>4.25 <math>\pm</math> 0.03</b>	<b>14.41 <math>\pm</math> 0.30</b>
Triple GAN [11] ** $\ddagger$	91 $\pm$ 58	5.77 $\pm$ 0.17	16.99 $\pm$ 0.36
$\Pi$ model [9] $\ddagger\ddagger$	-	5.43 $\pm$ 0.25	16.55 $\pm$ 0.29
VAT+EntMin+Large [14] $\ddagger$	-	4.28	13.15

Table 1: Comparison with state-of-the-art methods on three benchmark datasets. Only methods without data augmentation are included. \* indicates using the same (small) discriminator architecture,  $\ddagger$  indicates using a larger discriminator architecture, and  $\ddagger\ddagger$  means self-ensembling.



Figure 5: Left: FM; Right: proposed. On SVHN.




Figure 6: Left: FM; Right: proposed. On CIFAR-10.

Setting	Error	Setting	Error	Setting	Max log-p
MNIST FM	85 $\pm$ 11.7	SVHN FM	6.83	MNIST FM	-297
MNIST FM+KL	79.5 $\pm$ 9.8	SVHN FM+VI	5.29	MNIST FM+KL	-659
CIFAR FM	16.14	SVHN FM+PT	4.63	SVHN FM	-5809
CIFAR FM+KL	14.41	SVHN FM+PT+Ent	4.25	SVHN FM+KL	-5919
CIFAR FM+KL+Ent	15.82	SVHN FM+KL(PT)+Ent	4.19	SVHN 10-quant	-5622

Table 2: Ablation study. *FM* is feature matching, *KL* is the KL divergence term in Eq. (4). *VI* and *PT* are two entropy maximization methods described in Section 5.1.1. *Ent* means the conditional entropy term in Eq. (5). *Max log-p* is the maximum log probability of generated samples in a batch, evaluated by a PixelCNN++ model. *10-quant* shows the 10-quantile of true image log probability. *Error* means the number of misclassified examples on MNIST, and error rate (%) on others.

architecture is considered. Our results are also state-of-the-art on MNIST and SVHN among all single-model results, even when compared with methods using self-ensembling and large discriminator architectures. Finally, note that because our method is actually orthogonal to VAT [14], combining VAT with our presented approach should yield further performance improvement in practice.

**Ablation study.** We report the results of ablation study in Table 2. Our proposed techniques consistently lead to improvements in many cases, which verifies our analysis in previous sections. However, adding the conditional entropy term on CIFAR-10 decreases the performance — we observe unstable training and conjecture that this is an optimization issue. Also, adding the cross entropy term (second term in Eq. (4)) on SVHN does not lead to large improvement. As shown in the right column of Table 2, samples generated by FM on SVHN are already of low probability, so further adding the cross entropy term does not have significant effects. On the other hand, FM samples on MNIST have high log probability, so the cross entropy term leads to gains in performance.

**Generated samples.** We compare the generated samples of FM and our approach in Figs. 5 and 6. The FM images in Fig. 6 are extracted from previous work [16]. While collapsing is widely observed in FM samples, our model generates diverse “bad” images, which is consistent with our analysis.



## 7 Conclusions

In this work, we present a semi-supervised learning framework that uses generated data to boost task performance. Under this framework, we characterize the properties of various generators and theoretically prove that a complementary (i.e. bad) generator improves generalization. Empirically our proposed method improves the performance of image classification on several benchmark datasets.

## Acknowledgement

The authors would like to thank Han Zhao for his insightful feedback.

## References

- [1] Martin Arjovsky and Léon Bottou. Towards principled methods for training generative adversarial networks. In *NIPS 2016 Workshop on Adversarial Training. In review for ICLR*, volume 2016, 2017.
- [2] Mikhail Belkin, Partha Niyogi, and Vikas Sindhwani. Manifold regularization: A geometric framework for learning from labeled and unlabeled examples. *Journal of machine learning research*, 7(Nov):2399–2434, 2006.
- [3] Zihang Dai, Amjad Almahairi, Philip Bachman, Eduard Hovy, and Aaron Courville. Calibrating energy-based generative adversarial networks. *arXiv preprint arXiv:1702.01691*, 2017.
- [4] Jeff Donahue, Philipp Krähenbühl, and Trevor Darrell. Adversarial feature learning. *arXiv preprint arXiv:1605.09782*, 2016.
- [5] Vincent Dumoulin, Ishmael Belghazi, Ben Poole, Alex Lamb, Martin Arjovsky, Olivier Mastropietro, and Aaron Courville. Adversarially learned inference. *arXiv preprint arXiv:1606.00704*, 2016.
- [6] Ian Goodfellow, Jean Pouget-Abadie, Mehdi Mirza, Bing Xu, David Warde-Farley, Sherjil Ozair, Aaron Courville, and Yoshua Bengio. Generative adversarial nets. In *Advances in neural information processing systems*, pages 2672–2680, 2014.
- [7] Diederik P Kingma, Shakir Mohamed, Danilo Jimenez Rezende, and Max Welling. Semi-supervised learning with deep generative models. In *Advances in Neural Information Processing Systems*, pages 3581–3589, 2014.
- [8] Thomas N Kipf and Max Welling. Semi-supervised classification with graph convolutional networks. *arXiv preprint arXiv:1609.02907*, 2016.
- [9] Samuli Laine and Timo Aila. Temporal ensembling for semi-supervised learning. *arXiv preprint arXiv:1610.02242*, 2016.
- [10] Yann LeCun, Léon Bottou, Yoshua Bengio, and Patrick Haffner. Gradient-based learning applied to document recognition. *Proceedings of the IEEE*, 86(11):2278–2324, 1998.
- [11] Chongxuan Li, Kun Xu, Jun Zhu, and Bo Zhang. Triple generative adversarial nets. *arXiv preprint arXiv:1703.02291*, 2017.
- [12] Lars Maaløe, Casper Kaae Sønderby, Søren Kaae Sønderby, and Ole Winther. Auxiliary deep generative models. *arXiv preprint arXiv:1602.05473*, 2016.
- [13] Takeru Miyato, Shin-ichi Maeda, Masanori Koyama, Ken Nakae, and Shin Ishii. Distributional smoothing with virtual adversarial training. *arXiv preprint arXiv:1507.00677*, 2015.
- [14] Takeru Miyato, Shin-ichi Maeda, Masanori Koyama, and Shin Ishii. Virtual adversarial training: a regularization method for supervised and semi-supervised learning. *arXiv preprint arXiv:1704.03976*, 2017.

- [15] Antti Rasmus, Mathias Berglund, Mikko Honkala, Harri Valpola, and Tapani Raiko. Semi-supervised learning with ladder networks. In *Advances in Neural Information Processing Systems*, pages 3546–3554, 2015.
- [16] Tim Salimans, Ian Goodfellow, Wojciech Zaremba, Vicki Cheung, Alec Radford, and Xi Chen. Improved techniques for training gans. In *NIPS*, 2016.
- [17] Tim Salimans, Andrej Karpathy, Xi Chen, and Diederik P Kingma. Pixelcnn++: Improving the pixelcnn with discretized logistic mixture likelihood and other modifications. *arXiv preprint arXiv:1701.05517*, 2017.
- [18] Casper Kaae Sønderby, Jose Caballero, Lucas Theis, Wenzhe Shi, and Ferenc Huszár. Amortised map inference for image super-resolution. *arXiv preprint arXiv:1610.04490*, 2016.
- [19] Jost Tobias Springenberg. Unsupervised and semi-supervised learning with categorical generative adversarial networks. *arXiv preprint arXiv:1511.06390*, 2015.
- [20] Jonathan Tompson, Ross Goroshin, Arjun Jain, Yann LeCun, and Christoph Bregler. Efficient object localization using convolutional networks. In *Proceedings of the IEEE Conference on Computer Vision and Pattern Recognition*, pages 648–656, 2015.
- [21] Dmitry Ulyanov, Andrea Vedaldi, and Victor Lempitsky. Adversarial generator-encoder networks. *arXiv preprint arXiv:1704.02304*, 2017.
- [22] Jason Weston, Frédéric Ratle, Hossein Mobahi, and Ronan Collobert. Deep learning via semi-supervised embedding. In *Neural Networks: Tricks of the Trade*, pages 639–655. Springer, 2012.
- [23] Zhilin Yang, William W Cohen, and Ruslan Salakhutdinov. Revisiting semi-supervised learning with graph embeddings. *arXiv preprint arXiv:1603.08861*, 2016.
- [24] Zhilin Yang, Junjie Hu, Ruslan Salakhutdinov, and William W Cohen. Semi-supervised qa with generative domain-adaptive nets. *arXiv preprint arXiv:1702.02206*, 2017.
- [25] Junbo Zhao, Michael Mathieu, and Yann LeCun. Energy-based generative adversarial network. *arXiv preprint arXiv:1609.03126*, 2016.
- [26] Xiaojin Zhu, Zoubin Ghahramani, and John D Lafferty. Semi-supervised learning using gaussian fields and harmonic functions. In *Proceedings of the 20th International conference on Machine learning (ICML-03)*, pages 912–919, 2003.

## 8 Appendix

### 8.1 Proof of Proposition 1

*Proof.* Given an optimal solution  $D = (w, f)$  for the supervised objective, due to the infinite capacity of the discriminator, there exists  $D^* = (w^*, f^*)$  such that for all  $x$  and  $k \leq K$ ,

$$\exp(w_k^{*\top} f^*(x)) = \frac{\exp(w_k^\top f(x))}{\sum_{k'} \exp(w_{k'}^\top f(x))} \quad (6)$$

For all  $x$ ,

$$P_{D^*}(y|x, y \leq K) = \frac{\exp(w_k^{*\top} f^*(x))}{\sum_{k'} \exp(w_{k'}^{*\top} f^*(x))} = \frac{\exp(w_k^\top f(x))}{\sum_{k'} \exp(w_{k'}^\top f(x))} = P_D(y|x, y \leq K)$$

Let  $L_D$  be the supervised objective in Eq. (1). Since  $p = p_G$ , the objective in Eq. (1) can be written as

$$J_D = L_D + \mathbb{E}_{x \sim p} [\log P_D(K+1|x) + \log(1 - P_D(K+1|x))]$$

Given Eq. (6), we have

$$P_{D^*}(K+1|x) = \frac{1}{1 + \sum_k \exp(w_k^{*\top} f^*(x))} = \frac{1}{2}$$

Therefore,  $D^*$  maximizes the second term of  $J_D$ . Because  $D$  maximizes  $L_D$ ,  $D^*$  also maximizes  $L_D$ . It follows that  $D^*$  maximizes  $J_D$ .  $\square$

### 8.2 On the Feature Space Bound Assumption

To obtain our theoretical results, we assume that  $\cup_{k=1}^K F_k$  is bounded by a convex set  $\mathcal{B}$ . And the definition of complement generator requires that  $F_G = \mathcal{B} - \cup_{k=1}^K F_k$ . Now we justify the necessity of the introduction of  $\mathcal{B}$ .

The bounded  $\mathcal{B}$  is introduced to ensure that Assumption 1 is realizable. We first show that for Assumption 1 to hold,  $F_G$  must be a convex set.

We define  $S = \{f : \max_{k=1}^K w_k^\top f < 0\}$ .

**Lemma 2.**  $S$  is a convex set.

*Proof.* We prove it by contradiction. Suppose  $S$  is a non-convex set, then there exists  $f_1, f_2 \in S$ , and  $0 < \alpha < 1$ , such that  $f = \alpha f_1 + (1 - \alpha)f_2 \notin S$ . For all  $k$ , we have  $w_k^\top f_1 < 0$  and  $w_k^\top f_2 < 0$ , and thus it follows

$$w_k^\top f = \alpha w_k^\top f_1 + (1 - \alpha)w_k^\top f_2 < 0$$

Therefore,  $\max_{k=1}^K w_k^\top f < 0$ , and we have  $f \in S$ , leading to contradiction.

We conclude that  $S$  is a convex set.  $\square$

If the feature space is unbounded and  $F_G$  is defined as  $\mathbb{R}^d - \cup_{k=1}^K F_k$ , where  $d$  is the feature space dimension, then by Assumption 1, we have  $S = F_G$ . Since  $F_G$  is the complement set of  $\cup_{k=1}^K F_k$  and  $F_k$ 's are disjoint,  $F_G$  is a non-convex set, if  $K \geq 2$ . However, by Lemma 2,  $F_G$  is convex, leading to contradiction. We therefore define the complement generator using a bound  $\mathcal{B}$ .

### 8.3 The Reasonableness of Assumption 1

Here, we justify the proposed Assumption 1.

**Classification correctness on  $\mathcal{L}$**  For (1), it assumes the correctness of classification on labeled data  $\mathcal{L}$ . This only requires the transformation  $f(x)$  to have high enough capacity, such that the *limited amount* of labeled data points are linearly separable in the feature space. Under the setting of semi-supervised learning, where  $|\mathcal{L}|$  is quite limited, this assumption is usually reasonable.

**True-Fake correctness on  $\mathcal{G}$**  For (2), it assumes that on generated data, the classifier can correctly distinguish between true and generated data. This can be seen by noticing that  $w_{K+1}^\top f = 0$ , and the assumption thus reduces to  $w_{K+1}^\top f(x) > \max_{k=1}^K w_k^\top f(x)$ . For this part to hold, again we essentially require a transformation  $f(x)$  with high enough capacity to distinguish true and fake data, which is a standard assumption made in GAN literature.

**Strong true-fake belief on  $\mathcal{U}$**  Finally, part (3) of the assumption is a little bit trickier than the other two.

- Firstly, note that (3) is related to the true-fake correctness, because  $\max_{k=1}^K w_k^\top f(x) > 0 = w_{K+1}^\top f(x)$  is a *sufficient* (but not necessary) condition for  $x$  being classified as a true data point. Instead, the actual necessary condition is that  $\log \sum_{k=1}^K \exp(w_k^\top f(x)) \geq w_{K+1}^\top f(x) = 0$ . Thus, it means the condition (3) might be violated.
- However, using the relationship  $\log \sum_{k=1}^K \exp(w_k^\top f(x)) \leq \log K \max_{k=1}^K \exp(w_k^\top f(x))$ , to guarantee the necessary condition  $\log \sum_{k=1}^K \exp(w_k^\top f(x)) \geq 0$ , we must have

$$\begin{aligned} \log K \max_{k=1}^K \exp(w_k^\top f(x)) &\geq 0 \\ \implies \max_{k=1}^K w_k^\top f(x) &\geq \log 1/K \end{aligned}$$

Hence, if the condition (3) is violated, it means

$$\log 1/K \leq \max_{k=1}^K w_k^\top f(x) \leq 0$$

Note that this is a very small interval for the logit  $w_k^\top f(x)$ , whose possible range expands the entire real line  $(-\infty, \infty)$ . Thus, the region where such violation happens should be limited in size, making the assumption reasonable in practice.

- Moreover, even there exists a limited violation region, as long as part (1) and part (2) in Assumption 1 hold, Proposition 2 always hold for regions inside  $\mathcal{U}$  where  $\max_{k=1}^K w_k^\top f(x) > 0$ . This can be viewed as a further Corollary.

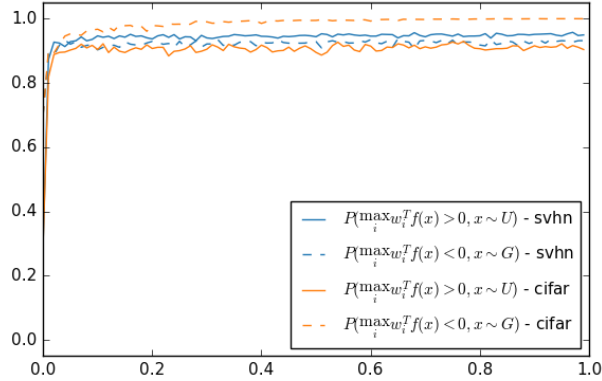


Figure 7: Percentage of the test samples that satisfy the assumption under our best model.

Empirically, we find that it is easy for the model to satisfy the correctness assumption on labeled data perfectly. To verify the other two assumptions, we keep track of the percentage of test samples that the two assumptions hold under our best models. More specifically, to verify the true-fake correctness on  $\mathcal{G}$ , we calculate the ratio after each epoch

$$\frac{\sum_{x \sim \mathcal{T}} \mathbb{I}[\max_{i=1}^K w_i^\top f(x) > 0]}{|\mathcal{T}|},$$

where  $\mathcal{T}$  denotes the test set and  $|\mathcal{T}|$  is number of sample in it. Similarly, for the strong true-fake belief on  $\mathcal{U}$ , we generate the same number of samples as  $|\mathcal{T}|$  and calculate

$$\frac{\sum_{x \sim p_G} \mathbb{I}[\max_i w_i^T f(x) < 0]}{|\mathcal{T}|}$$

The plot is presented in Fig. 8.3. As we can see, the two ratios are both above 0.9 for both SVHN and CIFAR-10, which suggests our assumptions are reasonable in practice.

#### 8.4 Proof of Lemma 1

*Proof.* Let  $\Delta f = f_G - f'_G$ , then we have  $\|\Delta f\|_2 \leq \epsilon$ . Because  $w_k^\top f'_G < 0$  by assumption, it follows

$$w_k^\top f_G = w_k^\top (f'_G + \Delta f) = w_k^\top f'_G + w_k^\top \Delta f < w_k^\top \Delta f \leq C\epsilon$$

□