

On the Capacity of Fractal Wireless Networks With Direct Social Interactions

Ying Chen, Rongpeng Li, Zhifeng Zhao, and Honggang Zhang
 York-Zhejiang Lab for Cognitive Radio and Green Communications
 College of Information Science and Electronic Engineering
 Zhejiang University, Zheda Road 38, Hangzhou 310027, China

Abstract—The capacity of a fractal wireless network with direct social interactions is studied in this paper. Specifically, we mathematically formulate the self-similarity of a fractal wireless network by a power-law degree distribution $P(k)$, and we capture the connection feature between two nodes with degree k_1 and k_2 by a joint probability distribution $P(k_1, k_2)$. It is proved that if the source node communicates with one of its direct contacts randomly, the maximum capacity is consistent with the classical result $\Theta\left(\frac{1}{\sqrt{n \log n}}\right)$ achieved by Kumar [1]. On the other hand, if the two nodes with distance d communicate according to the probability $d^{-\beta}$, the maximum capacity can reach up to $\Theta\left(\frac{1}{\log n}\right)$, which exhibits remarkable improvement compared with the well-known result in [1].

Index Terms—Capacity, Fractal Networks, Social Interactions, Self-Similarity, Throughput, Complex Networks

I. INTRODUCTION

The research on the capacity of a wireless network has aroused intense interests in recent years. However, little attention has been paid to fractal wireless networks. As a vital property of networks, fractal behavior has been discovered in many wireless networking scenarios [2]. For example, the coverage boundary of the wireless cellular networks shows a fractal shape, and the fractal feature can inspire the design of the handoff scheme in mobile terminals [3]. Moreover, many significant networks in the real world exhibit the fractal characteristics naturally, such as the protein homology network, the undirected WWW and so on [4].

In the theory of fractal wireless networks, self-similarity belongs to one of the most important characteristics. Self-similarity of fractal wireless networks requires the node degree distribution $P(k)$ to remain unchanged when the network grows. In order to meet this requirement, power-law degree distribution $P(k) \sim k^{-\gamma}$ must be followed in a fractal wireless network. Actually, the power-law distribution lays the foundation for the capacity analysis of fractal wireless networks.

In 2000, Gupta and Kumar proved that the throughput in wireless networks can only reach $\Theta\left(\frac{1}{\sqrt{n \log n}}\right)$ when the

network size is n [1], where the symbol Θ refers to the order of magnitude and $T(n) = \Theta(h(n))$ means that the two functions $T(n)$ and $h(n)$ have the same rate of growth. Afterwards, H. R. Sadjadpour et al. discovered that the maximum capacity can be improved in scale-free networks [5][6][7]. However, to our best knowledge, there have been no theoretical researches about the capacity of fractal wireless networks with direct social interactions, which is exactly what we study in this paper.

In the remainder of this article, we introduce the foundations of a fractal wireless network and discuss the network model in Section II. Then the maximum throughput is derived in Section III and the results are discussed in Section IV. Finally, we draw a conclusion in Section V.

II. BACKGROUND AND MODELS

A. Foundations of A Fractal Network

Fig.1 illustrates the topology in depth of a general fractal wireless network, in which we assume that a node v_i is going to transmit a data packet to another node. In other words, the node v_i is the source node. The nodes v_{j1} and v_{j2} are directly connected with the node v_i and are regarded as the direct social contacts of v_i . Then v_k is chosen among the direct social contacts to communicate with v_i and it is known as the destination node. Usually, a node has many direct social contacts, and the degree of one node refers to the number of its direct social contacts.

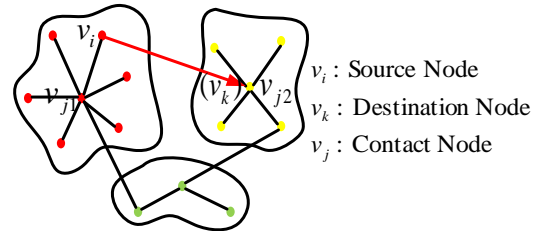


Fig. 1. The topology illustration of a fractal wireless network.

In order to characterize fractal wireless networks, it is essential to introduce the concept of renormalization through the box-covering algorithm [8]. Renormalization is a technique to examine the internal relationship by using a box to cover several nodes and virtually replacing the whole box by a new node. Besides, if there exists a link between two nodes in two

Y. Chen, Z. Zhao, R. Li, and H. Zhang are with College of Information Science and Electronic Engineering, Zhejiang University. Email: {21631088chen_ying, lirongpeng, zhaozf, honggangzhang}@zju.edu.cn

This paper is financially supported by the Program for Zhejiang Leading Team of Science and Technology Innovation (No. 2013TD20), the Zhejiang Provincial Technology Plan of China (No. 2015C01075), and the National Postdoctoral Program for Innovative Talents of China (No. BX201600133).

boxes respectively, then the two corresponding nodes evolved from the boxes will be connected. Mathematically, the network could be minimally covered by $N_B(l_B)$ boxes of the same length scale l_B under the renormalization, where l_B is the size of boxes measured by the maximum path length between any pair of nodes inside the box and $N_B(l_B)$ is the minimum value among all possible situations. If the network is a fractal wireless network, we have the following relations, namely [8]:

$$\begin{cases} N_B(l_B) \sim n \cdot l_B^{-d_B} \\ k_B(l_B)/k_{hub} \sim l_B^{-d_g} \\ n_h(l_B)/k_B(l_B) \sim l_B^{-d_e}, \end{cases}$$

where n is the number of nodes in the network. A hub indicates the node of the largest degree inside each box, while $k_B(l_B)$ and k_{hub} denote the degree of the box and the hub respectively. $n_h(l_B)$ refers to the number of links between the hub of a box and nodes in other connected boxes. The three indexes d_g , d_B and d_e denote the degree exponent, the fractal exponent, and the anti-correlation exponent, respectively.

In addition, for fractal wireless networks, the degree exponent d_g and the fractal exponent d_B are both finite. The anti-correlation exponent d_e reveals the repulsion effect between the hubs while large anti-correlation exponent tends to result in fractal wireless networks.

On the other hand, the joint probability distribution $P(k_1, k_2)$ gauges the possibility to have a connection between two nodes with degree k_1 and k_2 . In fractal wireless networks, $P(k_1, k_2)$ can be expressed as [4]:

$$P(k_1, k_2) \sim k_1^{-(\gamma-1)} \cdot k_2^{-\epsilon} (k_1 > k_2),$$

where γ is the degree distribution exponent and ϵ is the correlation exponent. It is proved that there exist certain relations among the aforementioned key parameters: $\gamma = 1 + \frac{d_B}{d_g}$ and $\epsilon = 2 + \frac{d_e}{d_g}$ [4], which suggest that γ and ϵ in a fractal wireless network are larger than 1 and 2 respectively. A reasonable explanation for the condition $k_1 > k_2$ is that nodes with larger degrees have a higher priority in contacts selection, so they choose nodes of smaller degrees and set up connections with them.

B. Network Model

In order to clarify the capacity of a fractal wireless network with direct social interactions clearly and orderly, we assume that the fractal social network is deployed in a unit area square and the n nodes are uniformly distributed, as displayed in Fig. 2.

The Protocol Model in [1] is adopted as the measurement of a successful transmission. A transmission is successful if and only if $|X_i - X_j| \leq r(n)$ and $|X_k - X_i| \geq (1 + \Delta)|X_i - X_j|$. X_i and X_j refer to the transmitter node and the receiver node respectively. X_k denotes any other transmitter sharing the same channel with X_i and Δ is the protection factor of interference zone. To eliminate the isolated nodes, the transmission range $r(n)$ has to exceed some threshold. It is proved that $r(n)$ must reach $\Theta\left(\sqrt{\frac{\log n}{n}}\right)$ to guarantee the connectivity of the network

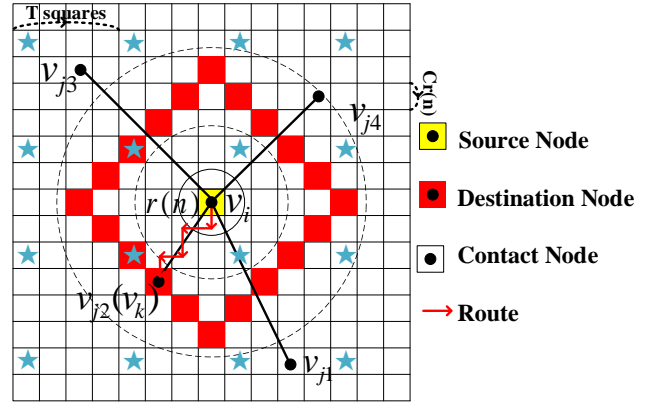


Fig. 2. The fractal network in a standard unit area square model.

[1]. In Fig. 2, the solid-line circle with the radius of $r(n)$ displays the transmission range.

A TDMA (Time Division Multiple Access) scheme is designated as the MAI (multiple access interference) avoidance method in the time domain. The network is cut into a number of smaller squares with side length $C_1 r(n)$. The interference units refer to those cells containing at least two nodes closer than $(2 + \Delta)r(n)$ respectively[1], and cells, which simultaneously transmit, should not be the interference units with each other. Therefore, the squares signed with stars, whose distances are at least T squares from each other, are permitted to transmit at the same time, where $T \geq (2 + \Delta)/C_1$.

Since the selection of the destination node affects the capacity of a fractal wireless network as well, in this paper, the destination node is chosen in two different ways. In the first case, the destination node is selected according to the uniform distribution $\frac{1}{q}$. That is to say, the source node communicates with one of its direct social contacts randomly, and all the contacts have the same opportunities to communicate with the source node. In another case, it is considered to be reasonable that the destination node is selected according to the power-law distribution $d^{-\beta}$ [9], where d refers to the distance between the source node and the destination node, and β indicates that the source node communicates with different nodes with different preferences[7]. In other words, the direct social contacts closer to the source node have more opportunities to communicate with it. On the other hand, it is noteworthy that β is closely related with the configuration of the fractal wireless networks. Accordingly, the parameter β can be noted as $\beta = \beta(\gamma, \epsilon)$, which indicates that β is a function of the degree distribution exponent γ and the correlation exponent ϵ .

The routing scheme in the space domain is pretty simple. When the source node is about to send a data packet, it chooses one node from its neighbor squares closest to the destination node to relay the packet. The packet eventually reaches the destination node after multiple hops. The red line with arrows denotes one possible routing path in Fig. 2. All the squares in red have the same hops x from the source node and the total number of them is $4x$. The radius of the two dotted-line circles are used as the distances between the nodes in red squares and

the source node instead of their real distances.

Definition 1. The elementary symmetric polynomial $\sigma_{p,N}(Q)$, $1 \leq p \leq N$ [10] of variables $Q = (q_1, q_2, \dots, q_N)$ is noted as

$$\begin{aligned} \sigma_{p,N}(Q) &= \sigma_{p,N}(q_1, q_2, \dots, q_N) \\ &= \sum_{1 \leq i_1 \leq i_2 \leq \dots \leq i_p \leq N} q_{i_1} q_{i_2} \dots q_{i_p}. \end{aligned}$$

Definition 2. The elementary symmetric polynomial $\bar{\sigma}_{p,N-1}^k(Q)$, $1 \leq p \leq N-1$ of variables $Q = (q_1, q_2, \dots, q_N)$ except q_k is noted as

$$\bar{\sigma}_{p,N-1}^k(Q) = \sigma_{p,N-1}(q_1, q_2, \dots, q_{k-1}, \dots, q_{k+1}, \dots, q_N).$$

Lemma 1. Let the set $Q = \{q_1, q_2, \dots, q_N\}$ contains $N \geq 2$ non-negative real numbers. If q is finite, then we have [7]

$$\frac{\sigma_{1,N}(Q)\sigma_{q,N}(Q)}{(q+1)\sigma_{q+1,N}(Q)} = \Theta\left(\frac{N}{N-q}\right).$$

III. THE UPPER BOUND OF THE CAPACITY

In this section, we will follow the aforementioned properties of fractal wireless networks and try to clarify the specific derivation procedure of the maximum capacity with direct social interactions. In addition, we also study the impact of a particular destination selection rule on the maximum achievable throughput by taking account of two different cases, which include uniformly and power-law distributed destinations.

A. The Case of Uniformly Distributed Destinations

In the first case, we take the uniform distribution of the destination node into consideration. In other words, we assume that the source node selects one of its direct social contacts as the destination node randomly, so each contact node has the same possibility to communicate with the source node. In this situation, we give the result of the maximum capacity in Theorem 1 and proof it subsequently.

Theorem 1. For a fractal wireless network with n nodes satisfying the conditions below: 1) the direct social contacts are selected according to the joint probability distribution $P(k_1, k_2) = \frac{k_1^{-(\gamma-1)} k_2^{-\epsilon}}{M_{\gamma, \epsilon}}$; 2) the degree of each node follows the power-law degree distribution $P(k) = \frac{k^{-\gamma}}{\sum_{k=1}^n k^{-\gamma}}$; 3) the destination node is chosen by the uniform distribution $P(v_t = v_k | v_k \in \mathbf{C}) = \frac{1}{q}$. Then the maximum capacity λ_{max} of the fractal wireless network with direct social interactions is

$$\lambda_{max} = \Theta\left(\frac{1}{\sqrt{n \cdot \log n}}\right).$$

In order to get the result in Theorem 1, we first present the relationship between the capacity and the average number of hops $E[X]$, so we can solve the problem by finding out $E[X]$. Secondly, we give the expression of $E[X]$. Thirdly, We divide $E[X]$ into two separate cases E_1 and E_2 with a boundary q_0 , which indicates a relatively large degree. E_1 is the average number of hops when $q \leq q_0$, where the degree q of the source node is a finite integer, meanwhile E_2 is the average number of hops when $q > q_0$, where q is considered to be infinite. After E_1 and E_2 are obtained respectively, the capacity derivation

is achieved by backtracking. Next, we will follow the proof sketch above, and then have the following lemmas.

Lemma 2. Assume that λ is the data rate for every node, X is the number of hops from the the source node to the destination node. $E[X]$ denotes the expectation of X for any transmission between a pair of source and destination nodes. W is the bandwidth assigned to the whole network. Then we have

$$\lambda \leq \lambda_{max} = \Theta\left(\frac{1}{\log n \cdot E[X]}\right). \quad (1)$$

Proof: The total traffic which the network has to deal with is $n\lambda E[X]$ while the network can handle $\frac{W}{T^2 C_1^2 r(n)^2}$ simultaneously. So the inequality $n\lambda E[X] \leq \frac{W}{T^2 C_1^2 r(n)^2}$ must be satisfied.

Recalling that the order of $r(n)$ is $\Theta\left(\sqrt{\frac{\log n}{n}}\right)$ in Section II, then we can get Eq. (1). ■

Lemma 3. Let the source node v_i locate in the central square whose degree is q , where $q = 1, 2, \dots, n$. v_k denotes the destination node whose degree is q_k . The variables q_1, q_2, \dots, q_N in $Q = (q_1^{-\epsilon}, q_2^{-\epsilon}, \dots, q_N^{-\epsilon})$ denote the degrees of N potential direct social contacts whose degrees are smaller than q . Then the average number of hops can be given as

$$E[X] = \sum_{q=1}^n \frac{q^{-\gamma}}{\sum_{b=1}^n b^{-\gamma}} \cdot \sum_{x=1}^{\frac{1}{r(n)}} x \sum_{l=1}^{4x} \sum_{v_k \in s_l} \frac{q_k^{-\epsilon} \bar{\sigma}_{q-1, N-1}^k(Q)}{q \cdot \sigma_{q,N}(Q)}. \quad (2)$$

Proof: Let $P(k = q)$ denote the probability when the degree of the source node is q , while $E[X|\text{source } v_i, k = q]$ is the average number of hops under the condition that the source node v_i has q direct social contacts, then $E[X]$ can be written as

$$E[X] = \sum_{q=1}^n P(k = q) E[X|\text{source } v_i, k = q]. \quad (3)$$

Let $P(X = x)$ denote the probability of x hops ranging from 1 to $1/r(n)$. The event $X = x$ is true if and only if v_k locates in the red squares $s_l (l = 1, 2, \dots, 4x)$ and it is selected as the destination node v_t . Therefore, $E[X|\text{source } v_i, k = q]$ can be expanded as

$$\begin{aligned} E[X|\text{source } v_i, k = q] &= \sum_{x=1}^{\frac{1}{r(n)}} x \cdot P(X = x) \\ &= \sum_{x=1}^{\frac{1}{r(n)}} x \cdot \sum_{l=1}^{4x} \sum_{v_k \in s_l} P(v_t = v_k). \end{aligned} \quad (4)$$

Let \mathbf{C} be the set of all direct social contacts. $v_t = v_k$ implies that v_k is chosen as the destination node v_t after it is selected as a direct social contact. In other words,

$$P(v_t = v_k) = P(v_k \in \mathbf{C}) \cdot P(v_t = v_k | v_k \in \mathbf{C}). \quad (5)$$

The set $\{v_{i_1}, v_{i_2}, \dots, v_{i_q}\}$ contains q direct social contacts of the source node. Taking all possible combinations of nodes into consideration, the probability that the source node has q direct social contacts is

$$\begin{aligned} P(|\mathbf{C}| = q) &= \sum_{1 \leq i_1 \leq i_2 \leq \dots \leq i_q \leq N} P(\mathbf{C} = \{v_{i_1}, v_{i_2}, \dots, v_{i_q}\}) \\ &= \sum_{1 \leq i_1 \leq i_2 \leq \dots \leq i_q \leq N} \frac{(q^{-(\gamma-1)})^q q_1^{-\epsilon} q_2^{-\epsilon} \dots q_{i_q}^{-\epsilon}}{(M_{\gamma, \epsilon})^q}, \end{aligned}$$

where N is the number of nodes whose degrees are less than q and the source node selects direct social contacts only among those nodes. N grows as fast as n because

$$N = N_{<q} = n \cdot \frac{\sum_{b=1}^{q-1} b^{-\gamma}}{\sum_{b=1}^n b^{-\gamma}} = \Theta(n).$$

The probability that the set \mathbf{C} consists of q particular nodes is

$$P(\mathbf{C} = \{v_{i_1}, v_{i_2}, \dots, v_{i_q}\}) = \frac{q_{i_1}^{-\epsilon} q_{i_2}^{-\epsilon} \dots q_{i_q}^{-\epsilon}}{\sum_{1 \leq i_1 \leq \dots \leq i_q \leq N} q_{i_1}^{-\epsilon} q_{i_2}^{-\epsilon} \dots q_{i_q}^{-\epsilon}}.$$

Consequently, we obtain the probability that v_k is selected as a direct social contact and simplify it with the elementary symmetric polynomials in Definition 1 and 2, namely:

$$\begin{aligned} P(v_k \in \mathbf{C}) &= \frac{q_k^{-\epsilon} \sum_{1 \leq i_1 \leq \dots \leq i_{q-1} \leq N} q_{i_1}^{-\epsilon} q_{i_2}^{-\epsilon} \dots q_{i_{q-1}}^{-\epsilon}}{\sum_{1 \leq i_1 \leq \dots \leq i_q \leq N} q_{i_1}^{-\epsilon} q_{i_2}^{-\epsilon} \dots q_{i_q}^{-\epsilon}} \\ &= \frac{q_k^{-\epsilon} \sigma_{q-1, N-1}^{\bar{k}}(\mathcal{Q})}{\sigma_{q, N}(\mathcal{Q})}. \end{aligned} \quad (6)$$

Then we have the complete expression of Eq. (2) after expanding Eq. (3) with Eq. (4) - Eq. (6). ■

Lemma 4. When the degree of the source node is not greater than q_0 , i.e. $q \leq q_0$, the average number of hops E_1 is

$$E_1 = \Theta\left(r(n)^{-1}\right). \quad (7)$$

Proof: According to the meaning of E_1 , it should be given as

$$E_1 = \sum_{q=1}^{q_0} \frac{q^{-\gamma}}{\sum_{b=1}^n b^{-\gamma}} \cdot \sum_{x=1}^{\frac{1}{r(n)}} x \sum_{l=1}^{4x} \sum_{v_k \in S_l} \frac{q_k^{-\epsilon} \sigma_{q-1, N-1}^{\bar{k}}(\mathcal{Q})}{q \cdot \sigma_{q, N}(\mathcal{Q})}. \quad (8)$$

All situations of selecting $q-1$ nodes from \mathbf{C} can be parted into two categories according to the condition whether v_k is chosen. If it is chosen, we have to select the other $q-2$ nodes from \mathbf{C} except v_k . Otherwise we select the other $q-1$ nodes in \mathbf{C} except v_k , that is to say,

$$\begin{aligned} \sigma_{q-1, N-1}^{\bar{k}}(\mathcal{Q}) &= \sigma_{q-1, N}(\mathcal{Q}) - q_k^{-\epsilon} \sigma_{q-2, N-1}^{\bar{k}}(\mathcal{Q}) \\ &= \sigma_{q-1, N}(\mathcal{Q}) - q_k^{-\epsilon} (\sigma_{q-2, N}(\mathcal{Q}) - q_k^{-\epsilon} \sigma_{q-3, N-1}^{\bar{k}}(\mathcal{Q})). \end{aligned}$$

Since every term in the equation above is positive, then we have

$$\sigma_{q-1, N}(\mathcal{Q}) - q_k^{-\epsilon} \sigma_{q-2, N}(\mathcal{Q}) < \sigma_{q-1, N-1}^{\bar{k}}(\mathcal{Q}) < \sigma_{q-1, N}(\mathcal{Q}). \quad (9)$$

A transformation of the Lemma 1 suggests that

$$\frac{\sigma_{1, N}(\mathcal{Q}) \sigma_{q-1, N}(\mathcal{Q})}{q \cdot \sigma_{q, N}(\mathcal{Q})} = \Theta\left(\frac{N}{N-q+1}\right) = \Theta(1). \quad (10)$$

Moreover, the probability that the degree of the source node is not greater than q_0 is

$$P(q \leq q_0) = \sum_{q=1}^{q_0} \frac{q^{-\gamma}}{\sum_{b=1}^n b^{-\gamma}} = \Theta(1). \quad (11)$$

Therefore, we get the upper bound of E_1 according to Eq. (8) - Eq. (11).

$$\begin{aligned} E_1 &< \sum_{x=1}^{\frac{1}{r(n)}} x \sum_{l=1}^{4x} \sum_{v_k \in S_l} \frac{q_k^{-\epsilon} \sigma_{q-1, N}(\mathcal{Q})}{q \cdot \sigma_{q, N}(\mathcal{Q})} \\ &\equiv \frac{q_k^{-\epsilon}}{q \cdot \sigma_{1, N}(\mathcal{Q})} \sum_{x=1}^{\frac{1}{r(n)}} x \sum_{l=1}^{4x} \sum_{v_k \in S_l} 1. \end{aligned} \quad (12)$$

where the symbol \equiv indicates the same order of magnitude on the two sides of an equation.

All the n nodes are distributed uniformly in the unit area, and the side length of each square is $C_1 r(n)$, so the summation term in Eq. (12) can be solved as

$$\begin{aligned} &\sum_{x=1}^{\frac{1}{r(n)}} x \sum_{l=1}^{4x} \sum_{v_k \in S_l} 1 \\ &\equiv \sum_{x=1}^{\frac{1}{r(n)}} x \cdot 4x \cdot C_1^2 r^2(n) \cdot n \cdot 1 \\ &\equiv n \cdot r(n)^2 \sum_{x=1}^{\frac{1}{r(n)}} x^2 \\ &\equiv \Theta\left(n \cdot r(n)^{-1}\right). \end{aligned} \quad (13)$$

The $q_k^{-\epsilon}$ term in Eq. (12) can be replaced with its mean in the upper bound for convenience,

$$E[q_k^{-\epsilon}] = \sum_{b=1}^{q-1} P(k=b) \cdot b^{-\epsilon} = \frac{\sum_{b=1}^{q-1} b^{-(\gamma+\epsilon)}}{\sum_{b=1}^n b^{-\gamma}} \equiv \Theta(1). \quad (14)$$

On the other hand,

$$\sigma_{1, N}(\mathcal{Q}) = \sum_{j=1}^N q_j^{-\epsilon} \equiv N \cdot \int_1^{q-1} u^{-\epsilon} \frac{u^{-\gamma}}{\sum_{b=1}^n b^{-\gamma}} du \equiv \Theta(n), \quad (15)$$

By combining Eq. (13) - Eq. (15) together, we have the upper bound of E_1 , that is

$$E_1 = O\left(r(n)^{-1}\right). \quad (16)$$

Similarly, the lower bound of E_1 is

$$\begin{aligned} E_1 &> \sum_{x=1}^{\frac{1}{r(n)}} x \sum_{l=1}^{4x} \sum_{v_k \in S_l} \frac{q_k^{-\epsilon} \sigma_{q-1, N}(\mathcal{Q}) - q_k^{-2\epsilon} \sigma_{q-2, N}(\mathcal{Q})}{q \cdot \sigma_{q, N}(\mathcal{Q})} \\ &= \text{upper bound} - \sum_{x=1}^{\frac{1}{r(n)}} x \sum_{l=1}^{4x} \sum_{v_k \in S_l} \frac{q_k^{-2\epsilon} \sigma_{q-2, N}(\mathcal{Q})}{q \cdot \sigma_{q, N}(\mathcal{Q})}. \end{aligned}$$

It turns out that the second term in the lower bound is

$$\sum_{x=1}^{\frac{1}{r(n)}} x \sum_{l=1}^{4x} \sum_{v_k \in S_l} \frac{q_k^{-2\epsilon} \sigma_{q-2, N}(\mathcal{Q})}{q \cdot \sigma_{q, N}(\mathcal{Q})} \equiv \Theta\left(n^{-1} \cdot r(n)^{-1}\right). \quad (17)$$

The order in Eq. (17) is negligible compared with the upper bound in Eq. (16), so the order of E_1 is solved. ■

Lemma 5. When the degree of the source node is greater than q_0 , i.e. $q > q_0$, the average number of hops E_2 is

$$E_2 = \Theta\left(r(n)^{-1}\right). \quad (18)$$

Proof: Similar to the case E_1 , E_2 is given as

$$E_2 = \sum_{q=q_0+1}^n \frac{q^{-\gamma}}{\sum_{b=1}^n b^{-\gamma}} \cdot \sum_{x=1}^{\frac{1}{r(n)}} x \sum_{l=1}^{4x} \sum_{v_k \in S_l} \frac{q_k^{-\epsilon} \sigma_{q-1, N-1}^{\bar{k}}(\mathcal{Q})}{q \cdot \sigma_{q, N}(\mathcal{Q})}. \quad (19)$$

Since N is large enough and the degrees of q direct social contacts are independent and identically distributed, the law

of large numbers can work here. Let $X_{i_j} = q_{i_j}^{-\epsilon}$, $Y_{i_j} = \log X_{i_j}$ and \bar{Y} denotes the mean of Y_{i_j} , then we have

$$\begin{aligned} \frac{q_k^{-\epsilon} \sigma_{q-1, N-1}^{\bar{k}}(Q)}{q \cdot \sigma_{q, N}(Q)} &\equiv \frac{\sum_{1 \leq i_1 \leq \dots \leq i_q \leq N, \exists m, i_m = k} \prod_{j=1}^q X_{i_j}}{q \cdot \sum_{1 \leq i_1 \leq \dots \leq i_q \leq N} \prod_{j=1}^q X_{i_j}} \\ &\equiv \frac{\sum_{1 \leq i_1 \leq \dots \leq i_q \leq N, \exists m, i_m = k} \exp(\sum_{j=1}^q Y_{i_j})}{q \cdot \sum_{1 \leq i_1 \leq \dots \leq i_q \leq N} \exp(\sum_{j=1}^q Y_{i_j})} \\ &\equiv \frac{\sum_{1 \leq i_1 \leq \dots \leq i_q \leq N, \exists m, i_m = k} \exp(q \bar{Y})}{q \cdot \sum_{1 \leq i_1 \leq \dots \leq i_q \leq N} \exp(q \bar{Y})} \\ &\equiv \frac{\binom{N-1}{q-1}}{q \cdot \binom{N}{q}} = \frac{1}{N} = \Theta(n^{-1}). \end{aligned} \quad (20)$$

Besides, the probability that the degree of the source node is greater than q_0 is

$$P(q > q_0) = \sum_{q=q_0+1}^n \frac{q^{-\gamma}}{\sum_{b=1}^n b^{-\gamma}} = \Theta(1). \quad (21)$$

Then Eq. (19) can be simplified by Eq. (20) - Eq. (21), namely:

$$E_2 \equiv \sum_{x=1}^{\frac{1}{r(n)}} x \sum_{l=1}^{4x} \sum_{v_k \in s_l} \frac{1}{n} \equiv \Theta\left(r(n)^{-1}\right). \quad (22)$$

Therefore, the order of E_2 is obtained. ■

Now we can prove Theorem 1, from Lemma 4 and Lemma 5, we have

$$E[X] = E_1 + E_2 = \Theta\left(r(n)^{-1}\right). \quad (23)$$

Together with Lemma 2, we can obtain the results in Theorem 1. ■

B. The Case of Power-law Distributed Destinations

In the second case, we assume that the probability that the source node communicates with one of its direct social contacts is proportional to $d^{-\beta}$, where d refers to the distance between the source node and the destination node, and β indicates that the closer social contacts have more opportunities to communicate with the source node. Different from the case of uniformly distributed destinations, fractal wireless networks achieve another maximum throughput in this situation, which is clarified in Theorem 2 and proved in the remainder of the subsection.

Theorem 2. For a fractal wireless network with n nodes satisfying the conditions below: 1) the direct social contacts are selected according to the joint probability distribution $P(k_1, k_2) = \frac{k_1^{-(\gamma-1)} k_2^{-\epsilon}}{M_{\gamma, \epsilon}}$; 2) the degree of each node follows the power-law degree distribution $P(k) = \frac{k^{-\gamma}}{\sum_{k=1}^n k^{-\gamma}}$; 3) the destination node is chosen by the power-law distribution $P(v_t = v_k | v_k \in \mathbf{C}) = \frac{d^{-\beta}}{\sum_{j=1}^q d_j^{-\beta}}$. Then the maximum capacity

λ_{max} of the fractal wireless network with direct social interactions is

$$\lambda_{max} = \begin{cases} \Theta\left(\frac{1}{\sqrt{n \cdot \log n}}\right), & 0 \leq \beta(\gamma, \epsilon) \leq 2; \\ \Theta\left(\frac{1}{\sqrt{n^{3-\beta} \cdot \log n^{\beta-1}}}\right), & 2 < \beta(\gamma, \epsilon) \leq 3; \\ \Theta\left(\frac{1}{\log n}\right), & \beta(\gamma, \epsilon) > 3. \end{cases}$$

Proof: The proof of Theorem 2 is pretty similar to Theorem 1, so we just give some key lemmas in the derivation procedure.

Lemma 6. Let the source node v_i locate in the central square whose degree is q , where $q = 1, 2, \dots, n$. v_k denotes the destination node whose degree is q_k and its distance from the source node is d_k . The variables q_1, q_2, \dots, q_N in $Q = (q_1^{-\epsilon}, q_2^{-\epsilon}, \dots, q_N^{-\epsilon})$ denote the degrees of N potential direct social contacts whose degrees are smaller than q . Let $D = (d_1^{-\beta}, d_2^{-\beta}, \dots, d_q^{-\beta})$, and d_j ($1 \leq j \leq q$) in D denotes the distance between the j th social contact and the source node. Then the average number of hops can be given as

$$E[X] = \sum_{q=1}^n \frac{q^{-\gamma}}{\sum_{b=1}^n b^{-\gamma}} \cdot \sum_{x=1}^{\frac{1}{r(n)}} x \sum_{l=1}^{4x} \sum_{v_k \in s_l} \frac{q_k^{-\epsilon} \sigma_{q-1, N-1}^{\bar{k}}(Q)}{\sigma_{q, N}(Q)} \cdot \frac{d_k^{-\beta}}{\sigma_{1, q}(D)}. \quad (24)$$

Lemma 7. When the degree of the source node is not greater than q_0 , i.e. $q \leq q_0$, the average number of hops E_1 is

$$E_1 = \begin{cases} \Theta\left(r(n)^{-1}\right), & 0 \leq \beta \leq 2; \\ \Theta\left(r(n)^{\beta-3}\right), & 2 < \beta \leq 3; \\ \Theta(1), & \beta > 3. \end{cases} \quad (25)$$

Lemma 8. When the degree of the source node is greater than q_0 , i.e. $q > q_0$, the average number of hops E_2 is

$$E_2 = \begin{cases} \Theta\left(r(n)^{-1}\right), & 0 \leq \beta \leq 2; \\ \Theta\left(r(n)^{\beta-3}\right), & 2 < \beta \leq 3; \\ \Theta(1), & \beta > 3. \end{cases} \quad (26)$$

Combined with Lemma 2, we can obtain the result in Theorem 2. ■

IV. DISCUSSIONS

After mathematically obtaining the maximum achievable capacity in Section III, we display the results in an intuitive way. Fig. 3 illustrates the simulation diagrams of the maximum capacity in two different cases.

By Theorem 2, we find that the capacity varies for different values of β . When β has a relatively small value, there is no obvious increase in the throughput compared with the classical result achieved by Kumar in [1]. Particularly, when $\beta = 0$, the situation is reduced to the one with uniformly distributed destinations as stated in Section 3.1. As β increases to $2 \sim 3$, the throughput leads to an exponential growth. After it exceeds 3, the throughput reaches up to $\Theta\left(\frac{1}{\log n}\right)$, which

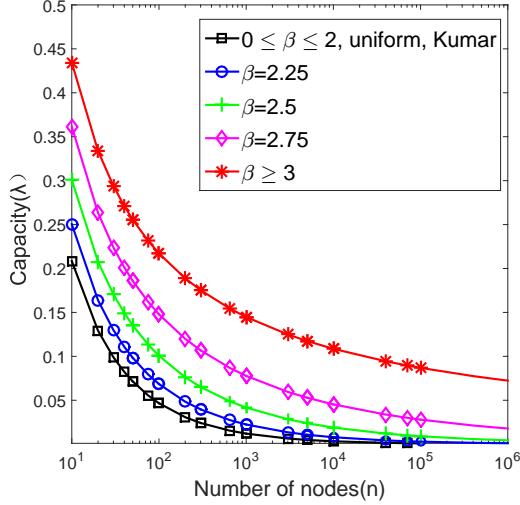


Fig. 3. The maximum capacity in Theorem 1 with different values of β .

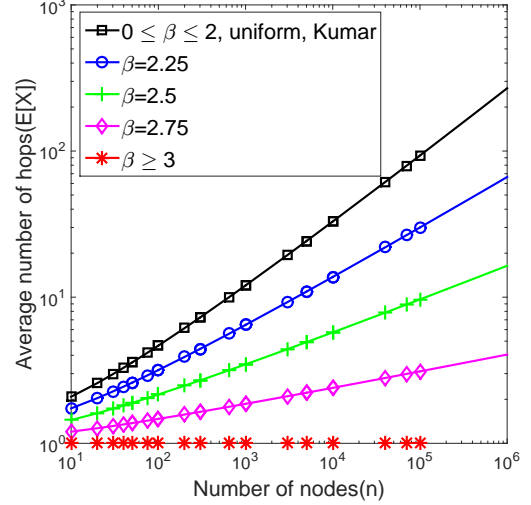


Fig. 4. The average number of hops with different values of β .

exhibits remarkable improvement compared with $\Theta\left(\frac{1}{\sqrt{n \log n}}\right)$ in [1]. This increase can be explained by the reduction in the average number of hops for each transmission between the source node and the destination node, which is depicted in Fig. 4.

As shown in Fig. 4, when β varies between 0 and 2, the average number of hops does not decrease distinctly compared with the case where the destination nodes are chosen uniformly. When β exceeds 2, the source node prefers to communicate with the closer direct social contacts, which leads to the exponentially growth of the maximum throughput. When β is greater than 3, only $\Theta(1)$ average hops are taken for each transmission, which raises the maximum capacity up to $\Theta\left(\frac{1}{\log n}\right)$ finally.

V. CONCLUSION AND FUTURE WORKS

In this paper, we study the capacity of fractal wireless networks with direct social interactions. It has been proved that if the source node communicates with one of its direct social contacts randomly, the maximum capacity in Theorem 1 corresponds with the classical result $\Theta\left(\frac{1}{\sqrt{n \log n}}\right)$ achieved by Kumar [1]. On the other hand, if the two nodes with distance d communicate according to the probability $d^{-\beta}$, the maximum

capacity in Theorem 2 is

$$\lambda_{\max} = \begin{cases} \Theta\left(\frac{1}{\sqrt{n \cdot \log n}}\right), & 0 \leq \beta(\gamma, \epsilon) \leq 2; \\ \Theta\left(\frac{1}{\sqrt{n^{3-\beta} \cdot \log n^{\beta-1}}}\right), & 2 < \beta(\gamma, \epsilon) \leq 3; \\ \Theta\left(\frac{1}{\log n}\right), & \beta(\gamma, \epsilon) > 3. \end{cases}$$

We notice that β has a straight-forward effect on the maximum capacity of fractal wireless networks with direct social interactions. Besides, as β might be influenced by the properties of fractal wireless networks, the maximum capacity is related to the degree distribution exponent γ and the correlation exponent ϵ . Although they are not included in the results explicitly, it is reasonable that they have influence on the capacity of the fractal wireless networks. In other words, the degree distribution exponent γ and the correlation exponent ϵ would determine the maximum throughput to some extent.

What is the explicit relationship between β and the parameters γ and ϵ ? How do β and ϵ shape the final capacity? We leave all these open issues in the future works.

REFERENCES

- [1] P. Gupta and P. R. Kumar, "The capacity of wireless networks," *IEEE Trans. Inf. Theory*, vol. 46, no. 2, pp. 388-404, 2000.

- [2] C. Yuan, Z. Zhao, R. Li, M. Li, and H. Zhang, "The emergence of scaling law, fractal patterns and Small-World in wireless networks," *IEEE Access*, March 2017.
- [3] X. Ge, Y. Qiu, J. Chen, M. Huang, H. Xu, J. Xu, W. Zhang, Y. Yang, Cheng-Xiang Wang, and J. Thompson, "Wireless fractal cellular networks," *IEEE Wireless Comm.*, pp. 110-119, Oct. 2016.
- [4] L. K. Gallos, C. Song, and H. A. Makse, "Scaling of degree correlations and its influence on diffusion in scale-free networks." *Phys. Rev. Lett.*, vol. 100, no. 24, p. 248–701, 2008.
- [5] B. Azimdoost and H. R. Sadjadpour, "Capacity of scale free wireless networks," in *Proc. IEEE*, 2012.
- [6] M. K. Kiskani, H. Sadjadpour, and M. Guizani, "Social interaction increases capacity of wireless networks," in *Proc. IWCMC*, 2013.
- [7] M. Karimzadeh Kiskani, B. Azimdoost, and H. R. Sadjadpour, "Effect of social groups on the capacity of wireless networks," *IEEE Trans. Wireless Commun.*, vol. 15, no. 1, pp. 3-13, Jan. 2016.
- [8] C. Song, S. Havlin, and H. A. Makse, "Origins of fractality in the growth of complex networks," *Nature Phys.*, vol. 2, no. 4, pp. 275-281, 2006.
- [9] B. Latane and A. Others, "Distance matters: Physical space and social impact," *Pers. Soc. Psychol. Bull.*, vol. 21, no. 8, pp. 795-805, 1995.
- [10] Todor P. Mitev, "New inequalities between elementary symmetric polynomials," *J. Inequalities Pure Applied Mathematics*, vol. 4, no. 2, 2003.