

Coherence for braided and symmetric pseudomonoids

Dominic Verdon

February 9, 2022

Abstract

Presentations for unbraided, braided and symmetric pseudomonoids are defined. Biequivalences characterising the semistrict bicategories generated by these presentations are proven. It is shown that these biequivalences categorify results in the theory of monoids and commutative monoids, and are generalisations of standard coherence theorems for braided and symmetric monoidal categories.

1 Introduction

1.1 The results of this paper

Unbraided, braided and symmetric pseudomonoids are categorifications of non-commutative and commutative monoids obtained by replacing equalities by coherent isomorphisms. In **Cat**, such structures are exactly monoidal, braided monoidal and symmetric monoidal categories. Pseudomonoids are more general, however, as they can be defined in any monoidal bicategory.

It is natural to ask whether the coherence theorem for monoidal categories extends to pseudomonoids in any monoidal bicategory. This question was answered in the affirmative by Lack, who generalised MacLane’s coherence theorem to pseudomonoids in a semistrict monoidal bicategory [22]. This can be extended to pseudomonoids in fully weak monoidal bicategories using standard strictification results [14].

The corresponding results for braided and symmetric pseudomonoids do not follow from Lack’s proof, since braided and symmetric pseudomonoids can only be defined in bicategories with braided structure [24]. A generalisation of coherence for braided and symmetric pseudomonoids is important for, among other things, higher representation theory, where the braided and symmetric pseudomonoids under consideration do not inhabit **Cat** but rather the symmetric monoidal bicategory of 2-vector spaces, **2Vect** [26].

In this work we use the well-developed theory of semistrict braided [3, 9, 18, 21] and symmetric [19, 28] monoidal bicategories, as well as the graphical calculus for semistrict presented monoidal bicategories implemented in the proof assistant *Globular* [5], to ‘categorify’ the theory of monoids and commutative monoids in unbraided, braided and symmetric monoidal categories. For pseudomonoids in symmetric monoidal bicategories these results are exactly the sought-for generalisations of MacLane’s coherence theorems.

Ambient category	Monoid signature	
	Non-commutative	Commutative
Unbraided (PRO)	Δ	N/A
Braided (PROB)	$B\Delta$	$B\Delta/\sim$
Symmetric (PROP)	$S\Delta$	$(S\Delta/\sim) = \mathbf{FS}$

Table 1: Known results from the theory of monoids.

Ambient bicategory	Pseudomonoid signature		
	Unbraided	Braided	Symmetric
Unbraided	$G(\mathcal{P}) \simeq (\Delta)^e$	N/A	N/A
Braided	$G^{br}(\mathcal{P}) \simeq (B\Delta)^e$	$G^{br}(\mathcal{P}^{br}) \simeq (B\Delta/\sim)^e$	N/A
Sylleptic	$G^{syl}(\mathcal{P}) \simeq ?$	$G^{syl}(\mathcal{P}^{br}) \simeq ?$	$G^{syl}(\mathcal{P}^{sym}) \simeq ?$
Symmetric	$G^{sym}(\mathcal{P}) \simeq (S\Delta)^e$	$G^{sym}(\mathcal{P}^{br}) \simeq (\mathbf{FS})^{br}$	$G^{sym}(\mathcal{P}^{sym}) \simeq (\mathbf{FS})^e$

Table 2: Results of this work.

In Tables 1 and 2 known results from the theory of monoids are shown alongside the results of this work for comparison. The various categories and constructions in the tables will be defined later in this work.

Although our proofs apply only to semistrict Gray monoids, the results for semistrict unbraided and symmetric Gray monoids extend to braided and symmetric pseudomonoids in fully weak unbraided and symmetric monoidal bicategories by preexisting strictification results [17, 28]. The result for braided pseudomonoids in a semistrict braided monoidal bicategory should also extend to fully weak braided monoidal bicategories, provided Bar and Vicary’s recent definition of semistrict 4-categories is sufficiently general [5]. Our results do not cover pseudomonoids in sylleptic monoidal bicategories, for which no coherence theorem is currently known; however, as we explain in Section 2.2, our rewriting techniques should be applicable when a coherence theorem is found.

This generalisation is a first step towards coherence theorems for other higher algebraic structures in braided and symmetric monoidal bicategories, such as pseudobialgebras and pseudo-Hopf algebras, which have direct applications in higher representation theory and (3+1)-dimensional TQFT [2]. We also hope that our proof technique will be useful for further work in higher algebra in semistrict braided monoidal bicategories. In particular, we introduce a number of novel techniques inspired by the graphical calculus. These include a useful normal form for 1-cells, which we use, in the special case of semistrict braided monoidal bicategories, to extend the coherence results of Gurski [18] and of Gurski and Osorno [19] to presented categories with generating 1-cells which are many-to-one rather than just one-to-one.

1.2 Previous work

Our proof uses higher dimensional graphical rewriting. There has been much work on higher dimensional rewriting using polygraphs, and a powerful theory has been developed [16, 23, 25]; this theory has been used to rederive coherence results for braided and symmetric monoidal categories [1, 15]. Unfortunately, one disadvantage of the polygraphic

theory is that it is effective only when dealing with algebraic theories in strict higher categories; we have therefore been forced to adopt a more *ad hoc* approach in this work.

The definition of semistrict braided monoidal bicategories was worked out over time by a number of authors [3, 9, 21]; they have also been studied in low dimensional topology, where certain braided monoidal bicategories describe the theory of knotted surfaces in four dimensional space [8]. Gurski used this connection to topology to prove a coherence theorem, which we use in this paper [18]. Recently, a definition of semistrict 4-categories has been proposed by Bar and Vicary [5]; if this definition is indeed semistrict, it implies another axiom for semistrict braided monoidal bicategories which has not been previously considered, as well as triviality of some coherence data. This additional strictness is essential to our proof of coherence in braided non-symmetric monoidal bicategories; a generalisation of our result to the fully weak braided setting therefore depends on a proof that Bar and Vicary’s definition is semistrict.

Semistrict symmetric monoidal bicategories are braided monoidal bicategories with an additional generating morphism and equality. A coherence theorem for symmetric monoidal 2-categories was proved by Gurski and Osorno [19]; a stronger coherence theorem was proved by Schommer-Pries [28], who called his strictified symmetric monoidal bicategories *quasistrict*. In this work we do not use Schommer-Pries’ definition in its full strictness, preferring two weaker axioms which are implied by it; because of this our proof holds in both the braided and symmetric monoidal cases, and is very likely to be applicable in the sylleptic monoidal case. By the results of Schommer-Pries, our results for a symmetric ambient bicategory may easily be extended to the fully weak setting.

Higher algebraic structures in semistrict monoidal bicategories have been studied by other authors [24, 26]; a primary motivation is the relationship between categorified representation theory and topology [2]. However, progress has been limited by the difficulty of working in the higher algebraic setting. Schommer-Pries’ recent coherence result has already allowed significant higher algebraic results to be obtained in symmetric monoidal bicategories [6]; it is to be hoped that our graphical rewriting approach will also prove useful for work in further work in higher algebra in braided and sylleptic monoidal bicategories.

In this work we have used *Globular* [4], a graphical proof assistant for semistrict computadic higher category theory which, among other things, implements Bar and Vicary’s definition of semistrict 4-categories. This tool allows one to easily view and manipulate higher compositions, and has already been used to prove a coherence result for Frobenius pseudomonoids in an unbraided monoidal bicategory [13].

1.3 Outline of the paper

In this work we use the now-standard notion of semistrictness for monoidal bicategories: a once-degenerate Gray category, or *Gray monoid* [11]. All the Gray monoids in this paper are *presented*; that is, generated in a computadic fashion from a finite number of generating n -cells and equalities. In Section 2.1 we provide an informal introduction to the graphical calculus for a presented Gray monoid, list its structural equalities, and introduce the basic vocabulary we will use throughout this work.

In Section 2.2 we motivate and list our axioms for braided and symmetric Gray monoids. In particular, we introduce the axiom CYC for braided Gray monoids and

the axiom PTSYL for sylleptic Gray monoids. Our definition of a semistrict symmetric Gray monoid is slightly weaker than the quasistrict definition of Schommer-Pries [28], and our definition of a semistrict braided Gray monoid is slightly stricter than previous definitions; we motivate this in Section 2.2.

In Section 2.3 we develop techniques for working in presented braided and symmetric Gray monoids. We recall existing coherence results in this special case. We introduce a useful normal form for 1-cells in braided and symmetric Gray monoids, and exhibit a sequence of rewrites to put any 1-cell into this normal form. We then use this normal form to extend the aforementioned coherence results to a larger class of presented braided and symmetric Gray monoids. This extension will be used in the proof of our main theorem.

In Section 2.4, we define signatures for unbraided, braided and symmetric pseudomonoids.

In Section 2.5, we review the results from the theory of monoids which we will categorify in the next section.

In Section 3 we state our coherence results. We define various categorifications of the structures in Section 2.5, along with maps from these categorifications to the Gray monoids generated from the pseudomonoid signatures. We begin to show that these maps are biequivalences; in particular, we demonstrate that they are essentially surjective on objects and 1-morphisms, and faithful on 2-morphisms. We also show how these biequivalences imply MacLane’s coherence theorems for braided and symmetric monoidal categories.

In Sections 4 and 5 we show that the maps defined in Section 3 are functorial and full on 2-morphisms, completing the proof of the main theorem.

1.4 Globular workspace

For the reader’s convenience we have encoded certain graphical proofs from this paper into a *Globular* workspace, which may be found at <http://globular.science/1705.001>.

1.5 Acknowledgements

The author would like to thank Jamie Vicary for useful discussions, and Krzysztof Bar for his support with *Globular*.

2 Background

2.1 Gray monoids

The Gray monoids we work with will be constructed from a set of generating cells and equalities. We will not concern ourselves with the technical details here, as they have been considered elsewhere [5, 20, 28], but will rather provide an informal introduction using the approach of Bar and Vicary [5].

Definition 2.1 (Signature). The *signature* of a Gray monoid consists of the following data.

- A set of 0-cells C_0 .

- A set of 1-cells C_1 , each with defined source and target objects $s(c)$ and $t(c)$, which are ordered lists of generating 0-cells.
- A set of 2-cells C_2 , each with defined source and target $s(c)$ and $t(c)$, which are ordered string diagrams (see Definition 2.2) constructed from the 1-cells in C_1 , such that $ss(c) = st(c)$ and $ts(c) = tt(c)$.
- A set E of equalities of 2-morphisms (see Definition 2.6).

In order to define 1-morphisms, we introduce a particular kind of string diagram appropriate to the semistrict setting.

Definition 2.2. An *ordered string diagram* is constructed from generating 1-cells as follows. We consider the generating 1-cells in C_1 as planar tiles. The tile corresponding to a 1-cell $c \in C_1$ contains strings labelled by $s(c)$ which come in from the bottom, meet in a node representing c ; strings labelled by $t(c)$ then leave the node and go to the top of the tile. An example is shown in Figure 1a. The identity 1-cell on an generating

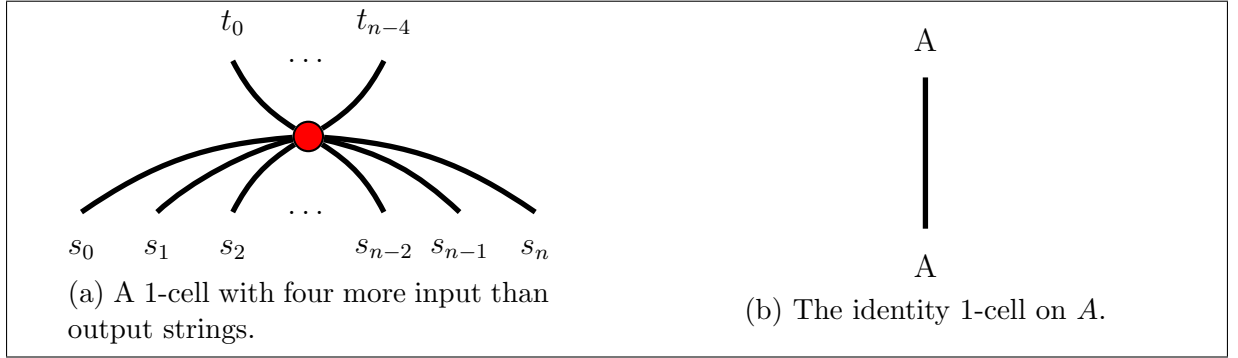


Figure 1

0-cell A contains a single string labelled by A , which proceeds straight upwards with no intermediate node; see Figure 1b. Composites of these tiles are defined inductively as follows:

- Composites may be horizontally composed with composites of the same height provided that, on each row of the composite, there is only one non-identity 1-cell. The source and target of the horizontal composite are obtained by concatenating the sources and the targets of the factors.
- If the target of one composite matches the source of another, they may be vertically composed, with strings identified in the obvious manner.

An ordered string diagram is defined as any composite that can be obtained in this way. Note that two composites related by a planar isotopy which interchanges the heights of two 1-cells are not identified.

Example 2.3. For an example of a signature, see the pseudomonoid signature \mathcal{P} in Definition 2.21.

Definition 2.4 (Isomorphism). We make signatures more concise by saying that a particular 2-cell μ is an *isomorphism*. This means that there is another unmentioned 2-cell μ^{-1} in the signature satisfying the equalities $\mu \circ \mu^{-1} = id_{t(\mu)}$ and $\mu^{-1} \circ \mu = id_{s(\mu)}$. In the pseudomonoid signature \mathcal{P} , for instance, by saying that α is an isomorphism we avoid having to specify the 2-cell α^{-1} and two equalities.

With a signature defined, we now generate the category. First we make the following definition.

Definition 2.5. We say that two generating 1-cells in an ordered string diagram are *connected* if an output 0-cell of one is an input to the other, possibly through intervening 1-cells. In the diagram this corresponds to topological connectedness.

Now we show how to generate a Gray monoid from a signature.

Definition 2.6. The Gray monoid $G(\Sigma)$ generated by a signature Σ is defined as follows.

- Objects are ordered lists of generating 0-cells.
- 1-morphisms are ordered string diagrams constructed from the generating 1-cells.
- 2-morphisms are horizontal compositions (see Table 3) of: generating 2-cells in the signature applied to subregions of 1-morphisms; and additional *interchanger* 2-isomorphisms which swap the heights of unconnected vertically adjacent generating 1-cells in an ordered string diagram.
- Certain 2-morphisms are identified by the equalities in the signature as well as various structural equalities which we will define shortly.

$G(\Sigma)$ is a strict monoidal 2-category with compositional structure shown in Table 3.

Definition 2.7. We call Gray monoids constructed from a signature in this way *presented*.

We now define some vocabulary.

Definition 2.8. Throughout this work we reserve the word *n-cell* for: the prespecified generating *n*-morphisms in the signature; the interchanger 2-isomorphisms which control planar isotopy; and, in braided and symmetric Gray monoids, the *n*-morphisms which instantiate the braided and symmetric structure (see Section 2.2). We call the latter two classes *structural n-cells*, as opposed to the generating 2-cells in the signature, which are *non-structural*.

As stated in Definition 2.6, a generic 2-morphism is a series of applications of 2-cells to subregions of an ordered string diagram. We can therefore consider a 2-morphism as a series of ordered string diagrams related by 2-cells on subregions. We refer to such a series as a *movie*, and to the 1-morphism diagrams in the series as *frames*. We call a continuous subseries of frames a *clip*.

The equalities of 2-morphisms specified in the signature, along with structural equalities, make it possible to alter clips without changing the 2-morphism represented by the movie. We call such changes *rewrites*.

We call a 2-morphism whose source and target are equal a *loop*. We call a sequence of rewrites which take this 2-morphism to the identity a *contraction* of the loop.

<p>Composition of 1-morphisms</p> <p>$(\forall f, g \text{ s.t. } s(g) = t(f))$</p>	
<p>Horizontal composition of 2-morphisms</p>	
<p>Vertical composition of 2-morphisms</p> <p>$(\forall f, g \text{ s.t. } s(g) = t(f))$</p>	
<p>Monoidal product of objects</p>	<p>Concatenation of lists</p>
<p>Monoidal product of 1-morphisms</p>	
<p>Monoidal product of 2-morphisms</p>	

Table 3: The diagrammatic calculus for a Gray monoid.

We now list the structural equalities of a Gray monoid.

Definition 2.9 (Structural equalities of a Gray monoid). 1. *Type I rewrites.* If two 2-cells occur consecutively in the movie, and the sets of 1-cells involved in each have zero intersection, their order may be interchanged. For instance, take the following clip from $G(\mathcal{P})$, in which two associators are applied, the first on the bottom pair of multiplication 1-cells and the second on the top pair. There is a Type I rewrite that switches this clip for an equal one where the associator is applied to the top pair of nodes first, then to the bottom pair.

2. *Type II rewrites.* These rewrites state that the downwards interchanger is the inverse of the upwards interchanger. If a 1-cell is unconnected to the 1-cell directly above it, we may insert an interchanger and its inverse into the movie; likewise, we may remove an interchanger and its inverse when they occur together. Here is an example from $G(\mathcal{P})$:

3. *Type III rewrites.* When one 1-cell interchanges with a series of other 1-cells, adjacent in height, which are then acted on by a 2-cell, the movie may be rewritten so that the 2-cell occurs before the interchangers, as long as the interchanging 1-cell passed by on the same side of all the 1-cells acted on by the 2-cell. For example:

Note, however, the condition that all the 1-cells be on the same side of the interchanging 1-cell need not hold if the 2-cell is itself an interchanger; in this case it is always possible to perform a Type III rewrite, even though the interchanged nodes may be on opposite sides of the output string of the 1-cell.

4. *Inverse-inserts and cancellations.* As with Type II rewrites, when a 2-morphism is an isomorphism, we may insert it together with its inverse whenever a frame contains a subregion with its domain. Likewise, we may cancel a 2-morphism and its inverse whenever they appear together.

Definition 2.10 (Flips). When all the 2-cells featuring in an equality are isomorphisms, the equality still holds if the direction of all 2-cells on both sides of the equality is reversed. We call this the *flip* of the equality.

2.2 Braided and symmetric Gray monoids

Our braided and symmetric Gray monoids will be generated from a signature as in Section 2.1; however, there will be extra structural cells and equalities. We discuss these now.

2.2.1 Braided Gray monoids

The axioms we have chosen for a braided Gray monoid are slightly stricter than in any previous definition [3, 9, 18, 21]. We need this strictness for our proof, and we justify it by the fact that a twice degenerate semistrict 4-category as defined by Bar and Vicary [5] is exactly a braided Gray monoid with these extra axioms. The extra strictness is as follows.

- The ‘hexagonators’ are trivial; this corresponds to strictness of composition in the 4-category. The braiding inverse-insert 2-cells are correspondingly strictly monoidal.
- There is an extra axiom, CYC, which relates a braiding inverse-insert and pullthrough above to a braiding inverse-insert and pullthrough below. This axiom follows from Homotopy Generator VI in the definition of Bar and Vicary [5].

The arguments for the correctness of Bar and Vicary’s definition support our extra axioms. Indeed, the proof that every equivalence in a semistrict 4-category can be promoted to an adjoint equivalence satisfying the butterfly equations depends on Homotopy Generator VI [5]. A proof that these 4-categories are indeed semistrict will imply that our result holds in general braided monoidal bicategories.

Definition 2.11. The *braided Gray monoid* $G^{br}(\Sigma)$ generated from some signature Σ of 0-,1- and 2-cells is the Gray monoid \mathcal{C} generated by that signature together with the following additional data. For the equalities we use the hieroglyphic notation of Kapranov and Voevodsky where possible [21].

- 1-cells:
 - For every pair of 0-cells A, B , an ‘overbraiding’ 1-cell $R_{A,B}^+ : A \otimes B \rightarrow B \otimes A$ and an ‘underbraiding’ 1-cell $R_{A,B}^- : A \otimes B \rightarrow B \otimes A$. We depict these 1-cells as braidings in the 1-morphism diagram:

$$R_{A,B}^+ = \begin{array}{c} \text{ } \\ \text{ } \\ \text{ } \end{array} \quad \sim \quad R_{A,B}^- = \begin{array}{c} \text{ } \\ \text{ } \\ \text{ } \end{array}$$

The hexagonators are trivial; that is, for all 0-cells A, B, C in $G(\Sigma)$, we have:

$$\begin{aligned} R_{A \otimes B, C}^\pm &= (id_B \otimes R_{A, C}^\pm) \circ (R_{A, B}^\pm \otimes id_C) \\ R_{A, B \otimes C}^\pm &= (R_{A, C}^\pm \otimes id_B) \circ (id_A \otimes R_{B, C}^\pm) \end{aligned}$$

- 2-cells:
 - ‘Braiding inverse-insert’ 2-isomorphisms i_{AB}^+, i_{AB}^- for each pair, A, B of 0-cells:

$$\begin{array}{c} \left| \right| \xrightarrow{i_{AB}^+} \text{crossing} \\ \left| \right| \xrightarrow{i_{AB}^-} \text{crossing} \end{array}$$

These isomorphisms are strictly monoidal; on products they are equal to the composites defined in the obvious way. For example:

$$\left[\left| \right| \xrightarrow{i_{A,B \otimes C}^+} \text{crossing} \right] = \left[\left| \right| \xrightarrow{i_{A,B}^+} \text{crossing} \xrightarrow{i_{B,C}^+} \text{crossing} \right]$$

- 'Pull-over' and 'pull-under' 2-isomorphisms $PO_{f,B}$, $PO_{A,g}$, $PU_{f,B}$ and $PU_{A,g}$ for all 1-cells $f : A \rightarrow C$, $g : B \rightarrow D$ in \mathcal{C} .

$$\begin{array}{c} \text{pull-over} \xrightarrow{PO_{f,B}} \text{pull-over} \\ \text{pull-under} \xrightarrow{PU_{A,g}} \text{pull-under} \end{array}$$

• Equalities:

- $(\rightarrow \otimes \rightarrow)$. For $f : A \rightarrow C$, $g : B \rightarrow D$, we have the following equality:

$$\left[\text{pull-over} \xrightarrow{PU_{C,g}} \text{pull-over} \xrightarrow{PO_{f,B}} \text{pull-over} \xrightarrow{\text{id}} \text{pull-over} \right] = \left[\text{pull-over} \xrightarrow{\text{id}} \text{pull-over} \xrightarrow{PO_{f,C}} \text{pull-over} \xrightarrow{PU_{A,g}} \text{pull-over} \right]$$

- $(\cdot \otimes \Downarrow)$. For morphisms $f, g : B \rightarrow D$ and a 2-morphism $\alpha : f \rightarrow g$, we have the following equality. (Here and elsewhere, we use highlighting to make clear where a 2-morphism is about to be applied.)

$$\left[\text{pull-under} = \text{pull-under} \xrightarrow{\alpha} \text{pull-under} \xrightarrow{PU_{A,g}} \text{pull-under} \right] = \left[\text{pull-under} \xrightarrow{PU_{A,f}} \text{pull-under} = \text{pull-under} \xrightarrow{\alpha} \text{pull-under} \right]$$

- $(\Downarrow \otimes \cdot)$. As above, but for $f, g : A \rightarrow C$ and with a pull-over.
- $(\rightarrow \rightarrow \otimes \cdot)$. We have the following equality for morphisms $f : A \rightarrow C$, $g : C \rightarrow E$, where the composition c is a strict equality since we are in a Gray monoid.

$$\begin{aligned} & \left[\text{pull-over} \xrightarrow{PO_{g,A}} \text{pull-over} \xrightarrow{PO_{f,A}} \text{pull-over} = \text{pull-over} \xrightarrow{c} \text{pull-over} \right] \\ &= \left[\text{pull-over} = \text{pull-over} \xrightarrow{c} \text{pull-over} \xrightarrow{PO_{g \circ f, A}} \text{pull-over} \right] \end{aligned}$$

- $(\cdot \otimes \rightarrow \rightarrow)$. As above, but with $f : B \rightarrow D$, $g : D \rightarrow F$ and pull-unders.
- *CYC*. For any 1-morphism $g : B \rightarrow D$, the following 2-morphisms are equal:

$$\left[\begin{array}{c} \text{Red line} \\ \text{Blue line} \end{array} \xRightarrow{i_{AB}^+} \text{Braid} \xRightarrow{PU_{A,g}} \text{Braid} \right] = \left[\begin{array}{c} \text{Red line} \\ \text{Blue line} \end{array} \xRightarrow{i_{AB}^+} \text{Braid} \xRightarrow{PU_{g,A}^{-1}} \text{Braid} \right]$$

Similar equations hold where $i_{A,B}^+$ is changed for $i_{A,B}^-$, and/or the 1-cell pulled through is $f : A \rightarrow C$ rather than $g : B \rightarrow D$.

- *ADJ.* $i_{A,B}^+$ and $i_{A,B}^-$ are the units of adjoint equivalences.
- $S^+ = S^-$. The two possible instantiations of the braid move $\sigma_i \sigma_{i+1} \sigma_i \rightarrow \sigma_{i+1} \sigma_i \sigma_{i+1}$ are equal.

2.2.2 Symmetric Gray monoids

The axioms we have chosen for symmetric Gray monoids are slightly weaker than the quasistrict definition of Schommer-Pries [28]. The primary advantage of using a weaker definition is that our proofs of fullness and functoriality of the biequivalences we define for in Section 3 apply equally to non-braided, braided and symmetric Gray monoids.

Our weakening is as follows: rather than take the braiding inverse-inserts and syllepses to be identities, as in the quasistrict definition of Schommer-Pries, we simply require CYC, which follows from triviality of the braiding inverse-inserts in the quasistrict definition; and PTSYL, another axiom essentially the same as CYC but involving the syllepsis, which follows from triviality of the syllepsis in the quasistrict definition. Since a sylleptic monoidal category is a thrice-degenerate 5-category, and the syllepsis arises from degeneracy in much the same way as the braiding, it seems likely that, when the definition of a semistrict 5-category is worked out using Bar and Vicary's combinatorial approach, PTSYL will be implied for sylleptic monoidal bicategories; this means that our proof technique here will also be applicable in the sylleptic case.

We now reproduce in full our definition of a symmetric Gray monoid.

Definition 2.12. The *symmetric Gray monoid* \mathcal{C}_σ generated by some signature of 0-, 1- and 2-cells is the braided Gray monoid \mathcal{C}^{br} generated by that signature, together with the following additional generating data.

- 2-cells:
 - A ‘syllepsis’ 2-isomorphism σ_{AB} for all 0-cells A, B , which controls the symmetry of the braiding:

$$\text{Braid} \xRightarrow{\sigma_{AB}} \text{Braid}$$

As with the braiding inverse-insert, the syllepsis on monoidal products is the composite of the syllepses on the factors.

- Equalities of 2-cells:
 - *PTSYL.* For every 0-cell A and 1-cell $g : B \rightarrow D$, the following equality:

$$\left[\begin{array}{c} \text{Diagram 1} \\ \text{Diagram 2} \end{array} \xRightarrow{\sigma_{AD}} \begin{array}{c} \text{Diagram 3} \\ \text{Diagram 4} \end{array} \right] = \left[\begin{array}{c} \text{Diagram 5} \\ \text{Diagram 6} \end{array} \xRightarrow{PU_{A,g}} \begin{array}{c} \text{Diagram 7} \\ \text{Diagram 8} \end{array} \xRightarrow{PO_{g,B}} \begin{array}{c} \text{Diagram 9} \\ \text{Diagram 10} \end{array} \xRightarrow{\sigma_{AB}} \begin{array}{c} \text{Diagram 11} \\ \text{Diagram 12} \end{array} \right]$$

The equality $\text{PTSyl}_{f,B}$ is defined similarly for all 0-cells B and 1-cells $f : A \rightarrow C$.

- *SYM*. The following 2-morphisms are equal:

$$\left[\begin{array}{c} \text{Diagram 1} \\ \text{Diagram 2} \end{array} = \begin{array}{c} \text{Diagram 3} \\ \text{Diagram 4} \end{array} \xRightarrow{\sigma_{B,A}} \begin{array}{c} \text{Diagram 5} \\ \text{Diagram 6} \end{array} \right] = \left[\begin{array}{c} \text{Diagram 7} \\ \text{Diagram 8} \end{array} = \begin{array}{c} \text{Diagram 9} \\ \text{Diagram 10} \end{array} \xRightarrow{\sigma_{A,B}} \begin{array}{c} \text{Diagram 11} \\ \text{Diagram 12} \end{array} \right]$$

2.3 Coherence for braided and symmetric Gray monoids

Since the proofs of the two new results in this section are rather long, and are not important for understanding the main result, we place them in Appendix A.

We first state two important coherence results for braided and symmetric monoidal categories, which were proved in greater generality but which we here apply only to presented Gray monoids.

Theorem 2.13. *In a presented braided Gray monoid with no 2-cells in the signature, and whose generating 1-cells all have exactly one 0-cell as source and one 0-cell as target, all parallel 2-cells are equal. Two 1-cells are isomorphic exactly when they have the same underlying element of the braid group.*

Proof. Theorem 25, [18]. □

Theorem 2.14. *In a presented symmetric Gray monoid with no 2-cells in the signature, and whose generating 1-cells all have exactly one 0-cell as source and one 0-cell as target, all parallel 2-cells are equal. Two 1-cells are isomorphic exactly when they have the same underlying permutation.*

Proof. Theorem 1.23, [19]. □

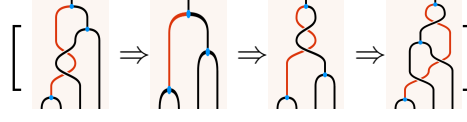
We now introduce a useful normal form for 1-cells in braided and symmetric Gray monoids.

Definition 2.15 (Output string). Consider a 1-morphism diagram in a symmetric Gray monoid. For any 1-cell N in the diagram with a single generating 0-cell in its output, we define its *output string* to be the string extending from N to the next non-braiding 1-cell to which the string is input; or to the roof of the diagram if it is not input to another non-braiding 1-cell.

Definition 2.16 (Top string normal form). Let N be a 1-cell with a single nontrivial 0-cell in its output in a symmetric Gray monoid. Let M be a movie some of whose frames contain N . We say that N is in *top string normal form* (TSNF) in M if no interchangers¹, pull-throughs, braiding inverse-inserts, braiding cancellations, syllepses, inverse syllepses, or other 2-cells act on the output string of N during M .

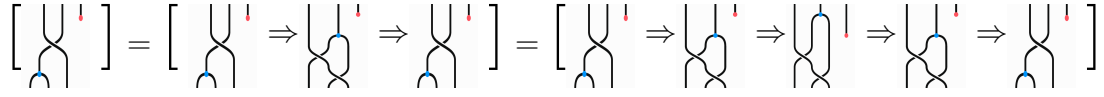
¹By ‘interchangers’ we mean interchangers of braidings on the output string of N .

Example 2.17. In the clip below the output string of the lowest 1-cell is highlighted. The lowest 1-cell is not in TSNF because a braiding cancellation, a braiding inverse-insert, and then a pullthrough occur on the output string during the clip.



We now show that one can always put a 1-cell in TSNF, provided no non-structural 2-cells act on the output string.

Definition 2.18 (Insert IPI). In braided and symmetric Gray monoids, we will often insert a series of interchangers, pullthroughs and their inverses in order to moves up or down the frame. We say that we ‘insert IPI’. For example:



Theorem 2.19 (Putting a 1-cell in TSNF). *Let N be a 1-cell with a single nontrivial 0-cell in its output in a movie M in a presented braided or symmetric Gray monoid, where no non-structural 2-cells occur on the output string of N during M . Then there exists a series of rewrites to put N in TSNF.*

Proof. See Appendix A. □

Theorem 2.20 (Extended coherence for presented braided or symmetric Gray monoids). *In a presented braided or symmetric Gray monoid with no generating 2-cells and whose generating 1-cells all have exactly one nontrivial 0-cell as output, all parallel 2-morphisms are equal.*

Proof. See Appendix A. □

2.4 Signatures for braided and symmetric pseudomonoids

The following signatures follow the definitions of Day and Street [11].

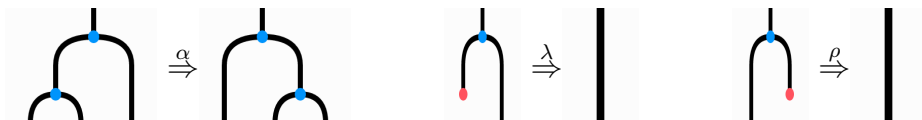
Definition 2.21. The *pseudomonoid* signature \mathcal{P} is as follows.

0-cells: $\{C\}$.

1-cells: $m : C \otimes C \rightarrow C$ and $u : I \rightarrow C$.



2-cells: α (associator), λ (left unitor) and ρ (right unitor), all isomorphisms.



We will occasionally call the unitors λ, ρ *unit destruction operators* and the inverse unitors λ^{-1}, ρ^{-1} *unit creation operators*.

Equalities:

- Pentagon:

$$\left[\begin{array}{c} \text{Diagram 1} \end{array} \Rightarrow^{\alpha} \begin{array}{c} \text{Diagram 2} \end{array} \Rightarrow^{\iota} \begin{array}{c} \text{Diagram 3} \end{array} \Rightarrow^{\alpha} \begin{array}{c} \text{Diagram 4} \end{array} \right] = \left[\begin{array}{c} \text{Diagram 1} \end{array} \Rightarrow^{\alpha} \begin{array}{c} \text{Diagram 2} \end{array} \Rightarrow^{\alpha} \begin{array}{c} \text{Diagram 3} \end{array} \Rightarrow^{\alpha} \begin{array}{c} \text{Diagram 4} \end{array} \right]$$

- Triangle:

$$\left[\begin{array}{c} \text{Diagram 1} \end{array} \Rightarrow^{\alpha} \begin{array}{c} \text{Diagram 2} \end{array} = \begin{array}{c} \text{Diagram 3} \end{array} \Rightarrow^{\lambda} \begin{array}{c} \text{Diagram 4} \end{array} \right] = \left[\begin{array}{c} \text{Diagram 1} \end{array} = \begin{array}{c} \text{Diagram 3} \end{array} \Rightarrow^{\rho} \begin{array}{c} \text{Diagram 4} \end{array} \right]$$

Definition 2.22. The *braided pseudomonoid* signature \mathcal{P}^{br} is the same as \mathcal{P} , but with the following additional data.

2-cells: An isomorphism c (the commutator):

$$\begin{array}{c} \text{Diagram 1} \end{array} \xRightarrow{c} \begin{array}{c} \text{Diagram 2} \end{array}$$

Equalities:

- Hexagon 1:

$$\left[\begin{array}{c} \text{Diagram 1} \end{array} \xRightarrow{c} \begin{array}{c} \text{Diagram 2} \end{array} \Rightarrow^{\alpha^{-1}} \begin{array}{c} \text{Diagram 3} \end{array} \xRightarrow{c} \begin{array}{c} \text{Diagram 4} \end{array} \right] = \left[\begin{array}{c} \text{Diagram 1} \end{array} \Rightarrow^{\alpha^{-1}} \begin{array}{c} \text{Diagram 2} \end{array} \xRightarrow{PU_{C,m}^{-1}} \begin{array}{c} \text{Diagram 3} \end{array} \xRightarrow{c} \begin{array}{c} \text{Diagram 4} \end{array} \Rightarrow^{\alpha^{-1}} \begin{array}{c} \text{Diagram 5} \end{array} \right]$$

- Hexagon 2:

$$\left[\begin{array}{c} \text{Diagram 1} \end{array} \Rightarrow^{\alpha} \begin{array}{c} \text{Diagram 2} \end{array} \xRightarrow{PO_{m,C}^{-1}} \begin{array}{c} \text{Diagram 3} \end{array} \xRightarrow{c} \begin{array}{c} \text{Diagram 4} \end{array} \Rightarrow^{\alpha} \begin{array}{c} \text{Diagram 5} \end{array} \right] = \left[\begin{array}{c} \text{Diagram 1} \end{array} \xRightarrow{c} \begin{array}{c} \text{Diagram 2} \end{array} \Rightarrow^{\alpha} \begin{array}{c} \text{Diagram 3} \end{array} \xRightarrow{c} \begin{array}{c} \text{Diagram 4} \end{array} \right]$$

Definition 2.23. The *symmetric pseudomonoid* signature \mathcal{P}^{sym} is the same as \mathcal{P}^{br} , but with the following additional data. Note that this can only be defined in a Gray monoid with syllepsis.

Equalities:

- Symmetry:

$$\left[\begin{array}{c} \text{Diagram 1} \end{array} \right] = \left[\begin{array}{c} \text{Diagram 2} \end{array} \xRightarrow{\sigma^{-1}} \begin{array}{c} \text{Diagram 3} \end{array} \xRightarrow{c} \begin{array}{c} \text{Diagram 4} \end{array} \xRightarrow{c} \begin{array}{c} \text{Diagram 5} \end{array} \right]$$

These presentations encode the theory of braided and symmetric pseudomonoids in much the same way as PROPs encode the theory of commutative monoids; for instance nonbraided, braided and symmetric pseudomonoids in a symmetric monoidal bicategory are precisely weak homomorphisms of symmetric monoidal bicategories [28] from $G(\mathcal{P})$, $G^{br}(\mathcal{P}^{br})$ and $G^{sym}(\mathcal{P}^{sym})$.

2.5 Theories of monoids

Our results categorify the theory of noncommutative and commutative monoids in unbraided, braided and symmetric monoidal categories. We now review this theory.

We assume that the reader is familiar with notions of PROs, PROBs and PROPs, and their graphical presentations by generators and relations [7] — we call a set of generators and relations a *signature*, as in the categorified case. The results in this section are all well known [10], although the presentation might be somewhat novel.

First we define the noncommutative and commutative monoid signatures.

Definition 2.24. The *monoid signature* M is the *decategorification* of the pseudomonoid signature of Definition 2.21. That is, 2-cells become equalities of 1-cells, equalities of 2-cells are forgotten, and ordered string diagrams are considered simply as string diagrams in which planar isotopy is equality.

Definition 2.25. The *commutative monoid signature* CM is the decategorification of the braided pseudomonoid signature of Definition 2.22.

We now define an important category isomorphic to the PRO for monoids.

Definition 2.26. The monoidal category Δ has objects natural numbers $\underline{n} \in \mathbb{N}$, and its morphisms $\underline{m} \rightarrow \underline{n}$ are monotone functions $\{1, \dots, m\} \rightarrow \{1, \dots, n\}$ (i.e. functions satisfying $f(i) < f(j) \ \forall i < j$). Composition is composition of functions, and monoidal product is the coproduct in **Set**.

Proposition 2.27. The PRO on the monoid signature, \mathbf{FM} , is isomorphic to Δ .

Proof. We define an isomorphism $\Delta \rightarrow \mathbf{FM}$.

- *On 0-cells:* The objects of both categories are natural numbers; let the map on 0-cells be the identity function.
- *On 1-cells:* Given a function $f : \underline{m} \rightarrow \underline{n}$, we define a morphism \tilde{f} in \mathbf{FM} as follows. Let $\mu : \underline{2} \rightarrow \underline{1}$ be the multiplication 1-cell in \mathbf{FM} , and $u : \underline{0} \rightarrow \underline{1}$ be the unit. Let $p_i = |f^{-1}(i)|$ be the cardinality of the preimage of $i \in \{1, \dots, n\}$. Let $\mu^n : \underline{n} \rightarrow \underline{1}$ be the composition of $n - 1$ multiplications, left bracketed; for example, $\mu^4 = \mu \circ (\mu \otimes \text{Id}) \circ (\mu \otimes \text{Id} \otimes \text{Id})$. We set $\mu^1 = \text{Id}$ and $\mu^0 = u$. Then we define

$$\tilde{f} = (\mu^{p_1} \otimes \dots \otimes \mu^{p_n}).$$

That this is an isomorphism is shown elsewhere [10]. An example for $f : \underline{5} \rightarrow \underline{3}$, $f(1) = f(2) = f(3) = 1$, $f(4) = f(5) = 3$ is shown in Figure 2. \square

Definition 2.28. We call the compositions μ^n *trees*, for reasons which should be clear from Figure 2.

We now consider the free braided monoidal category (PROB) $\mathbf{F}^{\text{br}}\mathbf{M}$ on the monoid signature. We show that we can consider this category as a kind of twisted product of the free braided monoidal category on a single object and the category Δ .

There is clearly an embedding $\Delta \hookrightarrow \mathbf{F}^{\text{br}}\mathbf{M}$ which picks out the morphisms without braiding; we write $\Delta \subset \mathbf{F}^{\text{br}}\mathbf{M}$. Let \mathbf{B} be the free braided monoidal category on a single

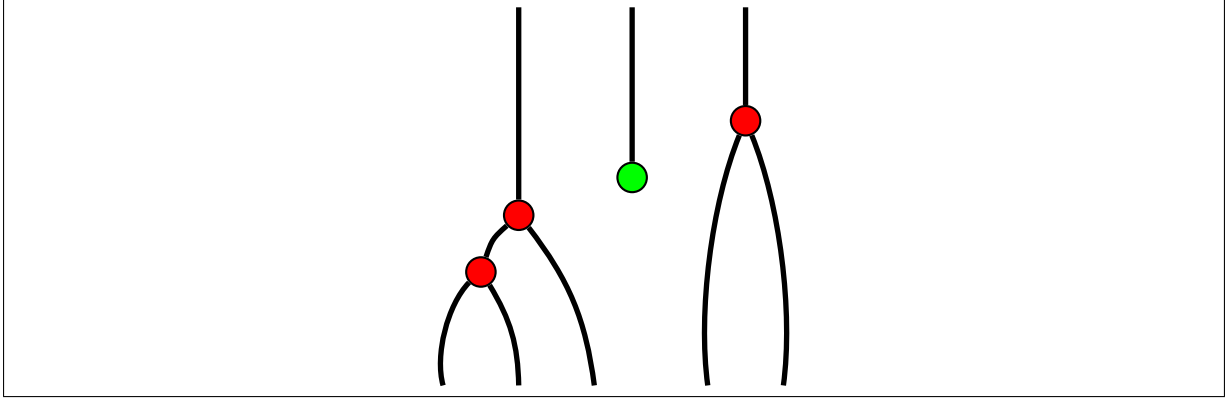


Figure 2: The image of the function f defined in the proof of Proposition 2.27.

object; there is an embedding $\mathbf{B} \hookrightarrow \mathbf{F}^{\text{br}}\mathbf{M}$ which picks out the morphisms made entirely of braids. Again, we write $\mathbf{B} \subset \mathbf{F}^{\text{br}}\mathbf{M}$. We consider composites $b \circ f \in \mathbf{F}^{\text{br}}$, where $b \in \mathbf{B}$ and $f \in \Delta$.

Lemma 2.29. *For any $b \in \mathbf{B}$, $f \in \Delta$, there exist unique morphisms $b' \in \mathbf{B}$, $f' \in \Delta$ such that $b \circ f = f' \circ b'$ in $\mathbf{F}^{\text{br}}\mathbf{M}$. In other words, composition in $\mathbf{F}^{\text{br}}\mathbf{M}$ obeys a distributive law*

$$B_n \times \Delta(m, n) \xrightarrow{\delta_{m,n}} \Delta(m, n) \times B_m$$

where B_n is the braid group on n points and $\Delta(m, n)$ are the morphisms $\underline{m} \rightarrow \underline{n}$ in the category Δ .

Proof. See [12]. □

We write $\delta_{m,n}^B := \pi_{B_m} \circ \delta(m, n)$ for the projection onto the braid factor, and $\delta_{m,n}^\Delta := \pi_\Delta \circ \delta(m, n)$ for the projection onto the Δ -factor.

In the diagrammatic calculus, this distributive law corresponds to ‘pulling the 1-cells through the braids’. We use it to characterise the $\text{PROB } \mathbf{F}^{\text{br}}\mathbf{M}$ by defining the following isomorphic category.

Definition 2.30. The braided monoidal category $\mathbf{B}\Delta$ has objects natural numbers. Morphisms $\underline{m} \rightarrow \underline{n}$ are pairs (σ, f) , where $\sigma \in B_m$ and $f \in \Delta(m, n)$. Composition is defined using the distributive law and composition in Δ and the braid group in the following way. For $(\sigma_1, f_1) \in \text{Hom}(\underline{m}, \underline{n})$ and $(\sigma_2, f_2) \in \text{Hom}(\underline{n}, \underline{o})$, we define:

$$(\sigma_2, f_2) \circ (\sigma_1, f_1) := (\delta_{m,n}^B(\sigma_2, f_1) \circ \sigma_1, f_2 \circ \delta_{m,n}^\Delta(\sigma_2, f_1)).$$

The monoidal product on objects is addition of natural numbers; on morphisms, for $(\sigma_1, f_1) \in \text{Hom}(\underline{m}, \underline{m}')$, $(\sigma_2, f_2) \in \text{Hom}(\underline{n}, \underline{n}')$ we define

$$(\sigma_1, f_1) \otimes (\sigma_2, f_2) := (\sigma_1 \times \sigma_2, f_1 \sqcup f_2) \in \text{Hom}(\underline{m} + \underline{n}, \underline{m}' + \underline{n}'),$$

where \sqcup is the coproduct in \mathbf{Set} and \times is the Cartesian product of groups. The braiding $\sigma_{m,n} : \underline{m} \otimes \underline{n} \rightarrow \underline{n} \otimes \underline{m}$ is simply the corresponding braid $(\sigma, \text{id}_{\underline{m+n}}) \in \text{Hom}(\underline{m} + \underline{n}, \underline{m} + \underline{n})$.

Proposition 2.31. *The $\text{PROB } \mathbf{F}^{\text{br}}\mathbf{M}$ on the monoid signature is isomorphic to $\mathbf{B}\Delta$.*

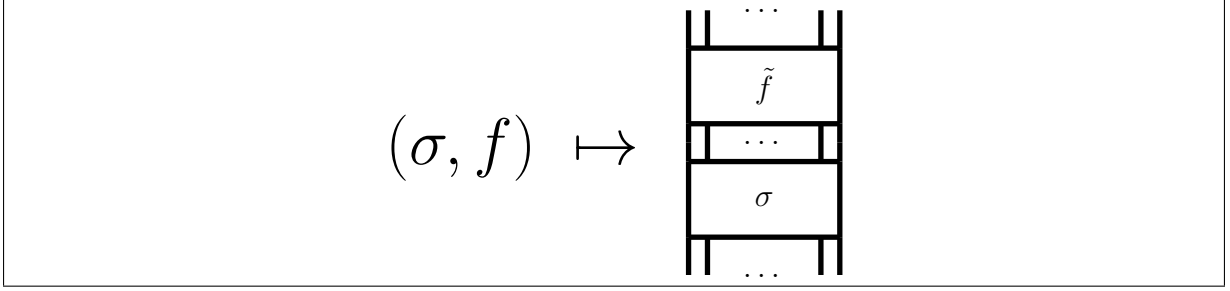


Figure 3: The image of the pair of a braiding and a monotone function under the isomorphisms defined in this section.

Proof. As in [12]. The isomorphism is the identity function on 0-cells; on 1-cells, it is simply $(\sigma, f) \mapsto \tilde{f} \circ \sigma$. The diagrammatic representation is shown in Figure 3. \square

In order to characterise the PROP $\mathbf{F}^{\text{sym}}\mathbf{M}$ on the monoid signature, we define another category like $\mathbf{B}\Delta$. Let S_n be the symmetric group on n points; consider the surjective homomorphism $q : B_n \rightarrow S_n$, which takes a braid to its underlying permutation. The map q is suitably compatible with the distributive law, so we obtain another distributive law

$$\Delta(m, n) \times S_n \xrightarrow{\delta_{m,n}^s} S_m \times \Delta(m, n).$$

Definition 2.32. The symmetric monoidal category $\mathbf{S}\Delta$ has objects natural numbers. Morphisms $\underline{m} \rightarrow \underline{n}$ are pairs of a morphism in $\Delta(m, n)$ and an element of the symmetric group S_m . Composition and monoidal product are defined as in Definition 2.30, using the distributive law δ^s .

Proposition 2.33. *The PROP on the monoid signature $\mathbf{F}^{\text{sym}}\mathbf{M}$ is isomorphic to $\mathbf{S}\Delta$.*

Proof. Follows from Proposition 2.31, as in [10]. Again, the isomorphism is the identity function on 0-cells, and on 1-cells it is $(s, f) \mapsto \tilde{f} \circ s$, as in Figure 3. \square

We now consider the commutative monoid signature CM. Note that one needs a braiding in order to define a commutative monoid, so it is meaningless to consider the PRO in this case. We begin with the PROB $\mathbf{F}^{\text{br}}\mathbf{CM}$.

Since all the equations in the monoid signature are satisfied, $\mathbf{F}^{\text{br}}\mathbf{CM}$ will be a quotient category of $\mathbf{F}^{\text{br}}\mathbf{M}$. The quotient is defined as follows. Given some morphism (σ, f) , the commutativity axiom allows us to alter σ by absorbing or emitting braidings from the trees of f . For example, Figure 4 shows emission of the braiding $\sigma_2^{-1} \in B_3$ from a single tree with 3 inputs.

Each $f \in \Delta(m, n)$ has fibres $f^{-1}(i)$, $i \in \{1, \dots, n\}$; we write $p_i = |f^{-1}(i)|$. We create braidings underneath the trees, move them downwards and absorb them into σ . Letting $p_i = |f^{-1}(i)|$, we obtain an action of $\prod_{i=1}^n B_{p_i}$ on B_m by postcomposition. Figure 5 depicts this for one morphism $\underline{7} \rightarrow \underline{3}$.

Let \sim_f be the equivalence relation which identifies elements of B_n if they are in the same orbit under this action. The distributive law is suitably compatible with the action, which allows us to define the following category.

Definition 2.34. The category $B\Delta/\sim$ is defined in the same way as $B\Delta$, but where the morphisms $f : \underline{m} \rightarrow \underline{n}$ are now pairs $(\bar{\sigma}, f)$, where $f \in \Delta(m, n)$ and $\bar{\sigma} \in B_m/\sim_f$.

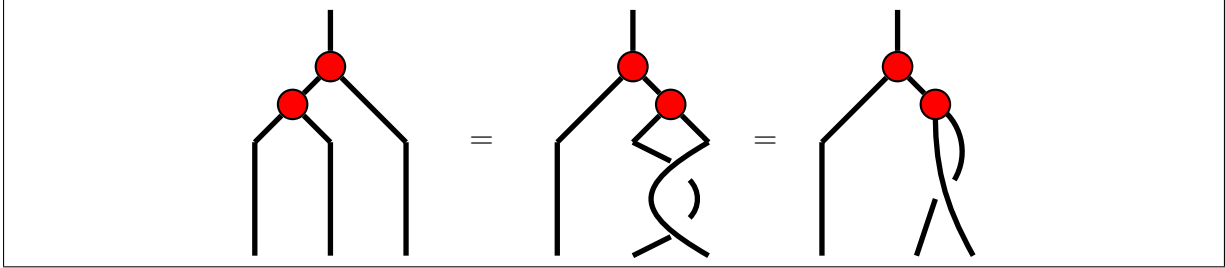


Figure 4: Emission of the braiding $\sigma_2^{-1} \in B_3$ from a single tree with 3 inputs. The first equality uses associativity and the braided structure of the category, and the second uses commutativity.

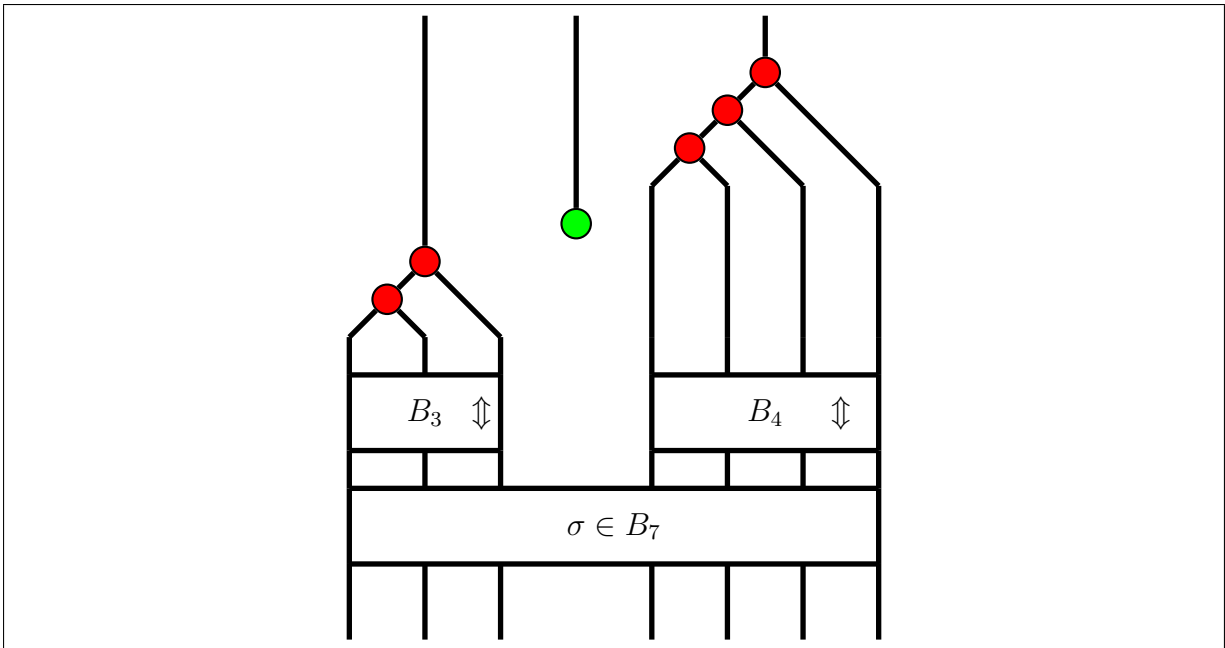


Figure 5

Proposition 2.35. *The PROB on the signature of a commutative monoid is isomorphic to $B\Delta/\sim$.*

Proof. See [10]. Again, the isomorphism takes $(\bar{\sigma}, f) \mapsto \tilde{f} \circ \bar{\sigma}$, as in Figure 3. \square

Finally, we consider the PROP $\mathbf{F}^{\text{sym}}\mathbf{CM}$. Again, this will be a quotient of $S\Delta$. Rather than braidings, we now emit permutations from the trees, giving rise to an action of $\prod_{i=1}^n S_{p_i}$ on S_m by postcomposition, which induces a quotient S_m/\sim_f . As before, we define the following category.

Definition 2.36. The category $\mathbf{S}\Delta/\sim$ is defined in the same way as $\mathbf{S}\Delta$, but where the morphisms $f : \underline{m} \rightarrow \underline{n}$ are now pairs $(\bar{\sigma}, f)$ of $f \in \Delta(m, n)$ and $\bar{\sigma} \in S_m/\sim_f$.

It turns out that $\mathbf{S}\Delta/\sim$ is isomorphic to a familiar category.

Definition 2.37. The category \mathbf{FS} has objects natural numbers, and morphisms $\underline{m} \rightarrow \underline{n}$ functions $\{1, \dots, m\} \rightarrow \{1, \dots, n\}$, where $\underline{0}$ is the empty set.

Proposition 2.38. *The PROP $\mathbf{F}^{\text{sym}}\mathbf{CM}$ on the signature of a commutative monoid, the category $S\Delta/\sim$, and \mathbf{FS} are all isomorphic.*

Proof. See [27]. The isomorphism between $\mathbf{F}^{\text{sym}}\mathbf{CM}$ and $\mathbf{S}\Delta/\sim$ is as in Proposition 2.35. For clarity, we define explicitly the isomorphism $\mathbf{FS} \rightarrow \mathbf{F}^{\text{sym}}\mathbf{CM}$. Again, the morphisms in the image are of the form $\tilde{f} \circ \bar{s}$ shown in Figure 3; we need only define $\bar{s} \in S_n/\sim_f$ and $\tilde{f} \in \Delta(m, n)$ for a given function $f : \underline{m} \rightarrow \underline{n}$.

We define \tilde{f} as before. Again, Let $\mu : \underline{2} \rightarrow \underline{1}$ be the multiplication in $\mathbf{F}^{\text{br}}\mathbf{CM}$, and $u : \underline{0} \rightarrow \underline{1}$ be the unit. Again, let $p_i = |f^{-1}(i)|$ be the cardinality of the preimage of $i \in \{1, \dots, n\}$. Let $\mu^n : \underline{n} \rightarrow \underline{1}$ be the composition of $n-1$ multiplications, left bracketed; for example, $\mu^4 = \mu \circ (\mu \otimes \text{Id}) \circ (\mu \otimes \text{Id} \otimes \text{Id})$. Set $\mu^1 = \text{Id}$ and $\mu^0 = u$. Then

$$\tilde{f} := (\mu^{p_1} \otimes \dots \otimes \mu^{p_n}).$$

Now we define $\bar{\sigma}$. We write a permutation of m elements as rearrangement of $1, \dots, m$; for example, the cycle $(1)(23)$ may be written as $\langle 132 \rangle$. For $S \subset \mathbb{N}$, let $[S]$ be the set S with elements written in ascending order. In this notation, we define

$$\sigma = \langle [f^{-1}(1)][f^{-1}(2)] \dots [f^{-1}(n)] \rangle.$$

Then $\bar{\sigma}$ is the equivalence class of this permutation under the quotient. \square

The results of this section are collected in in Table 4.

Ambient category	Monoid signature	
	Non-commutative	Commutative
Unbraided (PRO)	Δ	N/A
Braided (PROB)	$B\Delta$	$B\Delta/\sim$
Symmetric (PROP)	$S\Delta$	$(S\Delta/\sim) = \mathbf{FS}$

Table 4

3 Coherence for braided and symmetric pseudomonoids

In this section we show that the unbraided, braided and symmetric Gray monoids generated the pseudomonoid signatures of Section 2.4 are biequivalent to certain categorifications of the categories featured in Section 2.5. We now define these categorifications.

Definition 3.1. A *locally discrete* bicategory is one whose Hom-categories have only identity morphisms.

Any category \mathcal{C} may be considered as a strict locally discrete bicategory $(\mathcal{C})^e$ by adding identity 2-cells. This preserves strict monoidality, symmetry and braiding. We therefore obtain the strict Gray monoid $(\Delta)^e$, the strict braided Gray monoids $(B\Delta)^e$ and $(B\Delta/\sim)^e$, and the strict symmetric Gray monoids $(S\Delta)^e$ and $(\mathbf{FS})^e$.

We now define a further categorification of \mathbf{FS} which will encode MacLane's coherence theorem for braided monoidal categories.

Definition 3.2. A *locally totally disconnected* 2-category is one whose 2-morphisms are all endomorphisms.

Definition 3.3. \mathbf{FS}^{br} is a locally totally disconnected strict 2-category obtained from \mathbf{FS} by adding endo-2-morphisms as follows.

For any 1-morphism $f : \underline{m} \rightarrow \underline{n}$, we set $\text{Hom}(f, f) = \prod_{i=1}^n PB_{p_i}$, where $p_i = |f(i)^{-1}|$ and PB_n is the pure braid group on n points. We define the following compositional structure on these 2-morphisms.

- *Horizontal composition.* For any $f : \underline{m} \rightarrow \underline{n}$, and $\sigma, \tau \in \text{Hom}(f, f)$, we define $\tau \circ_H \sigma \in \text{Hom}(f, f)$ to be the composition $\tau \circ \sigma \in \prod_{i=1}^n PB_{p_i}$.
- *Vertical composition.* For any $f : \underline{m} \rightarrow \underline{n}$, $g : \underline{n} \rightarrow \underline{o}$, and $\sigma_m \in \text{Hom}(f, f)$, $\sigma_n \in \text{Hom}(g, g)$, we define $\sigma_n \circ_V \sigma_m \in \text{Hom}(g \circ f, g \circ f)$ as follows:

$$\sigma_n \circ_V \sigma_m := \delta_{m,n}^B(f_\Delta, \sigma_n) \circ \sigma_m.$$

Here $\delta_{m,n}$ is the distributive law defined in Lemma 2.29 and f_Δ is the Δ -factor of f in the decomposition $\mathbf{FS} = \mathbf{S}\Delta$ of Proposition 2.38.

- *Monoidal product.* For any $f : \underline{m} \rightarrow \underline{n}$, $g : \underline{o} \rightarrow \underline{p}$, and $\sigma_m \in \text{Hom}(f, f)$, $\sigma_n \in \text{Hom}(g, g)$, we define $\sigma_m \otimes \sigma_n : f \otimes g \rightarrow f \otimes g$ to be the Cartesian product of braids $(\sigma_m, \sigma_n) \in B_m \times B_n \subset B_{m+n}$.

It is straightforward to check that this defines a strict symmetric Gray monoid.

We now state our coherence results.

Definition 3.4. A *(braided/symmetric) biequivalence* of Gray monoids is a homomorphism of (braided/symmetric) Gray monoids [11] which is essentially surjective on objects and 1-morphisms, and fully faithful on 2-morphisms.

Theorem 3.5 (Coherence for braided and symmetric pseudomonoids). *The table of biequivalences of Gray monoids depicted below holds; the biequivalences are braided/symmetric if between braided/symmetric Gray monoids.*

Ambient bicategory	Pseudomonoid signature		
	Unbraided (\mathcal{P})	Braided (\mathcal{P}^{br})	Symmetric (\mathcal{P}^{sym})
Unbraided ($G(-)$)	$G(\mathcal{P}) \simeq (\Delta)^e$	N/A	N/A
Braided ($G^{br}(-)$)	$G^{br}(\mathcal{P}) \simeq (B\Delta)^e$	$G^{br}(\mathcal{P}^{br}) \simeq (B\Delta/\sim)^e$	N/A
Sylleptic ($G^{syl}(-)$)	$G^{syl}(\mathcal{P}) \simeq ?$	$G^{syl}(\mathcal{P}^{br}) \simeq ?$	$G^{syl}(\mathcal{P}^{sym}) \simeq ?$
Symmetric ($G^{sym}(-)$)	$G^{sym}(\mathcal{P}) \simeq (S\Delta)^e$	$G^{sym}(\mathcal{P}^{br}) \simeq (\mathbf{FS})^{br}$	$G^{sym}(\mathcal{P}^{sym}) \simeq (\mathbf{FS})^e$

Remark 3.6. Lack's result [22] that all parallel 1-morphisms in $G(\mathcal{P})$ are equal is clearly implied by $G(\mathcal{P}) \simeq (\Delta)^e$, since $(\Delta)^e$ is locally discrete.

Remark 3.7. We have included rows for sylleptic Gray monoids to indicate that these results await a coherence theorem for sylleptic monoidal bicategories.

We now define these biequivalences explicitly by extending the isomorphisms of Section 2.5. Recall from Figure 3 that those isomorphisms mapped (σ, f) to $\tilde{f} \circ \tilde{\sigma}$, where: σ is an element of the braid group, the symmetric group or a quotient of those groups; $\tilde{\sigma}$ is the same element considered as a morphism in the free braided or symmetric monoidal category on a single object; f is a monotone function; and \tilde{f} is the corresponding braid-free morphism in the PRO, PROB or PROP.

This definition needs to be adapted slightly for the higher setting. Firstly, in order to specify \tilde{f} , one must give the height of each 1-cell in the image, since planar isotopy is now an interchanger-mediated isomorphism rather than an equality. Secondly, in order to specify $\tilde{\sigma}$, one must now specify a word in the generators of the Artin presentation of the braid group, rather than simply the isotopy class of braids, the permutation, or the equivalence class under the quotient. To resolve these issues, we make the following definitions. First we consider the braid-free morphism \tilde{f} .

Definition 3.8. Let Δ be the subcategory of braid-free morphisms of any of the PROs, PROBs or PROPs for monoids or commutative monoids. We say that a diagram in Δ is in *standard form* if the heights of the 1-cells in the trees rise from left to right, as in Figures 2 and 5.

We now consider the braid $\tilde{\sigma}$.

Definition 3.9. We define the *representative word* of a braid or permutation as follows.

- For $\sigma \in B_n$: Its representative word is its Artin normal form.
- For $\bar{\sigma} \in B_n/\sim_f$: Since there is to the author's knowledge no normal form for these quotients of the braid group, we use the Axiom of Choice to pick one word in the braid generators for each $\bar{\sigma} \in B_n/\sim$ and say that this is the representative word of $\bar{\sigma}$.
- For $s \in S_n$: We write the permutation as a braid diagram in the following way. We draw a straight line from each input to the output which is its image under the permutation. At crossings, we use the convention that the string connected to the leftmost input crosses on top. If there are any triple crossings then we pull the top string downwards in order to remove them. If two crossings occur at the same height, we deform the diagram so that the leftmost crossing occurs first. We may then read off a word in the braid generators from the diagram; we say that this is the representative word of s .

- For $\bar{s} \in S_n / \sim_f$: Proposition 2.38 shows that S_n / \sim_f is a subgroup of S_n . We therefore define the representative word for \bar{s} in the same way as for S_n .

We now define the maps on 0- and 1-cells as follows.

Definition 3.10. For each stated biequivalence $\mathcal{C}^{e/br} \simeq G^-(\mathcal{P}^-)$ of Theorem 3.5, where \mathcal{C} is one of the categories of Section 2.5, we define a map $\mathcal{C}^{e/br} \rightarrow G^-(\mathcal{P}^-)$ on objects and 1-morphisms as follows.

On objects the map takes $\underline{n} \in \mathbb{N}$ to $A^{\otimes n}$, where A is the unique generating object of $G^-(\mathcal{P}^-)$.

On 1-morphisms the morphism (σ, f) is mapped to $\tilde{f} \circ \tilde{\sigma}$, where \tilde{f} and $\tilde{\sigma}$ are as in Section 2.5, and additionally \tilde{f} is in standard form and $\tilde{\sigma}$ is the braid defined by the representative word of σ .

For the locally discrete categorifications, we extend this map to 2-morphisms by simply taking identity 2-cells to identity 2-cells.

We now define the map $\mathbf{FS}^{br} \rightarrow G^{sym}(\mathcal{P}^{br})$ on 2-cells.

Definition 3.11. The image of a 2-morphism $\sigma \in \text{Hom}_{\mathbf{FS}^{br}}(f, f) = \prod_{i=1}^n PB_{p_i}$ is defined as follows. Let σ_i be the factors of σ in the product.

1. We use the symmetric structure of the category to create the braid σ_1 directly beneath the tree m^{p_1} , working from left to right. By Theorem 2.14 there is no ambiguity regarding the 2-morphism we use to do this.
2. We remove the braid using commutators and inverse commutators as follows. Recall that the tree is initially left bracketed.
 - (a) Use associators to bring the lowest 1-cell in the tree m^{p_i} directly above the highest braid, using the following iterative method: Associate the bottom 1-cell to the right. If this is impossible associate the 1-cell above it to the right and return. If this is impossible associate the 1-cell above that to the right and return. Etc. Repeat until the lowest multiplication is directly above the braiding to be absorbed.
 - (b) Use a commutator or an inverse commutator to remove the braiding. A commutator removes a positive braiding; an inverse commutator removes a negative braiding by producing a positive braiding, then cancelling the two.
 - (c) Use the inverse of the original sequence of associators to left bracket the tree again.
 - (d) Repeat until σ_1 has been entirely removed by commutators.

An example is shown in Figure 6.

3. Now create σ_2 beneath the tree m^{p_2} and absorb. Repeat for all trees, working from left to right. This completes the loop.

A schematic is shown in Figure 7.

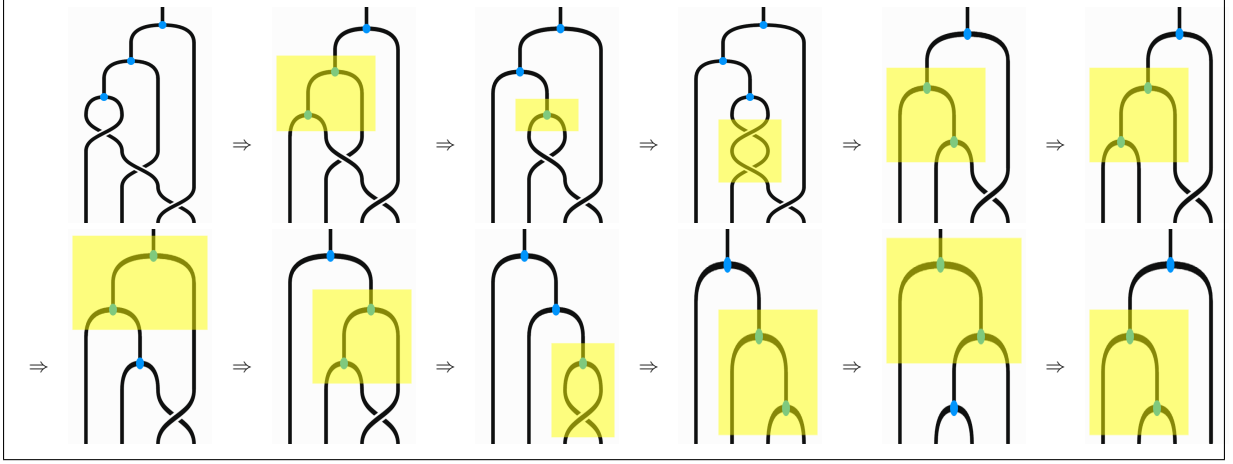


Figure 6: Absorption of the braid $\sigma_1 \sigma_2^{-1} \sigma_3$.

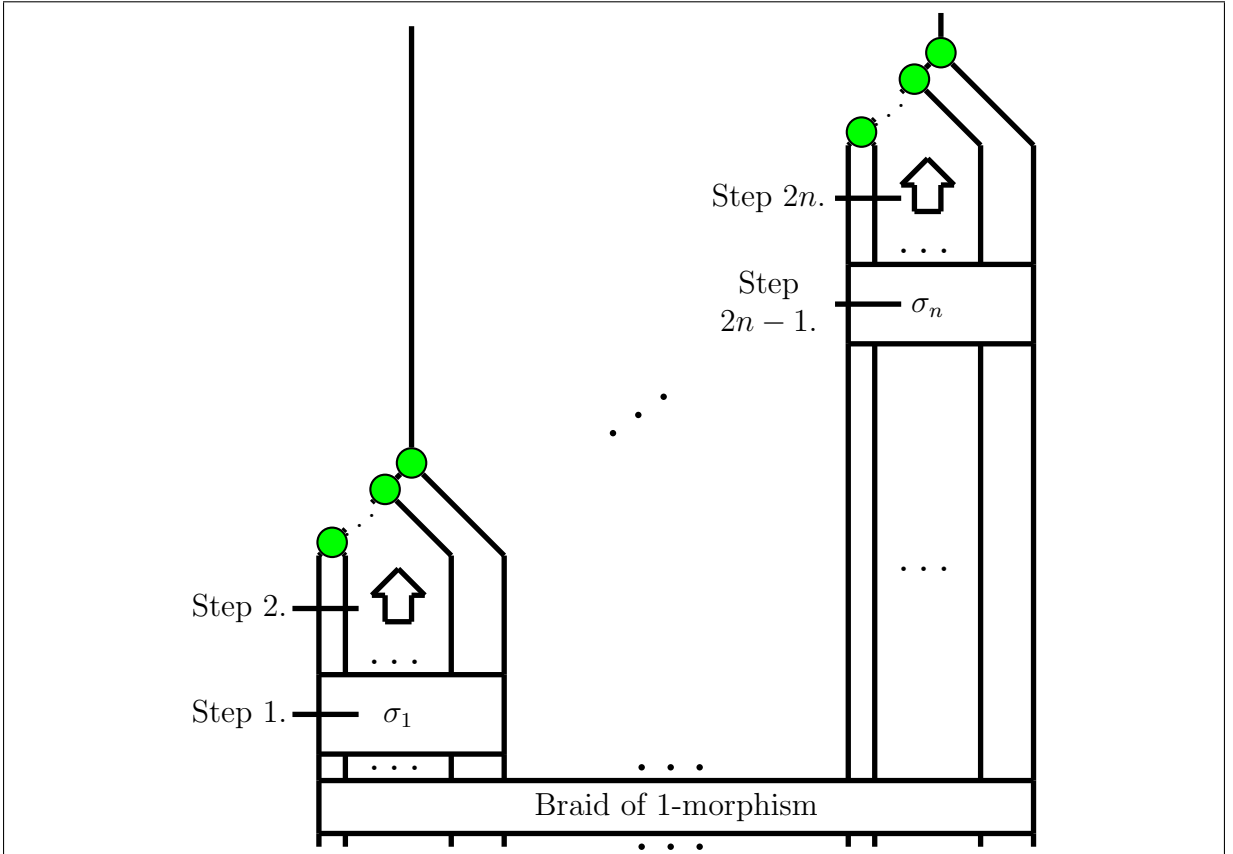


Figure 7: The image of the 2-morphism $\prod_{i=1}^n \sigma_i$ in $G^{sym}(\mathcal{P}^{br})$. Steps 1 and 2 are creation and absorption of the braid σ_1 underneath the first tree; steps $2n-1$ and $2n$ are creation and absorption of the braid σ_n under the last tree.

Before commencing the proof of Theorem 3.5, we consider how the biequivalence results for $G^{sym}(\mathcal{P}^{br})$ and $G^{sym}(\mathcal{P}^{sym})$ relate to MacLane's coherence theorems for braided and symmetric monoidal categories.

Corollary 3.12 (MacLane's coherence theorems for braided and symmetric monoidal categories). *In a braided monoidal category, all diagrams of natural isomorphisms with the same underlying braid commute. In a symmetric monoidal category, all diagrams of natural isomorphisms with the same underlying permutation commute.*

Proof. **Cat** is not really a symmetric Gray monoid under its usual definition, as its associator is nontrivial; however, as strictification results are readily available for symmetric Gray monoids [28], we ignore this minor issue.

We sketch a proof. First, note that these coherence theorems only refer to diagrams *internal* to the category. For a diagram in **Cat**, the only data which are preserved internally are: the bracketing of the tree, the permutation of the tree's input strings, and any units attached to the tree. For a 2-morphism in **Cat**, the only 2-cells which are preserved internally are the associator, unitors, and commutators.

We need consider only one tree. The *internal data* underlying the diagram for a tree $f \in \text{Hom}(\underline{m}, 1)$ are (σ, u, B) , where $\sigma \in B_m$ is a permutation of the inputs, $u \in \mathbb{N}^{m+2}$ is a vector detailing the number of unit objects between each input object, and B is a choice of bracketing of the resulting $m + \sum_{i=0}^{m+1} u_i$ objects. Two diagrams are isomorphic without using the associator, unitors, or commutator if and only if they have the same internal data. We define a normal form $D(\sigma, u, B)$ for a diagram with given internal data (σ, u, B) . (We will not detail it precisely here.)

The two edges of an internal diagram in a braided or symmetric monoidal category are ordered lists of associators, unitors and commutators which map source internal data (σ_1, u_1, B_1) into target internal data (σ_2, u_2, B_2) . Given such a list $L : (\sigma_1, u_1, B_1) \rightarrow (\sigma_2, u_2, B_2)$, we may define a 2-morphism $D(L) : D(\sigma_1, u_1, B_1) \rightarrow D(\sigma_2, u_2, B_2)$ in $G^{sym}(\mathcal{P}^-)$ which executes it (the precise choice is irrelevant from the internal perspective).

Now take two internal 2-morphisms $L_1, L_2 : (\sigma_1, u_1, B_1) \rightarrow (\sigma_2, u_2, B_2)$ and their instantiations in **Cat**, which are $D(L_1), D(L_2) : D(\sigma_1, u_1, B_1) \rightarrow D(\sigma_2, u_2, B_2)$. Consider the loop $D(L_2)^{-1}D(L_1)$. In the braided case, this loop is the identity if and only if the absorbed braid is trivial, indicating that the 2-morphisms are equal if and only if they have the same underlying braid. In the symmetric case, this is always the identity, indicating that two 2-morphisms are equal if and only if they have the same underlying permutation (since different underlying permutations have different internal data). \square

We now begin the proof of Theorem 3.5.

Lemma 3.13. *The maps described above are essentially surjective on objects.*

Proof. Clear; they are actually surjective, as they are the identity function on natural numbers, when $A^{\otimes n}$ is taken to correspond to the natural number \underline{n} . \square

Lemma 3.14. *The maps described above are essentially surjective on 1-cells.*

Proof. Follows from the fact that the decategorified functors are isomorphisms; surjectivity means that there must be a chain of equalities reducing any 1-cell to one in the image of \tilde{F} . In the categorified setting these equalities become isomorphisms, which implies essential surjectivity. \square

Lemma 3.15. *The maps described above are faithful on 2-morphisms.*

Proof. For the locally discrete Gray monoids, this is trivial. For $\mathbf{FS}^{br} \rightarrow G^{sym}(\mathcal{P}^{br})$, note that the list of isotopy classes of the braids absorbed by each tree in the image is different for each 2-morphism in the domain; since none of the rewrites in the definition of $G^{sym}(\mathcal{P}^{br})$ change the isotopy class of the absorbed braid, they must be different 2-morphisms. \square

All that remains is to show that the maps are functorial and full on 2-morphisms; we prove this in the next section.

4 Proof of fullness

4.1 Putting the loop into normal form

We now demonstrate that the purported biequivalences defined in the last section are full on 2-morphisms. To do this, we will provide an explicit series of rewrites that puts any loop on a 1-morphism in the image of the map into a normal form N which we now define. Recall that ordered string diagrams in the image all consist of a braid (possibly trivial) followed by trees.

Definition 4.1. The normal form N is as follows: A braid (possibly trivial) is created directly beneath the leftmost tree, then absorbed in the manner of Definition 3.11. This process is repeated for each tree, moving from left to right.

In the table of Theorem 3.5, there are two variables; the braided structure of the ambient Gray monoid and the braided structure of the pseudomonoid. Because of our choice of axioms, we need only consider the case $G^{sym}(\mathcal{P}^{br})$ when defining our series of rewrites, since loops in other categories may be considered as loops in this Gray monoid which use only a restricted set of 1- and 2-cells. The difference between the cases will become apparent only after we have rewritten the loop in the normal form N .

We now show how to do this. Firstly we remove all unitors from the loop.

4.1.1 Removing unitors

Since there are no attached unit nodes in any 1-morphism in the image, any unit creation operator in the loop is paired with a unit destruction operator which destroys the created unit. The intuitive idea of the series of rewrites we are about to define is to move a unit creation operator towards the end of the loop, where at some point it will meet its paired destruction operator and the two can be cancelled. The process may then be iterated to remove all unit creation and destruction operators.

We first demonstrate how this can be done in a simple case.

Lemma 4.2. *Any unit creation operator may be eliminated along with its paired destruction operator if it satisfies the following conditions:*

- *The only 2-cells acting on the created multiplication 1-cell throughout the loop are its creation operator and its destruction operator.*

- *No further unit creation operators occur on the output string of the created unit 1-cell.*

Proof. The rewrite procedure is as follows.

1. Put the created unit in TSNF using Procedure 2.19.
2. Try to move the unit creation operator towards the end of the loop using Type I interchanger rewrites. The possible obstructions are as follows.
 - *We have reached the paired destruction operator.* Cancel the pair and we have finished.
 - *A braiding inverse-insert, an inverse syllepsis, or a unit creation operator occurs between the multiplication and the unit.* Since the unit is in TSNF, and by assumption there are no further units created on the output string, this 2-cell will affect a region on one side of the unit's output string. We may therefore:
 - (a) Insert interchangers and their inverses so that, after the 2-cell occurs, the unit interchanges upwards with the created 1-cells, and then returns.
 - (b) Use a Type III rewrite so that the 2-cell occurs below the unit, then the unit interchanges downwards.

This reduces by one the number of 2-cells occurring between the two 1-cells.

- *A series of downwards interchangers and pullthroughs of the unit occurs.* In this case, go to the last 2-cell in the series and try to delay it using Type I rewrites. If this is impossible, there must be an obstruction. If the obstruction is a 2-cell acting on the unit, then since only interchangers and pullthroughs act on the unit, the 2-cell must be an upwards interchanger or pullthrough. This may be cancelled with the downwards interchanger or pullthrough, reducing the number of interchangers and pullthroughs of the unit by two. If the 2-cell acts on the level directly above the unit, there are two possibilities, depending on what the 2-cell is:
 - *A braiding inverse-insert, an inverse syllepsis or a unit creation operator at a level between the two 1-cells.* Since the unit is in TSNF, and by assumption there are no further units created on the output string, this 2-cell will target a region on one side of the unit. We:
 - (a) Insert interchangers and their inverses so that, after the 2-cell occurs, the unit interchanges upwards with the created 1-cells, and then returns.
 - (b) Use a Type III rewrite so that the 2-cell occurs below the unit, then the unit interchanges downwards.

This reduces by one the number of 2-cells occurring between the multiplication and the unit.

- *Any other 2-cell.* In this case, the interchanger will have interchanged downwards with all the involved 1-cells; we may therefore use a Type III rewrite, reducing by one the number of 2-cells occurring between the multiplication and the unit.
3. Iterate the procedure. Since all paths above either cancel the unit creation and destruction operators, reduce the number of interchangers of the unit, or reduce the the number of 2-cells occurring at a level between the two 1-cells, it is clear that this result in cancellation of the creation and destruction operators.

Definition 4.3. We call unit creation operators satisfying the conditions of Lemma 4.2 *unnested with fixed multiplication*.

We now show how to rewrite any loop so that the final unit creation operator is unnested with fixed multiplication.

Lemma 4.4. *Any loop can be rewritten so that the last unit creation operator is unnested with fixed multiplication, without increasing the number of unit creation operators.*

Proof. The last unit creation operator is clearly unnested to begin with. We now show how to fix the multiplication without introducing nesting. Consider the first 2-cell involving the created multiplication 1-cell. If this 2-cell is a unit destruction operator then we are finished. If not:

1. Insert interchangers, pullthroughs and their inverses (IPI) immediately prior to the 2-cell so that the unit node goes straight up to the multiplication 1-cell, returns to where it started and then the 2-cell occurs.
2. Insert a unit destruction operator and its inverse immediately before the pulldowns.
3. Eliminate the first unit creation operator and the inserted destruction operator using Lemma 4.2. We can do this since by assumption this was the first 2-cell acting on the created unit, and the unit is unnested.
4. Use Type I rewrites so that the 2-cell occurs immediately after the unit creation (or after additional interchangers/pullthroughs if necessary).

We now have a movie with the same number of unit creation operators where the last creation operator occurs, the unit interchanges or pulls through downwards to directly beneath the region acted on by the 2-cell involving the multiplication, and then the 2-cell occurs. We now show how to eliminate each possible 2-cell case-by-case.

- *The multiplication interchanges downwards.* In this case the creation operator occurs and then both the unit and the multiplication interchange once downwards. Use a Type III rewrite so that the creation operator occurs immediately below the 1-cell involved in the interchanger:

$$\left[\begin{array}{c} \text{Diagram 1} \Rightarrow \text{Diagram 2} \Rightarrow \text{Diagram 3} \Rightarrow \text{Diagram 4} \end{array} \right] = \left[\begin{array}{c} \text{Diagram 1} \Rightarrow \text{Diagram 5} \end{array} \right]$$

- *The multiplication interchanges upwards.* In this case the creation operator occurs and then the multiplication interchanges upwards. Insert an upwards interchanger of the unit and its inverse immediately following the upwards interchanger of the multiplication. Use a Type II then a Type III rewrite so that the creation operator occurs immediately above the 1-cell involved in the interchanger:

$$\left[\begin{array}{c} | \\ \text{red dot} \end{array} \Rightarrow \begin{array}{c} | \\ \text{blue dot} \end{array} \Rightarrow \begin{array}{c} | \\ \text{red dot} \end{array} \right] = \left[\begin{array}{c} | \\ \text{red dot} \end{array} \Rightarrow \begin{array}{c} | \\ \text{blue dot} \end{array} \Rightarrow \begin{array}{c} | \\ \text{red dot} \end{array} \right]$$

- *The multiplication pulls through downwards.* In this case the creation operator occurs immediately above a braiding, the unit pulls through, and is followed by the multiplication node. Use $(\cdot \otimes \Rightarrow)$ or $(\Rightarrow \otimes \cdot)$ so that the creation operator occurs beneath the braiding:

$$\left[\begin{array}{c} \text{X} \\ \text{red dot} \end{array} \Rightarrow \begin{array}{c} \text{X} \\ \text{blue dot} \end{array} \Rightarrow \begin{array}{c} \text{X} \\ \text{red dot} \end{array} \Rightarrow \begin{array}{c} \text{X} \\ \text{blue dot} \end{array} \Rightarrow \begin{array}{c} \text{X} \\ \text{red dot} \end{array} \right] = \left[\begin{array}{c} \text{X} \\ \text{red dot} \end{array} \Rightarrow \begin{array}{c} \text{X} \\ \text{blue dot} \end{array} \right]$$

- *The multiplication pulls through upwards.* Here the creation operator occurs immediately below a braiding, and the multiplication then pulls through upwards. Insert an upwards pullthrough of the unit followed by a downwards pullthrough immediately after the pullthrough of the multiplication. Use $(\cdot \otimes \Rightarrow)$ or $(\Rightarrow \otimes \cdot)$ so that the creation operator occurs above the braiding and the unit then pulls through downwards:

$$\left[\begin{array}{c} \text{X} \\ \text{red dot} \end{array} \Rightarrow \begin{array}{c} \text{X} \\ \text{blue dot} \end{array} \Rightarrow \begin{array}{c} \text{X} \\ \text{red dot} \end{array} \right] = \left[\begin{array}{c} \text{X} \\ \text{red dot} \end{array} \Rightarrow \begin{array}{c} \text{X} \\ \text{blue dot} \end{array} \Rightarrow \begin{array}{c} \text{X} \\ \text{red dot} \end{array} \Rightarrow \begin{array}{c} \text{X} \\ \text{blue dot} \end{array} \right]$$

- *The multiplication is the lower partner in an associator or inverse associator.* In this case the creation operator is performed immediately below a multiplication 1-cell, with which the created multiplication 1-cell immediately associates. Here we require four equalities, all of which are implied by the triangle equality. Two are shown below; the others are the same, but with all diagrams flipped in a vertical axis (we call them (A1V) and (A2V)).

$$\left[\begin{array}{c} \text{A} \\ \text{blue dot} \end{array} \Rightarrow \begin{array}{c} \text{A} \\ \text{red dot} \end{array} \Rightarrow \begin{array}{c} \text{A} \\ \text{blue dot} \end{array} \right] = \left[\begin{array}{c} \text{A} \\ \text{blue dot} \end{array} \Rightarrow \begin{array}{c} \text{A} \\ \text{red dot} \end{array} \Rightarrow \begin{array}{c} \text{A} \\ \text{blue dot} \end{array} \right] \quad (\text{A1})$$

$$\left[\begin{array}{c} \text{A} \\ \text{blue dot} \end{array} \Rightarrow \begin{array}{c} \text{A} \\ \text{red dot} \end{array} \Rightarrow \begin{array}{c} \text{A} \\ \text{blue dot} \end{array} \right] = \left[\begin{array}{c} \text{A} \\ \text{blue dot} \end{array} \Rightarrow \begin{array}{c} \text{A} \\ \text{red dot} \end{array} \right] \quad (\text{A2})$$

The full derivations of these rewrites can be found in the *Globular* workspace as the 6-cells 'Lemma 4.4 - Mult lower partner in associator Pf (A1)' and 'Lemma 4.4 - Mult lower partner in associator Pf (A2)'. In the proof we use two intermediate lemmas, the 5-cells 'Lemma 4.4 - Associator Lemmma Left' and 'Lemma 4.4 - Associator Lemma Right'. We give the proof for the left lemma as the 6-cell 'Lemma 4.4 - Associator Lemma Left Pf'; the proof for the right lemma is similar.

- *The multiplication is the upper partner in an associator or inverse associator.* Here the unit creation operator occurs directly above a multiplication 1-cell, the unit interchanges downwards, and an associator or inverse associator is then performed. For a left unit, this will be an associator, and for a right unit it will be an inverse associator. We require two equalities, one of which is (A1) postcomposed on both sides with an inverse associator, and the other of which is (A1V) postcomposed on both sides of the equality with an associator.
- *The multiplication annihilates with another unit.* In this case, the creation operator occurs directly above a unit. The created unit then interchanges downwards and the multiplication annihilates with the other unit. To rewrite this movie we need one equality for a left unit creation, derivable from the triangle equality. The equality for a right unit creation is simply the flip of this one.

$$\left[\begin{array}{c} \text{Unit Creation} \\ \text{Multiplication} \end{array} \Rightarrow \begin{array}{c} \text{Unit Interchange} \\ \text{Associator} \end{array} \Rightarrow \begin{array}{c} \text{Unit Interchange} \\ \text{Inverse Associator} \end{array} \Rightarrow \begin{array}{c} \text{Unit Creation} \\ \text{Multiplication} \end{array} \right] = \left[\begin{array}{c} \text{Unit Creation} \\ \text{Multiplication} \end{array} \right]$$

We provide the full derivation of this equality in the *Globular* workspace as the 6-cell 'Lemma 4.4 - Left unit twist Pf'. For convenience, we include the 5-cell 'Lemma 4.4 - Right unit twist' separately.

- *The multiplication is acted on by a commutator or inverse commutator.* For a commutator the unit is created, pulls through the other string, and a commutator occurs. For an inverse commutator, the unit is created and then an inverse commutator occurs. One equality for a commutator is shown below; the other equality is the same, but with all diagrams flipped in a vertical axis. The two equalities for inverse commutators follow from the equalities for commutators by flipping and then postcomposing on both sides with a unit creation and a pullthrough.

$$\left[\begin{array}{c} \text{Unit Creation} \\ \text{Commutator} \end{array} \Rightarrow \begin{array}{c} \text{Unit Interchange} \\ \text{Commutator} \end{array} \Rightarrow \begin{array}{c} \text{Unit Interchange} \\ \text{Inverse Commutator} \end{array} \Rightarrow \begin{array}{c} \text{Unit Creation} \\ \text{Commutator} \end{array} \right] = \left[\begin{array}{c} \text{Unit Creation} \\ \text{Commutator} \end{array} \Rightarrow \begin{array}{c} \text{Unit Interchange} \\ \text{Commutator} \end{array} \right]$$

The full derivation of this rewrite is shown in the *Globular* workspace as 'Lemma 4.4 Commutator Lemma Pf'.

All these rewrites remove the first 2-cell on the multiplication 1-cell. The result therefore follows by iterating the procedure. \square

We gather these two results into the following proposition.

Proposition 4.5. *Any loop on a 1-morphism in the image of F may be rewritten so that it contains no unit creation or destruction operators.*

Proof. Use Lemma 4.4 to rewrite the movie such that the last unit creation operator is unnested with fixed multiplication; then eliminate it using Lemma 4.2. Repeat until all unit creation operators have been removed. \square

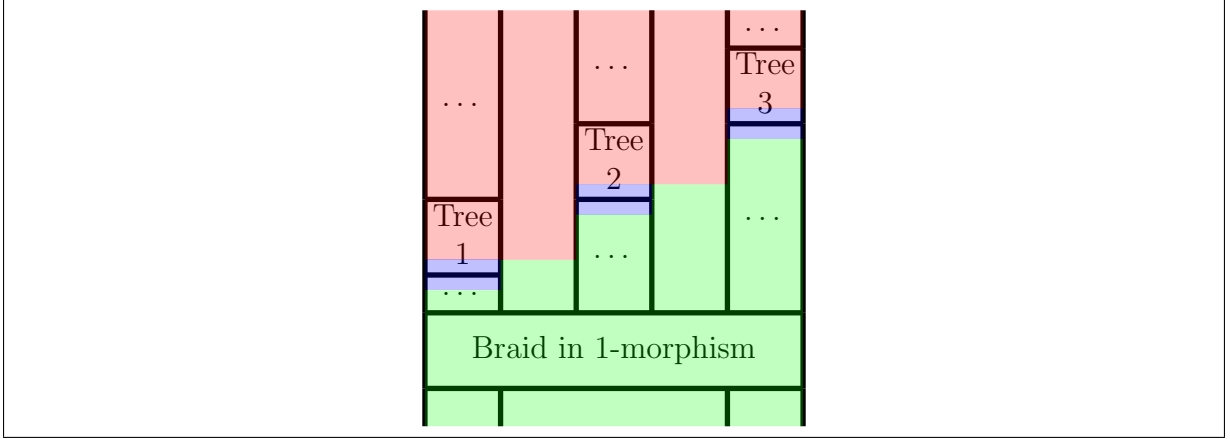


Figure 8: This figure shows fixed trees. In the green region, only structural 2-cells may occur. Commutators occur only at the bottom of the trees, in the blue regions. In the red region, only associators may occur.

4.1.2 Fixing the trees

We now have a loop consisting only of associators, interchangers, commutators, pullthroughs, syllepses, braiding inverse-inserts and braiding cancellations. Recall that the source 1-morphism is a braiding followed by a series of left-bracketed multiplication trees with heights rising from left to right, where we consider a unit 1-cell to be a multiplication tree m^0 . We will now provide a series of rewrites that will ‘fix the trees’. The intuitive meaning of this is shown in Figure 8. We may write the condition as follows.

Lemma 4.6. *The loop can be rewritten so that non-structural 1-cells are in TSNF; there are no interchangers between non-structural 1-cells; and commutators only occur on multiplication 1-cells at the bottom of a tree.*

Proof. Begin with the leftmost tree. Consider the source diagram. Call the top 1-cell in the tree N_1 , the next 1-cell down N_2 , etc. Put N_1 into TSNF. At the start and end of the loop use Type II rewrites so that N_1 moves to the top of the diagram and then back down again. Now we will rewrite the loop so that N_1 is at the top of the diagram when any non-braiding 2-cell occurs. Consider the first non-braiding 2-cell in the loop:

- *The first non-braiding 2-cell involves N_1 .*
 1. Insert IPI immediately before the 2-cell so that N_1 and the other 1-cells acted on by the 2-cell rise together to the top of the diagram, then return, then the 2-cell occurs. There can be no obstructing 1-cells above N_1 since it was the highest 1-cell in its tree, so this is always possible.
 2. Use Type III rewrites so that N_1 and the other 1-cells involved in the 2-cell rise together to the top of the diagram, the 2-cell occurs, then they return.
- *The first non-braiding 2-cell does not involve N_1 .*
 1. Insert IPI immediately before the 2-cell so that N_1 rises to the top of the diagram, then returns down again, then the 2-cell occurs. There can be no obstructing 1-cells for the reason already stated.

2. Use Type I rewrites so that N_1 rises to the top of the diagram, returns down to just below the region on which the 2-cell acts, then the 2-cell occurs, then N_1 returns to its original position.
3. Use a Type III rewrite followed by Type I rewrites so that N_1 rises to the top of the diagram, the 2-cell occurs, then N_1 returns to its original position.

Repeat this process for all non-braiding 2-cells occuring in the loop. In between the two points at the start and end of the loop where N_1 is moved to top of the diagram, we now have a loop where N_1 is at the top of the diagram during all non-braiding 2-cells. Consider the clips between the applications of the non-braiding 2-cells. These contain only structural 2-cells, and begin and end with N_1 at the top of the diagram. Use Theorem 2.20 to rewrite these so that N_1 remains at the top of the diagram throughout the whole loop. We now have a loop where N_1 rises to the top of the diagram in the beginning, remains there throughout, then returns to its original position.

Now we show that, having fixed N_i , we can fix N_{i+1} ; that is, we can rewrite so that N_{i+1} remains in TSNF directly beneath N_i throughout the loop. First put N_{i+1} in TSNF; this will mean that we can always pull it up to directly beneath N_i . At the beginning and end of the loop, after N_i rises to the top, use Type II rewrites so that N_{i+1} rises directly beneath N_i and then returns to its starting position. Now we rewrite so that N_{i+1} is directly beneath N_i whenever a non-braiding 2-cell is performed. Consider the first 2-cell in the movie; there are three possibilities.

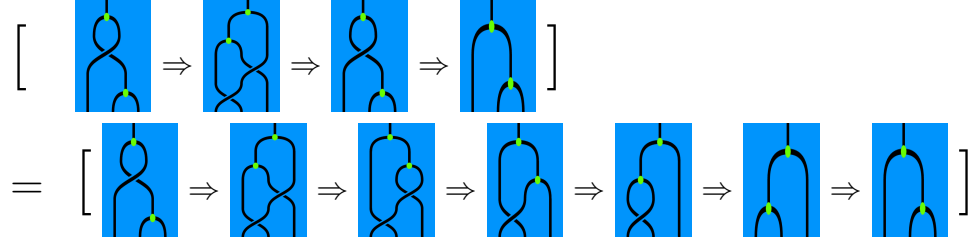
- *The 2-cell acts on N_i and on N_{i+1} .* Here the 2-cell must be an associator. In this case, since N_{i+1} must be directly beneath N_i for the performance of the 2-cell, no rewrite is necessary.
- *The 2-cell acts on N_i but not on N_{i+1} .* In this case, the 2-cell will be either an associator or a commutator on N_i .
 - *The 2-cell is an associator or inverse associator.* Insert IPI so that N_{i+1} pulls up directly beneath N_i , returns to its starting position, then the associator is performed. Use Type I rewrites so that N_{i+1} pulls up directly beneath N_i , then interchanges downwards once, then the associator is performed, then N_{i+1} returns to its starting position. Then use the pentagon equality so that N_{i+1} moves directly beneath N_i , a series of associators are performed, then the other multiplication 1-cell moves back to the starting position of N_i :

$$\begin{aligned}
 & \left[\begin{array}{c} \text{Diagram 1} \Rightarrow \text{Diagram 2} \Rightarrow \text{Diagram 3} \Rightarrow \text{Diagram 4} \end{array} \right] \\
 &= \left[\begin{array}{c} \text{Diagram 5} \Rightarrow \text{Diagram 6} \Rightarrow \text{Diagram 7} \Rightarrow \text{Diagram 8} \Rightarrow \text{Diagram 9} \Rightarrow \text{Diagram 10} \end{array} \right]
 \end{aligned}$$

The diagrams are represented by blue boxes containing black lines. The first row shows four diagrams connected by \Rightarrow arrows, enclosed in large square brackets. The second row shows six diagrams connected by \Rightarrow arrows, also enclosed in large square brackets, and preceded by an equals sign. The diagrams illustrate the sequence of rewrites for an associator 2-cell where N_{i+1} is moved to be directly beneath N_i .

- *The 2-cell is a commutator or inverse commutator.* Insert IPI so that N_{i+1} pulls up directly beneath N_i , then returns to its starting position, then the commutator is performed. Use Type I rewrites so that N_{i+1} is pulled up beneath N_i , pulls through downwards, and then the commutator is performed. Then use one of the

two hexagons to rewrite the movie so that N_{i+1} pulls up directly beneath N_i , then a series of associators and commutators are performed, then N_{i+1} returns to its starting position:



- *The 2-cell acts on N_{i+1} but not on N_i .* In this case, the 2-cell must be an associator or commutator involving N_{i+1} and a multiplication 1-cell or braiding beneath it. Use IPI so that both affected 1-cells rise to beneath N_i , then use Type III rewrites so that the 1-cells move up, the 2-cell occurs, and then they move back down.
- *The 2-cell acts neither on N_i nor on N_{i+1} .* In this case, insert IPI and use Type I rewrites and possibly a Type III rewrite so that N_{i+1} rises up, the 2-cell occurs, and then N_i moves back down again.

By induction, we obtain a loop where each node in the leftmost tree rises to the top of the diagram and remains there throughout, with commutators occurring only on the bottom multiplication 1-cell, before descending again. Repeat for all trees, from left to right; then remove the loop of interchangers at the beginning and end of the movie using Theorem 2.20. The resulting loop will be of the desired form. \square

4.1.3 Associators, commutators and braidings

We now finish rewriting the loop into normal form N . First we deal with the associators; we ensure that the trees remain left bracketed until a commutator or inverse commutator is about to occur, at which point the affected tree will associate in the manner of Definition 3.11, then return to the left bracketing using the inverse sequence of associators when the commutator or inverse commutator is complete. We use the following lemma.

Lemma 4.7. *Without interchangers between multiplication 1-cells, any two sequences of associators between two bracketings of a tree are equal.*

Proof. We prove this by induction on the size of the tree m^n . It is clearly true for m^1 . Now consider m^{n+1} . Follow the progress of the lowest 1-cell throughout the chain of associators. Take the first turning point, where an associator on the lowest 1-cell is followed by an inverse associator on it. In between the associator and inverse associator we have a series of associators of the tree m^n above it such the lowest 1-cell in that tree starts and ends in the same position. By the induction hypothesis this may be rewritten using associator cancellations so that the lowest 1-cell in that tree does not move at all. We may then use Type I rewrites to pull the associator up to the inverse associator and cancel the two. Repeating this, we eliminate all movement of the bottom 1-cell in the loop. The result follows. \square

We now finish the proof. Recall that the definition of the equivalence

Lemma 4.8. *The loop may be rewritten so that all trees are left bracketed until a commutator or inverse commutator, at which point the affected tree associates in the manner prescribed by Definition 3.11, the commutator occurs, and then the tree associates back to the left bracketing in the manner prescribed by Definition 3.11.*

Proof. Immediately before every commutator or inverse commutator, insert associators and their inverses so that the tree is rewritten into the bracketing prescribed by Definition 3.11, then returns to the original bracketing. Use Type I rewrites so that the commutators and inverse commutators occur while the bracketing is as prescribed by Definition 3.11. Finally, insert associators and their inverses to map the tree to the left bracketing in the manner of Definition 3.11 immediately before and after each commutator. By Lemma 4.7 and Type I rewrites we may now rewrite so that the tree remains left bracketed throughout. \square

Lemma 4.9. *The loop may be rewritten so that all commutators and inverse commutators occur at the very end of the loop, and the commutators occur on each tree in turn, from left to right.*

Proof. We first rewrite so that all inverse commutators are absorptions of negative braidings, in the sense that the emission of a positive braiding is immediately followed by its cancellation with a negative braiding:

$$\left[\begin{array}{c} \text{Diagram 1} \\ \Rightarrow \\ \text{Diagram 2} \end{array} \right] = \left[\begin{array}{c} \text{Diagram 3} \\ \Rightarrow \text{Diagram 4} \Rightarrow \text{Diagram 5} \Rightarrow \text{Diagram 6} \Rightarrow \text{Diagram 7} \Rightarrow \text{Diagram 8} \end{array} \right]$$

From now on we consider the inverse commutator as being the pair of emission and cancellation, which together form an absorption. We then use Type 2 rewrites to move the structural 2-cells out of the sequence of associators preceding and following the inverse commutator, so that the tree once again remains left bracketed until immediately before the inverse commutator, and then returns to the left bracketing immediately afterwards.

Now we may simply move all commutators and all inverse commutators to the end of the loop using Type I rewrites, beginning with the last, since there can be no obstruction. Finally, since the sets of 1-cells involved in commutators in different trees are always disjoint, we may now use Type I rewrites to ensure that the commutators occur on each tree in turn, from left to right. \square

The loop is now of the following form: some braids are created directly beneath the trees, and are then entirely absorbed at the end of the loop. We use Theorem 2.20 to rewrite the loop so that the braids are created underneath each tree in turn from left to right. Finally, we use Type 1 rewrites so that the braid beneath the leftmost tree is created, then absorbed, then the same happens for each tree in turn, from left to right. The loop is now in normal form N .

4.2 Showing fullness from normal form

We now analyse each case in turn. We deal with the easy cases first.

Proposition 4.10. *The map $(\Delta)^e \rightarrow G(\mathcal{P})$ defined in Section 3 is full on 2-morphisms.*

Proof. There is no braided structure in $G(\mathcal{P})$; therefore the braids created must all be trivial, and the loop is therefore the identity. \square

Proposition 4.11. *The map $(B\Delta)^e \rightarrow G^{br}(\mathcal{P})$ defined in Section 3 is full on 2-morphisms.*

Proof. There is no commutator in the signature; the braids must therefore all be trivial, since there is no way for them to be absorbed, and the loop is therefore the identity. \square

Proposition 4.12. *The map $(S\Delta)^e \rightarrow G^{sym}(\mathcal{P})$ defined in Section 3 is full on 2-morphisms.*

Proof. As for Proposition 4.11. \square

For the other cases, we must consider a further series of rewrites. In particular, we show that two movies where the absorbed braid words correspond to the same element of the braid group are equal.

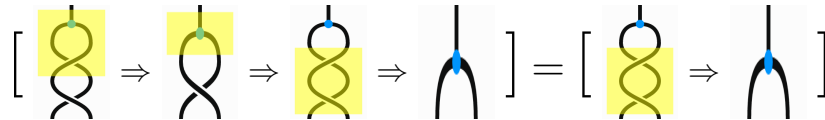
Proposition 4.13. *If the list of isotopy classes of braids absorbed by each tree in two loops in normal form N on the same 1-cell are the same, then the loops are equal.*

Proof. We need to show that the group properties and braid equations are satisfied. That is, on each tree:

1. Associativity: A loop where $(\sigma_i \sigma_j) \sigma_k$ is absorbed may be rewritten to a loop where $\sigma_i(\sigma_j \sigma_k)$ is absorbed.
2. Inverses: A loop where $\sigma_i \sigma_i^{-1}$ is absorbed may be rewritten to a loop where nothing is absorbed.
3. A loop where $\sigma_i \sigma_{i+1} \sigma_i$ is absorbed may be rewritten to a loop where $\sigma_{i+1} \sigma_i \sigma_{i+1}$ is absorbed.
4. A loop where $\sigma_i \sigma_j$, for $|i - j| > 1$, is absorbed may be rewritten to a loop where $\sigma_j \sigma_i$ is absorbed.

We now show each of these in turn.

1. Associativity: This is trivially satisfied.
2. Inverses: One may rewrite which exchanges $\sigma_i \sigma_i^{-1}$ for a cancellation of the two braids by simply cancelling a commutator and its inverse, as follows. (Recall that σ_i^{-1} is a pair of an emission and a cancellation.)



We then use Type I rewrites to move the cancellation before all the commutators of that tree, restoring the loop to normal form N .

3. $\sigma_i \sigma_{i+1} \sigma_i = \sigma_{i+1} \sigma_i \sigma_{i+1}$: We perform a sequence of rewrites with the following effect:

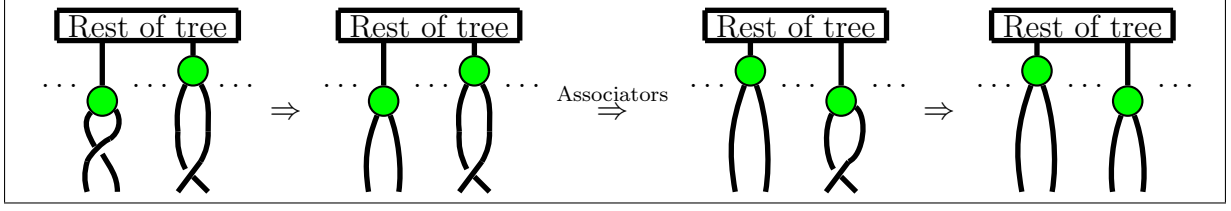
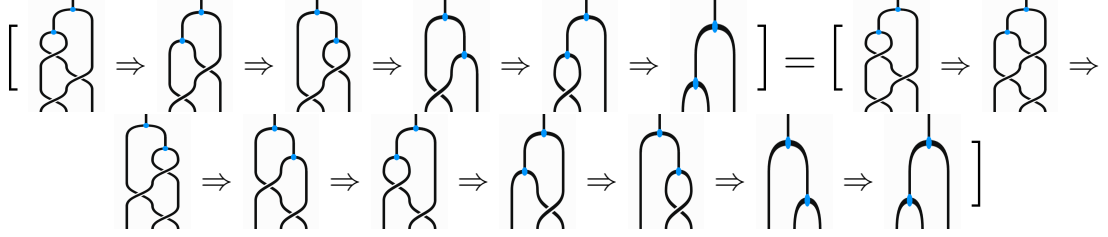
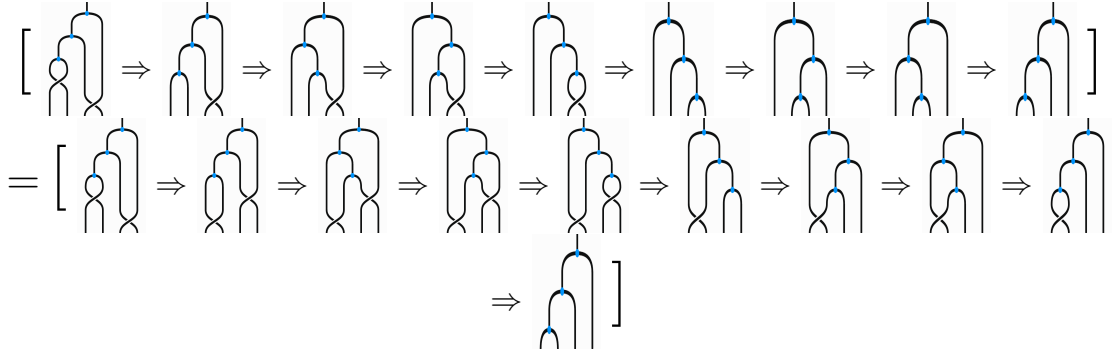


Figure 9



The full rewrite sequence contains two uses of the hexagon equalities and is in the *Globular* workspace as the 6-cell ‘Proposition 4.13 - Yang-Baxter Pf’. We then use Type I rewrites to move the pullthrough before all the commutators of that tree, restoring the loop to normal form N .

4. $\sigma_i \sigma_j = \sigma_j \sigma_i$ for $|i - j| > 1$: Firstly, we use the unique series of associators with no interchangers between multiplication 1-cells (Lemma 4.7) to rewrite the movie between the commutators so that it is of the form shown in Figure 9. We then perform a sequence of rewrites with the following effect:



The full sequence of rewrites is shown in the *Globular* workspace as the 6-cell ‘Proposition 4.13 - Swap relation Pf’. We then use Type I rewrites to move the interchanger before all commutators on the tree, restoring the loop to normal form N .

□

Proposition 4.14. *The map $(B\Delta / \sim)^e \rightarrow G^{br}(\mathcal{P}^{br})$ defined in Section 3 is full on 2-morphisms.*

Proof. Only trivial braids can be created in a braided non-symmetric Gray monoid; Proposition 4.13 therefore implies that all the loops are contractible to the identity. □

Proposition 4.15. *The map $\mathbf{FS}^{br} \rightarrow G^{sym}(\mathcal{P}^{br})$ defined in Section 3 is full on 2-morphisms.*

Proof. The only braids which it is possible to create in a symmetric Gray monoid are pure, by Theorem 2.14. We can then use Proposition 4.13 to put the absorbed pure braids into Artin normal form, since all the braid equations are satisfied. \square

Proposition 4.16. *The map $\mathbf{FS}^e \rightarrow G^{sym}(\mathcal{P}^{sym})$ defined in Section 3 is full on 2-morphisms.*

Proof. We now have the additional relation $\sigma_i^2 = \text{id}$, which is in the signature of a symmetric pseudomonoid. With this additional relation, all pure braids are trivialised, and the loop can therefore be contracted. \square

5 Proof of functoriality

We use the definitions of homomorphisms of unbraided, braided and symmetric Gray monoids given in the work of Day and Street (DS) [11].

We first show that all the purported biequivalences are homomorphisms of bicategories.

Proposition 5.1. *All maps $F : \mathcal{C} \rightarrow G^-(\mathcal{P}^-)$ defined in Section 3 are homomorphisms of bicategories.*

Proof. Let $\text{Hom}(A, B)_S$ and $\text{Hom}(A, B)_T$ be the Hom-categories between objects A and B in the source and target Gray monoids respectively; $c_S^{A,B,C}$ and $c_T^{A,B,C}$ the composition bifunctors $\text{Hom}(A, B) \times \text{Hom}(B, C) \rightarrow \text{Hom}(A, C)$ in each Gray monoid; and I_S^A and I_T^A the identity functors $\mathbf{1} \rightarrow \text{Hom}(A, A)$ in each Gray monoid, where $\mathbf{1}$ is the trivial one-object category.

First note that $F \circ I_S^A = I_T^A$, so the 2-morphism relating the identity functors is an equality. We therefore only require a natural transformation m of the following type:

$$\begin{array}{ccc}
 \text{Hom}(A, B)_S \times \text{Hom}(B, C)_S & \xrightarrow{c_S^{A,B,C}} & \text{Hom}(A, C)_S \\
 \downarrow F \times F & \nearrow m & \downarrow F \\
 \text{Hom}(A, B)_T \times \text{Hom}(B, C)_T & \xrightarrow{c_T^{A,B,C}} & \text{Hom}(A, C)_T
 \end{array}$$

We define $m_{f,g}$ as follows. First pull all attached unit nodes up to their connected multiplication node and remove them with a unit destruction operator, starting with the rightmost unit node. Now pull all trees in the bottom diagram, starting with the rightmost tree, up through any braids so they are directly beneath the trees in the top diagram, . Finally, use associators to left bracket the combined trees, and put the braid in Artin normal form using the standard algorithm.

We now prove naturality of m . Let $f : \underline{m} \rightarrow \underline{n}$ and $g : \underline{n} \rightarrow \underline{o}$ be some 1-morphisms in the source, and let $p_i = |f^{-1}(i)|$ and $q_i = |g^{-1}(i)|$. For every $\alpha : f \Rightarrow f, \beta : g \Rightarrow g$, the following diagram must commute:

$$\begin{array}{ccc}
 F(g \circ f) & \xrightarrow{F(\beta \circ_H \alpha)} & F(g \circ f) \\
 m_{f,g} \uparrow & & \uparrow m_{f,g} \\
 F(g) \circ F(f) & \xrightarrow{F(\beta) \circ_H F(\alpha)} & F(g) \circ F(f)
 \end{array}$$

Commutativity of this diagram follows by flipping the right and bottom arrows; we get a loop on a 1-morphism in the image of F such that the isotopy class of the braid absorbed is trivial; this must therefore be the identity by the results of Section 4.

We need one further diagram to commute for coherence of m . For all $f : \underline{m} \rightarrow \underline{n}$, $g : \underline{n} \rightarrow \underline{o}$ and $h : \underline{o} \rightarrow \underline{p}$:

$$\begin{array}{ccc}
 F(h) \circ F(g) \circ F(f) & \xrightarrow{\text{Id} \circ_H m_{f,g}} & F(h) \circ F(g \circ f) \\
 m_{g,h} \circ_H \text{Id} \downarrow & & \downarrow m_{g \circ f, h} \\
 F(h \circ g) \circ F(f) & \xrightarrow{m_{f, h \circ g}} & F(h \circ g \circ f)
 \end{array}$$

Again, flipping the bottom and left arrows we get a loop on a 1-morphism in the image of F^{br} involving no commutators, which is the identity by fullness and faithfulness of F^{br} ; commutativity follows. \square

We now show that the map is monoidal.

Proposition 5.2. *All maps $F : \mathcal{C} \rightarrow G^-(\mathcal{P}^-)$ defined in Section 3 are strictly monoidal.*

Proof. We have that $F \circ \otimes_S = \otimes_T$, by the definitions in Table 3 and Section 3. \square

Proposition 5.3. *All maps $F : \mathcal{C} \rightarrow G^{br}(\mathcal{P}^-)$ and $F : \mathcal{C} \rightarrow G^{sym}(\mathcal{P}^-)$ defined in Section 3 are strictly monoidal.*

Proof. By the definitions of Section 3, we have that $R_{F(X), F(Y)} = F(R_{X,Y})$. \square

Proposition 5.4. *All maps $F : \mathcal{C} \rightarrow G^{sym}(\mathcal{P}^-)$ defined in Section 3 are strictly symmetric.*

Proof. By the definitions of Section 3, we have that $\sigma_{F(X), F(Y)} = F(\sigma_{X,Y})$. \square

References

- [1] M. Acclavio. A complete proof of coherence for symmetric monoidal categories using rewriting. *ArXiv e-prints*, June 2016.
- [2] John C Baez and James Dolan. Higher-dimensional algebra and topological quantum field theory. *Journal of Mathematical Physics*, 36(11):6073–6105, 1995.
- [3] John C Baez and Martin Neuchl. Higher dimensional algebra I: Braided monoidal 2-categories. *Advances in Mathematics*, 121(2):196–244, 1996.
- [4] Krzysztof Bar, Aleks Kissinger, and Jamie Vicary. Globular: an online proof assistant for higher-dimensional rewriting. *arXiv preprint arXiv:1612.01093*, 2016.
- [5] Krzysztof Bar and Jamie Vicary. Data structures for quasistrict higher categories. *Proceedings of the 32nd Annual ACM/IEEE Symposium on Logic in Computer Science (LICS 2017)*, to appear, 2016.
- [6] Bruce Bartlett, Christopher L Douglas, Christopher J Schommer-Pries, and Jamie Vicary. Extended 3-dimensional bordism as the theory of modular objects. *arXiv preprint arXiv:1411.0945*, 2014.
- [7] Filippo Bonchi, Paweł Sobociński, and Fabio Zanasi. Interacting Hopf algebras. *Journal of Pure and Applied Algebra*, 221(1):144–184, 2017.
- [8] J Scott Carter and Masahico Saito. *Knotted surfaces and their diagrams*. Number 55. American Mathematical Soc., 1998.
- [9] Sjoerd E. Crans. Generalized centers of braided and sylleptic monoidal 2-categories. *Advances in Mathematics*, 136(2):183 – 223, 1998.
- [10] A. Davydov. Quasi-commutative algebras. *Applied Categorical Structures*, 18(4):377–406, 2010.
- [11] Brian Day and Ross Street. Monoidal bicategories and Hopf algebroids. *Advances in Mathematics*, 129(1):99 – 157, 1997.
- [12] Brian Day and Ross Street. Abstract substitution in enriched categories. *Journal of Pure and Applied Algebra*, 179(12):49 – 63, 2003.
- [13] Lawrence Dunn and Jamie Vicary. Coherence for Frobenius pseudomonoids and the geometry of linear proofs. *arXiv preprint arXiv:1601.05372*, 2016.
- [14] R. Gordon, A.J. Power, and R. Street. *Coherence for Tricategories*. Number no. 558 in American Mathematical Society: Memoirs of the American Mathematical Society. American Mathematical Society, 1995.
- [15] Yves Guiraud and Philippe Malbos. Coherence in monoidal track categories. *Mathematical Structures in Computer Science*, 22(06):931–969, 2012.
- [16] Yves Guiraud and Philippe Malbos. Polygraphs of finite derivation type. *Mathematical Structures in Computer Science*, page 147, 2016.

- [17] Michael Nicholas Gurski. *An algebraic theory of tricategories*. PhD thesis, University of Chicago, Department of Mathematics, 2006.
- [18] Nick Gurski. Loop spaces, and coherence for monoidal and braided monoidal bicategories. *Advances in Mathematics*, 226(5):4225–4265, 2011.
- [19] Nick Gurski and Angélica M Osorno. Infinite loop spaces, and coherence for symmetric monoidal bicategories. *Advances in Mathematics*, 246:1–32, 2013.
- [20] Benjamin Taylor Hummon. *Surface diagrams for Gray categories*. PhD thesis, University of California, San Diego, 2012.
- [21] Misha M Kapranov and Vladimir A Voevodsky. 2-categories and Zamolodchikov tetrahedra equations. In *Proc. Symp. Pure Math*, volume 56, pages 177–260, 1994.
- [22] Stephen Lack. A coherent approach to pseudomonads. *Advances in Mathematics*, 152(2):179 – 202, 2000.
- [23] Yves Lafont. *Two-dimensional rewriting*, pages 228–229. Springer Berlin Heidelberg, Berlin, Heidelberg, 1997.
- [24] Paddy McCrudden. Balanced coalgebroids. *Theory and Applications of Categories*, 7(6):71–147, 2000.
- [25] Samuel Mimram. Towards 3-dimensional rewriting theory. *Logical Methods in Computer Science*, 10, 2014.
- [26] Martin Neuchl. *Representation theory of Hopf categories*. PhD thesis, University of Munich, 1997.
- [27] Teimuraz Pirashvili. On the PROP corresponding to bialgebras. *Cahiers de topologie et géométrie différentielle catégoriques*, 43(3):221–239, 2002.
- [28] Christopher John Schommer-Pries. *The classification of two-dimensional extended topological field theories*. PhD thesis, University of California, Berkeley, 2009.

Appendices

A Proofs from Section 2.3

Theorem A.1 (Putting a 1-cell in TSNF). *Let N be a 1-cell with a single nontrivial 0-cell in its output in a movie M in a presented braided or symmetric Gray monoid, where no non-structural 2-cells occur on the output string of N during M . Then there exists a series of rewrites to put N in TSNF.*

Proof. Consider the first 2-cell in M which acts on the output string of N . We rewrite M to remove this 2-cell from the output string. We will now detail the rewrite case-by-case:

- *A braiding inverse-insert.*

1. Insert IPI immediately following the braiding inverse-insert so that the braiding inverse insert occurs, N moves up through both created braidings, and then back down again.
2. Use Type I rewrites so that N moves up to immediately beneath the site of the braiding inverse-insert, the braiding inverse-insert occurs, N moves up through the created braidings, and then back down again.
3. Use CYC so that N moves up, the braiding occurs underneath N , and N then moves back down again.

See the 6-cell 'Theorem A1 - Braiding inverse-insert Pf' in the *Globular* workspace.

- *A braiding cancellation.*

1. Insert IPI immediately before the cancellation so that N moves up through the cancelled braidings, moves back down again, and then the braidings are cancelled.
2. Use Type I rewrites so that N moves up to and through the braidings, down again through both braidings, the braidings are cancelled, and then N returns.
3. Use the flip of CYC so that N moves up to and through the braidings, the braidings are cancelled, and then N returns.

See the 6-cell 'Theorem A1 - Braiding cancellation Pf' in the *Globular* workspace.

- *An upwards pullthrough.*

1. Insert IPI immediately following the pullthrough so that the 1-cell pulls through, then N then travels up far enough to interchange with the 1-cell, then N returns.
2. Use $(\rightarrow \otimes \rightarrow)$ so that N travels up and pulls over the output string of the other 1-cell, then the 1-cell moves up just below N , then N returns.

See the 6-cell 'Theorem A1 - Upwards pullthrough Pf' in the *Globular* workspace.

- *A downwards pullthrough.*

1. Insert IPI immediately prior to the pullthrough so that N moves up to and through the braidings, then returns, then the other 1-cell pulls downwards through the braidings.
2. Use Type I rewrites so that N moves up to and through the braidings, then N moves back down through the braidings, then the other 1-cell pulls through the braidings, then N returns.
3. Use the flip of $(\rightarrow \otimes \rightarrow)$ and Type II rewrites so that N moves up and through the braidings, then the other 1-cell moves down through the braidings, then N returns.

See the 6-cell 'Theorem A1 - Downwards pullthrough Pf' in the *Globular* workspace.

- *An upwards interchanger.*

1. Insert IPI immediately following the interchanger so that then N pulls up and through the interchanged braiding, then returns.
2. Use Type I rewrites so that N pulls up beneath the braiding, the braiding interchanges upwards, then N interchanges upwards and pulls through upwards, then returns.
3. Use a Type III interchanger so that N pulls through the braiding, then interchanges upwards, then the braiding interchanges upwards, then N returns.

See the 6-cell 'Theorem A1 - Upwards interchanger Pf' in the *Globular* workspace.

- *A downwards interchanger.*

1. Insert IPI immediately prior to the downwards interchanger so that N pulls up to and through the braiding, then N returns, then the braiding interchanges downwards.
2. Use Type I rewrites so that N pulls up to and through the braiding, then back down through the braiding, then interchanges downwards, then the braiding interchanges downwards, then N returns.
3. Use a Type III rewrite so that N pulls up to and through the braiding, the braiding interchanges downwards, then N returns.

See the 6-cell 'Theorem A1 - Downwards interchanger Pf' in the *Globular* workspace.

For a symmetric Gray monoid, there are two more possibilities:

- *A syllepsis.*

1. Insert IPI immediately before the syllepsis so that N moves up through the braidings, then back down again, then the syllepsis occurs.
2. Use Type I rewrites so that N moves up through the braidings, then pulls back through the braidings, the syllepsis occurs, then N returns.
3. Use PTSYL and Type II rewrites so that N moves up through the braidings, the syllepsis occurs and then N returns.

See the 6-cell 'Theorem A1 - Syllepsis Pf' in the *Globular* workspace.

- *An inverse syllepsis.*

1. Insert IPI immediately following the inverse syllepsis so that the inverse syllepsis occurs, N moves up through the created braidings, and then returns.
2. Use Type I rewrites so that N moves up immediately beneath the site of the inverse syllepsis, the inverse syllepsis occurs, N moves up through the created braidings, and then returns.
3. Use the flip of PTSYL and Type II rewrites so that N moves up, the inverse syllepsis occurs beneath N , and then N returns.

See the 6-cell 'Theorem A1 - Inverse syllepsis Pf' in the *Globular* workspace.

Repeat until all 2-cells acting on the output string of N have been removed. \square

We now extend Theorems 2.13 and 2.14 using the TSNF procedure we just introduced.

Theorem A.2 (Extended coherence for presented braided or symmetric Gray monoids). *In a presented braided or symmetric Gray monoid with no generating 2-cells and whose generating 1-cells all have exactly one nontrivial 0-cell as output, all parallel 2-morphisms are equal.*

Proof. Since every 2-morphism is an isomorphism we need only show that any loop is contractible. Consider the source diagram. Order the non-braiding 1-cells in the source by height; call the highest N_1 , the next highest N_2 , etc.; up to N_d , where d is the number of non-braiding 1-cells in the source. The target of our rewrites will be the following movie: N_1 interchanges and pulls through directly upwards to the top of the diagram. N_2 then does the same, to the level just below N_1 . N_3 then does the same; this continues until all N_i are at the top of the diagram in the same height order as they were originally. Now, a loop of 2-cells occurs beneath all the N_i . Finally, N_d interchanges and pulls through directly downwards back to its initial position, then N_{d-1} does the same, etc.; this continues until all nodes have returned to their original position. We may then use Theorem 2.14 to remove the loop, since it features no 1-cells; then we cancel the upwards movement of the N_i with the downwards movement, since they are inverse.

Our series of rewrites will be inductive in the following sense: we will first rewrite the movie so that N_1 moves to the top, remains there throughout and then returns to the bottom again, while the other 1-cells interact beneath it in between its ascent and and its descent. We will then do exactly the same thing for the movie of interactions beneath N_1 , and then for the movie of interactions beneath N_2 , etc. It is clear that this approach will produce a movie in the desired form. Therefore, all we need to show is that we can rewrite the movie to one where N_1 moves to the top, remains there throughout and then returns to the bottom again. The procedure is as follows.

1. Put N_1 in TSNF using Procedure 2.19.
2. Insert IPI so that the movie begins and ends with N_1 travelling straight up to the top of the diagram, then returning. This is possible since N_1 was the highest non-braiding 1-cell.
3. We now ensure that every 2-cell not involving N_1 occurs below N_1 . Take the first 2-cell in the movie not involving N_1 and occurring above it. We have the following cases.
 - *The 2-cell is a braiding inverse-insert or inverse syllepsis.*
 - (a) Insert IPI so that N_1 rises to immediately beneath the region on which 2-cell occurs then returns. This is possible because N_1 is the highest non-braiding 1-cell.
 - (b) Use Type I rewrites so that N_1 rises immediately beneath the region on which the 2-cell occurs, the 2-cell occurs, then N_1 returns to its starting position.
 - (c) Insert two interchangers and their inverses immediately following the 2-cell so that N_1 moves up past the created braidings and then returns. This is possible as N_1 is in TSNF, so the 2-cell cannot involve its output string.

- (d) Use a Type III rewrite to rewrite the movie to one where N_1 is pulled upwards, the 2-cell occurs directly beneath it, and then N_1 returns to its starting position. This is possible because N_1 is in TSNF, so the 2-cell acts on one side of the output string or is an interchanger.
- *Any other 2-cell.*
 - (a) Insert IPI immediately before the 2-cell so that N_1 moves directly above the region acted on by the 2-cell, then returns, then the 2-cell occurs. This is possible because N_1 is the highest non-braiding 1-cell.
 - (b) Use Type I rewrites so that N_1 moves directly above the region acted on by the 2-cell, returns to just below the region acted on by the 2-cell, then the 2-cell occurs.
 - (c) Use a Type III rewrite so that N_1 is pulled upwards, the 2-cell occurs directly beneath it, then N_1 returns to its starting position. This is possible because N_1 is in TSNF, so the 2-cell acts on one side of the output string or is an interchanger.

Repeat until all 2-cells occur below N_1 .

4. We now remove all pullthroughs on N_1 . Since N_1 is in TSNF, the number b of braidings on the output string can only be changed by downwards and upwards pullthroughs of N_1 . At the beginning and end of the clip $b = 0$, so there are an equal number of upwards and downwards pullthroughs. Go to the first downwards pullthrough at which b is maximised. Try to move this later in the movie using Type I rewrites. At some point this will be impossible. Since N_1 is in TSNF, no 2-cell can affect the braiding created by the pullthrough; there are therefore two possibilities for the obstruction.
 - *The downwards pullthrough is immediately followed by an upwards pullthrough.*
 - (a) Cancel the two pullthroughs, reducing the total number of pullthroughs on N_1 during the clip by 2.
 - *There is a chain of downward interchangers of N_1 immediately following the downwards pullthrough.*
 - (a) Go to the last downwards interchanger in this chain. Try to push it later in the movie using a Type II rewrite. If this succeeds, return to 4. If it fails, the obstruction cannot be a downwards interchanger, since b was maximal; nor can it be a 2-cell above N_1 , since we removed all these. It can therefore only be an upwards interchanger. Therefore, cancel both interchangers using a Type II rewrite.

Repeat this procedure to remove all pairs of downwards and upwards pullthroughs from the movie.

5. There are now only interchangers on N_1 . Go to the first interchanger of N_1 ; it will be the first of a chain of downwards interchangers. Go to the last downward interchanger in this chain and try to move it backwards in the movie using a Type I interchanger. If this is impossible, the only possible obstruction is an upwards interchanger, since there are no more pullthroughs on N_1 and no 2-cells above it; we may therefore cancel

the two interchangers using a Type II rewrite. Repeat this procedure to remove all interchangers.

The loop is now in the desired form and may be contracted.

□