

Energy-Efficient Multi-Pair Two-Way AF Full-Duplex Massive MIMO Relaying

Ekant Sharma, Rohit Budhiraja and K Vasudevan

Abstract

We consider multi-pair two-way amplify and forward (AF) relaying, where multiple full-duplex source-node pairs exchange information via a shared full-duplex massive multiple-input multiple-output (MIMO) relay. Most of the previous massive MIMO relay works maximize spectral efficiency (SE). We maximize global energy efficiency (GEE) with quality-of-service (QoS) constraints that are expressed as the rate required by source nodes. The problem is non-convex and is solved by approximating it as a pseudo-concave problem, which is then solved using the Dinkelbach method. We also consider the max-min EE problem which maximizes the EE of the worst energy efficient user. For solving the EE optimization, we derive approximate closed-form lower bounds for the ergodic achievable rate for maximal-ratio and zero-forcing processing at the relay by using minimum mean squared error channel estimation. We numerically show the accuracy of the derived lower bounds and the improved GEE with optimal power allocation, with and without QoS constraints.

Index Terms

Energy efficiency, full-duplex, relay.

I. INTRODUCTION

Relay based communication is being extensively investigated to expand the coverage, improve the diversity, increase the data rate and reduce power consumption [1]. The current generation relays are mostly half-duplex (HD) due to their implementation simplicity. A HD relay degrades the spectral efficiency as it cannot transmit and receive on the same spectral resource. The full-duplex (FD) technology has recently become popular after the recent studies demonstrated a significant reduction in loop interference caused due to transmission and reception on same channel [2], [3]. A full-duplex (FD) relay, commonly known as one-way relay, can therefore transmit and receive on the same spectral resource and can theoretically double the spectral efficiency, when compared with a HD relay [4], [5].

Two-way FD relaying [6]–[8], wherein two users exchange two data units in one channel use via a relay, further improves the spectral efficiency. Two-way FD relaying is recently extended to multi-pair two-way FD relaying [9]–[11] wherein multiple user pairs exchange data via a

relay in single channel use. Multi-pair two-way FD relaying, however, suffers from inter-pair in addition to the loop interference from the transmit antenna to receive antenna of the relay, which can degrades its spectral efficiency.

Massive multiple-input multiple-output (MIMO) systems have become popular as they cancel multi-user interference by using simple linear transmit processing schemes e.g., zero-forcing (ZF) and maximum ratio combining (MRC) [12]–[15], and significantly improve the spectral efficiency (SE). Massive MIMO is also incorporated in one and two-way FD relays to cancel the loop and inter-pair interference [9]–[11], [16]. Reference [9] derived the achievable rate and a power allocation scheme to maximize ergodic sum-rate for multi-pair one-way decode and forward massive MIMO FD relaying. Dai *et al.* in [16] similarly derived closed-form achievable rate and a power allocation scheme to maximize sum-rate for multi-pair two way massive MIMO HD AF relay with imperfect channel state information (CSI) and linear processing. Zhang *et al.* in [10] propose four power scaling schemes for two-way FD relaying to improve its spectral and energy efficiency. Reference [11] develops a power allocation scheme to maximize sum-rate for multi-pair two-way FD massive MIMO AF relaying using the CSI estimated using least squares and MRC processing at the relay.

The energy cost of network operation has increased to almost 50% of the total operational cost [17]. The energy efficiency (EE) metric, which obtains a Pareto-optimality between energy consumption and throughput, has recently drawn attention as a performance measure [18]–[22]. Reference [18] studies the EE of the downlink of a cell-free single-hop massive MIMO system with ZF precoding. Reference [19] discusses the EE of uplink massive MIMO when non-linear successive-interference cancellation receivers are employed at the base station. The authors in [20] analyze the the achievable rates and EE of a small cell massive MIMO single-hop FD system. This work also proposes power allocation algorithms to maximize EE and SE. [21] Liu *et al.* investigated the trade-off between the EE and SE for single-hop massive MIMO systems with linear precoding and transmit antenna selection.

For massive MIMO relay systems, the existing literature e.g., [9], [11], [16] has focused only on the achievable rate. The EE of massive MIMO relaying has not yet been studied except for a recent study in [22] which develops an *asymptotic* power allocation scheme to maximize energy efficiency for a multi-pair *one-way decode and forward* massive MIMO *half-duplex* relay system. To the best of our knowledge, the power allocation scheme for multi-pair *two-way AF*

massive MIMO *FD* relay system is not yet considered. The current work addresses this gap. Due to loop interference and coupled channels in two-way *FD* relaying system, the power allocation schemes for multi-pair two-way *HD* systems cannot be directly applied to our system.

We next list the main contributions of this paper:

- 1) We derive ergodic achievable rate of the multi-pair two-way *AF FD* massive MIMO relay with linear processing and channel being estimated at the relay based on minimum mean square error (MMSE) estimation. We also derive approximate closed-form lower bounds for the achievable rate with arbitrary number of relay antennas with MMSE based channel estimation for both MRC and ZF processing at the relay. This is different from [11], where authors derive a closed-form lower bound for MRC processing based on least square (LS) channel estimation. It is non-trivial to extend the results obtained for MRC processing based on LS channel estimation to MRC and ZF processing based on MMSE estimates. We show the considerable performance improvement achieved in SE and EE due to MMSE channel estimation and ZF processing. These closed-form expressions for the achievable rate with arbitrary number of relay antennas, to the best of our knowledge, have not yet been derived in the massive MIMO relaying literature.
- 2) We optimally allocate power to maximize the QoS-constrained global energy efficiency (GEE) by using the derived closed-form achievable rate expressions. The QoS constraints are expressed as the rate required by the user. The GEE maximization for the system considered herein has a non-convex objective. We solve this problem by formulating a sequence of convex auxiliary problems to first approximate the objective and later for Dinkelbach's method.
- 3) We also maximize the EE by using max-min fairness criterion; the problem has a non-differentiable objective. We again use sequential programming approach to first approximate the objective as quasi-concave and later for Dinkelbach's method.
- 4) We also maximize the QoS-constrained spectral efficient with MRC and ZF processing for MMSE channel estimation. We note that the spectral efficiency of the system considered herein with MMSE channel estimation and MRC and ZF processing has not been studied before. We show that for small number of relay antennas, the MRC, with optimal power allocation, performs better than the ZFR processing.

The rest of the paper is organized as follows. We present the system model in Section II and approximate achievable rate analysis is done in Section III. Energy-efficient power allocation problem considering QoS constraint is formulated in Section IV. Simulation results are presented

in Section V and finally Section VI concludes the paper.

Notations: The boldface capital and small letter represents matrix and vector, respectively, $\mathbb{C}^{r \times s}$ denotes a complex matrix of dimension $r \times s$. The superscript $(\cdot)^T$, $(\cdot)^H$, $(\cdot)^*$ denotes the transpose, Hermitian and conjugate operations, respectively. The $\text{diag}(\mathbf{x})$ denotes a (square) diagonal matrix with \mathbf{x} on its main diagonal, \mathbf{I}_Q denotes an $Q \times Q$ identity matrix, and $\mathbf{1}_k$ denotes a $2K \times 1$ vector consisting of value one at k th row and zero otherwise. The expectation and trace operations are denoted by $\mathbb{E}[\cdot]$ and $\text{tr}\{\cdot\}$, respectively.

II. SYSTEM MODEL

We consider multi-pair two-way AF full-duplex relaying as shown in Fig. 1, where K user pairs user pair (S_{2k-1}, S_{2k}) for $k = 1$ to K communicate with each other via a single FD relay on the same time-frequency resource. We assume that the relay has N transmit and N receive antennas, while each of the source node has one transmit and receive antenna. Also, there is no direct link between a pair of source nodes (S_{2k-1}, S_{2k}) due to large path loss and heavy shadowing. The source nodes on the same side of the relay, due to full-duplex architecture, interfere with each other; the interference caused is termed as inter-user interference.

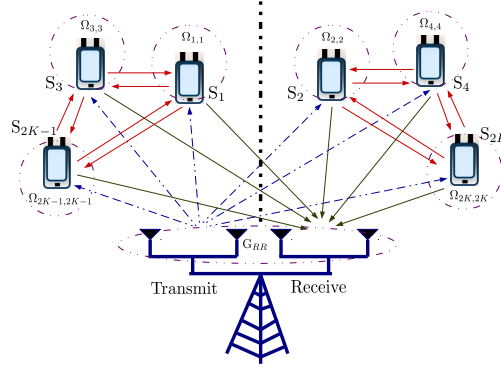


Fig. 1: Multi-pair two-way full-duplex AF relay system: relay consists of massive antenna arrays and source node has two antenna each, one for transmission and another for reception, all nodes and relay transmit and receive at the same time instant which leads to self-loop interference at the relay G_{RR} (shown by dotted ellipse), at the source node $\Omega_{k,k}$ (shown by dotted circle) and inter-user interference (shown by solid red line). The source nodes on either side of the relay are isolated (bold dotted line at the center).

At time instant n , the source node S_k , $k = 1$ to $2K$ transmit the signal $\sqrt{p_k}x_k(n)$ to the relay¹, and simultaneously the relay broadcasts $\mathbf{x}_R(n) \in \mathbb{C}^{N \times 1}$ back to all source nodes. Here

¹To avoid repetition, we assume that $k = 1$ to $2K$ throughout this paper.

p_k denotes the transmit power of the k th node. The received signal at the relay and source node S_k are given as

$$\begin{aligned} \mathbf{y}_R(n) &= \sum_{k=1}^{2K} \sqrt{p_k} \mathbf{g}_k x_k(n) + \mathbf{G}_{RR} \mathbf{x}_R(n) + \mathbf{z}_R(n) \\ &= \tilde{\mathbf{G}} \mathbf{x}(n) + \mathbf{G}_{RR} \mathbf{x}_R(n) + \mathbf{z}_R(n), \end{aligned} \quad (1)$$

$$y_k(n) = \mathbf{f}_k^T \mathbf{x}_R(n) + \sum_{i,k \in U_k} \Omega_{k,i} \sqrt{p_i} x_i(n) + z_k(n). \quad (2)$$

We denote $\mathbf{G} = [\mathbf{g}_1, \mathbf{g}_2, \mathbf{g}_3, \dots, \mathbf{g}_{2K}] \in \mathbb{C}^{N \times 2K}$ and $\mathbf{F} = [\mathbf{f}_1, \mathbf{f}_2, \mathbf{f}_3, \dots, \mathbf{f}_{2K}] \in \mathbb{C}^{N \times 2K}$, where \mathbf{g}_k and \mathbf{f}_k denotes the channels from the transmit antenna of k th source node to the relay receive antenna array, and from the relay's transmit antenna array to the receive antenna of the K th source nodes respectively. Further, $\tilde{\mathbf{G}} = \mathbf{G}\mathbf{P}$ and $\mathbf{P} = \text{diag} \{ \sqrt{p_1}, \sqrt{p_2}, \dots, \sqrt{p_{2K}} \}$ with each power satisfying $0 \leq p_i \leq P_0$ and $\sum_{i=1}^{2K} p_i = P$. The receive signal at the relay and the source nodes is interfered by their own transmit signal, which is called as the self-loop interference. Here \mathbf{G}_{RR} and $\Omega_{k,k}$ denote the self-loop interference at the relay and the node S_k and are modeled as i.i.d. $\mathcal{CN}(0, \sigma_{LIR}^2)$ and $\mathcal{CN}(0, \sigma_{k,k}^2)$, respectively. The term $\Omega_{k,i}$ ($k, i \in U_k, i \neq k$) denote the inter-user interference channel, which is modeled as an i.i.d. $\mathcal{CN}(0, \sigma_{k,i}^2)$, where the set $U_k = [1, 3, 5, \dots, 2K-1]$ for odd k and $U_k = [2, 4, 6, \dots, 2K]$ for even k . The vector $\mathbf{x}(n) = [x_1(n), x_2(n), x_3(n), \dots, x_{2K}(n)]^T \in \mathbb{C}^{N \times 1}$ with $\mathbb{E} [\mathbf{x}(n) \mathbf{x}^H(n)] = \mathbf{I}_{2K}$. The terms $\mathbf{z}_R(n) \in \mathbb{C}^{N \times 1}$ and $z_k(n)$ are additive white Gaussian noise (AWGN) at the relay and source node S_k and their elements are modeled as i.i.d. $\mathcal{CN}(0, \sigma_{nr}^2)$ and $\mathcal{CN}(0, \sigma_n^2)$, respectively. The relay transmit signal satisfies its power constraint such that $\text{Tr} \{ \mathbb{E} [\mathbf{x}_R(n) \mathbf{x}_R^H(n)] \} = P_R$, where P_R denotes the maximum transmit power of the relay.

The channel matrices account for both small-scale and large-scale fading; we therefore express $\mathbf{G} = \mathbf{H}_u \mathbf{D}_u^{1/2}$ and $\mathbf{F} = \mathbf{H}_d \mathbf{D}_d^{1/2}$. Here the small-scale fading matrices \mathbf{H}_u and \mathbf{H}_d have i.i.d. $\mathcal{CN}(0, 1)$ elements, while the k th element of large-scale diagonal fading matrices \mathbf{D}_u and \mathbf{D}_d are denoted as $\sigma_{g,k}^2$ and $\sigma_{f,k}^2$, respectively. The inter-element distance is assumed to be smaller than the distance between the transmit array and the receive array which leads to the channel between the transmit and receive antennas to be i.i.d.

In the first time slot ($n = 1$), the relay will only receive signal and there is no transmission.

The signals received at the relay and the source node S_k are given respectively as

$$\mathbf{y}_R(1) = \tilde{\mathbf{G}}\mathbf{x}(1) + \mathbf{z}_R(1), \quad y_k(1) \sum_{i,k \in U_k} \Omega_{k,i} \sqrt{p_i} x_i(1) + z_k(1). \quad (3)$$

At the n th time instant, the relay linearly precodes its received signal $\mathbf{y}_R(n-1)$ using a matrix \mathbf{W} such that

$$\mathbf{x}_R(n) = \alpha \mathbf{W} \mathbf{y}_R(n-1), \quad (4)$$

where α is an amplification factor chosen to satisfy total power constraint at the relay. The relay transmit signal \mathbf{x}_R , similar to [10], can be re-expressed using (1) as

$$\mathbf{x}_R(n) = s(\mathbf{x}(n-\nu) + \mathbf{x}(n-2\nu) + \cdots + \mathbf{z}_R(n-\nu) + \mathbf{z}_R(n-2\nu) + \cdots). \quad (5)$$

Here $s(\cdot)$ is a function involving vector and matrix operation, and ν is the relay processing delay ($\nu = 1$ in this paper). Reference [2] has proposed solutions to significantly suppress the residual loop interference such that the relay self-loop interference caused due to \mathbf{x}_R can be regarded as an additional noise [10]. Therefore (1) is re-written as

$$\tilde{\mathbf{y}}_R(n) = \tilde{\mathbf{G}}\mathbf{x}(n) + \mathbf{G}_{\mathbf{RR}}\tilde{\mathbf{x}}_R(n) + \mathbf{z}_R(n). \quad (6)$$

The term $\tilde{\mathbf{x}}_R(n)$ is considered as Gaussian noise source which satisfies $\text{Tr} \{ \mathbb{E} [\tilde{\mathbf{x}}_R(n) \tilde{\mathbf{x}}_R^H(n)] \} = P_R$. The relay transmit signal is similarly Using (6), we can re-write (4) as

$$\mathbf{x}_R = \alpha \mathbf{W} \tilde{\mathbf{y}}_R(n-1). \quad (7)$$

For further discussion we will omit the time labels. Using (6), we can re-write (4) as

$$\mathbf{x}_R = \alpha \mathbf{W} \tilde{\mathbf{y}}_R = \alpha \mathbf{W} \tilde{\mathbf{G}}\mathbf{x} + \alpha \mathbf{W} \mathbf{G}_{\mathbf{RR}}\tilde{\mathbf{x}}_R + \alpha \mathbf{W} \mathbf{z}_R. \quad (8)$$

The power constraint of the relay is therefore

$$\mathbf{P}_R = \text{Tr} \{ \mathbb{E} [\mathbf{x}_R \mathbf{x}_R^H] \} = \mathbb{E} [\|\alpha \mathbf{W} \tilde{\mathbf{G}}\mathbf{x}\|^2] + \mathbb{E} [\|\alpha \mathbf{W} \mathbf{G}_{\mathbf{RR}}\tilde{\mathbf{x}}_R\|^2] + \mathbb{E} [\|\alpha \mathbf{W} \mathbf{z}_R\|^2]. \quad (9)$$

The scaling factor α can now be written as

$$\alpha = \sqrt{\frac{P_R}{\mathbb{E} [\|\mathbf{W} \tilde{\mathbf{G}}\mathbf{x}\|^2] + \mathbb{E} [\|\mathbf{W} \mathbf{G}_{\mathbf{RR}}\tilde{\mathbf{x}}_R\|^2] + \mathbb{E} [\|\mathbf{W} \mathbf{z}_R\|^2]}}. \quad (10)$$

The received signal at the source node S_k given in (2) can be re-written using (8) as

$$\begin{aligned}
y_k &= \alpha \mathbf{f}_k^T \mathbf{W} \tilde{\mathbf{G}} \mathbf{x} + \alpha \mathbf{f}_k^T \mathbf{W} \mathbf{G}_{\mathbf{RR}} \tilde{\mathbf{x}}_R + \alpha \mathbf{f}_k^T \mathbf{W} \mathbf{z}_R \sum_{i,k \in U_k} \Omega_{k,i} \sqrt{p_i} x_i + z_k \\
&= \underbrace{\alpha \mathbf{f}_k^T \mathbf{W} \sqrt{p_{k'}} \mathbf{g}_{k'} x_{k'}}_{\text{desired signal}} + \underbrace{\alpha \mathbf{f}_k^T \mathbf{W} \sqrt{p_k} \mathbf{g}_k x_k}_{\text{self-interference}} + \underbrace{\alpha \mathbf{f}_k^T \mathbf{W} \sum_{i \neq k, k'}^{2K} \sqrt{p_i} \mathbf{g}_i x_i}_{\text{inter-pair interference}} + \underbrace{\alpha \mathbf{f}_k^T \mathbf{W} \mathbf{G}_{\mathbf{RR}} \tilde{\mathbf{x}}_R}_{\text{amplified loop interference}} \\
&+ \underbrace{\alpha \mathbf{f}_k^T \mathbf{W} \mathbf{z}_R}_{\text{amplified noise from relay}} + \underbrace{\sum_{i,k \in U_k} \Omega_{k,i} \sqrt{p_i} x_i}_{\text{self loop interference and inter-user interference}} + \underbrace{z_k}_{\text{AWGN at } S_k}. \tag{11}
\end{aligned}$$

Here $(k, k') = (2m-1, 2m)$ or $(2m, 2m-1)$, for $m = 1, 2, 3, \dots, 2K$ denotes the user pair which exchange information with one another.

In this work we assume that the relay estimates channels \mathbf{G} and \mathbf{F} to design the precoder \mathbf{W} . The relay transmits the self-interference cancellation (SIC) coefficient $\hat{\mathbf{f}}_k^T \mathbf{W} \hat{\mathbf{g}}_k$ for each user, where $\hat{\mathbf{f}}_k$ and $\hat{\mathbf{g}}_k$ are the estimated channel coefficients. The receive signal at S_k after SIC is

$$\begin{aligned}
\tilde{y}_k &= \underbrace{\alpha \mathbf{f}_k^T \mathbf{W} \sqrt{p_{k'}} \mathbf{g}_{k'} x_{k'}}_{\text{desired signal}} + \underbrace{\alpha \sqrt{p_k} \lambda_k x_k}_{\text{residual interference}} + \underbrace{\alpha \mathbf{f}_k^T \mathbf{W} \sum_{i \neq k, k'}^{2K} \sqrt{p_i} \mathbf{g}_i x_i}_{\text{inter-pair interference}} + \underbrace{\alpha \mathbf{f}_k^T \mathbf{W} \mathbf{G}_{\mathbf{RR}} \tilde{\mathbf{x}}_R}_{\text{amplified loop interference}} \\
&+ \underbrace{\alpha \mathbf{f}_k^T \mathbf{W} \mathbf{z}_R}_{\text{amplified noise from relay}} + \underbrace{\sum_{i,k \in U_k} \Omega_{k,i} \sqrt{p_i} x_i}_{\text{self loop interference and inter-user interference}} + \underbrace{z_k}_{\text{AWGN at } S_k}. \tag{12}
\end{aligned}$$

Here $\lambda_k = \mathbf{f}_k^T \mathbf{W} \mathbf{g}_k - \hat{\mathbf{f}}_k^T \mathbf{W} \hat{\mathbf{g}}_k$ is the residual self-interference. In the next section, we discuss the channel estimation process.

III. CHANNEL ESTIMATION

Assuming the coherence interval for transmission to be T symbols, all source nodes simultaneously transmit pilot sequence of length $\tau \leq T$ symbols to the relay. During pilot transmission phase, the relay will receive the following signal at the receive and transmit antenna array

$$\mathbf{Y}_{R,R} = \sqrt{\tau P_\rho} \mathbf{G} \boldsymbol{\varphi} + \mathbf{N}_{R,R}, \quad \mathbf{Y}_{R,T} = \sqrt{\tau P_\rho} \mathbf{F} \bar{\boldsymbol{\varphi}} + \mathbf{N}_{R,T}, \tag{13}$$

where $\sqrt{\tau P_\rho} \boldsymbol{\varphi} \in \mathbb{C}^{2K \times \tau}$ denotes the pilot symbols transmitted from all source nodes with P_ρ being the transmit power of each pilot symbol. The matrices $\mathbf{N}_{R,R}$ and $\mathbf{N}_{R,T}$ denote the

AWGN noise whose elements are i.i.d. and distributed as $\mathcal{CN}(0, 1)$. The pilots are assumed to be orthogonal such that $\varphi\varphi^H = \mathbf{I}_{2K}$ for $\tau \geq 2K$. The MMSE channel estimate of \mathbf{G} and \mathbf{F} are given by [23]

$$\begin{aligned}\hat{\mathbf{G}} &= \frac{1}{\sqrt{\tau P_\rho}} \mathbf{Y}_{R,R} \varphi^H \bar{\mathbf{D}}_u = \mathbf{G} \bar{\mathbf{D}}_u + \frac{\mathbf{N}_{R,R} \varphi^H}{\sqrt{\tau P_\rho}} \bar{\mathbf{D}}_u \\ \hat{\mathbf{F}} &= \frac{1}{\sqrt{\tau P_\rho}} \mathbf{Y}_{R,T} \varphi^H \bar{\mathbf{D}}_d = \mathbf{F} \bar{\mathbf{D}}_d + \frac{\mathbf{N}_{R,T} \varphi^H}{\sqrt{\tau P_\rho}} \bar{\mathbf{D}}_d.\end{aligned}\quad (14)$$

The matrices $\hat{\mathbf{G}} = [\hat{\mathbf{g}}_1, \hat{\mathbf{g}}_2, \dots, \hat{\mathbf{g}}_{2K}] \in \mathbb{C}^{N \times 2K}$ and $\hat{\mathbf{F}} = [\hat{\mathbf{f}}_1, \hat{\mathbf{f}}_2, \dots, \hat{\mathbf{f}}_{2K}] \in \mathbb{C}^{N \times 2K}$, $\bar{\mathbf{D}}_u = \left(\frac{\mathbf{D}_u^{-1}}{\tau P_\rho} + \mathbf{I}_{2K}\right)^{-1}$ and $\bar{\mathbf{D}}_d = \left(\frac{\mathbf{D}_d^{-1}}{\tau P_\rho} + \mathbf{I}_{2K}\right)^{-1}$.

We note that the elements of $\mathbf{N}_{R,R} \varphi^H$ and $\tilde{\mathbf{N}}_{R,T} \varphi^H$ are distributed as $\mathcal{CN}(0, 1)$. We therefore have $\hat{\mathbf{G}} = \mathbf{G} - \mathbf{E}_g$ and $\hat{\mathbf{F}} = \mathbf{F} - \mathbf{E}_f$, where \mathbf{E}_g and \mathbf{E}_f are estimation error matrices. The channel matrices $\hat{\mathbf{G}}$ and $\hat{\mathbf{F}}$ are independent of the error matrices \mathbf{E}_g and \mathbf{E}_f , respectively [23]. The matrices $\hat{\mathbf{G}}$ and $\hat{\mathbf{F}}$ are distributed as $\mathcal{CN}(0, \hat{\mathbf{D}}_u)$ and $\mathcal{CN}(0, \hat{\mathbf{D}}_d)$, respectively; the matrices $\hat{\mathbf{D}}_u = \text{diag}\{\hat{\sigma}_{g,1}^2, \hat{\sigma}_{g,2}^2, \dots, \hat{\sigma}_{g,2K}^2\}$ and $\hat{\mathbf{D}}_d = \text{diag}\{\hat{\sigma}_{f,1}^2, \hat{\sigma}_{f,2}^2, \dots, \hat{\sigma}_{f,2K}^2\}$, with $\hat{\sigma}_{g,k}^2 = \frac{\tau P_\rho \sigma_{g,k}^4}{\tau P_\rho \sigma_{g,k}^2 + 1}$ and $\hat{\sigma}_{f,k}^2 = \frac{\tau P_\rho \sigma_{f,k}^4}{\tau P_\rho \sigma_{f,k}^2 + 1}$. Hence, $\mathbf{E}_g \sim \mathcal{CN}(0, \mathbf{D}_u - \hat{\mathbf{D}}_u)$ and $\mathbf{E}_f \sim \mathcal{CN}(0, \mathbf{D}_d - \hat{\mathbf{D}}_d)$, with $\mathbf{D}_u - \hat{\mathbf{D}}_u = \text{diag}\{\sigma_{\xi,g,1}^2, \sigma_{\xi,g,2}^2, \sigma_{\xi,g,3}^2, \dots, \sigma_{\xi,g,2K}^2\}$ and $\mathbf{D}_d - \hat{\mathbf{D}}_d = \text{diag}\{\sigma_{\xi,f,1}^2, \sigma_{\xi,f,2}^2, \sigma_{\xi,f,3}^2, \dots, \sigma_{\xi,f,2K}^2\}$ with $\sigma_{\xi,g,k}^2 = \frac{\sigma_{g,k}^2}{\tau P_\rho \sigma_{g,k}^2 + 1}$ and $\sigma_{\xi,f,k}^2 = \frac{\sigma_{f,k}^2}{\tau P_\rho \sigma_{f,k}^2 + 1}$.

IV. RELAY PRECODER DESIGN

We design relay precoder based on: i) maximal ratio combining(MRC)/maximal ratio transmission(MRT); and ii) zero-forcing reception (ZFR)/zero-forcing transmission (ZFT).

A. MRC/MRT processing

The MRC/MRT precoder using the estimated CSI is

$$\mathbf{W} = \hat{\mathbf{F}}^* \mathbf{T} \hat{\mathbf{G}}^H, \quad (15)$$

where $\mathbf{T} = \text{blkdiag}\{\mathbf{T}_1, \mathbf{T}_2, \mathbf{T}_3, \dots, \mathbf{T}_K\}$. The permutation matrix $\mathbf{T}_m = [1 \ 0; 0 \ 1]$ permutes the transmit data of each source-node pair to ensure it reaches the intended receiver. We next state the following proposition to simplify the relay scaling factor α in (10).

Proposition 1. For MRC/MRT precoder

$$\alpha = \sqrt{\frac{P_R}{N^2 (\Psi + \sigma_{nr}^2 + P_R \sigma_{LIR}^2) \hat{\Phi} + N^3 \hat{\Upsilon}}}, \quad (16)$$

where $\Psi = \sum_{i=1}^K (p_{2i-1}\sigma_{g,2i-1}^2 + p_{2i}\sigma_{g,2i}^2)$, $\Phi = \sum_{i=1}^K (\hat{\sigma}_{g,2i-1}^2\hat{\sigma}_{f,2i}^2 + \hat{\sigma}_{g,2i}^2\hat{\sigma}_{f,2i-1}^2)$ and $\hat{\Upsilon} = \sum_{i=1}^K (p_{2i-1}\hat{\sigma}_{g,2i-1}^4\hat{\sigma}_{f,2i}^2 + p_{2i}\hat{\sigma}_{g,2i}^4\hat{\sigma}_{f,2i-1}^2)$.

Proof: The term $\mathbb{E} [\|\mathbf{W}\tilde{\mathbf{G}}\mathbf{x}\|^2]$ can be re-repressed using (15) as

$$\begin{aligned} \mathbb{E} \left[\left\| \hat{\mathbf{F}}^* \mathbf{T} \hat{\mathbf{G}}^H \tilde{\mathbf{G}} \mathbf{x} \right\|^2 \right] &= \text{Tr} \left\{ \mathbb{E} \left[(\hat{\mathbf{F}}^* \mathbf{T} \hat{\mathbf{G}}^H \mathbf{G} \mathbf{P} \mathbf{P}^H \mathbf{G}^H \hat{\mathbf{G}} \mathbf{T}^H \hat{\mathbf{F}}^T) \right] \right\} \\ &= \text{Tr} \left\{ \mathbb{E} \left[\hat{\mathbf{F}}^* \mathbf{T} \hat{\mathbf{G}}^H (\hat{\mathbf{G}} + \mathbf{E}_g) \mathbf{P} \mathbf{P}^H (\hat{\mathbf{G}}^H + \mathbf{E}_g^H) \hat{\mathbf{G}} \mathbf{T}^H \hat{\mathbf{F}}^T \right] \right\} \\ &\stackrel{(a)}{=} \text{Tr} \left\{ \mathbb{E} \left[\hat{\mathbf{G}} \mathbf{P} \mathbf{P}^H \hat{\mathbf{G}}^H \hat{\mathbf{G}} \mathbf{T}^H \hat{\mathbf{F}}^T \hat{\mathbf{F}}^* \mathbf{T} \hat{\mathbf{G}}^H \right] \right\} \end{aligned} \quad (17)$$

$$+ \text{Tr} \left\{ \mathbb{E} \left[\mathbf{E}_g \mathbf{P} \mathbf{P}^H \mathbf{E}_g^H \hat{\mathbf{G}} \mathbf{T}^H \hat{\mathbf{F}}^T \hat{\mathbf{F}}^* \mathbf{T} \hat{\mathbf{G}}^H \right] \right\}. \quad (18)$$

The equality in (a) is because $\hat{\mathbf{G}}$ and \mathbf{E}_g are independent and $\text{Tr}(\mathbf{AB}) = \text{Tr}(\mathbf{BA})$. Further (17) is expanded as

$$\begin{aligned} &\text{Tr} \left\{ \mathbb{E} \left[\hat{\mathbf{G}} \mathbf{P} \mathbf{P}^H \hat{\mathbf{G}}^H \hat{\mathbf{G}} \mathbf{T}^H \hat{\mathbf{F}}^T \hat{\mathbf{F}}^* \mathbf{T} \hat{\mathbf{G}}^H \right] \right\} \\ &= \text{Tr} \left\{ \sum_{k=1}^{2K} p_k \mathbb{E} \left[\hat{\mathbf{g}}_k \hat{\mathbf{g}}_k^H \sum_{i=1}^K \left(\hat{\mathbf{g}}_{2i-1} \hat{\mathbf{f}}_{2i}^T + \hat{\mathbf{g}}_{2i} \hat{\mathbf{f}}_{2i-1}^T \right) \left(\hat{\mathbf{f}}_{2i-1}^* \hat{\mathbf{g}}_{2i}^H + \hat{\mathbf{f}}_{2i}^* \hat{\mathbf{g}}_{2i-1}^H \right) \right] \right\}. \end{aligned} \quad (19)$$

To simplify (19), we consider three different cases i.e., $k \neq 2i$ or $2i-1$, $k = 2i-1$ and $k = 2i$. Equation (19) for these three cases can respectively be simplified as

$$\text{Tr} \left\{ \mathbb{E} \left[\hat{\mathbf{g}}_k \hat{\mathbf{g}}_k^H \left(\hat{\mathbf{g}}_{2i-1} \hat{\mathbf{f}}_{2i}^T + \hat{\mathbf{g}}_{2i} \hat{\mathbf{f}}_{2i-1}^T \right) \left(\hat{\mathbf{f}}_{2i-1}^* \hat{\mathbf{g}}_{2i}^H + \hat{\mathbf{f}}_{2i}^* \hat{\mathbf{g}}_{2i-1}^H \right) \right] \right\} = N^2 \hat{\sigma}_{g,k}^2 (\hat{\sigma}_{g,2i}^2 \hat{\sigma}_{f,2i-1}^2 + \hat{\sigma}_{g,2i-1}^2 \hat{\sigma}_{f,2i}^2) \quad (20)$$

$$\begin{aligned} &\text{Tr} \left\{ \mathbb{E} \left[\hat{\mathbf{g}}_{2i-1} \hat{\mathbf{g}}_{2i-1}^H (\hat{\mathbf{g}}_{2i-1} \hat{\mathbf{f}}_{2i}^T + \hat{\mathbf{g}}_{2i} \hat{\mathbf{f}}_{2i-1}^T) (\hat{\mathbf{f}}_{2i-1}^* \hat{\mathbf{g}}_{2i}^H + \hat{\mathbf{f}}_{2i}^* \hat{\mathbf{g}}_{2i-1}^H) \right] \right\} \\ &= N^2 \hat{\sigma}_{g,2i-1}^2 (\hat{\sigma}_{g,2i}^2 \hat{\sigma}_{f,2i-1}^2 + (N+1) \hat{\sigma}_{g,2i-1}^2 \hat{\sigma}_{f,2i}^2) \end{aligned} \quad (21)$$

$$\begin{aligned} &\text{Tr} \left\{ \mathbb{E} \left[\hat{\mathbf{g}}_{2i} \hat{\mathbf{g}}_{2i}^H (\hat{\mathbf{g}}_{2i-1} \hat{\mathbf{f}}_{2i}^T + \hat{\mathbf{g}}_{2i} \hat{\mathbf{f}}_{2i-1}^T) (\hat{\mathbf{f}}_{2i-1}^* \hat{\mathbf{g}}_{2i}^H + \hat{\mathbf{f}}_{2i}^* \hat{\mathbf{g}}_{2i-1}^H) \right] \right\} \\ &= N^2 \hat{\sigma}_{g,2i}^2 (\hat{\sigma}_{g,2i-1}^2 \hat{\sigma}_{f,2i}^2 + (N+1) \hat{\sigma}_{g,2i}^2 \hat{\sigma}_{f,2i-1}^2). \end{aligned} \quad (22)$$

In the above equations, we use the following facts: i) for any arbitrary vectors \mathbf{x} and \mathbf{y} , $\mathbf{x}^* \mathbf{y}^T = \mathbf{y} \mathbf{x}^H$; and ii) $\mathbb{E} [\hat{\mathbf{g}}_i^H \hat{\mathbf{g}}_i] = N \hat{\sigma}_{g,i}^2$, $\mathbb{E} [\hat{\mathbf{g}}_i^H \hat{\mathbf{g}}_j] = 0$, $\mathbb{E} [|\hat{\mathbf{g}}_i^H \hat{\mathbf{g}}_j|^2] = N \hat{\sigma}_{g,i}^2 \hat{\sigma}_{g,j}^2$, $\mathbb{E} [\hat{\mathbf{g}}_i \hat{\mathbf{g}}_i^H \hat{\mathbf{g}}_i \hat{\mathbf{g}}_i^H] = (N+1) \hat{\sigma}_{g,i}^4 \mathbf{I}_N$ [24].

Using (20), (21) and (22), Eq. (19) can be simplified to its final expression which is given in

$$\begin{aligned}
& \text{Tr} \left\{ \mathbb{E} \left[\hat{\mathbf{G}} \mathbf{P} \mathbf{P}^H \hat{\mathbf{G}}^H \hat{\mathbf{G}} \mathbf{T}^H \hat{\mathbf{F}}^T \hat{\mathbf{F}}^* \mathbf{T} \hat{\mathbf{G}}^H \right] \right\} \\
&= \text{Tr} \left\{ \sum_{k=1}^{2K} p_k \mathbb{E} \left[\hat{\mathbf{g}}_k \hat{\mathbf{g}}_k^H \sum_{i=1}^K \left(\hat{\mathbf{g}}_{2i-1} \hat{\mathbf{f}}_{2i}^T + \hat{\mathbf{g}}_{2i} \hat{\mathbf{f}}_{2i-1}^T \right) \left(\hat{\mathbf{f}}_{2i-1}^* \hat{\mathbf{g}}_{2i}^H + \hat{\mathbf{f}}_{2i}^* \hat{\mathbf{g}}_{2i-1}^H \right) \right] \right\} \\
&= N^2 \sum_{k \neq 2i, 2i-1}^{2K} p_k \sum_{i=1}^K \hat{\sigma}_{g,k}^2 \left(\hat{\sigma}_{g,2i}^2 \hat{\sigma}_{f,2i-1}^2 + \hat{\sigma}_{g,2i-1}^2 \hat{\sigma}_{f,2i}^2 \right) + N^2 \sum_{i=1}^K p_{2i} \hat{\sigma}_{g,2i}^2 \left(\hat{\sigma}_{g,2i-1}^2 \hat{\sigma}_{f,2i}^2 + (N+1) \hat{\sigma}_{g,2i}^2 \hat{\sigma}_{f,2i-1}^2 \right) \\
&\quad + N^2 \sum_{i=1}^K p_{2i-1} \hat{\sigma}_{g,2i-1}^2 \left(\hat{\sigma}_{g,2i}^2 \hat{\sigma}_{f,2i-1}^2 + (N+1) \hat{\sigma}_{g,2i-1}^2 \hat{\sigma}_{f,2i}^2 \right) \\
&= N^2 \sum_{k \neq 2i, 2i-1}^{2K} \sum_{i=1}^K p_k \hat{\sigma}_{g,k}^2 \hat{\Phi}_i + N^2 \sum_{i=1}^K (p_{2i-1} \hat{\sigma}_{g,2i-1}^2 + p_{2i} \hat{\sigma}_{g,2i}^2) \hat{\Phi}_i + N^3 \sum_{i=1}^K (p_{2i-1} \hat{\sigma}_{g,2i-1}^4 \hat{\sigma}_{f,2i}^2 + p_{2i} \hat{\sigma}_{g,2i}^4 \hat{\sigma}_{f,2i-1}^2) \\
&= N^2 \sum_{j=1, j \neq i}^K \sum_{i=1}^K (p_{2j-1} \hat{\sigma}_{g,2j-1}^2 + p_{2j} \hat{\sigma}_{g,2j}^2) \hat{\Phi}_i + N^2 \sum_{i=1}^K (p_{2i-1} \hat{\sigma}_{g,2i-1}^2 + p_{2i} \hat{\sigma}_{g,2i}^2) \hat{\Phi}_i + N^3 \hat{\Upsilon} \\
&= N^2 \sum_{j=1}^K \sum_{i=1}^K (p_{2j-1} \hat{\sigma}_{g,2j-1}^2 + p_{2j} \hat{\sigma}_{g,2j}^2) \hat{\Phi}_i + N^3 \hat{\Upsilon} = N^2 \sum_{j=1}^K \sum_{i=1}^K \hat{\Psi}_j \hat{\Phi}_i + N^3 \hat{\Upsilon} = N^2 \hat{\Psi} \hat{\Phi} + N^3 \hat{\Upsilon}.
\end{aligned} \tag{23}$$

Here $\hat{\Phi} = \sum_{i=1}^K \hat{\Phi}_i = \sum_{i=1}^K (\hat{\sigma}_{g,2i-1}^2 \hat{\sigma}_{f,2i}^2 + \hat{\sigma}_{g,2i}^2 \hat{\sigma}_{f,2i-1}^2) = \sum_{i=1}^{2K} \hat{\sigma}_{g,i}^2 \hat{\sigma}_{f,i'}^2$, $\hat{\Upsilon} = \sum_{i=1}^K (p_{2i-1} \hat{\sigma}_{g,2i-1}^4 \hat{\sigma}_{f,2i}^2 + p_{2i} \hat{\sigma}_{g,2i}^4 \hat{\sigma}_{f,2i-1}^2)$
and $\hat{\Psi} = \sum_{i=1}^K \hat{\Psi}_i = \sum_{i=1}^K (p_{2i-1} \hat{\sigma}_{g,2i-1}^2 + p_{2i} \hat{\sigma}_{g,2i}^2) = \sum_{i=1}^{2K} p_i \hat{\sigma}_{g,i}^2$.

Similar to (17), we can simplify (18) as

$$\begin{aligned}
& \text{Tr} \left\{ \mathbb{E} \left[\mathbf{E}_g \mathbf{P} \mathbf{P}^H \mathbf{E}_g^H \hat{\mathbf{G}} \mathbf{T}^H \hat{\mathbf{F}}^T \hat{\mathbf{F}}^* \mathbf{T} \hat{\mathbf{G}}^H \right] \right\} = \text{Tr} \left\{ \mathbb{E} \left[\mathbf{E}_g \mathbf{P} \mathbf{P}^H \mathbf{E}_g^H \right] \mathbb{E} \left[\hat{\mathbf{G}} \mathbf{T}^H \hat{\mathbf{F}}^T \hat{\mathbf{F}}^* \mathbf{T} \hat{\mathbf{G}}^H \right] \right\} \\
&= \text{Tr} \left\{ \sum_{k=1}^{2K} p_k \hat{\sigma}_{\xi g,k}^2 \mathbb{E} \left[\sum_{i=1}^K \left(\hat{\mathbf{g}}_{2i-1} \hat{\mathbf{f}}_{2i}^T + \hat{\mathbf{g}}_{2i} \hat{\mathbf{f}}_{2i-1}^T \right) \left(\hat{\mathbf{f}}_{2i-1}^* \hat{\mathbf{g}}_{2i}^H + \hat{\mathbf{f}}_{2i}^* \hat{\mathbf{g}}_{2i-1}^H \right) \right] \right\} \\
&= \sum_{k=1}^{2K} p_k \hat{\sigma}_{\xi g,k}^2 \sum_{i=1}^K N^2 \left(\hat{\sigma}_{g,2i-1}^2 \hat{\sigma}_{f,2i}^2 + \hat{\sigma}_{g,2i}^2 \hat{\sigma}_{f,2i-1}^2 \right) = N^2 \hat{\Phi} \sum_{k=1}^{2K} p_k \hat{\sigma}_{\xi g,k}^2.
\end{aligned} \tag{24}$$

The second term in the denominator of (10) can be simplified as

$$\begin{aligned}
& \mathbb{E} [\|\mathbf{W} \mathbf{G}_{RR} \hat{\mathbf{x}}_R\|^2] = \frac{P_R}{N} \text{Tr} \left\{ \mathbb{E} \left[\hat{\mathbf{F}}^* \mathbf{T} \hat{\mathbf{G}}^H \mathbf{G}_{RR} \mathbf{G}_{RR}^H \hat{\mathbf{G}} \mathbf{T}^H \hat{\mathbf{F}}^T \right] \right\} \\
&= P_R \sigma_{LIR}^2 \sum_{i=1}^K N^2 \left(\hat{\sigma}_{g,2i-1}^2 \hat{\sigma}_{f,2i}^2 + \hat{\sigma}_{g,2i}^2 \hat{\sigma}_{f,2i-1}^2 \right) = N^2 P_R \sigma_{LIR}^2 \hat{\Phi}.
\end{aligned} \tag{25}$$

Finally $\mathbb{E} [\|\mathbf{W}\mathbf{z}_R\|^2]$ in (10) can be simplified as

$$\begin{aligned}\mathbb{E} [\|\mathbf{W}\mathbf{z}_R\|^2] &= \text{Tr} \left\{ \sigma_{nr}^2 \mathbb{E} \left[\hat{\mathbf{F}}^* \mathbf{T} \hat{\mathbf{G}}^H \hat{\mathbf{G}} \mathbf{T}^H \hat{\mathbf{F}}^T \right] \right\} \\ &= \sigma_{nr}^2 \sum_{i=1}^K N^2 (\hat{\sigma}_{g,2i-1}^2 \hat{\sigma}_{f,2i}^2 + \hat{\sigma}_{g,2i}^2 \hat{\sigma}_{f,2i-1}^2) = N^2 \sigma_{nr}^2 \hat{\Phi}.\end{aligned}\quad (26)$$

By substituting the simplified expression of $\mathbb{E} [\|\mathbf{W}\tilde{\mathbf{G}}\mathbf{x}\|^2]$ from (23) and (24), and the simplified expressions of $\mathbb{E} [\|\mathbf{W}\mathbf{G}_{RR}\hat{\mathbf{x}}_R\|^2]$ and $\mathbb{E} [\|\mathbf{W}\mathbf{z}_R\|^2]$ from (25) and (26) respectively in (10), we get (16). \blacksquare

B. ZFR/ZFT processing

The ZFR/ZFT matrix using estimated CSI is given by

$$\mathbf{W} = \hat{\mathbf{F}}^* \mathbf{T} \hat{\mathbf{G}}^H, \quad (27)$$

where $\hat{\mathbf{F}} = \hat{\mathbf{F}} \left(\hat{\mathbf{F}}^H \hat{\mathbf{F}} \right)^{-1}$ and $\hat{\mathbf{G}} = \hat{\mathbf{G}} \left(\hat{\mathbf{G}}^H \hat{\mathbf{G}} \right)^{-1}$.

Proposition 2. When employing ZFR/ZFT processing with imperfect CSI, the amplification constant factor which satisfy the transmit power constraint at the relay is given by

$$\alpha = \sqrt{\frac{P_R}{\hat{\lambda} + \hat{\eta} \left(\sum_{i=1}^{2K} p_i \sigma_{\xi,g,i}^2 + \sigma_{nr}^2 + P_R \sigma_{LIR}^2 \right)}}, \quad (28)$$

where $\hat{\lambda} = \sum_{i=1}^{2K} \frac{p_{i'}}{(N-2K-1)\hat{\sigma}_{f,i}^2}$, $\hat{\eta} = \sum_{j=1}^{2K} \frac{1}{(N-2K-1)^2 \hat{\sigma}_{f,j}^2 \hat{\sigma}_{g,j'}^2}$.

Proof: Using (27), we will evaluate $\mathbb{E} [\|\mathbf{W}\tilde{\mathbf{G}}\mathbf{x}\|^2]$ as follows

$$\begin{aligned}\mathbb{E} [\|\hat{\mathbf{F}}^* \mathbf{T} \hat{\mathbf{G}}^H \tilde{\mathbf{G}} \mathbf{x}\|^2] &= \text{Tr} \left\{ \mathbb{E} \left[(\hat{\mathbf{F}}^* \mathbf{T} \hat{\mathbf{G}}^H \mathbf{G} \mathbf{P} \mathbf{P}^H \mathbf{G}^H \hat{\mathbf{G}} \mathbf{T}^H \hat{\mathbf{F}}^T) \right] \right\} \\ &= \text{Tr} \left\{ \mathbb{E} \left[(\hat{\mathbf{F}}^* \mathbf{T} \hat{\mathbf{G}}^H (\hat{\mathbf{G}} + \mathbf{E}_g) \mathbf{P} \mathbf{P}^H (\hat{\mathbf{G}}^H + \mathbf{E}_g^H) \hat{\mathbf{G}} \mathbf{T}^H \hat{\mathbf{F}}^T) \right] \right\} \\ &= \text{Tr} \left\{ \mathbb{E} \left[\hat{\mathbf{F}}^* \mathbf{T} \hat{\mathbf{G}}^H \hat{\mathbf{G}} \mathbf{P} \mathbf{P}^H \hat{\mathbf{G}}^H \hat{\mathbf{G}} \mathbf{T}^H \hat{\mathbf{F}}^T \right] \right\} + \text{Tr} \left\{ \mathbb{E} \left[\mathbf{E}_g \mathbf{P} \mathbf{P}^H \mathbf{E}_g^H \hat{\mathbf{G}} \mathbf{T}^H \hat{\mathbf{F}}^T \hat{\mathbf{F}}^* \mathbf{T} \hat{\mathbf{G}}^H \right] \right\}.\end{aligned}\quad (29)$$

Further we can write, $\hat{\mathbf{G}}^H \hat{\mathbf{G}} = \hat{\mathbf{G}}^H \hat{\mathbf{G}} = \mathbf{I}_{2K}$, $\mathbf{T} \mathbf{P} \mathbf{P}^H \mathbf{T} = \text{diag}\{p_2, p_1, \dots, p_{2K}, p_{2K-1}\}$, and $\mathbf{E}_g \mathbf{P} \mathbf{P}^H \mathbf{E}_g^H = \sum_{i=1}^{2K} p_i \sigma_{\xi,g,i}^2 \mathbf{I}_N$. Defining, $\hat{\Lambda}_F \triangleq (\hat{\mathbf{F}}^H \hat{\mathbf{F}}) = (\bar{\mathbf{F}}^H \bar{\mathbf{F}})^{-1}$ and $\hat{\Lambda}_G \triangleq (\hat{\mathbf{G}}^H \hat{\mathbf{G}}) = (\bar{\mathbf{G}}^H \bar{\mathbf{G}})^{-1}$, where $\hat{\Lambda}_F$ and $\hat{\Lambda}_G$ follows inverse Wishart distribution with $\hat{w}_{f,i,j} = \left(\hat{\Lambda}_F \right)_{i,j}$, $\hat{w}_{g,i,j} = \left(\hat{\Lambda}_G \right)_{i,j}$, $\forall i, j = 1, 2, 3, \dots, 2K$ and $\mathbb{E} [\hat{\Lambda}_F] = \frac{\hat{D}_d^{-1}}{N-2K-1}$, $\mathbb{E} [\hat{\Lambda}_G] = \frac{\hat{D}_u^{-1}}{N-2K-1}$ [25]. Moreover, we

have $\mathbb{E} [\hat{\mathbf{f}}_i^H \hat{\mathbf{f}}_i] = \mathbb{E} [\hat{w}_{f,i,i}] = \frac{1}{(N-2K-1)\hat{\sigma}_{f,i}^2}, \forall i = j \text{ and } 0, \text{ otherwise, and similarly, } \mathbb{E} [\hat{\mathbf{g}}_i^H \hat{\mathbf{g}}_i] = \mathbb{E} [\hat{w}_{g,i,i}] = \frac{1}{(N-2K-1)\hat{\sigma}_{g,i}^2}, \forall i = j \text{ and } 0, \text{ otherwise. Therefore, (29) can be simplified as}$

$$\begin{aligned} \mathbb{E} [\|\hat{\mathbf{F}}^* \mathbf{T} \hat{\mathbf{G}}^H \tilde{\mathbf{G}} \mathbf{x}\|^2] &= \text{Tr} \left\{ \mathbb{E} [\hat{\mathbf{F}}^* \mathbf{T} \mathbf{P} \mathbf{P}^H \mathbf{T} \hat{\mathbf{F}}^T] \right\} + \sum_{i=1}^{2K} p_i \sigma_{\xi,g,i}^2 \text{Tr} \left\{ \mathbb{E} [\hat{\mathbf{G}} \mathbf{T}^H \hat{\mathbf{F}}^T \hat{\mathbf{F}}^* \mathbf{T} \hat{\mathbf{G}}^H] \right\} \\ &= \sum_{i=1}^{2K} p_{i'} \mathbb{E} [\hat{\mathbf{f}}_i^H \hat{\mathbf{f}}_i] + \sum_{i=1}^{2K} p_i \sigma_{\xi,g,i}^2 \text{Tr} \left\{ \mathbb{E} [\hat{\mathbf{\Lambda}}_F^* \mathbf{T} \hat{\mathbf{\Lambda}}_G \mathbf{T}] \right\} = \hat{\lambda} + \sum_{i=1}^{2K} p_i \sigma_{\xi,g,i}^2 \hat{\eta}, \end{aligned} \quad (30)$$

where $\hat{\lambda} = \sum_{i=1}^{2K} \frac{p_{i'}}{(N-2K-1)\hat{\sigma}_{f,i}^2}$, and $\text{Tr} \left\{ \mathbb{E} [\hat{\mathbf{\Lambda}}_F^* \mathbf{T} \hat{\mathbf{\Lambda}}_G \mathbf{T}] \right\}$ is simplified as

$$\begin{aligned} \text{Tr} \left\{ \mathbb{E} [\hat{\mathbf{\Lambda}}_F^* \mathbf{T} \hat{\mathbf{\Lambda}}_G \mathbf{T}] \right\} &= \sum_{j=1}^{2K} \left(\mathbb{E} [w_{f,j,j'}^*] \mathbb{E} [w_{g,j,j'}] + \mathbb{E} [w_{f,j,j}^*] \mathbb{E} [w_{g,j,j'}] \right) \\ &= \sum_{j=1}^{2K} \frac{1}{(N-2K-1)^2 \hat{\sigma}_{f,j}^2 \hat{\sigma}_{g,j'}^2} \triangleq \hat{\eta}. \end{aligned} \quad (31)$$

On similar lines, we have

$$\begin{aligned} \mathbb{E} [\|\hat{\mathbf{F}}^* \mathbf{T} \hat{\mathbf{G}}^H \mathbf{G}_{RR} \tilde{\mathbf{x}}_R\|^2] &= \frac{P_R}{N} \text{Tr} \left\{ \mathbb{E} [\hat{\mathbf{F}}^* \mathbf{T} \hat{\mathbf{G}}^H \mathbf{G}_{RR} \mathbf{G}_{RR}^H \hat{\mathbf{G}} \mathbf{T}^H \hat{\mathbf{F}}^T] \right\} \\ &= P_R \sigma_{LIR}^2 \text{Tr} \left\{ \mathbb{E} [\hat{\mathbf{F}}^T \hat{\mathbf{F}}^* \mathbf{T} \hat{\mathbf{G}}^H \hat{\mathbf{G}} \mathbf{T}^H] \right\} = P_R \sigma_{LIR}^2 \text{Tr} \left\{ \mathbb{E} [\hat{\mathbf{\Lambda}}_F^* \mathbf{T} \hat{\mathbf{\Lambda}}_G \mathbf{T}] \right\} = P_R \sigma_{LIR}^2 \hat{\eta}. \end{aligned} \quad (32)$$

The last term in the denominator of (10) can be re-written as

$$\mathbb{E} [\|\hat{\mathbf{F}}^* \mathbf{T} \hat{\mathbf{G}}^H \mathbf{z}_R\|^2] = \sigma_{nr}^2 \text{Tr} \left\{ \mathbb{E} [\hat{\mathbf{F}}^* \mathbf{T} \hat{\mathbf{G}}^H \hat{\mathbf{G}} \mathbf{T}^H \hat{\mathbf{F}}^T] \right\} = \sigma_{nr}^2 \text{Tr} \left\{ \mathbb{E} [\hat{\mathbf{\Lambda}}_F^* \mathbf{T} \hat{\mathbf{\Lambda}}_G \mathbf{T}] \right\} = \sigma_{nr}^2 \hat{\eta}. \quad (33)$$

Finally, using (30), (32) and (33), we can proof (28). \blacksquare

V. ACHIEVABLE RATE

In this section, we first calculate instantaneous sum-rate and then derive a lower bound on it using worst-case Gaussian noise for MRC/MRT and ZFR/ZFT processing. From (12), the received instantaneous SNR_k at the source node S_k is expressed as

$$\text{SNR}_k = \frac{\alpha^2 p_{k'} |\mathbf{f}_k^T \mathbf{W} \mathbf{g}_{k'}|}{\alpha^2 p_k |\lambda_k|^2 + \alpha^2 \sum_{i \neq k, k'}^{2K} |\mathbf{f}_k^T \mathbf{W} \mathbf{g}_i|^2 + \alpha^2 \|\mathbf{f}_k^T \mathbf{W} \mathbf{G}_{RR}\|^2 \frac{P_R}{N} + \alpha^2 \|\mathbf{f}_k^T \mathbf{W}\|^2 \sigma_{nr}^2 + \sum_{i, k \in U_k} \sigma_{k,i}^2 p_i + \sigma_n^2}. \quad (34)$$

The sum-rate of the system is

$$R = \mathbb{E} \left\{ \sum_{k=1}^{2K} \log_2 (1 + \text{SNR}_k) \right\}. \quad (35)$$

Next we derive a lower bound on the achievable rate using the method in [26], [27]. Consider the $k - k'$ pair, from (12) the signal received at the k th user is

$$\tilde{y}_k = \underbrace{\alpha \sqrt{p_{k'}} \mathbb{E} [\mathbf{f}_k^T \mathbf{W} \mathbf{g}_{k'}]}_{\text{desired signal}} x_{k'} + \underbrace{\tilde{n}_k}_{\text{effective noise}}, \quad (36)$$

$$\begin{aligned} \text{where } \tilde{n}_k = & \alpha \sqrt{p_{k'}} (\mathbf{f}_k^T \mathbf{W} \mathbf{g}_{k'} - \mathbb{E} [\mathbf{f}_k^T \mathbf{W} \mathbf{g}_{k'}]) x_{k'} + \alpha \sqrt{p_k} \lambda_k x_k + \alpha \mathbf{f}_k^T \mathbf{W} \sum_{i \neq k, k'}^{2K} \sqrt{p_i} \mathbf{g}_i x_i \\ & + \alpha \mathbf{f}_k^T \mathbf{W} \mathbf{G}_{RR} \tilde{\mathbf{x}}_R + \alpha \mathbf{f}_k^T \mathbf{W} \mathbf{z}_R + \sum_{i, k \in U_k} \Omega_{k,i} \sqrt{p(k)} x_i + z_k. \end{aligned} \quad (37)$$

The value of $\mathbb{E} [\mathbf{f}_k^T \mathbf{W} \mathbf{g}_{k'}]$ can be calculated from the knowledge of channel distribution. As seen, the desired signal and effective noise are uncorrelated. According to [28], [29], we only exploit the knowledge of the $\mathbb{E} [\mathbf{f}_k^T \mathbf{W} \mathbf{g}_{k'}]$ in the detection, and treat uncorrelated additive noise $\tilde{n}(k)$ as worst-case Gaussian noise when computing the sum-rate. We obtain lower bound for the achievable rate as

$$R_{\text{lower}} = \left[\sum_{k=1}^{2K} \log_2 \left(1 + \text{SNR}_{k, \text{lower}} \right) \right], \quad (38)$$

where

$$\text{SNR}_{k, \text{lower}} = \frac{\alpha^2 p_{k'} |\mathbb{E} [\mathbf{f}_k^T \mathbf{W} \mathbf{g}_{k'}]|^2}{\alpha^2 p_{k'} \text{var} [\mathbf{f}_k^T \mathbf{W} \mathbf{g}_{k'}] + \alpha^2 p_k \text{SI}_k + \alpha^2 \text{IP}_k + \alpha^2 \text{NR}_k + \alpha^2 \text{LIR}_k + \text{UI}_k + \text{NU}_k}. \quad (39)$$

In (39), the residual self-interference after SIC (SI), the inter-pair interference (IP), the amplified noise from the relay (NR), amplified loop interference (LIR), self-loop interference and inter-user interference (UI), and the noise at user (NU), are written as follows

$$\begin{aligned} \text{SI}_k &= \mathbb{E} \left[|\mathbf{f}_k^T \mathbf{W} \mathbf{g}_k - \hat{\mathbf{f}}_k^T \mathbf{W} \hat{\mathbf{g}}_k|^2 \right], \sum_{i \neq k, k'}^{2K} p_i \mathbb{E} [|\mathbf{f}_k^T \mathbf{W} \mathbf{g}_i|^2], \\ \text{NR}_k &= \mathbb{E} [|\mathbf{f}_k^T \mathbf{W} \mathbf{z}_R|^2], \text{LIR}_k = \mathbb{E} [|\mathbf{f}_k^T \mathbf{W} \mathbf{G}_{RR} \tilde{\mathbf{x}}|^2], \\ \text{UI}_k &= \sum_{i, k \in U_k} p_i \mathbb{E} [|\Omega_{k,i} x_i|^2], \text{NU}_k = \mathbb{E} [|z_k|^2]. \end{aligned} \quad (40)$$

Theorem 1. The achievable rate for a finite number of receive antenna at the relay with imperfect CSI based MRC/MRT processing is lower bounded as $\log_2 \{1 + \text{SNR}_k^{\text{mrc}}(p_k, P_R)\}$, where

$$\begin{aligned} & \text{SNR}_k^{\text{mrc}}(p_k, P_R) \\ &= \frac{a_k p_{k'}}{\sum_{i=1}^{2K} \left(b_{k,i}^{(1)} + b_{k,i}^{(2)} P_R^{-1} + \sum_{i, k \in U_k} p_i P_R^{-1} b_{k,i}^{(3)} \right) p_i + c_k p_k + \left(d_k^{(1)} + d_k^{(2)} P_R + d_k^{(3)} P_R^{-1} \right) + \sum_{i, k \in U_k} p_i \left(P_R^{-1} e_k^{(1)} + e_k^{(2)} \right)}, \end{aligned} \quad (41)$$

where $a_k = N^2 \hat{\sigma}_{f,k}^4 \hat{\sigma}_{g,k'}^4$, $b_{k,i}^{(1)} = \eta_{k,i} = \hat{\Phi} \sigma_{f,k}^2 \sigma_{g,i}^2 + N \left(\sigma_{f,k}^2 \hat{\sigma}_{g,i}^4 \hat{\sigma}_{f,i'}^2 + \sigma_{g,i}^2 \hat{\sigma}_{f,k}^4 \hat{\sigma}_{g,k'}^2 \right)$,
 $b_{k,i}^{(2)} = \sigma_n^2 \left(\hat{\Phi} \sigma_{g,i}^2 + N \hat{\sigma}_{g,i}^4 \hat{\sigma}_{f,i'}^2 \right)$, $b_{k,i}^{(3)} = \sigma_{k,i}^2 \left(\hat{\Phi} \sigma_{g,i}^2 + N \hat{\sigma}_{g,i}^4 \hat{\sigma}_{f,i'}^2 \right)$,
 $c_k = - \left(\hat{\Phi} \hat{\sigma}_{f,k}^2 \hat{\sigma}_{g,k}^2 + N \left(\hat{\sigma}_{f,k}^4 \hat{\sigma}_{g,k}^2 \hat{\sigma}_{g,k'}^2 + \hat{\sigma}_{f,k}^2 \hat{\sigma}_{g,k}^4 \hat{\sigma}_{f,k'}^2 \right) \right)$,
 $d_k^{(1)} = \left(\sigma_{LIR}^2 \sigma_n^2 + \sigma_{nr}^2 \sigma_{f,k}^2 \right) \hat{\Phi} + N \sigma_{nr}^2 \hat{\sigma}_{f,k}^4 \hat{\sigma}_{g,k'}^2$, $d_k^{(2)} = \sigma_{LIR}^2 \left(\sigma_{f,k}^2 \hat{\Phi} + N \hat{\sigma}_{f,k}^4 \hat{\sigma}_{g,k'}^2 \right)$,
 $d_k^{(3)} = \sigma_{nr}^2 \sigma_n^2 \hat{\Phi}$, $e_k^{(1)} = \sigma_{nr}^2 \sigma_{k,i}^2 \hat{\Phi}$, $e_k^{(2)} = \sigma_{LIR}^2 \sigma_{k,i}^2 \hat{\Phi}$.

Proof: Refer to Appendix A. ■

Theorem 2. The achievable rate for a finite number of receive antenna at the relay with imperfect CSI based ZFR/ZFT processing is lower bounded as $\log_2 \left\{ 1 + \text{SNR}_k^{\text{zf}}(p_k, P_R) \right\}$, where

$$\text{SNR}_k^{\text{zf}}(p_k, P_R) = \frac{u_k p_{k'}}{\sum_{i=1}^{2K} \left(d_{k,i}^{(1)} + d_{k,i}^{(2)} P_R^{-1} + \sum_{i,k \in U_k} p_i P_R^{-1} d_{k,i}^{(3)} \right) p_i + \left(v_k^{(1)} + v_k^{(2)} P_R + v_k^{(3)} P_R^{-1} \right) + \sum_{i,k \in U_k} \left(w_{k,i}^{(1)} + P_R^{-1} w_{k,i}^{(2)} \right) p_i}, \quad (42)$$

where $u_k = 1$, $d_{k,i}^{(1)} = \frac{1}{(N - 2K - 1)} \left(\frac{\sigma_{\xi,f,k}^2}{\hat{\sigma}_{f,i'}^2} + \frac{\sigma_{\xi,g,i}^2}{\hat{\sigma}_{g,k'}^2} \right) + \sigma_{\xi,f,k}^2 \sigma_{\xi,g,i}^2 \hat{\eta}$,

$$d_{k,i}^{(2)} = \sigma_n^2 \left(\frac{1}{(N - 2K - 1) \hat{\sigma}_{f,i'}^2} + \hat{\eta} \sigma_{\xi,g,i}^2 \right), \quad d_{k,i}^{(3)} = \sigma_{k,i}^2 \left(\frac{1}{(N - 2K - 1) \hat{\sigma}_{f,i'}^2} + \hat{\eta} \sigma_{\xi,g,i}^2 \right),$$

$$v_k^{(1)} = \sigma_{nr}^2 \left(\frac{1}{(N - 2K - 1) \hat{\sigma}_{g,k'}^2} + \sigma_{\xi,f,k}^2 \hat{\eta} \right) + \hat{\eta} \sigma_{LIR}^2 \sigma_n^2,$$

$$v_k^{(2)} = \sigma_{LIR}^2 \left(\frac{1}{(N - 2K - 1) \hat{\sigma}_{g,k'}^2} + \sigma_{\xi,f,k}^2 \hat{\eta} \right),$$

$$v_k^{(3)} = \hat{\eta} \sigma_{nr}^2 \sigma_n^2, \quad w_{k,i}^{(1)} = \hat{\eta} \sigma_{k,i}^2 \sigma_{LIR}^2, \quad w_{k,i}^{(2)} = \hat{\eta} \sigma_{k,i}^2 \sigma_{nr}^2.$$

Proof: Refer to Appendix B. ■

VI. ENERGY EFFICIENT POWER ALLOCATION

We now optimally allocate power to maximize the GEE subject to the rate required by each user. The SE which includes the effect of channel estimation overhead is given by

$$\tilde{R}(p_k, P_R) = \left(1 - \frac{\tau}{T} \right) \sum_{k=1}^{2K} \log_2 \left(1 + \text{SNR}_k^{\zeta}(p_k, P_R) \right), \text{ for } \zeta \in (\text{mrc}, \text{zf}), \quad (43)$$

where the expression for SNR_k^ζ is given in (41) and (42), respectively, for MRC/MRT and ZFR/ZFT processing.

In addition to the radiated power p_k at user node k , for $1 \leq k \leq 2K$, and relay power P_R at the relay, the radio-frequency circuit power consumption P_c is also considered to compute the power consumed in the system. Therefore, the overall power consumption of the system under consideration is

$$P_T(p_k, P_R) = \sum_{k=1}^{2K} p_k + P_R + P_c, \quad (44)$$

where P_c is fixed quantity which does not depend on powers p_k and P_R or spectral efficiency $\tilde{R}(p_k, P_R)$. The GEE (in bits/Joule) of the multi-pair two-way AF relaying system is defined as

$$\text{GEE} = \frac{\tilde{R}(p_k, P_R)}{P_T(p_k, P_R)}. \quad (45)$$

A. QoS constrained Energy Efficiency maximization

The EE is expressed through fractional functions and hence the energy-efficient power allocation problem can be cast as fractional programming. The QoS constrained GEE maximization problem is

$$\begin{aligned} \text{P1 : Maximize}_{p_k, P_R} & \frac{\left(1 - \frac{\tau}{T}\right) \sum_{k=1}^{2K} \log_2 \left(1 + \text{SNR}_k^\zeta(p_k, P_R)\right)}{\sum_{k=1}^{2K} p_k + P_R + P_c} \\ \text{subject to} & \log_2 \left(1 + \text{SNR}_k^\zeta(p_k, P_R)\right) \geq r_k \\ & 0 \leq p_k \leq P_0, \quad k = 1, 2, 3, \dots, 2K \\ & 0 \leq P_R \leq P_{R,0}, \quad \sum_{k=1}^{2K} p_k + P_R \leq P. \end{aligned} \quad (46)$$

The first constraint specifies the minimum QoS requirement r_k for each user pair. The other two constraint are on the transmit power of the source node and relay. The last constraint is on the

total transmit power. Further, the Problem P1 can be re-written as

$$\begin{aligned} \text{P2 :Maximize}_{p_k, P_R} \quad & \frac{\log_2 \prod_{k=1}^{2K} \left(1 + \text{SNR}_k^\zeta(p_k, P_R)\right)}{\sum_{k=1}^{2K} p_k + P_R + P_c} \\ \text{subject to} \quad & \text{ISNR}_k^\zeta(p_k, P_R) \leq 1/(2^{r_k} - 1) \end{aligned} \quad (47a)$$

$$0 \leq p_k \leq P_0, \quad k = 1, 2, 3, \dots, 2K \quad (47b)$$

$$0 \leq P_R \leq P_{R,0} \quad (47c)$$

$$\sum_{k=1}^{2K} p_k + P_R \leq P. \quad (47d)$$

where ISNR_k^ζ denotes the inverse of SNR_k^ζ , i.e., $\text{ISNR}_k^\zeta = 1/\text{SNR}_k^\zeta$. Since the SNR_k^ζ is a ratio of monomial and a posynomial, the numerator of the objective in P2 becomes a ratio of two posynomials. Posynomial are not closed under division and numerator of objective is consequently neither a posynomial nor a monomial. The problem P2 cannot be solved using fractional programming tools as it is a non-concave fractional programming problem. To solve the above problem, we reduce the numerator to a monomial using the approximation technique given in [30]. Then the numerator of problem P2 can be cast as a GP, with the monomial objective and upper bounded posynomial constraints. The following lemma is used to obtain the monomial.

Lemma 1. Consider a monomial function $q(\nu_k) = \delta_k \nu_k^{\alpha_k}$ ($\nu_k > 0$), which is used to approximate $s(\nu_k) = 1 + \nu_k$ near an arbitrary point $\tilde{\nu}_k > 0$. For the above approximation, the following two condition hold.

- 1) For the best monomial local approximation, the parameters α_k and δ_k are given by

$$\alpha_k = \tilde{\nu}_k(1 + \tilde{\nu}_k)^{-1}, \quad \delta_k = \tilde{\nu}_k^{-\alpha_k}(1 + \tilde{\nu}_k). \quad (48)$$

- 2) For all $\nu_k > 0$, $s(\nu_k) \geq q(\nu_k)$.

Proof: See proof in [30], Lemma 1. ■

Using Lemma 1, the numerator of the objective function can be approximated as $\log_2 \prod_{k=1}^{2K} \left[\delta_k(p_k, P_R) \left(\text{SNR}_k^\zeta(p_k, P_R) \right)^{\alpha_k(p_k, P_R)} \right]$, where $\alpha_k(p_k, P_R) = \tilde{\text{SNR}}_k^\zeta(p_k, P_R) \left(1 + \tilde{\text{SNR}}_k^\zeta(p_k, P_R) \right)^{-1}$ and $\delta_k(p_k, P_R) = \left(\tilde{\text{SNR}}_k^\zeta(p_k, P_R) \right)^{-\alpha_k(p_k, P_R)} \left(1 + \tilde{\text{SNR}}_k^\zeta(p_k, P_R) \right)$.

The optimization problem P2 with modified objective function belongs to a class of a concave-convex fractional programs. The following result will be used to solve the CCFP problem.

Proposition 3. Let us consider the concave-convex fractional function, $g(x) = u(x)/v(x)$, with u non-negative, differentiable and concave, v positive, differentiable and convex. Then, $g(x)$ is a pseudo-concave function. If x^* is a stationary point of $g(x)$, then it is a global maximizer of $g(x)$. The function of real variable

$$D(\lambda) \triangleq \max_x \{u(x) - \lambda v(x)\}, \quad (49)$$

where D is convex, continuous and strictly monotone decreasing. The problem of maximizing $g(x)$ is equivalent to finding the positive zero of $D(\lambda)$.

Proof: See [31], [32]. ■

The problem P2 can be solved by finding the zero of $D(\lambda)$. Dinkelbach's algorithm [31], is used to solve the pseudo-concave problem, whose basic idea is to solve a sequence of auxiliary problem which converges to a global solution. The algorithm to solve the energy efficiency problem P2 with modified objective function is proposed below.

B. QoS constrained energy efficiency optimization with max-min approach

Our aim is to maximize the energy efficiency of the user with the worst SNR. In this section, we will first formulate the max-min fair energy efficiency optimization problem and based on fractional programming will design an iterative energy efficient algorithm. The GEE optimization problem based on max-min fair approach can be cast as

$$\begin{aligned} \mathbf{P3} : \quad & \text{Max}_{p_k, P_R} \min_{1 \leq k \leq 2K} \frac{(1 - \frac{\tau}{T}) \log_2 \left(1 + \text{SNR}_k^\zeta(p_k, P_R) \right)}{p_k + \frac{P_R + P_c}{2K}} \\ & \text{subject to} \quad (47b), (47c), (47d) \\ & \log_2 \left(1 + \text{SNR}_k^\zeta(p_k, P_R) \right) \geq r_k. \end{aligned} \quad (50)$$

Similar to problem P2, the numerator of the objective in P3 is a ratio of two posynomials and therefore is a non-concave fractional programming problem. Using Lemma 1, the problem P3

Algorithm 1: Energy efficiency maximization algorithm

Input: Given a tolerance $\epsilon > 0$ and the maximum number of iterations L , set $m = 1$ and

$\lambda^1 = 0$. Calculate initial values p_k, P_R and $\tilde{\text{SNR}}_k^{\zeta,1}(p_k, P_R)$ by allocating equal power to all users i.e., $p_k = P_R/2K, \forall k = 1, 2, 3, \dots, 2K$ and $P_R = P/2$.

Output: $p_k^* (k = 1, 2, 3, \dots, 2K)$ and P_R^* as the solutions.

1 **for** $m \leftarrow 1$ **to** L **do**

2 Given a feasible p_k^*, P_R^* , compute $\alpha_k^m(p_k, P_R)$ and $\delta_k^m(p_k, P_R)$.

3 Solve the GP to evaluate $p_k (k = 1, 2, 3, \dots, 2K)$, P_R and Γ_k .

$$\begin{aligned} & \text{Max}_{p_k, P_R, \Gamma_k} \left\{ \log_2 \prod_{k=1}^{2K} \delta_k^m(p_k, P_R) \Gamma_k^{\alpha_k^m(p_k, P_R)} - \lambda^m \left(\sum_{k=1}^{2K} p_k + P_R + P_c \right) \right\} \\ & \text{subject to} \quad (47a), (47b), (47c), (47d) \end{aligned}$$

$$\Gamma_k \leq \text{SNR}_k^{\zeta}(p_k, P_R)$$

$$\beta^{-1} \tilde{\text{SNR}}_k^{\zeta,m}(p_k, P_R) \leq \Gamma_k \leq \beta \tilde{\text{SNR}}_k^{\zeta,m}(p_k, P_R).$$

4 Based on the solutions P_R^* and $p_k^* (k = 1, 2, 3, \dots, 2K)$ of GP, compute

$\tilde{\text{SNR}}_k^{\zeta,m}(p_k^*, P_R^*)$, and

$$D(\lambda^m) = \log_2 \prod_{k=1}^{2K} \delta_k^m(p_k^*, P_R^*) \left(\text{SNR}_k^{\zeta,m}(p_k^*, P_R^*) \right)^{\alpha_k(p_k^*, P_R^*)} - \lambda^m \left(\sum_{k=1}^{2K} p_k^* + P_R^* + P_c \right).$$

5 Check for convergence

$$\begin{aligned} & \text{if } D(\lambda^m) > \epsilon \text{ then} \\ & \quad \lambda^{m+1} = \frac{\log_2 \prod_{k=1}^{2K} \delta_k^m(p_k^*, P_R^*) \left(\text{SNR}_k^{\zeta,m}(p_k^*, P_R^*) \right)^{\alpha_k(p_k^*, P_R^*)}}{\sum_{k=1}^{2K} p_k^* + P_R^* + P_c}. \end{aligned}$$

6 **else break.**

7 **return** $p_k^* (k = 1, 2, 3, \dots, 2K)$ and P_R^* .

can be re-written with upper bounded posynomials as

$$\begin{aligned} \text{P4 :Max}_{p_k, P_R} \min_{1 \leq k \leq 2K} & \frac{\log_2 \left[\delta_k(p_k, P_R) \left(\text{SNR}_k^{\zeta}(p_k, P_R) \right)^{\alpha_k(p_k, P_R)} \right]}{p_k + \frac{P_R + P_c}{2K}} \\ & \text{subject to} \quad (47a), (47b), (47c), (47d). \end{aligned} \quad (51)$$

where $\delta_k(p_k, P_R)$ and $\alpha_k(p_k, P_R)$ is calculated similar to (48). The problem P4 now belongs to a class of a max-min fractional programs.

Proposition 4. The MMFP optimization problem is stated as

$$\begin{aligned} & \text{Max}_x \min_{1 \leq k \leq 2K} \frac{u_k(x)}{v_k(x)} \\ & \text{subject to } c_i(x), \quad i = 1, 2, 3, \dots, I, \end{aligned} \quad (52)$$

where u_k non-negative and concave, $\forall k = 1, 2, 3, \dots, 2K$, v_k positive and convex, $\forall k = 1, 2, 3, \dots, 2K$, c_i convex, $\forall i = 1, 2, 3, \dots, I$. Then, each ratio of the objective is a quasi-concave function. Also, if $z(x) = \min_{1 \leq k \leq 2K} y_k(x)$ such that $y_k(x)$ is a quasi-concave, $\forall k = 1, 2, 3, \dots, 2K$, then $z(x)$ is also a quasi-concave function. The auxiliary function of real variable is

$$D(\lambda) \triangleq \text{Max}_x \left\{ \min_{1 \leq k \leq 2K} \{u(x) - \lambda v(x)\} \right\}. \quad (53)$$

Proof: See [32], [33]. ■

Even if $u(x)/v(x)$ would be pseudo-concave function, the problem in (52) is quasi-concave, since $\min(\cdot)$ is non-differentiable. It is possible to have stationary points which are not global maximizers, as the objective function is not PC. The generalized Dinkelbach algorithm [33] is an extension to Dinkelbach algorithm, which by solving a sequence of convex problem obtains the global solution of MMFP. The proposed algorithm to solve the energy efficiency optimization problem P4 is as follows.

VII. SIMULATION RESULTS

We investigate the GEE performance of the multi-pair two-way full duplex AF relay system by using Monte-Carlo simulations and will highlight the advantage of proposed algorithms. We will validate the achievable rate expressions derived in Theorem 1 and 2. The power allocation scheme based on GEE maximization is termed as optimal power allocation, whereas by uniformly spreading all the available power over users we call it equal power allocation. The system architecture is assumed to be symmetric for simplicity. We choose, noise variances as $\sigma_n^2 = 0$ dB, $\sigma_{nr}^2 = 0$ dB and circuit power as $P_c = 30$ dB. The length of the coherence interval is taken to be $T = 200$ symbols, training length $\tau = 2K$ and number of receive and transmit antenna at the relay are set to be same i.e., N .

A. Energy Efficiency maximization: Algorithm 1

1) *Power allocation without QoS constraint:* In this subsection we will investigate the GEE performance considering MRC/MRT and ZFR/ZFT processing with the power allocation schemes

Algorithm 2: Max-min based energy efficiency optimization algorithm

Input: Given a tolerance $\epsilon > 0$ and the maximum number of iterations L , set $m = 1$ and

$\lambda^1 = 0$. Calculate initial values p_k, P_R and $\tilde{\text{SNR}}_k^{\zeta,1}(p_k, P_R)$ by allocating equal power to all users i.e., $p_k = P_R/2K, \forall k = 1, 2, 3, \dots, 2K$ and $P_R = P/2$.

Output: $p_k^* (k = 1, 2, 3, \dots, 2K)$ and P_R^* as the solutions.

1 **for** $m \leftarrow 1$ **to** L **do**

2 Given a feasible p_k^*, P_R^* , compute $\alpha_k^m(p_k, P_R)$ and $\delta_k^m(p_k, P_R)$.

3 Solve the GP to evaluate $p_k (k = 1, 2, 3, \dots, 2K)$, P_R and Γ_k .

$$\begin{aligned} & \text{Max}_{p_k, P_R, \Gamma_k} \min_{1 \leq k \leq 2K} \left\{ \log_2 \left[\delta_k^m(p_k, P_R) \left(\text{SNR}_k^{\zeta}(p_k, P_R) \right)^{\alpha_k^m(p_k, P_R)} \right] - \lambda^m \left(p_k + \frac{P_R + P_c}{2K} \right) \right\} \\ & \text{subject to} \quad (47a), (47b), (47c), (47d) \end{aligned}$$

$$\Gamma_k \leq \text{SNR}_k^{\zeta}(p_k, P_R)$$

$$\beta^{-1} \tilde{\text{SNR}}_k^{\zeta,m}(p_k, P_R) \leq \Gamma_k \leq \beta \tilde{\text{SNR}}_k^{\zeta,m}(p_k, P_R).$$

4 Based on the solutions P_R^* and $p_k^* (k = 1, 2, 3, \dots, 2K)$ of GP, compute

$$\tilde{\text{SNR}}_k^{\zeta,m}(p_k^*, P_R^*), \text{ and}$$

$$5 \quad D(\lambda^m) = \min_{1 \leq k \leq 2K} \left\{ \log_2 \left[\delta_k^m(p_k, P_R) \left(\text{SNR}_k^{\zeta,m}(p_k, P_R) \right)^{\alpha_k^m(p_k, P_R)} \right] - \lambda^m \left(p_k + \frac{P_R + P_c}{2K} \right) \right\}.$$

$$6 \quad \text{Update} \quad \lambda^{m+1} = \min_{1 \leq k \leq 2K} \frac{\log_2 \left[\delta_k^m(p_k, P_R) \left(\text{SNR}_k^{\zeta,m}(p_k, P_R) \right)^{\alpha_k^m(p_k, P_R)} \right]}{p_k + \frac{P_R + P_c}{2K}}.$$

7 **return** $p_k^* (k = 1, 2, 3, \dots, 2K)$ and P_R^* .

discussed in Section VI without QoS constraints. For this study we set $P_0 = 10\text{dB}$, $P_{R,0} = 23\text{dB}$, $P = 2P_R$, and large scale fading matrices \mathbf{D}_u and \mathbf{D}_d as

$$\mathbf{D}_u = \text{diag} [0.749, 0.045, 0.246, 0.121, 0.125, 0.142, 0.635, 0.256, 0.021, 0.123], \text{ and}$$

$$\mathbf{D}_d = \text{diag} [0.257, 0.856, 1.000, 0.899, 0.014, 0.759, 0.315, 0.432, 0.195, 0.562]. \quad (54)$$

The GEE of proposed optimal power allocation without QoS constraints is compared with baseline equal power allocation in Fig. 2-5, we have taken $K = 5$, $N = 500$, $\sigma_{LIR}^2 = 0$ dB, and $\sigma_{UI}^2 \triangleq \sigma_{k,j}^2 = 0$ dB, $\forall k, j = 1, 2, 3, \dots, 2K$. We first compare the GEE versus the maximum transmit power P by fixing $P_\rho = 20$ dB in Fig. 2 and 3 for MRC/MRT and ZFR/ZFT, respectively.

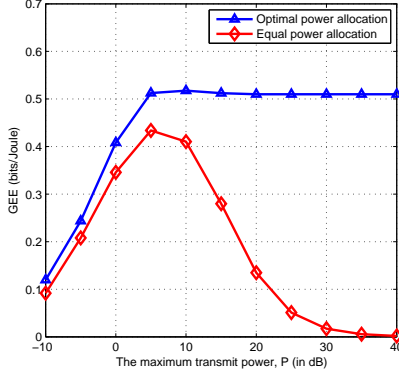


Fig. 2: GEE versus P for MRC/MRT processing comparing equal and optimal power allocation, where $K = 5$, $N = 500$, $P_p = 20$ dB.

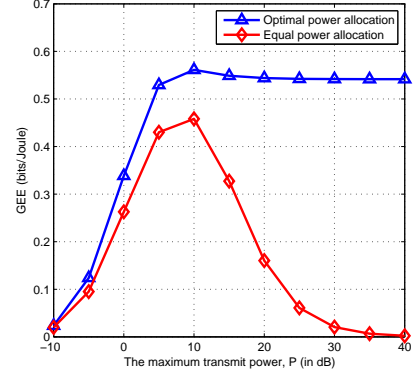


Fig. 3: GEE versus P for ZFR/ZFT processing comparing equal and optimal power allocation, where $K = 5$, $N = 500$, $P_p = 20$ dB.

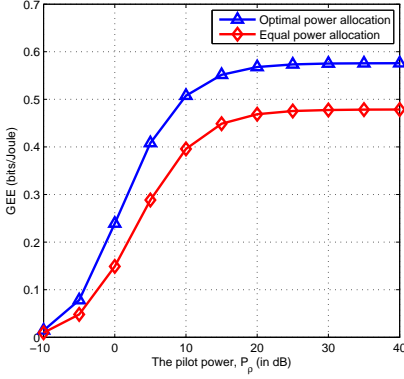


Fig. 4: GEE versus P_p for MRC/MRT processing comparing equal and optimal power allocation, where $K = 5$, $N = 500$, $P_R = 5$ dB.

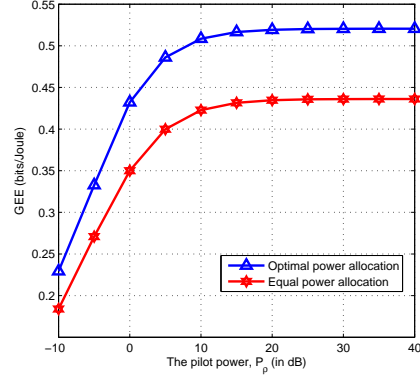


Fig. 5: GEE versus P_p for ZFR/ZFT processing comparing equal and optimal power allocation, where $K = 5$, $N = 500$, $P_R = 20$ dB.

We see that the optimal power allocation outperforms equal power allocation for both MRC/MRT and ZFR/ZFT, which is not surprising. The GEE maximization exhibit a floor as P increases, the reason behind the floor is that it does not use the excess power available to further increase the rate. On the other hand, with equal power allocation GEE degrades as the transmit power is increased beyond 5 dB and 10 dB for MRC/MRT and ZFR/ZFT, respectively. As seen MRC/MRT outperforms ZFR/ZFT at lower transmit power $P \leq 0$ dB.

Similarly, the GEE versus P_p considering optimal and equal power allocation is shown in Fig. 4 and 5 with $P_R = 5$ dB for MRC/MRT and ZFR/ZFT processing, respectively. It can be seen that at $P_p = 0$ dB, there is approximately 0.1 bits/Joule and 0.08 bits/Joule gain in GEE performance of optimal power allocation when compared with equal power allocation for

MRC/MRT and ZFR/ZFT processing, respectively.

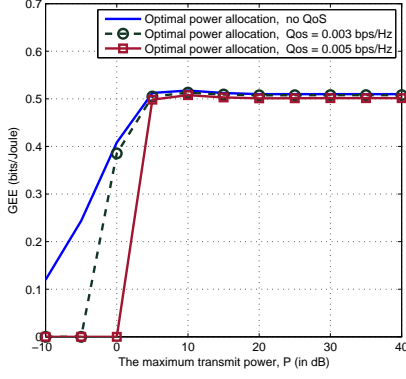


Fig. 6: GEE versus P for the proposed optimal power allocation subject to the QoS of 0.003 bps/Hz and 0.005 bps/Hz considering MRC/MRT processing with $P_\rho = 20$ dB.

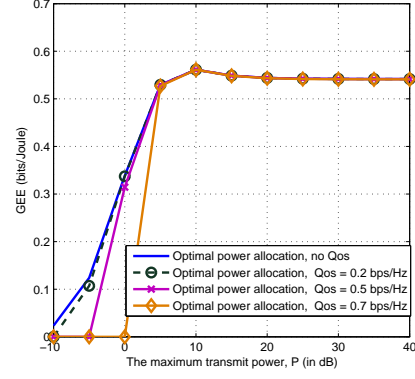


Fig. 7: GEE versus P for the proposed optimal power allocation subject to the QoS of 0.2 bps/Hz, 0.5 bps/Hz and 0.7 bps/Hz considering MRC/MRT processing.

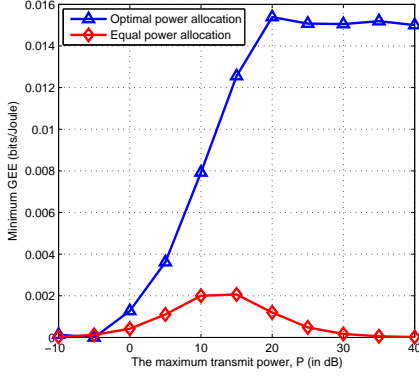


Fig. 8: Minimum EE versus P for MRC/MRT processing comparing equal and optimal power allocation, where $K = 5$, $N = 500$, $P_\rho = 20$ dB.

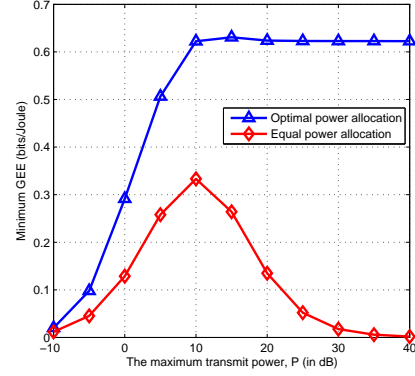


Fig. 9: Minimum EE versus P for ZFR/ZFT processing comparing equal and optimal power allocation, where $K = 5$, $N = 500$, $P_\rho = 20$ dB.

2) *Power allocation with QoS constraint:* We now compare the GEE versus the maximum transmit power P for MRC/MRT processing which supports QoS of 0.003 bps/Hz and 0.005 bps/Hz for all users, as shown in Fig. 6 with $P_\rho = 20$ dB. From Fig. 6, it is clear that the rate constraints cannot be met for $P \leq -5$ dB and $P \leq 0$ dB for QoS = 0.003 bps/Hz and QoS = 0.005 bps/Hz, respectively. We see that the system sacrifices the energy efficiency to satisfy the rate constraints. Fig. 7 shows the GEE versus the maximum transmit power P with QoS of 0.2 bps/Hz, 0.5 bps/Hz and 0.7 bps/Hz considering ZFR/ZFT processing with $P_\rho = 20$ dB. From Fig. 6 and 7 we see that with the increase in P , the GEE with and without QoS becomes equal.

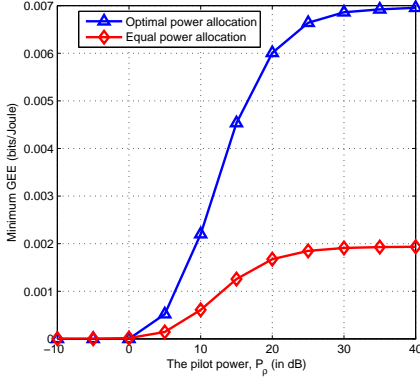


Fig. 10: Minimum EE versus P_ρ for MRC/MRT processing comparing equal and optimal power allocation, where $K = 5$, $N = 500$, $P_R = 5$ dB.

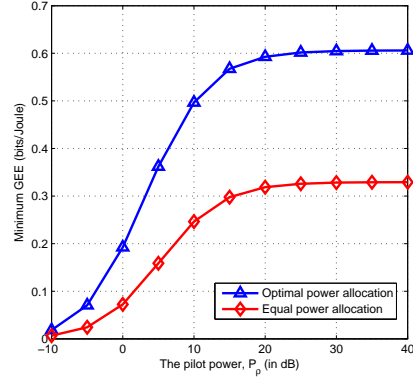


Fig. 11: Minimum EE versus P_ρ for ZFR/ZFT processing comparing equal and optimal power allocation, where $K = 5$, $N = 500$, $P_R = 5$ dB.

B. Energy efficiency optimization with max-min approach: Algorithm 2

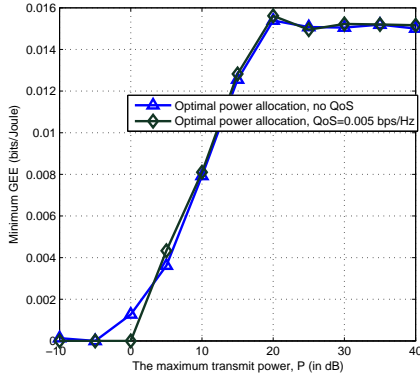


Fig. 12: Minimum EE versus P for the proposed optimal power allocation subject to the QoS of 0.005 bps/Hz considering MRC/MRT processing.

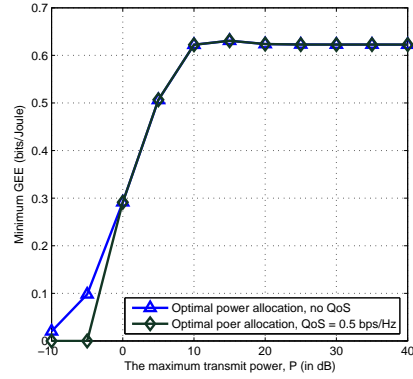


Fig. 13: Minimum EE versus P for the proposed optimal power allocation subject to the QoS of 0.5 bps/Hz considering MRC/MRT processing.

1) *Power allocation without QoS constraint:* The effectiveness of the proposed energy-efficient power allocation scheme with max-min fairness without QoS constraints are presented in this subsection using simulation results, where we have take $K = 5$, $N = 500$, $\sigma_{LIR}^2 = -5$ dB and $\sigma_{UI}^2 = -5$ dB. The GEE performance results obtained using Algorithm 2 and equal power allocation is compared in Fig. 8-11. Fig. 8 and 9 shows the minimum GEE versus the maximum transmit power with $P_\rho = 20$ dB, $\sigma_{LIR}^2 = -5$ dB and $\sigma_{UI}^2 = -5$ dB for MRC/MRT and ZFR/ZFT processing, respectively. The GEE with optimal power allocation is much better as compared with equal power allocation. Also, the minimum GEE for MRC/MRT is very low as compared to ZFR/ZFT. Fig. 10 and 11 shows the minimum GEE versus P_ρ with $P_R = 5$ dB considering

optimal and equal power allocation for MRC/MRT and ZFR/ZFT processing, respectively. As the pilot power increases the performance gap between proposed and equal power allocation also increases, and finally saturates at high value of P_ρ .

2) *Power allocation with QoS constraint:* The minimum GEE versus the total transmit power P is plotted in Fig. 12 with the QoS constraint of 0.005 bps/Hz considering MRC/MRT processing. Similarly, Fig. 13 shows the minimum GEE versus the total power P with the QoS constraint of 0.005 bps/Hz for considering ZFR/ZFT processing.

C. Spectral Efficiency maximization

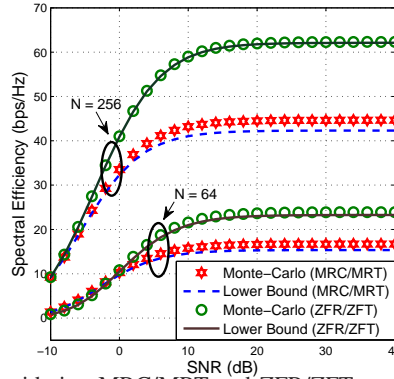


Fig. 14: SE versus SNR considering MRC/MRT and ZFR/ZFT processing, we have taken $K = 5$.

We fix the number of user pair $K = 10$, $\text{SNR} = P_R$, $\sigma_{g,i}^2 = \sigma_{f,i}^2 = 1, \forall i, j = 1, 2, 3, \dots, 2K$, $P_\rho = 10$ dB and all users are allocated equal power i.e., $p_i = P_R/2K, \forall i = 1, 2, 3, \dots, 2K$. Fig. 14 shows the sum-rate for both MRC/MRT and ZFR/ZFT processing, we compare the analytical lower bound obtained in Theorem 1 and 2 with exact capacity expression (35) using Monte-Carlo simulations for $N = 64$ and $N = 256$ relay antennas. As seen from Fig. 14, the derived lower bound and exact capacity overlap for ZFR/ZFT processing as N is increased. For MRC/MRT lower bound is slightly different. The sum-rate of MRC/MRT at lower SNR is marginally better than the ZFR/ZFT processing whereas at high SNR the MRC/MRT processing performance is worse than ZFR/ZFT processing. The reason is that the MRC/MRT maximizes the received SNR by neglecting inter-pair interference whereas ZFR/ZFT neglects the effect of noise. Moreover for higher SNR the sum-rate converges for both MRC/MRT and ZFR/ZFT, since as the SNR increases the effect of loop interference and inter-user interference also increases proportionally.

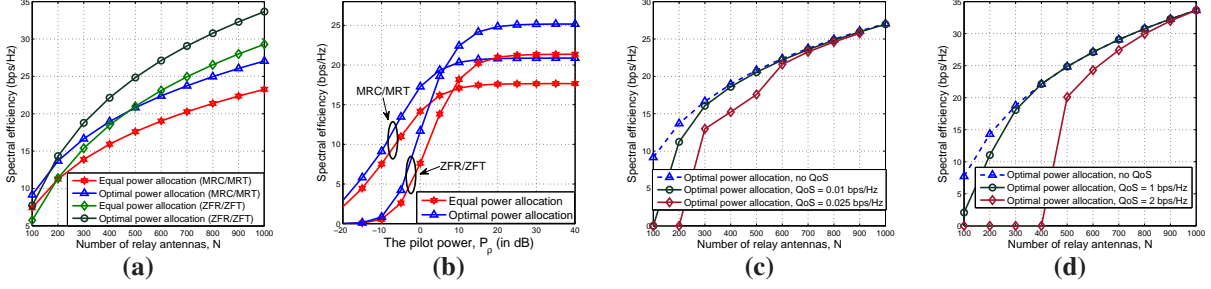


Fig. 15: (a) and (b) shows the SE vs N and SE vs P_p comparing equal and optimal power allocation for both MRC/MRT and ZFR/ZFT processing, respectively. For the spectral efficient power allocation subject to QoS constraint, SE vs N considering MRC/MRT and ZFR/ZFT is shown in (c) and (d), respectively.

The spectral efficiency maximization can be done by modifying the proposed Algorithm 1. If we optimize the numerator of Problem P2 with all the constraints intact, it becomes SE optimization problem. The modified problem can then be solved by using GP. We compare the SE versus the number of relay antennas N by fixing $P_p = 20$ dB in Fig. 15a. Crucially MRC/MRT with optimal power outperforms ZFR/ZFT with equal power for $N < 450$. Similarly, the SE versus P_p considering optimal and equal power allocation is shown in Fig. 15b with $N = 500$. It can be seen that at $P_p = 0$ dB, there is approximately 4 bps/Hz and 4.5 bps/Hz gain in SE performance of optimal power allocation when compared with equal power allocation for MRC/MRT and ZFR/ZFT processing, respectively. The SE versus N for MRC/MRT processing which supports QoS of 0.01 bps/Hz and 0.025 bps/Hz for all users, is shown in Fig. 15c with $P_p = 20$ dB. From Fig. 15c, it is clear that the rate constraints cannot be met below $N = 200$ and $N = 300$ for QoS = 0.01 bps/Hz and QoS = 0.025 bps/Hz, respectively. Fig. 15d shows the SE versus N with QoS of 1 bps/Hz and 2 bps/Hz considering ZFR/ZFT processing with $P_p = 20$ dB.

VIII. CONCLUSION

In this paper, we have considered a multi-pair AF full duplex relaying system where the relay has large number of antennas and source node has two antennas each. The closed form expressions for the achievable rate with MMSE channel estimate based MRC/MRT and ZFR/ZFT processing is derived for arbitrary number of antennas at the relay. An algorithm is designed which allocates power optimally to all the user nodes and relay to maximize the GEE subject to the peak power constraints. It is shown that the optimal power allocation scheme outperforms equal power allocation for both MRC/MRT and ZFR/ZFT processing. We have also analyzed

the impact of QoS constraints on the GEE. The problem of maximizing the EE of the user with worst SNR is analyzed and an algorithm is designed to optimally allocate the power based on generalized Dinkelbach method. Finally, we have analyzed the spectral efficient power allocation for the underlying system model with MMSE channel estimate based MRC/MRT and ZFR/ZFT processing and provided simulation results.

APPENDIX A

PROOF OF THEOREM 1

We will start by solving numerator of (39), with $\mathbf{f}_k = \hat{\mathbf{f}}_k + \mathbf{e}_{f,k}$, $\mathbf{g}_k = \hat{\mathbf{g}}_k + \mathbf{e}_{g,k}$, and using the fact that $\hat{\mathbf{f}}_k$, $\hat{\mathbf{g}}_k$, $\mathbf{e}_{f,k}$, $\mathbf{e}_{g,k}$ are independent, as follows

$$\begin{aligned} \mathbb{E} [|\mathbf{f}_k^T \mathbf{W} \mathbf{g}_{k'}|] &= \mathbb{E} \left[\left(\hat{\mathbf{f}}_k + \mathbf{e}_{f,k} \right)^T \mathbf{W} \left(\hat{\mathbf{g}}_{k'} + \mathbf{e}_{g,k'} \right) \right] = \mathbb{E} \left[\hat{\mathbf{f}}_k^T \hat{\mathbf{F}}_k^* \mathbf{T} \hat{\mathbf{G}}^H \hat{\mathbf{g}}_{k'} \right] \\ &= \mathbb{E} \left[\hat{\mathbf{f}}_k^T \sum_{i=1}^K \left(\hat{\mathbf{f}}_{2i-1}^* \hat{\mathbf{g}}_{2i}^H + \hat{\mathbf{f}}_{2i}^* \hat{\mathbf{g}}_{2i-1}^H \right) \hat{\mathbf{g}}_{k'} \right] = \mathbb{E} \left[\hat{\mathbf{f}}_k^T \hat{\mathbf{f}}_k^* \hat{\mathbf{g}}_{k'}^H \hat{\mathbf{g}}_{k'} + \hat{\mathbf{f}}_k^T \hat{\mathbf{f}}_k^* \hat{\mathbf{g}}_k^H \hat{\mathbf{g}}_{k'} \right] \\ &= \mathbb{E} \left[\hat{\mathbf{f}}_k^H \hat{\mathbf{f}}_k \right] \mathbb{E} \left[\hat{\mathbf{g}}_{k'}^H \hat{\mathbf{g}}_{k'} \right] + \mathbb{E} \left[\hat{\mathbf{f}}_k^H \hat{\mathbf{f}}_k \right] \mathbb{E} \left[\hat{\mathbf{g}}_k^H \hat{\mathbf{g}}_{k'} \right] = N^2 \hat{\sigma}_{f,k}^2 \hat{\sigma}_{g,k'}^2. \end{aligned} \quad (55)$$

The variance of $\mathbf{f}_k^T \mathbf{W} \mathbf{g}_{k'}$ can be written as $\text{var} [\mathbf{f}_k^T \mathbf{W} \mathbf{g}_{k'}] = \mathbb{E} [|\mathbf{f}_k^T \mathbf{W} \mathbf{g}_{k'}|^2] - |\mathbb{E} [\mathbf{f}_k^T \mathbf{W} \mathbf{g}_{k'}]|^2$, where

$$\begin{aligned} \mathbb{E} [|\mathbf{f}_k^T \mathbf{W} \mathbf{g}_{k'}|^2] &= \mathbb{E} [\mathbf{f}_k^T \mathbf{W} \mathbf{g}_{k'} \mathbf{g}_{k'}^H \mathbf{W}^H \mathbf{f}_k^*] \\ &= \underbrace{\mathbb{E} [\hat{\mathbf{f}}_k^T \mathbf{W} \hat{\mathbf{g}}_{k'} \hat{\mathbf{g}}_{k'}^H \mathbf{W}^H \hat{\mathbf{f}}_k^*]}_{\text{(I)}} + \underbrace{\mathbb{E} [\hat{\mathbf{f}}_k^T \mathbf{W} \mathbf{e}_{g,k'} \mathbf{e}_{g,k'}^H \mathbf{W}^H \hat{\mathbf{f}}_k^*]}_{\text{(II)}} \\ &\quad + \underbrace{\mathbb{E} [\mathbf{e}_{f,k}^T \mathbf{W} \hat{\mathbf{g}}_{k'} \hat{\mathbf{g}}_{k'}^H \mathbf{W}^H \mathbf{e}_{f,k}^*]}_{\text{(III)}} + \underbrace{\mathbb{E} [\mathbf{e}_{f,k}^T \mathbf{W} \mathbf{e}_{g,k'} \mathbf{e}_{g,k'}^H \mathbf{W}^H \mathbf{e}_{f,k}^*]}_{\text{(IV)}}. \end{aligned} \quad (56)$$

The first term in (56) is solved as follows

$$\begin{aligned} \mathbb{E} [\hat{\mathbf{f}}_k^T \mathbf{W} \hat{\mathbf{g}}_{k'} \hat{\mathbf{g}}_{k'}^H \mathbf{W}^H \hat{\mathbf{f}}_k^*] &= \mathbb{E} \left[\hat{\mathbf{f}}_k^T \sum_{i=1}^K \left(\hat{\mathbf{f}}_{2i-1}^* \hat{\mathbf{g}}_{2i}^H + \hat{\mathbf{f}}_{2i}^* \hat{\mathbf{g}}_{2i-1}^H \right) \hat{\mathbf{g}}_{k'} \hat{\mathbf{g}}_{k'}^H \left(\hat{\mathbf{g}}_{2i} \hat{\mathbf{f}}_{2i-1}^T + \hat{\mathbf{g}}_{2i-1} \hat{\mathbf{f}}_{2i}^T \right) \hat{\mathbf{f}}_k^* \right] \\ &= N^2 \sum_{i=1, i \neq \lceil \frac{K}{2} \rceil}^K \hat{\sigma}_{f,k}^2 \hat{\sigma}_{g,k'}^2 \left(\hat{\sigma}_{f,2i-1}^2 \hat{\sigma}_{g,2i}^2 + \hat{\sigma}_{f,2i}^2 \hat{\sigma}_{g,2i-1}^2 \right) + N^2 \hat{\sigma}_{f,k}^2 \hat{\sigma}_{f,k'}^2 \hat{\sigma}_{g,k}^2 \hat{\sigma}_{g,k'}^2 + N^2 (N+1)^2 \hat{\sigma}_{f,k}^4 \hat{\sigma}_{g,k'}^4 \\ &= N^2 \hat{\sigma}_{f,k}^2 \hat{\sigma}_{g,k'}^2 \sum_{i=1}^K \left(\hat{\sigma}_{f,2i-1}^2 \hat{\sigma}_{g,2i}^2 + \hat{\sigma}_{f,2i}^2 \hat{\sigma}_{g,2i-1}^2 \right) + N^3 (N+2) \hat{\sigma}_{f,k}^4 \hat{\sigma}_{g,k'}^4 \\ &= N^2 \hat{\sigma}_{f,k}^2 \hat{\sigma}_{g,k'}^2 \left(N(N+2) \hat{\sigma}_{f,k}^2 \hat{\sigma}_{g,k'}^2 + \hat{\Phi} \right). \end{aligned} \quad (57)$$

Further solving (II) in (56), we have

$$\begin{aligned}
& \mathbb{E} \left[\hat{\mathbf{f}}_k^T \mathbf{W} \mathbf{e}_{g,k'} \mathbf{e}_{g,k'}^H \mathbf{W}^H \hat{\mathbf{f}}_k^* \right] \\
&= N^2 \hat{\sigma}_{f,k}^2 \hat{\sigma}_{f,k'}^2 \hat{\sigma}_{g,k}^2 \hat{\sigma}_{\xi g,k'}^2 + N^2 (N+1) \hat{\sigma}_{f,k}^4 \hat{\sigma}_{g,k'}^2 \hat{\sigma}_{\xi g,k'}^2 + N^2 \sum_{i=1, i \neq \lceil \frac{k}{2} \rceil}^K \hat{\sigma}_{\xi g,k'}^2 \hat{\sigma}_{f,k}^2 (\hat{\sigma}_{f,2i-1}^2 \hat{\sigma}_{g,2i}^2 + \hat{\sigma}_{f,2i}^2 \hat{\sigma}_{g,2i-1}^2) \\
&= N^2 \hat{\sigma}_{f,k}^2 \hat{\sigma}_{\xi g,k'}^2 \sum_{i=1}^K (\hat{\sigma}_{f,2i-1}^2 \hat{\sigma}_{g,2i}^2 + \hat{\sigma}_{f,2i}^2 \hat{\sigma}_{g,2i-1}^2) + N^3 \hat{\sigma}_{f,k}^4 \hat{\sigma}_{\xi g,k'}^2 \hat{\sigma}_{g,k'}^2 \\
&= N^2 \hat{\sigma}_{f,k}^2 \hat{\sigma}_{\xi g,k'}^2 \left(N \hat{\sigma}_{f,k}^2 \hat{\sigma}_{g,k'}^2 + \hat{\Phi} \right). \tag{58}
\end{aligned}$$

The third term in (56) can be written as

$$\begin{aligned}
& \mathbb{E} \left[\mathbf{e}_{f,k}^T \mathbf{W} \hat{\mathbf{g}}_{k'} \hat{\mathbf{g}}_{k'}^H \mathbf{W}^H \mathbf{e}_{f,k}^* \right] \\
&= N^2 \hat{\sigma}_{f,k'}^2 \hat{\sigma}_{\xi f,k}^2 \hat{\sigma}_{g,k}^2 \hat{\sigma}_{g,k'}^2 + N^2 (N+1) \hat{\sigma}_{g,k'}^4 \hat{\sigma}_{f,k}^2 \hat{\sigma}_{\xi f,k}^2 + N^2 \sum_{i=1, i \neq \lceil \frac{k}{2} \rceil}^K \hat{\sigma}_{\xi f,k}^2 \hat{\sigma}_{g,k'}^2 (\hat{\sigma}_{f,2i-1}^2 \hat{\sigma}_{g,2i}^2 + \hat{\sigma}_{f,2i}^2 \hat{\sigma}_{g,2i-1}^2) \\
&= N^2 \hat{\sigma}_{\xi f,k}^2 \hat{\sigma}_{g,k'}^2 \sum_{i=1}^K (\hat{\sigma}_{f,2i-1}^2 \hat{\sigma}_{g,2i}^2 + \hat{\sigma}_{f,2i}^2 \hat{\sigma}_{g,2i-1}^2) + N^3 \hat{\sigma}_{\xi f,k}^2 \hat{\sigma}_{g,k'}^4 \hat{\sigma}_{f,k}^2 \\
&= N^2 \hat{\sigma}_{\xi f,k}^2 \hat{\sigma}_{g,k'}^2 \left(N \hat{\sigma}_{g,k'}^2 \hat{\sigma}_{f,k}^2 + \hat{\Phi} \right). \tag{59}
\end{aligned}$$

Finally the last term (IV) is solved as

$$\mathbb{E} \left[\mathbf{e}_{f,k}^T \mathbf{W} \mathbf{e}_{g,k'} \mathbf{e}_{g,k'}^H \mathbf{W}^H \mathbf{e}_{f,k}^* \right] = N^2 \sum_{i=1}^K \hat{\sigma}_{\xi f,k}^2 \hat{\sigma}_{\xi g,k'}^2 (\hat{\sigma}_{f,2i-1}^2 \hat{\sigma}_{g,2i}^2 + \hat{\sigma}_{f,2i}^2 \hat{\sigma}_{g,2i-1}^2) = N^2 \hat{\sigma}_{\xi f,k}^2 \hat{\sigma}_{\xi g,k'}^2 \hat{\Phi}. \tag{60}$$

Further using (57)-(60), (56) can be re-written as

$$\begin{aligned}
\mathbb{E} \left[|\mathbf{f}_k^T \mathbf{W} \mathbf{g}_{k'}|^2 \right] &= N^2 \hat{\Phi} \left(\hat{\sigma}_{f,k}^2 \hat{\sigma}_{g,k'}^2 + \hat{\sigma}_{f,k}^2 \hat{\sigma}_{\xi g,k'}^2 + \hat{\sigma}_{\xi f,k}^2 \hat{\sigma}_{g,k'}^2 + \hat{\sigma}_{\xi f,k}^2 \hat{\sigma}_{\xi g,k'}^2 \right) \\
&\quad + N^3 \hat{\sigma}_{f,k}^2 \hat{\sigma}_{g,k'}^2 \left((N+2) \hat{\sigma}_{f,k}^2 \hat{\sigma}_{g,k'}^2 + \hat{\sigma}_{f,k}^2 \hat{\sigma}_{\xi g,k'}^2 + \hat{\sigma}_{\xi f,k}^2 \hat{\sigma}_{g,k'}^2 \right). \tag{61}
\end{aligned}$$

Therefore, using (55) and (61) the variance term in the denominator of (39) is simplified as

$$\text{var} \left[\mathbf{f}_k^T \mathbf{W} \mathbf{g}_{k'} \right] = N^2 \left(\hat{\Phi} \sigma_{f,k}^2 \sigma_{g,k'}^2 + N \hat{\sigma}_{f,k}^2 \hat{\sigma}_{g,k'}^2 \left(\sigma_{f,k}^2 \hat{\sigma}_{g,k'}^2 + \hat{\sigma}_{f,k}^2 \sigma_{g,k'}^2 \right) \right). \tag{62}$$

Similar to the above derivations, we can simplify SI_k , IP_k , NR_k , LIR_k , UI_k and NU_k as follows

$$\text{SI}_k = N^2 \sigma_{\xi f,k}^2 \sigma_{\xi g,k}^2 \hat{\Phi} + N^2 \hat{\sigma}_{f,k}^2 \sigma_{\xi g,k}^2 \left(N \hat{\sigma}_{f,k}^2 \hat{\sigma}_{g,k'}^2 + \hat{\Phi} \right) + N^2 \sigma_{\xi f,k}^2 \hat{\sigma}_{g,k}^2 \left(N \hat{\sigma}_{g,k}^2 \hat{\sigma}_{f,k'}^2 + \hat{\Phi} \right), \quad (63)$$

$$\text{IP}_k = N^2 \sum_{j \neq k, k'}^{2K} p_j \left[\sigma_{f,k}^2 \sigma_{g,j}^2 \hat{\Phi} + N \left(\sigma_{f,k}^2 \hat{\sigma}_{g,j}^4 \hat{\sigma}_{f,j'}^2 + \sigma_{g,j}^2 \hat{\sigma}_{f,k}^4 \hat{\sigma}_{g,k'}^2 \right) \right], \quad (64)$$

$$\text{NR}_k = N^2 \sigma_{nr}^2 \left(N \hat{\sigma}_{f,k}^4 \hat{\sigma}_{g,k'}^2 + \sigma_{f,k}^2 \hat{\Phi} \right), \quad \text{LIR}_k = N^2 P_R \sigma_{LIR}^2 \left(N \hat{\sigma}_{f,k}^4 \hat{\sigma}_{g,k'}^2 + \sigma_{f,k}^2 \hat{\Phi} \right), \quad (65)$$

$$\text{UI}_k = \sum_{i,k \in U_k} p_i \mathbb{E} [|\Omega_{k,i} x_i|^2] = \sum_{i,k \in U_k} p_i \sigma_{k,i}^2, \quad \text{NU}_k = \mathbb{E} [|z_k|^2] = \sigma_n^2. \quad (66)$$

We can further simplify the denominator of (39) using (62)-(66), as

$$\begin{aligned} & p_{k'} \text{var} [\mathbf{f}_k^T \mathbf{W} \mathbf{g}_{k'}] + p_k \text{SI}_k + \text{IP}_k + \text{NR}_k + \text{LIR}_k + \frac{1}{\alpha^2} \text{UI}_k + \frac{1}{\alpha^2} \text{NU}_k \\ &= N^2 \left\{ \sum_{i=1}^{2K} p_i \left[\eta_{k,i} + \left(\hat{\Phi} \sigma_{g,i}^2 + N \hat{\sigma}_{g,i}^4 \hat{\sigma}_{f,i'}^2 \right) P_R^{-1} \left(\sigma_n^2 + \sum_{i,k \in U_k} p_i \sigma_{k,i}^2 \right) \right] + c_k p_k + P_R \sigma_{LIR}^2 \left(\sigma_{f,k}^2 \hat{\Phi} + N \hat{\sigma}_{f,k}^4 \hat{\sigma}_{g,k'}^2 \right) \right. \\ & \quad \left. + P_R^{-1} \sigma_{nr}^2 \hat{\Phi} \left(\sigma_n^2 + \sum_{i,k \in U_k} p_i \sigma_{k,i}^2 \right) + \sum_{i,k \in U_k} p_i \sigma_{k,i}^2 \sigma_{LIR}^2 \hat{\Phi} + \left(\sigma_{LIR}^2 \sigma_n^2 + \sigma_{nr}^2 \sigma_{f,k}^2 \right) \hat{\Phi} + N \sigma_{nr}^2 \hat{\sigma}_{f,k}^4 \hat{\sigma}_{g,k'}^2 \right\}, \end{aligned}$$

where $\eta_{k,i} = \hat{\Phi} \sigma_{f,k}^2 \sigma_{g,i}^2 + N \left(\sigma_{f,k}^2 \hat{\sigma}_{g,i}^4 \hat{\sigma}_{f,i'}^2 + \sigma_{g,i}^2 \hat{\sigma}_{f,k}^4 \hat{\sigma}_{g,k'}^2 \right)$ and,

$c_k = - \left(\hat{\Phi} \hat{\sigma}_{f,k}^2 \hat{\sigma}_{g,j'}^2 + N \left(\hat{\sigma}_{f,k}^4 \hat{\sigma}_{g,j}^2 \hat{\sigma}_{g,k'}^2 + \hat{\sigma}_{f,k}^2 \hat{\sigma}_{g,j}^4 \hat{\sigma}_{f,k'}^2 \right) \right)$. Hence, the proof for Theorem (1) is completed.

APPENDIX B

PROOF OF THEOREM 2

Starting with the numerator of (39) considering ZFR/ZFT processing, we have

$$\begin{aligned} \mathbb{E} [\mathbf{f}_k^T \mathbf{W} \mathbf{g}_{k'}] &= \mathbb{E} \left[\left(\hat{\mathbf{f}}_k - \mathbf{e}_{f,k} \right)^T \hat{\mathbf{F}}^* \mathbf{T} \hat{\mathbf{G}}^H \left(\hat{\mathbf{g}}_{k'} - \mathbf{e}_{g,k'} \right) \right] = \mathbb{E} \left[\hat{\mathbf{f}}_k^T \hat{\mathbf{F}}^* \mathbf{T} \hat{\mathbf{G}}^H \hat{\mathbf{g}}_{k'} \right] \\ &= \mathbb{E} [\mathbf{1}_{f,k}^T \mathbf{T} \mathbf{1}_{g,k'}] = \mathbb{E}[1] = 1, \end{aligned} \quad (67)$$

where we have used the fact that, $\mathbf{1}_{g,k'}^T = \hat{\mathbf{g}}_{k'}^H \hat{\mathbf{G}}$, $\mathbf{1}_{g,k'} = \hat{\mathbf{G}}^H \hat{\mathbf{g}}_{k'}$, $\mathbf{1}_{f,k}^T = \hat{\mathbf{f}}_k^T \hat{\mathbf{F}}^*$, $\mathbf{1}_{f,k} = \hat{\mathbf{F}}^T \hat{\mathbf{f}}_k^*$. Also in the case of ZFR/ZFT processing we have $\hat{\mathbf{F}}^T \mathbf{W} \hat{\mathbf{G}} = \mathbf{T}$, i.e., $\hat{\mathbf{f}}_k^T \mathbf{W} \hat{\mathbf{g}}_j = 1, \forall j =$

k' and 0, otherwise. Using the properties discussed above, the $\text{var} [\mathbf{f}_k^T \mathbf{W} \mathbf{g}_{k'}]$ is given by

$$\begin{aligned}
\text{var} [\mathbf{f}_k^T \mathbf{W} \mathbf{g}_{k'}] &= \mathbb{E} [\mathbf{f}_k^T \mathbf{W} \mathbf{g}_{k'}]^2 - |\mathbb{E} [\mathbf{f}_k^T \mathbf{W} \mathbf{g}_{k'}]|^2 \\
&= \mathbb{E} [\hat{\mathbf{f}}_k^T \mathbf{W} \hat{\mathbf{g}}_{k'} \hat{\mathbf{g}}_{k'}^H \mathbf{W}^H \hat{\mathbf{f}}_k^*] - 1 + \mathbb{E} [\mathbf{e}_{f,k}^T \mathbf{W} \hat{\mathbf{g}}_{k'} \hat{\mathbf{g}}_{k'}^H \mathbf{W}^H \mathbf{e}_{f,k}^*] + \mathbb{E} [\hat{\mathbf{f}}_k^T \mathbf{W} \mathbf{e}_{g,k'} \mathbf{e}_{g,k'}^H \mathbf{W}^H \hat{\mathbf{f}}_k^*] \\
&\quad + \mathbb{E} [\mathbf{e}_{f,k}^T \mathbf{W} \mathbf{e}_{g,k'} \mathbf{e}_{g,k'}^H \mathbf{W}^H \mathbf{e}_{f,k}^*] \\
&= \sigma_{\xi,f,k}^2 \mathbb{E} [\hat{\mathbf{g}}_{k'}^H \mathbf{W}^H \mathbf{W} \hat{\mathbf{g}}_{k'}] + \sigma_{\xi,g,k'}^2 \mathbb{E} [\hat{\mathbf{f}}_k^T \mathbf{W} \mathbf{W}^H \hat{\mathbf{f}}_k^*] + \sigma_{\xi,f,k}^2 \sigma_{\xi,g,k'}^2 \text{Tr} \{ \mathbb{E} [\mathbf{W} \mathbf{W}^H] \} \\
&= \sigma_{\xi,f,k}^2 \mathbb{E} [\hat{\mathbf{g}}_{k'}^H \hat{\mathbf{G}} \hat{\mathbf{T}} \hat{\mathbf{F}}^T \hat{\mathbf{F}}^* \hat{\mathbf{T}} \hat{\mathbf{G}}^H \hat{\mathbf{g}}_{k'}] + \sigma_{\xi,g,k'}^2 \mathbb{E} [\hat{\mathbf{f}}_k^T \hat{\mathbf{F}}^* \hat{\mathbf{T}} \hat{\mathbf{G}}^H \hat{\mathbf{G}} \hat{\mathbf{T}} \hat{\mathbf{f}}_k^*] + \sigma_{\xi,f,k}^2 \sigma_{\xi,g,k'}^2 \text{Tr} \{ \mathbb{E} [\hat{\mathbf{F}}^* \hat{\mathbf{T}} \hat{\mathbf{G}}^H \hat{\mathbf{G}} \hat{\mathbf{T}} \hat{\mathbf{F}}^T] \} \\
&= \sigma_{\xi,f,k}^2 \mathbb{E} [\mathbf{1}_{g,k'}^T \mathbf{T} \hat{\Lambda}_F^* \mathbf{T} \mathbf{1}_{g,k'}] + \sigma_{\xi,g,k'}^2 \mathbb{E} [\mathbf{1}_{f,k}^T \mathbf{T} \hat{\Lambda}_G \mathbf{T} \mathbf{1}_{f,k}] + \sigma_{\xi,f,k}^2 \sigma_{\xi,g,k'}^2 \text{Tr} \{ \mathbb{E} [\hat{\Lambda}_F^* \mathbf{T} \hat{\Lambda}_G \mathbf{T}] \} \\
&= \sigma_{\xi,f,k}^2 \mathbb{E} [\hat{w}_{f,k,k}^*] + \sigma_{\xi,g,k'}^2 \mathbb{E} [\hat{w}_{g,k',k'}] + \sigma_{\xi,f,k}^2 \sigma_{\xi,g,k'}^2 \sum_{j=1}^{2K} \left(\mathbb{E} [w_{f,j,j}^*] \mathbb{E} [w_{g,j,j'}] + \mathbb{E} [w_{f,j,j}^*] \mathbb{E} [w_{g,j',j'}] \right) \\
&= \frac{\sigma_{\xi,f,k}^2}{(N-2K-1)\hat{\sigma}_{f,k}^2} + \frac{\sigma_{\xi,g,k'}^2}{(N-2K-1)\hat{\sigma}_{g,k'}^2} + \sigma_{\xi,f,k}^2 \sigma_{\xi,g,k'}^2 \hat{\eta}. \tag{68}
\end{aligned}$$

Remember there is no need to perform SIC in the case ZFR/ZFT processing, and hence the self-interference term can be re-written as

$$\text{SI}_k = \frac{1}{(N-2K-1)} \left(\frac{\sigma_{\xi,f,k}^2}{\hat{\sigma}_{f,k'}^2} + \frac{\sigma_{\xi,g,k}^2}{\hat{\sigma}_{g,k'}^2} \right) + \sigma_{\xi,f,k}^2 \sigma_{\xi,g,k}^2 \hat{\eta}. \tag{69}$$

Similarly, the other terms in the denominator of (39) can be written as follows

$$\text{IP}_k = \sum_{i \neq k, k'}^{2K} p_i \left[\frac{1}{(N-2K-1)} \left(\frac{\sigma_{\xi,f,k}^2}{\hat{\sigma}_{f,i'}^2} + \frac{\sigma_{\xi,g,i}^2}{\hat{\sigma}_{g,k'}^2} \right) + \sigma_{\xi,f,k}^2 \sigma_{\xi,g,i}^2 \hat{\eta} \right], \tag{70}$$

$$\text{NR}_k = \sigma_{nr}^2 \left(\frac{1}{(N-2K-1)\hat{\sigma}_{g,k'}^2} + \sigma_{\xi,f,k}^2 \hat{\eta} \right), \quad \text{LIR}_k = P_R \sigma_{LIR}^2 \left(\frac{1}{(N-2K-1)\hat{\sigma}_{g,k'}^2} + \sigma_{\xi,f,k}^2 \hat{\eta} \right), \tag{71}$$

$$\text{UI}_k = \sum_{i,k \in U_k} p_i \mathbb{E} [|\Omega_{k,i} x_i|^2] = \sum_{i,k \in U_k} p_i \sigma_{k,i}^2, \quad \text{NU}_k = \mathbb{E} [|z_k|^2] = \sigma_n^2. \tag{72}$$

Substituting the values obtained from (68-72) in the denominator of (39), we obtain

$$\begin{aligned}
& p_{k'} \text{var} [\mathbf{f}_k^T \mathbf{W} \mathbf{g}_{k'}] + p_k \mathbf{S} \mathbf{I}_k + \mathbf{I} P_k + \mathbf{N} R_k + \mathbf{L} \mathbf{I} R_k + \frac{1}{\alpha^2} \mathbf{U} \mathbf{I}_k + \frac{1}{\alpha^2} \mathbf{N} \mathbf{U}_k \\
&= \sum_{i=1}^{2K} \theta_{k,i} p_i + \sigma_{nr}^2 \left(\frac{1}{(N-2K-1) \hat{\sigma}_{g,k'}^2} + \sigma_{\xi,f,k}^2 \hat{\eta} \right) + P_R \sigma_{LIR}^2 \left(\frac{1}{(N-2K-1) \hat{\sigma}_{g,k'}^2} + \sigma_{\xi,f,k}^2 \hat{\eta} \right) \\
&+ \sum_{i=1}^{2K} p_i \left[P_R^{-1} \sigma_n^2 \left(\frac{1}{(N-2K-1) \hat{\sigma}_{f,i'}^2} + \hat{\eta} \sigma_{\xi,g,i}^2 \right) + \sum_{i,k \in U_k} p_i P_R^{-1} \sigma_{k,i}^2 \left(\frac{1}{(N-2K-1) \hat{\sigma}_{f,i'}^2} + \hat{\eta} \sigma_{\xi,g,i}^2 \right) \right] \\
&+ \left(P_R^{-1} \hat{\eta} \sigma_{nr}^2 \sigma_n^2 + \sum_{i,k \in U_k} p_i P_R^{-1} \sigma_{k,i}^2 \hat{\eta} \sigma_{nr}^2 + \sum_{i,k \in U_k} p_i \sigma_{k,i}^2 \hat{\eta} \sigma_{LIR}^2 + \hat{\eta} \sigma_{LIR}^2 \sigma_n^2 \right), \tag{73}
\end{aligned}$$

where $\theta_{k,i} = \left(\frac{\sigma_{\xi,f,k}^2}{(N-2K-1) \hat{\sigma}_{f,i'}^2} + \frac{\sigma_{\xi,g,i}^2}{(N-2K-1) \hat{\sigma}_{g,k'}^2} + \sigma_{\xi,f,k}^2 \sigma_{\xi,g,i}^2 \hat{\eta} \right)$.

REFERENCES

- [1] L. Sanguinetti, A. A. D'Amico, and Y. Rong, "A tutorial on the optimization of amplify-and-forward MIMO relay systems," *IEEE J. Sel. Areas Commun.*, vol. 30, no. 8, pp. 1331–1346, 2012.
- [2] T. Riihonen, S. Werner, and R. Wichman, "Spatial loop interference suppression in full-duplex MIMO relays," in *Conference Record of the Forty-Third Asilomar Conference on Signals, Systems and Computers*, IEEE, 2009, pp. 1508–1512.
- [3] A. Nadh, J. Samuel, A. Sharma, S. Aniruddhan, and R. K. Ganti, "A linearization technique for self-interference cancellation in full-duplex radios," *CoRR*, vol. abs/1605.01345, 2016.
- [4] H. Alves, D. B. da Costa, R. D. Souza, and M. Latva-aho, "On the performance of two-way half-duplex and one-way full-duplex relaying," in *14th IEEE Workshop on Signal Processing Advances in Wireless Communications, SPAWC*, Darmstadt, Germany, June 16-19, 2013, pp. 56–60.
- [5] J. Zhang, O. Taghizadeh, and M. Haardt, "Joint source and relay precoding design for one-way full-duplex MIMO relaying systems," in *ISWCS, The Tenth International Symposium on Wireless Communication Systems*, Ilmenau, Germany, August 27-30, 2013, pp. 1–5.
- [6] X. Cheng, B. Yu, X. Cheng, and L. Yang, "Two-way full-duplex amplify-and-forward relaying," in *32th IEEE Military Communications Conference, MILCOM*, San Diego, CA, USA, November 18-20, 2013, pp. 1–6.
- [7] H. Cui, M. Ma, L. Song, and B. Jiao, "Relay selection for two-way full duplex relay networks with amplify-and-forward protocol," *IEEE Trans. Wireless Commun.*, vol. 13, no. 7, pp. 3768–3777, 2014.
- [8] Z. Zhang, Z. Ma, Z. Ding, M. Xiao, and G. K. Karagiannidis, "Full-duplex two-way and one-way relaying: Average rate, outage probability, and tradeoffs," *IEEE Trans. Wireless Commun.*, vol. 15, no. 6, pp. 3920–3933, 2016.
- [9] H. Q. Ngo, H. A. Suraweera, M. Matthaiou, and E. G. Larsson, "Multipair full-duplex relaying with massive arrays and linear processing," *IEEE J. Sel. Areas Commun.*, vol. 32, no. 9, pp. 1721–1737, 2014.
- [10] Z. Zhang, Z. Chen, M. Shen, and B. Xia, "Spectral and energy efficiency of multipair two-way full-duplex relay systems with massive MIMO," *IEEE J. Sel. Areas Commun.*, vol. 34, no. 4, pp. 848–863, 2016.
- [11] Z. Zhang, Z. Chen, M. Shen, B. Xia, W. Xie, and Y. Zhao, "Performance analysis for training-based multi-pair two-way full-duplex relaying with massive antennas," *IEEE Transactions on Vehicular Technology*, vol. PP, no. 99, pp. 1–1, 2016.

- [12] T. L. Marzetta, "Noncooperative cellular wireless with unlimited numbers of base station antennas," *IEEE Trans. Wireless Commun.*, vol. 9, no. 11, pp. 3590–3600, 2010.
- [13] H. Q. Ngo, E. G. Larsson, and T. L. Marzetta, "Energy and spectral efficiency of very large multiuser MIMO systems," *IEEE Trans. Commun.*, vol. 61, no. 4, pp. 1436–1449, 2013.
- [14] E. G. Larsson, O. Edfors, F. Tufvesson, and T. L. Marzetta, "Massive MIMO for next generation wireless systems," *IEEE Commun. Mag.*, vol. 52, no. 2, pp. 186–195, 2014.
- [15] F. Rusek, D. Persson, B. K. Lau, E. G. Larsson, T. L. Marzetta, O. Edfors, and F. Tufvesson, "Scaling up MIMO: opportunities and challenges with very large arrays," *IEEE Signal Process. Mag.*, vol. 30, no. 1, pp. 40–60, 2013.
- [16] Y. Dai and X. Dong, "Power allocation for multi-pair massive MIMO two-way AF relaying with linear processing," *IEEE Trans. Wireless Commun.*, vol. 15, no. 9, pp. 5932–5946, 2016.
- [17] L. M. Correia, D. Zeller, O. Blume, D. Ferling, Y. Jading, I. Gódor, G. Auer, and L. V. der Perre, "Challenges and enabling technologies for energy aware mobile radio networks," *IEEE Commun. Mag.*, vol. 48, no. 11, pp. 66–72, 2010.
- [18] L. D. Nguyen, T. Q. Duong, H. Q. Ngo, and K. Tourki, "Energy efficiency in cell-free massive MIMO with zero-forcing precoding design," *IEEE Commun. Lett.*, vol. PP, no. 99, pp. 1–1, 2017.
- [19] T. Liu, J. Tong, Q. Guo, J. Xi, Y. Yu, and Z. Xiao, "Energy efficiency of uplink massive MIMO systems with successive interference cancellation," *IEEE Commun. Lett.*, vol. 21, no. 3, pp. 668–671, 2017.
- [20] Y. Li, P. Fan, A. Leukhin, and L. Liu, "On the spectral and energy efficiency of full-duplex small-cell wireless systems with massive MIMO," *IEEE Trans. Veh. Technol.*, vol. 66, no. 3, pp. 2339–2353, 2017.
- [21] Z. Liu, W. Du, and D. Sun, "Energy and spectral efficiency tradeoff for massive MIMO systems with transmit antenna selection," *IEEE Trans. Veh. Technol.*, vol. 66, no. 5, pp. 4453–4457, May 2017.
- [22] F. Tan, T. Lv, and S. Yang, "Power allocation optimization for energy-efficient massive MIMO aided multi-pair decode-and-forward relay systems," *IEEE Trans. Commun.*, vol. PP, no. 99, pp. 1–1, 2017.
- [23] S. M. Kay, "Fundamentals of statistical signal processing, volume I: estimation theory," 1993.
- [24] A. M. Tulino and S. Verdú, "Random matrix theory and wireless communications," *Foundations and Trends® in Communications and Information Theory*, vol. 1, no. 1, pp. 1–182, 2004.
- [25] P. Graczyk, G. Letac, and H. Massam, "The complex wishart distribution and the symmetric group," *Annals of Statistics*, pp. 287–309, 2003.
- [26] T. L. Marzetta, "How much training is required for multiuser MIMO?" in *ACSSC'06 Fortieth Asilomar Conference on Signals, Systems and Computers*. IEEE, 2006, pp. 359–363.
- [27] J. Jose, A. E. Ashikhmin, T. L. Marzetta, and S. Vishwanath, "Pilot contamination and precoding in multi-cell TDD systems," *IEEE Trans. Wireless Commun.*, vol. 10, no. 8, pp. 2640–2651, 2011.
- [28] B. Hassibi and B. M. Hochwald, "How much training is needed in multiple-antenna wireless links?" *IEEE Trans. Inf. Theory*, vol. 49, no. 4, pp. 951–963, 2003.
- [29] M. Médard, "The effect upon channel capacity in wireless communications of perfect and imperfect knowledge of the channel," *IEEE Trans. Inf. Theory*, vol. 46, no. 3, pp. 933–946, 2000.
- [30] P. C. Weeraddana, M. Codreanu, M. Latva-aho, and A. Ephremides, "Resource allocation for cross-layer utility maximization in wireless networks," *IEEE Trans. Veh. Technol.*, vol. 60, no. 6, pp. 2790–2809, 2011.
- [31] W. Dinkelbach, "On nonlinear fractional programming," *Management science*, vol. 13, no. 7, pp. 492–498, 1967.
- [32] A. Zappone and E. A. Jorswieck, "Energy efficiency in wireless networks via fractional programming theory," *Foundations and Trends in Communications and Information Theory*, vol. 11, no. 3-4, pp. 185–396, 2015.

- [33] J.-P. Crouzeix and J. A. Ferland, “Algorithms for generalized fractional programming,” *Mathematical Programming*, vol. 52, no. 1, pp. 191–207, 1991.