

SVM via Saddle Point Optimization: New Bounds and Distributed Algorithms

Yifei Jin Lingxiao Huang Jian Li

Institute for Interdisciplinary Information Sciences
Tsinghua University
Beijing 100084, China

Abstract

Support Vector Machine is one of the most classical approaches for classification and regression. Despite being studied for decades, obtaining practical algorithms for SVM is still an active research problem in machine learning. In this paper, we propose a new perspective for SVM via saddle point optimization. We provide an algorithm which achieves $(1 - \epsilon)$ -approximations with running time $\tilde{O}(nd + n\sqrt{d/\epsilon})$ for both separable (hard margin SVM) and non-separable cases (ν -SVM), where n is the number of points and d is the dimensionality. To the best of our knowledge, the current best algorithm for hard margin SVM achieved by Gilbert algorithm [16] requires $O(nd/\epsilon)$ time. Our algorithm improves the running time by a factor of $\sqrt{d}/\sqrt{\epsilon}$. For ν -SVM, besides the well known quadratic programming approach which requires $\Omega(n^2d)$ time [21, 31], no better algorithm is known. In the paper, we provide the first nearly linear time algorithm for ν -SVM. We also consider the distributed settings and provide distributed algorithms with low communication cost via saddle point optimization. Our algorithms require $\tilde{O}(k(d + \sqrt{d/\epsilon}))$ communication cost where k is the number of clients, almost matching the theoretical lower bound.

1 Introduction

Support Vector Machine (SVM) is a fundamental model for classification and regression [7, 11], widely used in many areas such as nature language process, computer vision, and bioinformatics. Consider a set of instance-label pairs (x_i, y_i) for $i \in [n]$, $x_i \in \mathbb{R}^d$, $y_i \in \{\pm 1\}$. In the hard-margin scenario in which all labeled points are linearly separable, the goal of SVM is to find a separating hyperplane such that points with different labels are separated by the hyperplane, and the margin of separation is maximized. Several SVM variants have been designed to handle linearly non-separable cases (see [16]). The common strategy for these variants is to add a penalty term for the misclassified points. The most common penalty terms are l_1 - and l_2 -losses. The corresponding SVM variant for l_2 -loss is called l_2 -SVM or the standard version SVM in the literature. Theoretically, l_1 -loss penalty may be more robust in the presence of the outliers [42]. There are two well-known l_1 -loss SVMs called C -SVM and ν -SVM respectively. In comparison to C -SVM, which uses the l_1 -loss as the penalty term directly, the penalty term of ν -SVM is somewhat more complicated. ν -SVM is first proposed by Schölkopf and Smola [34]. The advantage of ν -SVM is that the parameter ν has a clearer meaning, which is always between $[0, 1]$.¹ Moreover, Schölkopf et al. [34] showed that ν is an upper bound on the fraction of margin errors and a lower bound on the fraction of support vectors.

In general, SVM and its variants can be formulated as convex quadratic programs. It takes $O(n^2d)$ time by solving quadratic programs directly [21, 31]. QP-based algorithms are widely used in open

¹ On the contrary, the range of parameter C in C -SVM is from zero to infinity

source projects such as libsvm [8], scikit-learn [30] and so on. However, the quadratic running time limits SVM to be used in much larger data sets. There are several improvements for some specific settings. For hard-margin SVM, based on the geometric linear separable property, Gartner and Jaggi [16] showed that Gilbert algorithm [17] achieves a $(1 - \epsilon)$ -approximation with $O(nd/\epsilon\beta^2)$ running time where β is the distance between the two polytopes of the two types of points after we scale all points in a unit ball. For the l_2 -SVM and C -SVM, since we can transform the quadratic programs to a single-objective unconstrained optimization problem, there also exist efficient algorithms for the two variants [23, 35, 13, 13, 15, 2]. However, these techniques cannot be extended to ν -SVM directly because ν -SVM cannot be transformed to single-objective unconstrained optimization problems. Except the traditional quadratic programming approach such as Sequential Minimal Optimization(SMO) [31, 34], there is no better algorithm with the theoretical guarantee for ν -SVM.

Distributed SVM has also attracted significant attention in recent years. The most popular distributed model is to store data in distributed sites, and those sites collaboratively solve the algorithmic problem of interest by communicating with each other through network links. A number of distributed algorithms for SVM in this setting have been obtained in the past [14, 29, 27, 26, 9, 18, 40]. Typically, the communication complexity is one of the most important performance measurements for distributed algorithms, and has been studied extensively (see [39, 28] and the book [24] for more details). For distributed hard-margin SVM, recently, Liu et al. [25] proposed a distributed algorithm with $O(kd/\epsilon)$ communication cost, where k is the number of the clients.

Our Contributions: We summarize our main contributions as follows.

1. **Hard-Margin SVM:** Inspired by the recent work of Zhang and Lin [41] and Allen-Zhu et al. [3], we propose a new perspective for solving hard-margin SVM via saddle point optimization. From the geometric point of view, it is known that training an SVM is equivalent to computing the polytope distance between two sets of points. We show that this view can be translated to a saddle point optimization problem. Then, we provide a new $(1 - \epsilon)$ -approximation algorithm with running time $\tilde{O}(nd + n\sqrt{d}/\sqrt{\epsilon\beta})^2$ to solve the saddle point optimization, where n is the number of points, d is the dimension and β is a lower bound of the margin after scaling points to a unit ball. Compared to Gilbert algorithm [16], our algorithm improves the running time by a factor of $\sqrt{d}/\sqrt{\epsilon}$.
2. **ν -SVM:** Different from other geometric methods such as Gilbert algorithm, our algorithm can be extended to an important linearly non-separable scenario, ν -SVM. It is known that ν -SVM is equivalent to computing the distance between two reduced polytopes [5, 12]. The obstacle for providing an efficient algorithm based on the reduced polytopes is that the number of vertices in the reduced polytopes may be exponentially large. However, in our framework, we do not need to compute the reduced polytopes explicitly. Instead, we only need to implicitly represent the reduced polytopes. We show that using the similar saddle point optimization framework, together with a projection method, ν -SVM can be solved efficiently by the same time complexity as the hard-margin case. Compared with the QP-based algorithms in previous work [21, 31], our algorithm significantly improves the running time, by a factor of n . To the best of our knowledge, this is the first nearly linear time algorithm for ν -SVM. The experimental result shows that our algorithm is much faster than the previous QP based algorithm NuSVC, implemented in scikit-learn [30].
3. **Distributed SVM:** We also consider the distributed setting and provide a distributed algorithm for SVM with low communication cost. For hard-margin SVM, Liu et al. [25] proposed a distributed algorithm with $O(kd/\epsilon)$ communication cost where k is the number of the clients. We improve their result through adapting our saddle point optimization algorithms to the distributed setting. Note that our distributed algorithm works for both hard-margin SVM and ν -SVM. The communication cost of our algorithm is $\tilde{O}(k(d + \sqrt{d/\epsilon}))$, which is significantly better than the previous one if ϵ is very small and d is large. Moreover, this communication cost is almost optimal according to the lower bound provided in [25].

The paper is organized as follows. In Section 2.1, we prove that hard-margin SVM and ν -SVM are equivalent to saddle point optimization problems. Then we present our algorithms to solve

² \tilde{O} notation hides logarithm factors such as $\log(n)$, $\log(\beta)$ and $\log(1/\epsilon)$.

the saddle point optimization problems and analyze the running time in Section 2.2. In Section 3, we provide the distributed version of our algorithms and analyze its communication complexity. In Section 4, we provide the experimental results, including our algorithm of ν -SVM versus the QP based algorithm NuSVC and our distributed algorithms for SVM versus traditional distributed algorithm HOGWILD! [32] and Gilbert Algorithm [16]. Due to space constraints, we defer many proof details and some experimental results to the appendix.

Related Work: Two important variants C -SVM and l_2 -SVM have been well studied in the literature. Basically, there are three main strategies: the primal gradient-based methods [23, 35, 13, 15, 2], dual quadratic programming methods [22, 36, 20] and dual geometry methods [38, 37]. Recently, Allen-Zhu [2] provided the current best algorithms which achieve $O(nd/\sqrt{\epsilon})$ time for l_2 -SVM and $O(nd/\epsilon)$ time for C -SVM.

Allen-Zhu et al. [3] used the saddle point optimization and obtained an $\tilde{O}(nd + n\sqrt{d}/\sqrt{\epsilon})$ algorithm for the minimum enclosing ball problem (MinEB) in Euclidean space. This result also implies algorithms for l_2 -SVM directly by the connection of MinEB and l_2 -SVM (see [38, 19, 16, 10, 33, 37]). Based on Tsang et al. [38, 37], the dual of l_2 -SVM is equivalent to a MinEB by a specific feature mapping. However, it maps the d -dimensional points to the $(d+n)$ -dimensional space. Thus, we need quadratic time to solve l_2 -SVM by this mapping. To avoid this mapping, they designed an algorithm called Core Vector Machine (CVM), in which they solve $O(1/\epsilon)$ MinEB problems sequentially. Under this framework, it seems impossible to achieve an algorithm for l_2 -SVM with running time better than $O(nd/\epsilon)$.

2 Saddle Point Optimization for SVM

In this section, we first formulate both hard-margin SVM and ν -SVM, and show that they can be reduced to saddle point optimizations. Then we provide an algorithm SVMSPSolver to solve the saddle point optimizations. For convenience, the default vectors in the paper are all column vectors.

2.1 Formulate SVM as Saddle Point Optimization

Definition 1 (Hard-margin SVM). *Suppose we have n points $x_i \in \mathbb{R}^d$ for $1 \leq i \leq n$. Each x_i has a label $y_i \in \{+1, -1\}$. Let $\mathcal{P} = \{x_i^+ \mid x_i^+ = x_i, y_i = +1\}$ and $\mathcal{Q} = \{x_i^- \mid x_i^- = x_i, y_i = -1\}$. The goal of hard-margin SVM is to find a hyperplane $H = \{x \in \mathbb{R}^d \mid w^T x = b\}$ that separates \mathcal{P} from \mathcal{Q} . Meanwhile, the distances from \mathcal{P} to H and from \mathcal{Q} to H are equal and the sum of such distances is maximized.*

For convenience, we assume that in the hard margin case $\|x_i\|^2 \leq 1$ for $1 \leq i \leq n$.³ Moreover, we assume that the margin is at least some constant $\beta > 0$. It is well known that hard-margin SVM can be formalized as the following quadratic programming [11].

$$\begin{aligned} \min_{w,b} \quad & \frac{1}{2} \|w\|^2 \\ \text{s.t.} \quad & y_i(w^T x_i - b) \geq 1, \quad \forall i \end{aligned} \quad (1)$$

Suppose $|\mathcal{P}| = n_1$ and $|\mathcal{Q}| = n_2$. Let $d \times n_1$ matrix $A = [x_1^+, x_2^+, \dots, x_{n_1}^+]$ and $d \times n_2$ matrix $B = [x_1^-, x_2^-, \dots, x_{n_2}^-]$. The dual problem of (1) is equivalent to the problem of finding the two closest points between the convex hulls of two types of points [5]. We call the problem a C-Hull problem, defined as follows.

$$\begin{aligned} \min_{w,b} \quad & \frac{1}{2} \|A\eta - B\xi\|^2 \\ \text{s.t.} \quad & \|\eta\|_1 = 1, \|\xi\|_1 = 1, \quad \eta \geq 0, \xi \geq 0. \end{aligned} \quad (2)$$

Since $\sum_i \eta_i = 1$, we can regard it as a probability distribution among points in \mathcal{P} (similarly for \mathcal{Q}). We denote Δ_{n_1} to be the set of n_1 -dimensional probability vectors over \mathcal{P} and Δ_{n_2} to be that over \mathcal{Q} . Then, we prove that the C-Hull (2) is equivalent to the following saddle point optimization by Lemma 2. We defer the proof in Appendix A.

$$\text{OPT} = \max_w \min_{\eta \in \Delta_{n_1}, \xi \in \Delta_{n_2}} w^T A\eta - w^T B\xi - \frac{1}{2} \|w\|^2 \quad (3)$$

³ It can be achieved by scale all data by factor $1/\max \|x_i\|^2$ in $O(n)$ time. In the paper, $\|\cdot\|$ represents the l_2 -norm.

Lemma 2. *Problem C-Hull (2) is equivalent to the saddle point optimization (3).*

Let $\phi(w, \eta, \xi) = w^T A \eta - w^T B \xi - \frac{1}{2} \|w\|^2$. Note that $\phi(w, \eta, \xi)$ is only linear with respect to η and ξ . However, in order to obtain an algorithm which converges faster, we hope the objective function is strongly convex with respect to η and ξ . Fortunately, we can add a small regularization term which ensures that the objective function is strongly convex. This is a commonly used approach in optimization (see [3] for example). In this paper, we use the entropy function $H(u) := \sum_i u_i \log u_i$ as the regularization term. The new saddle point optimization problem is as follows.

$$\max_w \min_{\eta \in \Delta_{n_1}, \xi \in \Delta_{n_2}} w^T A \eta - w^T B \xi + \gamma H(\eta) + \gamma H(\xi) - \frac{1}{2} \|w\|^2, \quad (4)$$

where $\gamma = \epsilon\beta/2 \log n$. The following lemma describes the efficiency of the above saddle point optimization (4). We defer the proof to Appendix A.

Lemma 3. *Let (w^*, η^*, ξ^*) and $(w^\circ, \eta^\circ, \xi^\circ)$ be the optimal solution of saddle point optimizations (3) and (4) respectively. Define OPT as in (3). Define*

$$g(w) := \min_{\eta \in \Delta_{n_1}, \xi \in \Delta_{n_2}} w^T A \eta - w^T B \xi - \frac{1}{2} \|w\|^2.$$

Then $g(w^) - g(w^\circ) \leq \epsilon \text{OPT}$ (note that $g(w^*) = \text{OPT}$).*

We call the saddle point optimization (4) a Hard-Margin Saddle problem, abbreviated to HM-Saddle. Next, we discuss ν -SVM (see [12, 34]) and again provide an equivalent saddle point optimization formulation.

Definition 4 (ν -SVM). *Given n points $x_i \in \mathbb{R}^d$ for $1 \leq i \leq n$, each x_i has a label $y_i \in \{+1, -1\}$. ν -SVM is the quadratic programming as follows.*

$$\begin{aligned} \min_{w, b, \rho, \delta} \quad & \frac{1}{2} \|w\|^2 - \rho + \frac{\nu}{2} \sum_i \delta_i \\ \text{s.t.} \quad & y_i(w^T x_i - b) \geq \rho - \delta_i, \delta_i \geq 0, \quad \forall i \end{aligned} \quad (5)$$

Crisp and Burges [12] present a geometry interpretation for ν -SVM. They proved that ν -SVM is equivalent to the problem of finding the closest distance between two reduced convex hulls as follows.

$$\begin{aligned} \min_{\eta, \xi} \quad & \frac{1}{2} \|A\eta - B\xi\|^2 \\ \text{s.t.} \quad & \|\eta\|_1 = 1, \|\xi\|_1 = 1, \quad 0 \leq \eta_i \leq \nu, 0 \leq \xi_j \leq \nu, \quad \forall i, j \end{aligned} \quad (6)$$

We call the above problem a Reduced Convex Hull problem, abbreviated to RC-Hull. The difference between problem C-Hull (2) and RC-Hull (6) is that in the latter one, each entry of η and ξ has an upper bound ν . Geometrically, it means to compress the convex hull of \mathcal{P} and \mathcal{Q} such that the two reduced convex hulls are separate. We define \mathcal{D}_{n_1} to be the domain of η in RC-Hull, i.e., $\{\eta \mid \|\eta\|_1 = 1, 0 \leq \eta_i \leq \nu, \forall i\}$ and \mathcal{D}_{n_2} to be the domain of ξ , i.e., $\{\xi \mid \|\xi\|_1 = 1, 0 \leq \xi_j \leq \nu, \forall j\}$. Similar to Lemma 2, we have the following lemma. The proof is deferred to Appendix A.

Lemma 5. *RC-Hull (6) is equivalent to the following saddle point optimization.*

$$\text{OPT} = \max_w \min_{\eta \in \mathcal{D}_{n_1}, \xi \in \mathcal{D}_{n_2}} w^T A \eta - w^T B \xi - \frac{1}{2} \|w\|^2. \quad (7)$$

Similarly, we add two entropy terms to make the objective function strongly convex with respect to η and ξ .

$$\max_w \min_{\eta \in \mathcal{D}_{n_1}, \xi \in \mathcal{D}_{n_2}} w^T A \eta - w^T B \xi + \gamma H(\eta) + \gamma H(\xi) - \frac{1}{2} \|w\|^2. \quad (8)$$

where $\gamma = \epsilon\beta/2 \log n$. We call this problem a ν -Saddle problem. Similar to Lemma 3, we can prove that ν -Saddle (8) is $(1 - \epsilon)$ -approximation of the saddle point optimization (13). See Lemma 8 in Appendix A for the details. Overall, we can solve hard-margin SVM and ν -SVM through solving HM-Saddle and ν -Saddle.⁴

⁴The careful readers may doubt that the formulations of HM-Saddle and ν -Saddle only depends on (w, η, ξ) but not the offset b . In fact, according to the hyperplane bisecting the closest points in the (reduced) convex hulls, it is not difficult to prove that $b^* = w^{*T}(A\eta^* + B\xi^*)/2$.

Algorithm 1 Pre-processing

Input: \mathcal{P} : n_1 points x_i^+ with label +1 and \mathcal{Q} : n_2 points x_i^- with label -1

- 1: $H \leftarrow d$ -dimensional Hadamard Matrix
 - 2: $D \leftarrow d \times d$ diagonal matrix whose entries are i.i.d. chosen from ± 1
 - 3: $X^+ \leftarrow HD \cdot [x_1^+, x_2^+, \dots, x_{n_1}^+]$, $X^- \leftarrow HD \cdot [x_1^-, x_2^-, \dots, x_{n_2}^-]$
 - 4: $w[0] \leftarrow [0, \dots, 0]^T$, $\eta[-1] = \eta[0] \leftarrow [\frac{1}{n_1}, \dots, \frac{1}{n_1}]^T$, $\xi[-1] = \xi[0] \leftarrow [\frac{1}{n_2}, \dots, \frac{1}{n_2}]^T$
 - 5: $\gamma \leftarrow \frac{\epsilon\beta}{2\log n}$, $q \leftarrow O(\sqrt{\log n})$, $\tau \leftarrow \frac{1}{2q}\sqrt{\frac{d}{\gamma}}$, $\sigma \leftarrow \frac{1}{2q}\sqrt{d\gamma}$, $\theta \leftarrow 1 - \frac{1}{d+q\sqrt{d}/\sqrt{\gamma}}$
-

Algorithm 2 Update Rules of SVMSPSolver

- 1: Pick an index i^* in $[d]$ uniformly at random ,
 - 2: $\delta_{i^*}^+ \leftarrow \langle X_{i^*}^+, \eta[t] + \theta(\eta[t] - \eta[t-1]) \rangle$, $\delta_{i^*}^- \leftarrow \langle X_{i^*}^-, \xi[t] + \theta(\xi[t] - \xi[t-1]) \rangle$
 - 3: $\forall i \in [d], w_i[t+1] \leftarrow \begin{cases} (w_i[t] + \sigma(\delta_{i^*}^+ - \delta_{i^*}^-))/(\sigma + 1), & \text{if } i = i^* \\ w_i[t], & \text{if } i \neq i^* \end{cases}$
 - 4: $\eta[t+1] \leftarrow \arg \min_{\eta \in \mathcal{S}_1} \{ \frac{1}{d}(w[t] + d(w[t+1] - w[t]))^T X^+ \eta + \frac{\gamma}{d} H(\eta) + \frac{1}{\tau} V_{\eta[t]}(\eta) \}$
 - 5: $\xi[t+1] \leftarrow \arg \min_{\xi \in \mathcal{S}_2} \{ -\frac{1}{d}(w[t] + d(w[t+1] - w[t]))^T X^- \xi + \frac{\gamma}{d} H(\xi) + \frac{1}{\tau} V_{\xi[t]}(\xi) \}$
-

2.2 Saddle Point Optimization Algorithms for SVM

In this section, we propose efficient algorithms to solve HM-Saddle (4) and ν -Saddle (8). The framework is inspired by the prior work by Allen-Zhu et al. [3]. They provide an algorithm L1L2SPSolver for saddle point optimization. However, we have mentioned in ‘related work’ that their algorithm does not imply an effective SVM algorithm directly. Instead, we show that under the same pre-processing step, through some modified update rules, we can apply their framework to solve HM-Saddle and ν -Saddle efficiently. For completeness, we briefly introduce their algorithm.

Recall that we assume all points are in a unit ball, i.e., $\|x_i\|^2 \leq 1$. We first apply a randomized Hadamard space rotation as in [3]. Concretely speaking, let H be the $d \times d$ Walsh-Hadamard matrix and D be a $d \times d$ diagonal matrix whose entries are i.i.d. chosen from ± 1 with equal probability. Then, we transform our data by left-producting the matrix HD . It is well known [1] that with high probability, for any point x_i we have

$$\forall j \in [d], |(HDx_i)_j| \leq O(\sqrt{\log n/d}).$$

Let $X^+ = HDA$ and $X^- = HDB$. It means that after transformation, with high probability, each entry in X^+ or X^- is at most $O(\sqrt{\log n/d})$. We can speed up this transformation to $O(nd \log d)$ time by FFT. After the data transformation, we initialize the necessary parameters. Here we use “ $\alpha[t]$ ” to represent the value of variable “ α ” at iteration t . For example, $w[0], \eta[0], \xi[0]$ are the initial value of w, η, ξ . The pre-processing step is given by Algorithm 1. We denote X_i to be the i th row and $X_{\cdot j}$ to be the j th column of a given matrix X .

Then, we discuss the update rules. We call our algorithm SVMSPSolver and provide the details in Algorithm 2. In order to unify HM-Saddle and ν -Saddle in the same framework, we use $(\mathcal{S}_1, \mathcal{S}_2)$ to represent the domains $(\Delta_{n_1}, \Delta_{n_2})$ in HM-Saddle and $(\mathcal{D}_{n_1}, \mathcal{D}_{n_2})$ in ν -Saddle. Let $V_x(y) = H(y) - \langle \nabla H(x), y - x \rangle - H(x)$ be the Bregman divergence function. Generally speaking, we alternatively maximize the objective with respect to w and minimize with respect to η and ξ . The update rules use some useful technique for speeding up the convergence, such as the proximal gradient method and momentum (see the book [6]). In the following, we analyze the update rules in details.

Firstly, it is not hard to check that the update rule for w (line 3 in Algorithm 2) is equivalent to

$$w_{i^*}[t+1] = \arg \max_{w_{i^*}} \left\{ -(\delta_{i^*}^+ - \delta_{i^*}^-)w_{i^*} + \frac{w_{i^*}^2}{2} + \frac{(w_{i^*} - w_{i^*}[t])^2}{2\sigma} \right\} \quad (9)$$

In fact, this is a variant of the proximal coordinate gradient method with l_2 -norm regularization. In order to accelerate the convergence, we randomly select one dimension $i^* \in [d]$ and update the corresponding w_{i^*} in each iteration. Moreover, note that the term $(\delta_{i^*}^+ - \delta_{i^*}^-)$ can be considered as the term $(\langle X_{i^*}^+, \eta[t] \rangle - \langle X_{i^*}^-, \xi[t] \rangle)$ appending a momentum term. The update rules for η and ξ use

the proximal gradient method with a Bergman divergence regularization. We also add a momentum term $d(w[t+1] - w[t])$ for primal variable w when updating η and ξ .

We need to show that we can solve the optimization problems in line 4 and 5 of Algorithm 2 efficiently. In fact, for both HM-Saddle and ν -Saddle, we can obtain explicit expressions of these two optimization problems using the method of Lagrange multipliers. Firstly, the explicit expressions of HM-Saddle for η and ξ are as follows.

$$\eta_i[t+1] \leftarrow \Phi(\eta_i[t], X^+)/Z^+, \xi_j[t+1] \leftarrow \Phi(\xi_j[t], X^-)/Z^-, \forall i \in [n_1], j \in [n_2] \quad (10)$$

where $Z^+ = \sum_i \eta_i[t+1]$, $Z^- = \sum_j \xi_j[t+1]$, and

$$\Phi(\lambda_i, X) = \exp \{ (\gamma + d\tau^{-1})^{-1} (d\tau^{-1} \log \lambda_i - y_i \cdot \langle w[t] + d(w[t+1] - w[t], X_i) \rangle) \} \quad (11)$$

Note that the factors Z^+ and Z^- are used to project the value $\Phi(\eta_i[t], X^+)$ and $\Phi(\xi_j[t], X^-)$ to the domains Δ_{n_1} and Δ_{n_2} . The above update rules of η and ξ can be also considered as the multiplicative weight update method (see [4]).

Then we consider ν -Saddle. The update rules are similar but require a more careful projection method. Let η_i and ξ_j to be $\Phi(\eta_i[t], X^+)/Z^+$ and $\Phi(\xi_j[t], X^-)/Z^-$ respectively. However, we have an extra constraint that $\eta_i, \xi_j \leq \nu$ compared to HM-Saddle. Thus, we need another projection process (12) to ensure that $\eta[t+1]$ and $\xi[t+1]$ locate in domain \mathcal{D}_{n_1} and \mathcal{D}_{n_2} respectively. For convenience, we only present the projection for η here. The projection for ξ is similar.

$$\begin{aligned} \text{while } \varsigma := \sum_{\eta_i > \nu} (\eta_i - \nu) \neq 0 : \\ \Omega = \sum_{\eta_i < \nu} \eta_i \\ \forall i, \quad \text{if } \eta_i \geq \nu, \quad \text{then } \eta_i = \nu \\ \forall i, \quad \text{if } \eta_i < \nu, \quad \text{then } \eta_i = \eta_i(1 + \varsigma/\Omega) \end{aligned} \quad (12)$$

Note that there are at most $1/\nu$ (a constant) entries η_i of value ν during the whole projection process. In each iteration, there must be at least 1 more entry $\eta_i = \nu$ since we make all entries $\eta_j > \nu$ equal to ν after the iteration. Thus, the number of iterations in (12) is at most $1/\nu$. By (12), we project η and ξ to the domains \mathcal{D}_{n_1} and \mathcal{D}_{n_2} respectively. We still need to show the projection result of (12) is exactly the optimal solution in line 4. The proof is deferred to Appendix B. Thus, we need $O(n/\nu)$ time to compute $\eta[t+1]$. Since we assume that ν is a constant, it only costs linear time. If ν is extremely small, we have another update rule to get $\eta[t+1]$ and $\xi[t+1]$ in $O(n \log n)$ time. See Appendix B for details. Finally, we give our main theorem for our algorithm as follows. See the proof in Appendix C.

Theorem 6. *Algorithm 2 computes $(1 - \epsilon)$ -approximate solutions for HM-Saddle and ν -Saddle by $\tilde{O}(d + \sqrt{d/\epsilon\beta})$ iterations. Moreover, it takes $O(n)$ time for each iteration.*

Combining with Lemmas 2, 3, 5 and 8 we obtain $(1 - \epsilon)$ -approximate solutions for C-Hull and RC-Hull problems. Hence by strong duality, we obtain $(1 - \epsilon)$ -approximations for hard-margin SVM and ν -SVM in $\tilde{O}(n(d + \sqrt{d/\epsilon\beta}))$ time.

Theorem 7. *A $(1 - \epsilon)$ -approximation for either hard-margin SVM or ν -SVM can be computed in $\tilde{O}(n(d + \sqrt{d/\epsilon\beta}))$ time.*

3 Distributed SVM

Server and Clients Model: We apply Algorithm SVMSPSolver in the distributed setting and call it DisSVMSPSolver. We consider a popular distributed setting: the *server* and *clients* model. Denote by S the server. Let \mathcal{C} be the set of clients and $|\mathcal{C}| = k$. We use the notation $C.\alpha$ to represent any variable α saved in client C and use $S.\alpha$ to represent a variable α saved in the server.

First, we initialize some parameters in each client as the pre-processing step in Algorithm 1 (see Algorithm 3 for the pseudocode). Each client maintains the same random diagonal matrix $D_{d \times d}$ and the total number of points in each type (i.e. $|\mathcal{P}| = n_1$ and $|\mathcal{Q}| = n_2$).⁵ Moreover, each client C applies a Hadamard transformation to its own data and initialize the partial probability vectors $C.\eta$ and $C.\xi$ for its own points. We first consider HM-Saddle. The interaction between clients and the server can be divided into three rounds in each iteration.

⁵It can be realized using $O(k)$ communication bits.

1. In the first round, the server randomly chooses a number $i^* \in [d]$ and broadcasts i^* to all clients. Each client computes $C.\delta_{i^*}^+$ and $C.\delta_{i^*}^-$ and sends them back to the server.
2. In the second round, the server sums up all $C.\delta_{i^*}^+$ and $C.\delta_{i^*}^-$ and computes $S.\delta_{i^*}^+$ and $S.\delta_{i^*}^-$. We can see that $S.\delta_{i^*}^+$ (resp. $S.\delta_{i^*}^-$) is exactly $\delta_{i^*}^+$ (resp. $\delta_{i^*}^-$) in Algorithm 2. The server broadcasts $S.\delta_{i^*}^+$ and $S.\delta_{i^*}^-$ to all clients. By $S.\delta_{i^*}^+$ and $S.\delta_{i^*}^-$, each client updates w individually. Moreover, each client $C \in \mathcal{C}$ updates its own $C.\eta$ and $C.\xi$ according to the new directional vector w . In order to normalize the probability vectors η and ξ , each client sends the summation $C.Z^+$ and $C.Z^-$ to the server.
3. In the third round, the server computes $(S.Z^+, S.Z^-) \leftarrow \sum_{C \in \mathcal{C}} (C.Z^+, C.Z^-)$ and broadcasts to all clients the normalization factors $S.Z^+$ and $S.Z^-$. Finally, each client updates its partial probability vector $C.\eta$ and $C.\xi$ based on the normalization factors.

As we discuss in Section 2.2, for ν -Saddle, we need another $O(1/\nu)$ rounds to project η and ξ to the domains \mathcal{D}_{n_1} and \mathcal{D}_{n_2} .

4. Each client computes $C.\varsigma^+, C.\varsigma^-$ and $C.\Omega^+, C.\Omega^-$ according to (12) and sends them to the server. The server sums up all $C.\varsigma^+, C.\varsigma^-, C.\Omega^+, C.\Omega^-$ respectively and gets $S.\varsigma^+, S.\varsigma^-, S.\Omega^+, S.\Omega^-$. If both $S.\varsigma^+$ and $S.\varsigma^-$ are zeroes, the server stops this iteration. Otherwise, the server broadcasts to all clients the factors $S.\varsigma^+, S.\varsigma^-, S.\Omega^+, S.\Omega^-$. All clients update their $C.\eta$ and $C.\xi$ according to (12) and repeat Step 4 again.

We give the pseudocode in Algorithm 4 in Appendix D. By Theorem 6, after $T = \tilde{O}(d + \sqrt{d/\epsilon})$ iterations, all clients compute the same $(1 - \epsilon)$ -approximate solution $w = w[T]$ for SVM. W.l.o.g, let the first client send w to the server. By at most $O(n)$ more communication cost, the server can compute the offset b , the margin for hard-margin SVM and the objective value for the ν -SVM. The correctness of Algorithm DisSVMSPSolver is obvious since we obtain the same $w[t]$ as in SVMSPSolver after each iteration.

Communication Complexity of DisSVMSPSolver: We claim that the communication cost of DisSVMSPSolver is $\tilde{O}(k(d + \sqrt{d/\epsilon}))$, and show that the lower bound of the communication cost for distributed SVM is $\Omega(k \min\{d, 1/\epsilon\})$. Note that if $d = \Theta(1/\epsilon)$, the communication lower bound is $\Omega(k(d + \sqrt{d/\epsilon}))$ which matches the communication cost of our algorithm DisSVMSPSolver. We defer the details to Appendix D.

4 Experiments

In this section, we first compare our SVMSPSolver with library NuSVC in scikit-learn [30]. We show that under the same parameters for ν -SVM⁶, our algorithm achieves better accuracy using significantly less time. Second, in the distributed setting, we compare DisSVMSPSolver with two distributed algorithms for SVM, HOGWILD! [32] and distributed Gilbert algorithm [25]. Our simulation show that our DisSVMSPSolver has lower communication cost in practice. The CPU of our platform is Intel(R) Xeon(R) CPU E5-2690 v3 @ 2.60GHz, and the system is CentOS Linux. We use both synthetic and real-world data sets. The real data is from [8]. See Appendix E for the way to generate synthetic data. Besides, more experimental results can be found in Appendix E.

The experimental results for ν -Saddle: We compare our SVMSPSolver with NuSVC in scikit-learn [30] and summarize the results in Table 1. In the table, we can see that the time cost of SVMSPSolver is much less than NuSVC when they achieve almost the same accuracy. Especially, the gap of the running time is more significant when the size of the data set is larger. For example, the time cost of NuSVC is more than two hundreds times larger than SVMSPSolver for the data set “covtype.binary”. The running time of SVMSPSolver is nearly linear to the size of data sets, which matches Theorem 6.

Distributed experiments: In the distributed setting, we compare our algorithms with HOGWILD! [32] and distributed Gilbert algorithm [25]. The data is distributed to $k = 20$ nodes. We compare both linearly separable and non-separable cases.

⁶Scikit-learn uses another equivalent form of ν -SVM. See the details in Appendix E.

Table 1: Comparison of SVMSPSolver and NuSVC in scikit-learn.

data set	parameters		SVMSPSolver		NuSVC	
	n	d	accuracy	time	accuracy	time
synthetic	50,000	512	0.839	67.5 s	0.838	783.1 s
synthetic	100,000	512	0.826	132 s	0.826	4834 s
a9a	32,561	123	0.836	7.49 s	0.839	101.6 s
ijcnn1	49,990	22	0.863	2.89 s	0.866	17.43 s
covtype.binary	581,012	54	0.697	66.3 s	0.539	14735 s
higgs	11,000,000	28	0.571	1107 s	-	> 24 h

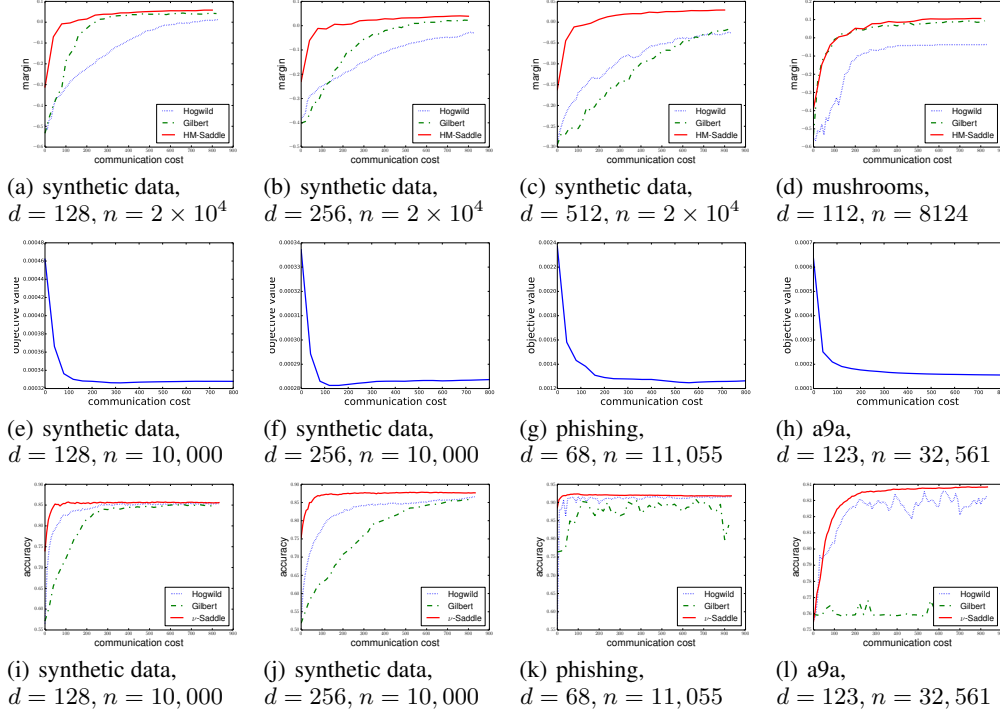


Figure 1: Figure (a)-(d) illustrate margins solved by the distributed HOGWILD!, Gilbert and HM-Saddle with respect to communication cost. Figure (e)-(f) illustrate objective function of ν -Saddle solved by DisSVMSPSolver. Figure (i)-(l) show accuracy of the distributed HOGWILD!, Gilbert and ν -Saddle with respect to communication cost. Here $k = 20$.

For the separable cases, we compare the margins solved by the algorithms with respect to the communication cost. We compare the results for synthetic data sets with different dimensions. Moreover, we test them in the real-world data set “mushrooms”. The experimental results can be found in Figure 1 (a)-(d). Since it takes kd communication cost if each client sends a point to the server, we set one unit of x -coordinate to represent kd communication cost.

For the non-separable cases, we compare the accuracy of each algorithm based on the same communication cost. Again, we generate data to analyze the relationship between the running time and the dimensionality d . We also select the real world datasets “phishing” and “a9a” from [8]. We illustrate the objective function value of ν -Saddle in each iteration in Figure 1 (e)-(h) and compare the accuracy of different algorithms in Figure 1 (i)-(l).

The experimental results are consistent with our theoretical results. DisSVMSPSolver achieves better results in both linearly separable and non-separable cases. The convergence rate of the distributed algorithm DisSVMSPSolver is better than the distributed HOGWILD! and Gilbert algorithm under the same communication cost. The performance gap is more significant when the dimensionality is larger. See Figure 1 (a)-(c) and Figure 1 (i)-(j) for examples.

References

- [1] Nir Ailon and Bernard Chazelle. Faster dimension reduction. *Communications of the ACM*, 53(2):97–104, 2010.
- [2] Zeyuan Allen-Zhu. Katyusha: The first direct acceleration of stochastic gradient methods. *Proceedings of the 49th annual ACM symposium on theory of computing*, 2016.
- [3] Zeyuan Allen-Zhu, Zhenyu Liao, and Yang Yuan. Optimization algorithms for faster computational geometry. In *LIPICs-Leibniz International Proceedings in Informatics*, volume 55. Schloss Dagstuhl-Leibniz-Zentrum fuer Informatik, 2016.
- [4] Sanjeev Arora, Elad Hazan, and Satyen Kale. The multiplicative weights update method: a meta-algorithm and applications. *Theory of Computing*, 8(1):121–164, 2012.
- [5] Kristin P Bennett and Erin J Bredensteiner. Duality and geometry in svm classifiers. In *International Conference on Machine Learning (ICML)*, pages 57–64, 2000.
- [6] Dimitri P Bertsekas and Athena Scientific. *Convex optimization algorithms*. Athena Scientific Belmont, 2015.
- [7] Bernhard E Boser, Isabelle M Guyon, and Vladimir N Vapnik. A training algorithm for optimal margin classifiers. In *Proceedings of the fifth annual workshop on Computational learning theory*, pages 144–152. ACM, 1992.
- [8] Chih-Chung Chang and Chih-Jen Lin. Libsvm: a library for support vector machines. *ACM Transactions on Intelligent Systems and Technology (TIST)*, 2(3):27, 2011.
- [9] Edward Y Chang. Psvm: Parallelizing support vector machines on distributed computers. In *Foundations of Large-Scale Multimedia Information Management and Retrieval*, pages 213–230. Springer, 2011.
- [10] Kenneth L Clarkson. Coresets, sparse greedy approximation, and the frank-wolfe algorithm. *ACM Transactions on Algorithms (TALG)*, 6(4):63, 2010.
- [11] Corinna Cortes and Vladimir Vapnik. Support-vector networks. *Machine learning*, 20(3):273–297, 1995.
- [12] DJ Crisp and CJC Burges. A geometry interpretation of μ -svm classifiers. *Advances in Neural Information Processing Systems (NIPS 12)*. MIT Press, Cambridge, MA, pages 244–251, 2000.
- [13] John Duchi and Yoram Singer. Efficient online and batch learning using forward backward splitting. *Journal of Machine Learning Research*, 10(Dec):2899–2934, 2009.
- [14] Pedro A Forero, Alfonso Cano, and Georgios B Giannakis. Consensus-based distributed support vector machines. *Journal of Machine Learning Research*, 11(May):1663–1707, 2010.
- [15] Vojtěch Franc and Soeren Sonnenburg. Optimized cutting plane algorithm for support vector machines. In *Proceedings of the 25th international conference on Machine learning*, pages 320–327. ACM, 2008.
- [16] Bernd Gärtner and Martin Jaggi. Coresets for polytope distance. In *Proceedings of the twenty-fifth annual symposium on Computational geometry*, pages 33–42. ACM, 2009.
- [17] Elmer G Gilbert. An iterative procedure for computing the minimum of a quadratic form on a convex set. *SIAM Journal on Control*, 4(1):61–80, 1966.
- [18] Hans Peter Graf, Eric Cosatto, Leon Bottou, Igor Durdanovic, and Vladimir Vapnik. Parallel support vector machines: The cascade svm. In *Advances in Neural Information Processing Systems*, volume 17, 2004.
- [19] Sarel Har-Peled, Dan Roth, and Dav Zimak. Maximum margin coreset for active and noise tolerant learning. In *International Joint Conference on Artificial Intelligence*, pages 836–841, 2007.
- [20] Cho-Jui Hsieh, Kai-Wei Chang, Chih-Jen Lin, S Sathya Keerthi, and Sellamanickam Sundarajan. A dual coordinate descent method for large-scale linear svm. In *Proceedings of the 25th international conference on Machine learning*, pages 408–415. ACM, 2008.
- [21] Thorsten Joachims. Making large-scale svm learning practical. Technical report, Technical Report, SFB 475: Komplexitätsreduktion in Multivariaten Datenstrukturen, Universität Dortmund, 1998.

- [22] Thorsten Joachims. Training linear svms in linear time. In *Proceedings of the 12th ACM SIGKDD international conference on Knowledge discovery and data mining*, pages 217–226. ACM, 2006.
- [23] Jyrki Kivinen, Alexander J Smola, and Robert C Williamson. Online learning with kernels. *IEEE transactions on signal processing*, 52(8):2165–2176, 2004.
- [24] Eyal Kushilevitz. Communication complexity. *Advances in Computers*, 44:331–360, 1997.
- [25] Yangwei Liu, Hu Ding, Ziyun Huang, and Jinhui Xu. Distributed and robust support vector machine. In *LIPICs-Leibniz International Proceedings in Informatics*, volume 64. Schloss Dagstuhl-Leibniz-Zentrum fuer Informatik, 2016.
- [26] Yumao Lu, Vwani Roychowdhury, and Lieven Vandenberghe. Distributed parallel support vector machines in strongly connected networks. *IEEE Transactions on Neural Networks*, 19(7):1167–1178, 2008.
- [27] A Navia-Vazquez, D Gutierrez-Gonzalez, Emilio Parrado-Hernández, and JJ Navarro-Abellan. Distributed support vector machines. *IEEE Trans. Neural Networks*, 17(4):1091–1097, 2006.
- [28] Alon Orlitsky and Abbas El Gamal. Average and randomized communication complexity. *IEEE Transactions on Information Theory*, 36(1):3–16, 1990.
- [29] Dmitry Pechyony, Libin Shen, and Rosie Jones. Solving large scale linear svm with distributed block minimization. In *NIPS workshop on Big Learning*, 2011.
- [30] Fabian Pedregosa, Gaël Varoquaux, Alexandre Gramfort, Vincent Michel, Bertrand Thirion, Olivier Grisel, Mathieu Blondel, Peter Prettenhofer, Ron Weiss, Vincent Dubourg, et al. Scikit-learn: Machine learning in python. *Journal of Machine Learning Research*, 12(Oct):2825–2830, 2011.
- [31] John C Platt. 12 fast training of support vector machines using sequential minimal optimization. *Advances in kernel methods*, pages 185–208, 1999.
- [32] Benjamin Recht, Christopher Re, Stephen Wright, and Feng Niu. Hogwild: A lock-free approach to parallelizing stochastic gradient descent. In *Advances in Neural Information Processing Systems*, pages 693–701, 2011.
- [33] Ankan Saha, SVN Vishwanathan, and Xinhua Zhang. New approximation algorithms for minimum enclosing convex shapes. In *Proceedings of the twenty-second annual ACM-SIAM symposium on Discrete Algorithms*, pages 1146–1160. SIAM, 2011.
- [34] Bernhard Schölkopf, Alex J Smola, Robert C Williamson, and Peter L Bartlett. New support vector algorithms. *Neural computation*, 12(5):1207–1245, 2000.
- [35] Shai Shalev-Shwartz, Yoram Singer, and Nathan Srebro. Pegasos: Primal estimated sub-gradient solver for svm. In *Proceedings of the 24th international conference on Machine learning*, pages 807–814. ACM, 2007.
- [36] Alexander J Smola, SVN Vishwanathan, Quoc V Le, et al. Bundle methods for machine learning. In *Advances in Neural Information Processing Systems*, volume 20, pages 1377–1384, 2007.
- [37] Ivor W Tsang, Andras Kocsor, and James T Kwok. Simpler core vector machines with enclosing balls. In *Proceedings of the 24th international conference on Machine learning*, pages 911–918. ACM, 2007.
- [38] Ivor W Tsang, James T Kwok, and Pak-Ming Cheung. Core vector machines: Fast svm training on very large data sets. *Journal of Machine Learning Research*, 6(Apr):363–392, 2005.
- [39] Andrew Chi-Chih Yao. Some complexity questions related to distributive computing (preliminary report). In *Proceedings of the eleventh annual ACM symposium on Theory of computing*, pages 209–213. ACM, 1979.
- [40] Caixie Zhang, Honglak Lee, and Kang G Shin. Efficient distributed linear classification algorithms via the alternating direction method of multipliers. In *Artificial Intelligence and Statistics*, pages 1398–1406, 2012.
- [41] Yuchen Zhang and Xiao Lin. Stochastic primal-dual coordinate method for regularized empirical risk minimization. In *International Conference on Machine Learning (ICML)*, pages 353–361, 2015.

- [42] Ji Zhu, Saharon Rosset, Robert Tibshirani, and Trevor J Hastie. 1-norm support vector machines. In *Advances in neural information processing systems*, pages 49–56, 2004.

A Missing Proofs in Section 2.1

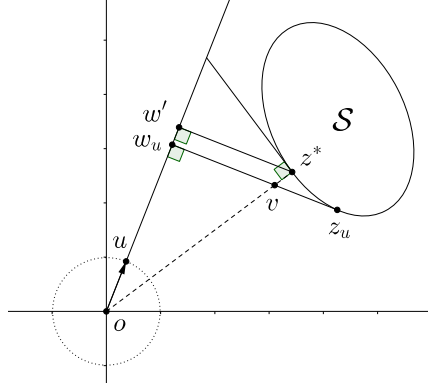


Figure 2: The equivalence between C-Hull and saddle point optimization (3).

Lemma 2 (restated). *Problem C-Hull (2) is equivalent to the saddle point optimization (3).*

Proof. Consider the saddle point optimization (3). First, note that

$$w^T A \eta - w^T B \xi - \frac{1}{2} \|w\|^2 = w^T (A \eta - B \xi) - \frac{1}{2} \|w\|^2$$

The range of the term $(A\eta - B\xi)$ for $\eta \in \Delta_{n_1}$, $\xi \in \Delta_{n_2}$ is a convex set, denoted by \mathcal{S} . Since the convex hulls of \mathcal{P} and \mathcal{Q} are linearly separable, we have $0 \notin \mathcal{S}$. Denote $\phi(w, z) = w^T z - \frac{1}{2} \|w\|^2$ for any $w \in \mathbb{R}^d$, $z \in \mathcal{S}$. Then (3) is equivalent to $\max_w \min_{z \in \mathcal{S}} \phi(w, z)$. Note that

$$\max_w \min_{z \in \mathcal{S}} \phi(w, z) \geq \min_{z \in \mathcal{S}} \phi(\mathbf{0}^d, z) = 0.$$

Thus, we only need to consider those directions $w \in \mathbb{R}^d$ such that there exists a point $z \in \mathcal{S}$ with $w^T z \geq 0$. We use \mathcal{W} to denote the collection of such directions.

Let u be a unit vector in \mathcal{W} . Denote $z_u := \arg \min_{z \in \mathcal{S}} \phi(u, z) = \arg \min_{z \in \mathcal{S}} u^T z$. By this definition, z_u is the point with smallest projection distance to u among \mathcal{S} (see Figure 2). Observe that if a direction $w = c \cdot u$ ($c > 0$), then we have $\arg \min_z \phi(w, z) = \arg \min_z \phi(u, z)$. Also note that

$$\max_{w=c \cdot u: c>0} w^T z_u - \frac{1}{2} \|w\|^2 = \max_{w=c \cdot u: c>0} \frac{1}{2} (-\|w - z_u\|^2 + \|z_u\|^2).$$

Let $w_u := \arg \max_{w=c.u:c>0} \phi(w, z_u) = \arg \min_{w=c.u:c>0} \|w - z_u\|^2$. w_u is the projection point of z_u to the line ou , where o is the origin. See Figure 2 for an example. Overall, we have

$$\max_w \min_{\eta \in \Delta_{n_1}, \xi \in \Delta_{n_2}} w^T (A\eta - B\xi) - \frac{1}{2} \|w\|^2 = \max_{u \in \mathcal{W}: \|u\|=1} \frac{1}{2} (-\|w_u - z_u\|^2 + \|z_u\|^2) = \max_{u \in \mathcal{W}: \|u\|=1} \frac{1}{2} \|w_u\|^2.$$

The last equality is by the Pythagorean theorem. Let z^* be the closest point in S to the origin point. Next, we show that $\max_{u \in \mathcal{W}: \|u\|=1} \|w_u\|^2 = \|z^*\|^2$. Given a unit vector $u \in \mathcal{W}$, define w' to be the projection point of z^* to the line ou . By the definition of z_u and w_u , we have that $\max_u \|w_u\|^2 \leq \|w'\|^2 \leq \|z^*\|^2$. Moreover, let $u = z^*/\|z^*\|$. In this case, we have $\|w_u\|^2 = \|z^*\|^2$. Thus, we conclude that $\max_u \|w_u\|^2 = \|z^*\|^2$.

Overall, we prove that

$$\max_{u \in \mathcal{W}: \|u\|=1} \frac{1}{2} \|w_u\|^2 = \frac{1}{2} \|z^*\|^2 = \min_{z \in \mathcal{S}} \frac{1}{2} \|z\|^2 = \min_{\eta \in \Delta_{n_1}, \xi \in \Delta_{n_2}} \frac{1}{2} \|A\eta - B\xi\|^2$$

Thus, C-Hull (2) is equivalent to the saddle point optimization (3).

Lemma 3 (restated). *Let (w^*, η^*, ξ^*) and $(w^\circ, \eta^\circ, \xi^\circ)$ be the optimal solution of saddle point optimizations (3) and (4) respectively. Define OPT as in (3). Define*

$$g(w) := \min_{\eta \in \Delta_{n_1}, \xi \in \Delta_{n_2}} w^T A \eta - w^T B \xi - \frac{1}{2} \|w\|^2.$$

Then $g(w^) - g(w^\circ) \leq \epsilon \text{OPT}$ (note that $g(w^*) = \text{OPT}$).*

Proof. Let

$$\begin{aligned} \phi(w, \eta, \xi) &= w^T A \eta - w^T B \xi - \frac{1}{2} \|w\|^2, \\ \phi_\gamma(w, \eta, \xi) &= \phi(w, \eta, \xi) + \gamma H(\eta) + \gamma H(\xi), \\ \tilde{\eta}, \tilde{\xi} &= \underset{\eta \in \Delta_{n_1}, \xi \in \Delta_{n_2}}{\operatorname{argmin}} \phi(w^\circ, \eta, \xi). \end{aligned}$$

By the definition of saddle points, we have

$$\begin{aligned} g(w^\circ) &= \phi(w^\circ, \tilde{\eta}, \tilde{\xi}) = \phi_\gamma(w^\circ, \tilde{\eta}, \tilde{\xi}) - \gamma H(\tilde{\eta}) - \gamma H(\tilde{\xi}) \\ &\geq \phi_\gamma(w^\circ, \eta^\circ, \xi^\circ) - \gamma H(\tilde{\eta}) - \gamma H(\tilde{\xi}) \geq \phi_\gamma(w^*, \eta^\circ, \xi^\circ) - \gamma H(\tilde{\eta}) - \gamma H(\tilde{\xi}) \\ &= \phi(w^*, \eta^\circ, \xi^\circ) - \gamma H(\tilde{\eta}) - \gamma H(\tilde{\xi}) + \gamma H(\eta^\circ) + \gamma H(\xi^\circ) \\ &\geq \phi(w^*, \eta^*, \xi^*) - \gamma H(\tilde{\eta}) - \gamma H(\tilde{\xi}) + \gamma H(\eta^\circ) + \gamma H(\xi^\circ) \\ &= g(w^*) - \gamma H(\tilde{\eta}) - \gamma H(\tilde{\xi}) + \gamma H(\eta^\circ) + \gamma H(\xi^\circ) \\ &\geq g(w^*) - \gamma H(\tilde{\eta}) - \gamma H(\tilde{\xi}). \end{aligned}$$

Note that entropy function satisfies $0 \leq H(u) \leq \log n$ for any $u \in \Delta_n$. Thus, $\gamma H(\tilde{\eta}) + \gamma H(\tilde{\xi}) \leq \frac{\epsilon \beta}{2 \log n} \cdot (\log n_1 + \log n_2) \leq \epsilon \text{OPT}$. Overall, we prove that $g(w^*) - g(w^\circ) \leq \epsilon \text{OPT}$. \square

Lemma 5 (restated). *RC-Hull (6) is equivalent to the following saddle point optimization.*

$$\text{OPT} = \max_w \min_{\eta \in \mathcal{D}_{n_1}, \xi \in \mathcal{D}_{n_2}} w^T A \eta - w^T B \xi - \frac{1}{2} \|w\|^2. \quad (13)$$

Proof. The proof is almost the same to the proof of Lemma 2. The only difference is that the range of the term $(A\eta - B\xi)$ is another convex set defined by $\eta \in \mathcal{D}_{n_1}, \xi \in \mathcal{D}_{n_2}$. \square

Lemma 8. *Let (w^*, η^*, ξ^*) and $(w^\circ, \eta^\circ, \xi^\circ)$ be the optimal solution of saddle point optimizations (13) and (8) respectively. Define OPT as in (13). Define*

$$g(w) := \min_{\eta \in \mathcal{D}_{n_1}, \xi \in \mathcal{D}_{n_2}} w^T A \eta - w^T B \xi - \frac{1}{2} \|w\|^2.$$

Then $g(w^) - g(w^\circ) \leq \epsilon \text{OPT}$.*

Proof. Note that \mathcal{D}_{n_1} is a convex polytope contained in Δ_{n_1} and \mathcal{D}_{n_2} is a convex polytope contained in Δ_{n_2} . It is not hard to verify that the proof of Lemma 3 still holds for \mathcal{D}_{n_1} and \mathcal{D}_{n_2} . \square

B The Equivalence of the Explicit and Implicit Update Rules of η and ξ

Lemma 9 (Update Rules of HM-Saddle). *The following two update rules are equivalent.*

- $\eta[t+1] = \arg \min_{\eta \in \Delta_{n_1}} \left\{ \frac{1}{d} (w[t] + d(w[t+1] - w[t]))^T X \eta + \frac{\gamma}{d} H(\eta) + \frac{1}{\tau} V_{\eta[t]}(\eta) \right\}$
- $\eta_i = Z^{-1} \exp \left\{ (\gamma + d\tau^{-1})^{-1} (d\tau^{-1} \log \eta_i[t] - \langle w[t] + d(w[t+1] - w[t]), X_{\cdot i} \rangle) \right\}$
for each $i \in [n_1]$, where $Z = \sum_i \eta_i$ ⁷

⁷Recall that $X_{\cdot i}$ is the i th column of X .

Proof. The Lagrangian function of the first optimization formulation is

$$L(\eta, \lambda) = \frac{1}{d}(w[t] + d(w[t+1] - w[t]))^T X\eta + \frac{\gamma}{d}H(\eta) + \frac{1}{\tau}V_{\eta[t]}(\eta) + \lambda(\sum_i \eta_i - 1)$$

Thus, we have

$$\begin{aligned} \frac{\partial L}{\partial \eta_i} &= 0 = (\gamma d^{-1} + \tau^{-1}) \log \eta_i + d^{-1} \langle w[t] + d(w[t+1] - w[t]), X_{\cdot i} \rangle \\ &\quad - \tau^{-1} \log \eta_i[t] + (\lambda + \tau^{-1}), \forall i \\ \frac{\partial L}{\partial \lambda} &= 0 = -1 + \sum_i \eta_i \end{aligned}$$

Solve the above equalities, we obtain

$$\eta_i[t+1] = Z^{-1} \exp \{ (\gamma + d\tau^{-1})^{-1} (d\tau^{-1} \log \eta_i[t] - \langle w[t] + d(w[t+1] - w[t]), X_{\cdot i} \rangle) \}$$

□

Lemma 10 (Update Rules of ν -Saddle). *The following two update rules are equivalent.*

- $\eta[t+1] = \arg \min_{\eta \in \mathcal{S}_1} \{ \frac{1}{d}(w[t] + d(w[t+1] - w[t]))^T X\eta + \frac{\gamma}{d}H(\eta) + \frac{1}{\tau}V_{\eta[t]}(\eta) \}$
- *Step 1:* $\eta_i = Z^{-1} \exp \{ (\gamma + d\tau^{-1})^{-1} (d\tau^{-1} \log \eta_i[t] - \langle w[t] + d(w[t+1] - w[t]), X_{\cdot i} \rangle) \}$ for each $i \in [n_1]$, where $Z = \sum_i \eta_i$.
- Step 2:*

$$\begin{aligned} \text{while } \varsigma := \sum_{\eta_i > \nu} (\eta_i - \nu) \neq 0 : \\ \Omega = \sum_{\eta_i < \nu} \eta_i \\ \forall i, \quad \text{if } \eta_i \geq \nu, \quad \text{then } \eta_i = \nu \\ \forall i, \quad \text{if } \eta_i < \nu, \quad \text{then } \eta_i = \eta_i(1 + \varsigma/\Omega) \end{aligned} \tag{14}$$

Proof. Similar to the proof of Lemma 9, we first give the Lagrangian function of the first optimization formulation as follows.

$$L(\eta, \lambda, \sigma) = \frac{1}{d}(w[t] + d(w[t+1] - w[t]))^T X\eta + \frac{\gamma}{d}H(\eta) + \frac{1}{\tau}V_{\eta[t]}(\eta) + \lambda(\sum_i \eta_i - 1) + \sum_i \alpha_i(\eta_i - \nu)$$

By KKT conditions, we have the following.

$$\begin{aligned} 0 &= (\gamma d^{-1} + \tau^{-1}) \log \eta_i + d^{-1} \langle w[t] + d(w[t+1] - w[t]), X_{\cdot i} \rangle \\ &\quad - \tau^{-1} \log \eta_i[t] + (\lambda + \alpha_i + \tau^{-1}), \forall i \\ 1 &= \sum_i \eta_i \\ 0 &= \alpha_i(\eta_i - \nu), \forall i \\ 0 &\geq \eta_i - \nu, \forall i \\ 0 &\leq \alpha_i, \forall i \end{aligned}$$

Let $\tilde{\eta}_i = \exp \{ (\gamma + d\tau^{-1})^{-1} (d\tau^{-1} \log \eta_i[t] - \langle w[t] + d(w[t+1] - w[t]), X_{\cdot i} \rangle) \}$. Suppose $\eta_i^*, i \in [n_1]$ satisfy the above KKT conditions. By the first condition, we have for all i ,

$$\eta_i^* = \tilde{\eta}_i \cdot \exp \{ -(\gamma d^{-1} + \tau^{-1})(\lambda + \alpha_i + \tau^{-1}) \}.$$

Then according to the third equation, for any two $\eta_i^*, \eta_j^* < \nu$, we have $\alpha_i = \alpha_j = 0$. Thus, by the first condition, we have Property 1:

$$\frac{\eta_i^*}{\eta_j^*} = \frac{\tilde{\eta}_i}{\tilde{\eta}_j}$$

On the other hand, assume $\eta_i^* < \nu$. It implies $\alpha_i = 0$. Then for any $\tilde{\eta}_j \leq \tilde{\eta}_i$, we have Property 2:

$$\eta_j^* = \tilde{\eta}_j \cdot \exp \{ -(\gamma d^{-1} + \tau^{-1})(\lambda + \alpha_j + \tau^{-1}) \} \leq \tilde{\eta}_i \cdot \exp \{ -(\gamma d^{-1} + \tau^{-1})(\lambda + \tau^{-1}) \} = \eta_i^* < \nu.$$

It is not hard to see that η^* is the unique vector satisfying $1 = \sum_i \eta_i^*, 0 \leq \eta_i^* \leq \nu (\forall i)$ and Property 1,2. Moreover, we can verify that the output η of the second update rules also satisfies $1 = \sum_i \eta_i, 0 \leq \eta_i \leq \nu (\forall i)$ and Property 1,2. Thus, η must equal to η^* which is the optimal solution of the first optimization problem. □

Remark 11. In fact, we have another equivalent update rules in Lemma 10 as follows.

Step 1: $\eta_i = Z^{-1} \exp \{ (\gamma + d\tau^{-1})^{-1} (d\tau^{-1} \log \eta_i[t] - \langle w[t] + d(w[t+1] - w[t]), X_{\cdot i} \rangle) \}$
for each $i \in [n_1]$, where $Z = \sum_i \eta_i$.

Step 2: Sort η_i by the increasing order. W.l.o.g., assume that $\eta_1, \dots, \eta_{n_1}$ is in increasing order. Define $\varsigma_i = \sum_{j \geq i} (\eta_j - \nu)$ and $\Omega_i = \sum_{j < i} \eta_j$. Find the largest index $i^* \in [n]$ such that $\Omega_{i^*} \geq 0$ and $\eta_{i^*-1}(1 + \varsigma_{i^*}/\Omega_{i^*}) < \nu$ by binary search.

Step 3:

$$\forall i, \eta_i[t+1] = \begin{cases} \eta_i(1 + \varsigma_{i^*}/\Omega_{i^*}), & \text{if } i < i^* \\ \nu, & \text{if } i \geq i^* \end{cases}$$

Roughly speaking, we find a suitable value η_{i^*} , set all value $\eta_j > \eta_{i^*}$ to be ν , and scales up other values by some factor $1 + \varsigma_{i^*}/\Omega_{i^*}$. By the same argument as in Lemma 10, we can prove the equivalency. We can verify that the running time of the third update rules (i.e., the rules in the remark) is $O(n \log n)$ since both the sorting time and the binary search time are $O(n \log n)$. On the other hand, recall that the running time of the second update rules (i.e., the second rules in Lemma 10) is $O(n/\nu)$ (explained in Section 2.2). Thus, if the parameter ν is extremely small, we can use this update rule in practice.

C Proof of Theorem 6

For preparation, we give two useful Lemmas 12 and 13. The two lemmas generalize Lemma A.1 and Lemma A.2 in [3] by changing the domain Δ_m to a convex polytope \mathcal{S}_m contained in Δ_m . Fortunately, the proofs of Lemma A.1 and Lemma A.2 still work for the following general version. We omit detail proofs here. Recall that $V_x(y)$ is the Bregman divergence function which is defined as $H(y) - \langle \nabla H(x), y - x \rangle - H(x)$.

Lemma 12. Let $x_2 = \operatorname{argmin}_{z \in \mathcal{S}_m} \left\{ \frac{V_{x_1}(z)}{\tau} + \gamma H(z) \right\}$. Let \mathcal{S}_m be a convex polytope contained in Δ_m . Then for every $u \in \mathcal{S}_m$, we have

$$\frac{1}{\tau} V_{x_1}(u) - \left(\frac{1}{\tau} + \eta \right) V_{x_2}(u) - \frac{1}{2\tau} \|x_2 - x_1\|_1^2 \geq \gamma H(x_2) - \gamma H(u).$$

Lemma 13. Let $x = \operatorname{argmin}_{z \in \mathcal{S}_m} \{ H(z) \}$. Let \mathcal{S}_m be a convex polytope contained in Δ_m . Then for all $u \in \mathcal{S}_m$,

$$H(u) - H(x) \geq V_x(u).$$

Combing the above lemmas and an almost same analysis as in Theorem 2.2 in [3], we obtain the following Theorem 14.

Theorem 14. After T iterations of Algorithm 2 (both HM-Saddle and ν -Saddle versions), we obtain a directional vector $w[T] \in \mathbb{R}^d$ satisfying that

$$\begin{aligned} & (\tau^{-1} + 2\gamma d^{-1}) \mathbb{E} [V_{\eta[T]}(\eta^\circ) + V_{\xi[T]}(\xi^\circ)] + ((4\sigma)^{-1} + 1) \mathbb{E} [\|w^\circ - w[T]\|^2] \\ & \leq \theta^T \cdot (2(\tau^{-1} + 2\gamma d^{-1}) \log n + ((2\sigma)^{-1} + 1) \|w^\circ\|^2), \end{aligned}$$

where $\tau \leftarrow \frac{1}{2q} \sqrt{\frac{d}{\gamma}}$, $\sigma \leftarrow \frac{1}{2q} \sqrt{d\gamma}$, $\theta \leftarrow 1 - \frac{1}{d+q\sqrt{d}/\sqrt{\gamma}}$, for some $q = O(\sqrt{\log n})$.

Proof Sketch. The difference between our statement and Theorem 2.2 in [3] is that we update two probability vectors η and ξ instead of one in an iteration. Thus, we have two terms $V_{\eta[T]}(\eta^\circ)$ and $V_{\xi[T]}(\xi^\circ)$ on the left hand side. Moreover, we care about convex polytopes $\mathcal{S}_1 \subset \Delta_{n_1}$ and $\mathcal{S}_2 \subset \Delta_{n_2}$ instead of Δ_{n_1} and Δ_{n_2} .

However, these differences do not influence the correctness of the proof of Theorem 2.2 in [3]. Note that we replace Lemma A.1 and Lemma A.2 in [3] by Lemma 12 and Lemma 13. It is not hard to verify the proof of Theorem 2.2 in [3] works for our theorem. \square

We also need the following lemma.

Lemma 15. *Define*

$$g(w) := \min_{\eta \in \mathcal{S}_1, \xi \in \mathcal{S}_2} w^T A \eta - w^T B \xi - \frac{1}{2} \|w\|^2.$$

where \mathcal{S}_1 and \mathcal{S}_2 are two convex polytopes such that $\mathcal{S}_1 \subset \Delta_{n_1}$ and $\mathcal{S}_2 \subset \Delta_{n_2}$. For any $u, v \in \mathbb{R}^d$, we have

$$g(u) - g(v) \leq 2(1 + \|v\|)\|u - v\|.$$

Proof. Denote by $\nabla g(w)$ any subgradient of $g(w)$ at point w . We write $\nabla g(w) = A\tilde{\eta}_w - B\tilde{\xi}_w - w$ for any arbitrary $\tilde{\eta}_w \in \mathcal{S}_1, \tilde{\xi}_w \in \mathcal{S}_2$ satisfying that $g(w) = w^T A\tilde{\eta}_w - w^T B\tilde{\xi}_w - \frac{1}{2} \|w\|^2$. Note that $A\tilde{\eta}_w$ (resp. $B\tilde{\xi}_w$) can be considered as a weighted combination of all points x_i (resp. x_i), we claim that $\|A\tilde{\eta}_w\| \leq 1$ ($\|B\tilde{\xi}_w\| \leq 1$) owing to the assumption that every x_i satisfies $\|x_i\| \leq 1$. Next, we compute as follows

$$\begin{aligned} g(u) - g(v) &= \int_{\tau=0}^1 \langle \nabla g(v + \tau(u - v)), u - v \rangle d\tau \\ &= \int_{\tau=0}^1 \langle A\tilde{\eta}_{v+\tau(u-v)} - B\tilde{\xi}_{v+\tau(u-v)} - (v + \tau(u - v)), u - v \rangle d\tau \\ &\leq \|A\tilde{\eta}_{v+\tau(u-v)}\| \|u - v\| + \|B\tilde{\xi}_{v+\tau(u-v)}\| \|u - v\| + \int_{\tau=0}^1 \langle -v, u - v \rangle d\tau - \frac{1}{2} \|u - v\|^2 \\ &\leq \|u - v\| + \|u - v\| + \|v\| \|u - v\| \leq 2(1 + \|v\|)\|u - v\|. \end{aligned}$$

□

Now we are ready to prove Theorem 6 as follows.

Theorem 6 (restated). *Algorithm 2 computes $(1 - \epsilon)$ -approximate solutions for HM-Saddle and ν -Saddle by $\tilde{O}(d + \sqrt{d/\epsilon\beta})$ iterations. Moreover, it takes $O(n)$ time for each iteration.*

Proof. Let

$$\psi(n, d) = (2(\tau^{-1} + 2\gamma d^{-1}) \log n + ((2\sigma)^{-1} + 1)\|w^\circ\|^2) \cdot ((4\sigma)^{-1} + 1)^{-1}$$

According to Theorem 14, we have

$$\mathbb{E}[\|w^\circ - w[T]\|^2] \leq \theta^T \psi(n, d) \Rightarrow \mathbb{E}[\|w^\circ - w[T]\|] \leq \theta^{T/2} \psi^{1/2}(n, d)$$

In order to get a $(1 - \epsilon)$ -approximate solution, according to Lemma 15, it suffices to choose T such that

$$\begin{aligned} \mathbb{E}[g(w^\circ) - g(w[T])] &\leq \mathbb{E}[2(1 + \|w[T]\|) \cdot \|w^\circ - w[T]\|] \\ &\leq 2\mathbb{E}[(1 + \|w^\circ - w[T]\| + \|w^\circ\|) \cdot \|w^\circ - w[T]\|] \\ &= 2\mathbb{E}[\|w^\circ - w[T]\|^2] + 2\mathbb{E}[(1 + \|w^\circ\|)\|w^\circ - w[T]\|] \\ &\leq 2\theta^T \psi(n, d) + 2(1 + \|w^\circ\|)\theta^{T/2} \psi^{1/2}(n, d) \\ &\leq \epsilon \text{OPT}. \end{aligned}$$

Note that $\theta = 1 - \frac{1}{d+q\sqrt{d}/\sqrt{\gamma}} = 1 - \frac{1}{d+q\sqrt{d}/\sqrt{\epsilon\beta/2 \log n}}$. Thus, we only need to have

$$\begin{aligned} T &\geq \log_\theta \left(\frac{\epsilon \text{OPT}}{2\psi(n, d)} \right) + 2 \log_\theta \left(\frac{\epsilon \text{OPT}}{1 + \|w^\circ\|} \cdot \psi^{-1/2}(n, d) \right) \\ &\geq 2(d + \sqrt{2d/\epsilon\beta} \cdot O(\log n)) \log \left(\frac{(1 + \|w^\circ\|)\psi(n, d)}{\epsilon \text{OPT}} \right) \\ &= \tilde{\Omega}(d + \sqrt{d/\epsilon\beta}) \end{aligned}$$

□

Algorithm 3 Pre-processing in Clients

Input: \mathcal{P} : n_1 points x_i^+ with label $+1$ and \mathcal{Q} : n_2 points x_i^- with label -1 , distributed at k clients

- 1: **for** all clients in \mathcal{C} **do**
- 2: $H \leftarrow d$ -dimensional Hadamard Matrix
- 3: $D \leftarrow d \times d$ diagonal matrix whose entries are i.i.d. chosen from ± 1
- 4: $\gamma \leftarrow \frac{\epsilon\beta}{2\log n}$, $q \leftarrow O(\sqrt{\log n})$
- 5: $\tau \leftarrow \frac{1}{2q}\sqrt{\frac{d}{\gamma}}$, $\sigma \leftarrow \frac{1}{2q}\sqrt{d\gamma}$, $\theta \leftarrow 1 - \frac{1}{d+q\sqrt{d/\gamma}}$.
- 6: d -dimension vector $w^{(0)} \leftarrow [0, \dots, 0]$
- 7: **end for**
- 8: **for** client $C \in \mathcal{C}$ **do**
- 9: Assume that there are m_1 points $x_1^+, \dots, x_{m_1}^+$ and m_2 points $x_1^-, \dots, x_{m_2}^-$ maintained in C
- 10: $C.X^+ \leftarrow HD \cdot [x_1^+, x_2^+, \dots, x_{m_1}^+]$,
- 11: $C.X^- \leftarrow HD \cdot [x_1^-, x_2^-, \dots, x_{m_2}^-]$,
- 12: $C.\eta[-1] = C.\eta[0] \leftarrow [\frac{1}{n_1}, \dots, \frac{1}{n_1}]^T \in \mathbb{R}^{m_1}$,
- 13: $C.\xi[-1] = C.\xi[0] \leftarrow [\frac{1}{n_2}, \dots, \frac{1}{n_2}]^T \in \mathbb{R}^{m_2}$.
- 14: **end for**

D Missing Details in Section 3

First, we give the pseudocode of DisSVMSPSolver. See Algorithm 3 for the pre-processing step for each clients. Recall that we assume there are m_1 points $x_1^+, x_2^+, \dots, x_{m_1}^+$ and m_2 points $x_1^-, x_2^-, \dots, x_{m_2}^-$ maintained in C . We use $\mathbf{1}^m$ to denote a vector with all components being 1. The initialization is as follows.

$$\begin{aligned} C.X^+ &= HD \cdot [x_1^+, x_2^+, \dots, x_{m_1}^+], C.\eta[-1] = C.\eta[0] = n_1^{-1} \mathbf{1}^{m_1} \\ C.X^- &= HD \cdot [x_1^-, x_2^-, \dots, x_{m_2}^-], C.\xi[-1] = C.\xi[0] = n_2^{-1} \mathbf{1}^{m_2} \end{aligned}$$

Next, see Algorithm 4 for the interactions between the server and clients in every iteration. Note that only ν -Saddle needs the fourth round in Algorithm 4. We use $\text{flag}_\nu \in \{\text{True}, \text{False}\}$ to distinguish the two cases. If we consider ν -Saddle, let flag_ν be **True**. Otherwise, let flag_ν be **False**.

Then, we analyze the communication cost.

Theorem 16. *The communication cost of DisSVMSPSolver is $\tilde{O}(k(d + \sqrt{d/\epsilon}))$.*

Proof. Note that in each iteration of Algorithm 4, the server and clients interact three times for hard-margin SVM and $O(1/\nu)$ times for ν -SVM. The communication cost of each iteration is $O(k)$. By Theorem 6, it takes $\tilde{O}(d + \sqrt{d/\epsilon})$ iterations. Thus, the total communication cost is $\tilde{O}(k(d + \sqrt{d/\epsilon}))$. \square

Liu et al. [25] proved a theoretical lower bound of the communication cost for distributed SVM as follows. Note that the statement of Theorem 17 is not exactly the same as the Theorem 6 in Liu et al. [25]. This is because they omit the case that $d < 1/\epsilon$. We prove that they are equivalent briefly. Note that if $d = \Theta(1/\epsilon)$, the communication lower bound is $\Omega(k(d + \sqrt{d/\epsilon}))$ which matches the communication cost of our algorithm DisSVMSPSolver.

Theorem 17 (Theorem 6 in [25]). *Consider a set of d -dimension points distributed at k clients. The communication cost to achieve a $(1 - \epsilon)$ -approximation of the distributed SVM problem is at least $\Omega(k \min\{d, 1/\epsilon\})$ for any $\epsilon > 0$.*

Proof Sketch. In Theorem 6 of [25], the authors obtain a lower bound $\Omega(kd)$ if $\epsilon \leq (\sqrt{17} - 4)/16$. Their proof can be extended to the case $\epsilon \geq (\sqrt{17} - 4)/16$. In this case, we can make a reduction from the k -OR problem in which each client maintains a $((\sqrt{17} - 4)/16\epsilon)$ -bit vector instead of a d -bit vector. As the proof of Theorem 6 in [25], we can obtain a lower bound $\Omega(k/\epsilon)$, which proves the theorem. \square

Algorithm 4 DisSVMSPSolver

```
1: for  $t \leftarrow 0$  to  $T - 1$  do
2:   # first round
3:   Server: Pick an index  $i^* \in \{1, 2, \dots, d\}$  uniformly at random and send  $i^*$  to every client.
4:   for client  $C \in \mathcal{C}$  do
5:      $C.\delta_{i^*}^+ \leftarrow \langle C.X_{i^*}^+, C.\eta[t] + \theta(C.\eta[t] - C.\eta[t-1]) \rangle$ 
6:      $C.\delta_{i^*}^- \leftarrow \langle C.X_{i^*}^-, C.\xi[t] + \theta(C.\xi[t] - C.\xi[t-1]) \rangle$ 
7:     Send  $C.\delta_{i^*}^+$  and  $C.\delta_{i^*}^-$  to server.
8:   end for
9:   # second round
10:  Server: Let  $S.\delta_{i^*}^+ = \sum_{C \in \mathcal{C}} C.\delta_{i^*}^+$  and  $S.\delta_{i^*}^- = \sum_{C \in \mathcal{C}} C.\delta_{i^*}^-$ . Broadcast  $S.\delta_{i^*}^+$  and  $S.\delta_{i^*}^-$ .
11:  for client  $C \in \mathcal{C}$  do
12:     $\forall i \in [d], w_i[t+1] \leftarrow \begin{cases} (w_i[t] + \sigma(S.\delta_{i^*}^+ - S.\delta_{i^*}^-))/(\sigma + 1), & \text{if } i = i^* \\ w_i[t], & \text{if } i \neq i^* \end{cases}$ 
13:     $\forall j, C.\eta_j[t+1] \leftarrow \exp \{ (\gamma + d\tau^{-1})^{-1} (d\tau^{-1} \log C.\eta_j[t] - \langle w[t] + d(w[t+1] - w[t]), C.X_{\cdot j}^+ \rangle) \}$ 
14:     $\forall j, C.\xi_j[t+1] \leftarrow \exp \{ (\gamma + d\tau^{-1})^{-1} (d\tau^{-1} \log C.\xi_j[t] + \langle w[t] + d(w[t+1] - w[t]), C.X_{\cdot j}^- \rangle) \}$ 
15:     $C.Z^+ \leftarrow \sum_j C.\eta_j[t+1], C.Z^- \leftarrow \sum_j C.\xi_j[t+1]$ 
16:    Send  $C.Z^+$  and  $C.Z^-$  to server
17:  end for
18:  # third round
19:  Server: Let  $(S.Z^+, S.Z^-) \leftarrow \sum_{C \in \mathcal{C}} (C.Z^+, C.Z^-)$ , and broadcast  $S.Z^+$  and  $S.Z^-$ .
20:  for client  $C \in \mathcal{C}$  do
21:     $C.\eta_j[t+1] \leftarrow C.\eta_j[t+1]/S.Z^+, \forall C.\xi_j[t+1] \leftarrow C.\xi_j[t+1]/S.Z^-$ 
22:  end for
23:  # fourth round, only for  $\nu$ -Saddle.  $\text{flag}_\nu$  is true if use the code for  $\nu$ -Saddle
24:  if  $\text{flag}_\nu$  is True then
25:    repeat
26:      for client  $C \in \mathcal{C}$  do
27:         $C.\varsigma^+ = \sum_{\eta_i > \nu} (\eta_i - \nu), C.\Omega^+ = \sum_{\eta_i < \nu} \eta_i$ 
28:         $C.\varsigma^- = \sum_{\xi_j > \nu} (\xi_j - \nu), C.\Omega^- = \sum_{\xi_j < \nu} \xi_j$ 
29:        Send  $C.\varsigma^+, C.\varsigma^-, C.\Omega^+, C.\Omega^-$  to server.
30:      end for
31:      Server: Broadcast  $(S.\varsigma^+, S.\varsigma^-, S.\Omega^+, S.\Omega^-) \leftarrow \sum_{C \in \mathcal{C}} (C.\varsigma^+, C.\varsigma^-, C.\Omega^+, C.\Omega^-)$ .
32:      for client  $C \in \mathcal{C}$  do
33:         $\forall i, \text{if } \eta_i > \nu, \text{ then } \eta_i = \nu; \forall i, \text{if } \eta_i < \nu, \text{ then } \eta_i = \eta_i(1 + S.\varsigma^+/S.\Omega^+)$ 
34:         $\forall j, \text{if } \xi_j > \nu, \text{ then } \xi_j = \nu; \forall j, \text{if } \xi_j < \nu, \text{ then } \xi_j = \xi_j(1 + S.\varsigma^-/S.\Omega^-)$ 
35:      end for
36:      until  $S.\varsigma^+$  and  $S.\varsigma^-$  are zeroes
37:    end if
38:  end for
```

E Supplementary of Experiments

Data set: We use both synthetic and real-world data sets. The real data is from [8]. The synthetic data is generated as follows. For the separable data, we randomly choose a hyperplane H which overlaps with the unit norm ball in \mathbb{R}^d space. Then we randomly sample n points in a subset of the unit ball such that the ratio of the maximum distance among the points to H over the minimum distance to H is $\beta_1 = 0.1$. Let the labels of points above H be $+1$ and let others be -1 . For the non-separable data, the difference is that for those points with distance to H smaller than $\beta_2 = 0.1$, we randomly choose their labels to be $+1$ or -1 with equal probability. Moreover, we also use real-world including the separable data set “mushrooms” and non-separable ones “w8a”, “gisette”, “madelon”, “phishing”, “a1a”, “a5a”, “a9a”, “ijcnn1”, “covtype.binary”, “higgs”.

Table 2: Comparison of SVMSPSolver and NuSVC, HOGWILD! for the unbalance data sets. Here, TPR is the true positive rate and TNR is the true negative rate.

data set	parameters			SVMSPSolver		NuSVC		HOGWILD!	
	n_1	n_2	d	TPR	TNR	TPR	TNR	TPR	TNR
a9a	7,841	24,720	123	0.711	0.875	0.489	0.950	0.596	0.890
w8a	1,479	48,270	300	0.710	0.860	0.590	0.998	0.457	0.988
ijcnn1	4,853	45,137	22	0.817	0.867	0.616	0.894	0.619	0.948

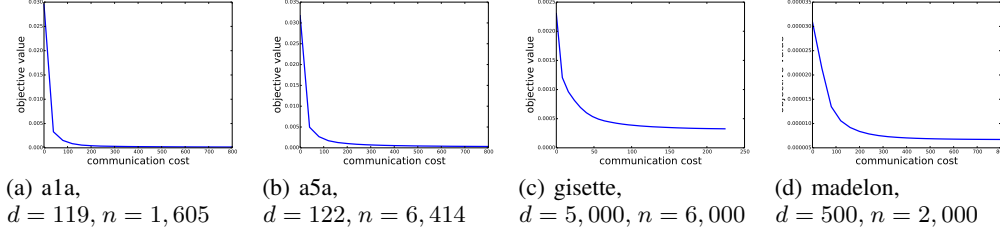


Figure 3: The objective function ν -Saddle with respect to the communication cost. Here $k = 20$.

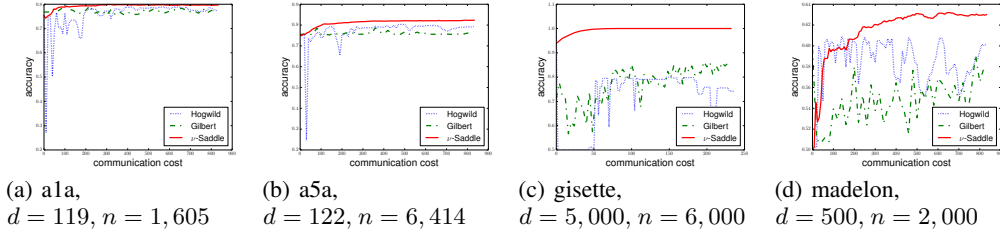


Figure 4: The accuracy of the distributed HOGWILD!, Gilbert and ν -Saddle. Here $k = 20$.

Experiments of unbalance data sets: We also process some unbalanced data sets in which one type of points is much more than the other types of points. In this case, classifying all test points to the major type could achieve a good accuracy. However, this classifier is not useful in practice. Instead, we often use true positive rate (TPR) and true negative rate (TNR) to measure a classifier over such data sets. By the experimental results, our SVMSPSolver achieves more reasonable TPR and TNR, i.e., $|\text{TPR} - \text{TNR}|$ is smaller. See Table 2 for the details. Thus, the performance of our algorithm SVMSPSolver is better for the unbalance data.⁸

More distributed experiments for SVM: Besides the results in Figure 1, we test more data sets for the distributed algorithms. We give the results in Figure 4. By the experimental results, we obtain the same conclusion as in Section 4.

In the following, we give some remarks for the Gilbert Algorithms and HOGWILD! by the experimental results.

NuSVC in scikit-learn: The form of the ν -SVM used in scikit-learn is a variant of the form in the paper. We give the formulation as follows.

$$\begin{aligned} \min_{w, b, \rho, \delta} \quad & \frac{1}{2} \|w\|^2 - \mu \rho' + \frac{1}{n} \sum_i \delta_i \\ \text{s.t.} \quad & y_i(w^T x_i - b) \geq \rho' - \delta_i, \delta_i \geq 0, \quad \forall i \end{aligned} \quad (15)$$

Crisp and Burges [12] prove that through reparameterizing, the above formulation is equivalent to ν -SVM (5). Concretely speaking, let

$$\nu = \frac{2}{\mu n}, \quad \rho = \frac{\rho'}{\mu}.$$

⁸Note that the performance of SVMSPSolver and NuSVC are not same for the unbalance data. This is because their bias b are not exactly the same. See [5, 12] for more explanations.

Then, (15) can be transformed to ν -SVM (5).

Remark 18. *The Gilbert Algorithm only has performance guarantee for the linearly separable data. The accuracy of Gilbert Algorithm for the non-separable cases is unstable and not good.*

Remark 19. *Note that HOGWILD! is a lock-free stochastic gradient descent algorithm. Theoretically, the HOGWILD! can only process the non-separable case. In order to compare with our HM-Saddle algorithm, we set the penalty coefficient of HOGWILD! to be a very large constant to approximately solve the separable case.*