

The H_0 tension in light of vacuum dynamics in the Universe

Joan Solà, Adrià Gómez-Valent, and Javier de Cruz Pérez

Departament de Física Quàntica i Astrofísica, and Institute of Cosmos Sciences,
Universitat de Barcelona,
Av. Diagonal 647, E-08028 Barcelona, Catalonia, Spain

E-mails: sola@fqa.ub.edu, adriagova@fqa.ub.edu, decruz@fqa.ub.edu

Abstract. Despite the outstanding achievements of modern cosmology, the classical dispute on the precise value of H_0 , which is the first ever parameter of modern cosmology and one of the prime parameters in the field, still goes on and on after over half a century of measurements. Recently the dispute came to the spotlight with renewed strength owing to the significant tension (at $> 3\sigma$ c.l.) between the latest Planck determination obtained from the cosmic microwave background (CMB) anisotropies and the local measurement from the Hubble Space Telescope (HST), based on Cepheid variables. In this work, we investigate the impact of the dynamical vacuum models (DVMs) on such a controversy. These models have recently been explored in great detail, with the result that by letting the vacuum energy density to carry some moderate dependence on the cosmic expansion it is possible to strongly ameliorate the fit quality to the overall SNIa+BAO+ $H(z)$ +LSS+CMB cosmological observations, as compared to the concordance Λ CDM model. Here we show that the main DVMs can surpass the Λ CDM fit performance even after including the local HST measurement of H_0 . We also find that if we allow a departure from the vacuum equation of state, the vacuum option $w = -1$ continues to be preferred. The kind of cosmic vacuum that is most favored, however, is *not* the traditional cosmological constant but a mildly evolving one with the Hubble rate, i.e. $\rho_\Lambda = \rho_\Lambda(H(t))$. The large scale structure (LSS) formation data play a momentous role in discriminating between the two options.

1 Introduction

The most celebrated fact of modern observational cosmology is that the universe is in accelerated expansion [1, 2]. At the same time, the most paradoxical reality check is that we do not honestly understand the primary cause for such an acceleration. The simplest picture is to assume that it is caused by a strict cosmological term, Λ , in Einstein’s equations, but its fundamental origin is unknown [3]. Together with the assumption of the existence of dark matter (DM) and the spatial flatness of the Friedmann-Lemaître-Robertson-Walker (FLRW) metric (viz. the metric that expresses the homogeneity and isotropy inherent to the cosmological principle), we are led to the “concordance” Λ CDM model, i.e. the standard model of cosmology [4]. The model is consistent with a large body of observations, and in particular with the high precision data from the cosmic microwave background (CMB) anisotropies [5]. Many alternative explanations of the cosmic acceleration beyond a Λ -term are possible (including quintessence and the like, see e.g. the review [6]) and are called dark energy (DE) [7].

The current situation with cosmology is reminiscent of the prediction by the famous astronomer A. Sandage in the sixties, who asserted that the main task of future observational cosmology would be the search for two parameters: the Hubble constant H_0 and the deceleration parameter q_0 [8]. The first of them is the most important distance (and time) scale in cosmology prior to any other cosmological quantity. Sandage’s last published value with Tammann (in 2010) is 62.3 km/s/Mpc [9] – slightly revised in Ref. [10] as $H_0 = 64.1 \pm 2.4$ km/s/Mpc. There is currently a significant tension between CMB measurements of H_0 [5, 11] – not far away from this value – and local determinations emphasizing a higher range above 70 km/s/Mpc [12, 13]. As for q_0 , its measurement is tantamount to determining Λ in the context of the concordance model. On fundamental grounds, however, understanding the value of Λ is not just a matter of observation; in truth and in fact, it embodies one of the most important and unsolved conundrums of theoretical physics and cosmology: the cosmological constant problem, see e.g. [3, 6, 14, 15]. The problem is connected to the fact that the Λ -term is usually associated with the vacuum energy density, $\rho_\Lambda = \Lambda/(8\pi G)$, with G Newton’s coupling. The prediction for ρ_Λ in quantum field theory (QFT) overshoots the measured value $\rho_\Lambda \sim 10^{-47}$ GeV⁴ (in natural units $c = \hbar = 1$) by many orders of magnitude [15].

Concerning the prime parameter H_0 , the tension among the different measurements is inherent to its long and tortuous history. Let us only recall that after Baade’s revision (by a factor of one half [16]) of the exceedingly large value ~ 500 km/s/Mpc originally estimated by Hubble (which implied a universe of barely two billion years old only), the Hubble parameter was subsequently lowered to 75 km/s/Mpc and finally to $H_0 = 55 \pm 5$ km/s/Mpc, where it remained for 20 years (until 1995), mainly under the influence of Sandage’s devoted observations [17]. Shortly after that period the first measurements of the nonvanishing, positive, value of Λ appeared [1, 2] and the typical range for H_0 moved upwards to ~ 65 km/s/Mpc. In the meantime, many different observational values of H_0 have piled up in the literature using different methods (see e.g. the median statistical analysis of > 550 measurements considered in [18, 19]). As mentioned above, two kinds of *precision* (few percent level) measurements of H_0 have generated considerable perplexity

Model	H_0 (km/s/Mpc)	ω_b	n_s	Ω_m^0	ν_i	w	χ^2_{\min}/dof	ΔAIC	ΔBIC
Λ CDM	68.83 ± 0.34	0.02243 ± 0.00013	0.973 ± 0.004	0.298 ± 0.004	-	-1	84.40/85	-	-
XCDM	67.16 ± 0.67	0.02251 ± 0.00013	0.975 ± 0.004	0.311 ± 0.006	-	-0.936 ± 0.023	76.80/84	5.35	3.11
RVM	67.45 ± 0.48	0.02224 ± 0.00014	0.964 ± 0.004	0.304 ± 0.005	0.00158 ± 0.00042	-1	68.67/84	13.48	11.24
Q_{dm}	67.53 ± 0.47	0.02222 ± 0.00014	0.964 ± 0.004	0.304 ± 0.005	0.00218 ± 0.00057	-1	69.13/84	13.02	10.78
Q_Λ	68.84 ± 0.34	0.02220 ± 0.00015	0.964 ± 0.005	0.299 ± 0.004	0.00673 ± 0.00236	-1	76.30/84	5.85	3.61
w RVM	67.08 ± 0.69	0.02228 ± 0.00016	0.966 ± 0.005	0.307 ± 0.007	0.00140 ± 0.00048	-0.979 ± 0.028	68.15/83	11.70	7.27
wQ_{dm}	67.04 ± 0.69	0.02228 ± 0.00016	0.966 ± 0.005	0.308 ± 0.007	0.00189 ± 0.00066	-0.973 ± 0.027	68.22/83	11.63	7.20
wQ_Λ	67.11 ± 0.68	0.02227 ± 0.00016	0.965 ± 0.005	0.313 ± 0.006	0.00708 ± 0.00241	-0.933 ± 0.022	68.24/83	11.61	7.18

Table 1: Best-fit values for the Λ CDM, XCDM, the three dynamical vacuum models (DVMs) and the three dynamical quasi-vacuum models (w DVMs), including their statistical significance (χ^2 -test and Akaike and Bayesian information criteria AIC and BIC). For detailed description of the data and a full list of references, see [30] and [33]. The quoted number of degrees of freedom (dof) is equal to the number of data points minus the number of independent fitting parameters (4 for the Λ CDM, 5 for the XCDM and the DVMs, and 6 for the w DVMs). For the CMB data we have used the marginalized mean values and covariance matrix for the parameters of the compressed likelihood for Planck 2015 TT,TE,EE + lowP+ lensing data from [35]. Each best-fit value and the associated uncertainties have been obtained by marginalizing over the remaining parameters.

in the recent literature, specifically between the latest Planck values (H_0^{Planck}) obtained from the CMB anisotropies, and the local HST measurement (based on distance ladder estimates from Cepheids). The latter, obtained by Riess *et al.* [12], is $H_0 = 73.24 \pm 1.74$ km/s/Mpc and will be denoted H_0^{Riess} . It can be compared with the CMB value $H_0 = 67.51 \pm 0.64$ km/s/Mpc, as extracted from Planck 2015 TT,TE,EE+lowP+lensing data [5], or with $H_0 = 66.93 \pm 0.62$ km/s/Mpc, based on Planck 2015 TT,TE,EE+SIMlow data [11]. In both cases there is a tension above 3σ c.l. (viz. 3.1σ and 3.4σ , respectively) with respect to the local measurement. This situation, and in general a certain level of tension with some independent observations in intermediate cosmological scales, has stimulated a number of discussions and possible solutions in the literature, see e.g. [20–28].

We wish to reexamine here the $H_0^{\text{Riess}} - H_0^{\text{Planck}}$ tension, but not as an isolated conflict between two particular sources of observations, but rather in light of the overall fit to the cosmological data SNIa+BAO+ $H(z)$ +LSS+CMB. Recently, it has been demonstrated that by letting the cosmological vacuum energy density to slowly evolve with the expansion rate, $\rho_\Lambda = \rho_\Lambda(H)$, the global fit can be improved with respect to the Λ CDM at a confidence level of $3 - 4\sigma$ [29–33]. We devote this work to show that the dynamical vacuum models (DVMs) can still give a better fit to the overall data, even if the local HST measurement of the Hubble parameter is taken into account. However we find that our best-fit values of H_0 are much closer to the value extracted from CMB measurements [5, 11]. Our analysis also corroborates that the large scale structure formation data (LSS) are crucial in distinguishing the rigid vacuum option from the dynamical one.

2 Dynamical vacuum models and beyond

Let us consider a generic cosmological framework described by the spatially flat FLRW metric, in which matter is exchanging energy with a dynamical DE medium with a phenomenological equation of state (EoS) $p_\Lambda = w\rho_\Lambda$, where $w = -1 + \epsilon$ (with $|\epsilon| \ll 1$). Such medium is therefore of quasi-vacuum type, and for $w = -1$ (i.e. $\epsilon = 0$) we precisely recover the genuine vacuum case.

Model	H_0 (km/s/Mpc)	ω_b	n_s	Ω_m^0	ν_i	w	χ_{\min}^2/dof	ΔAIC	ΔBIC
Λ CDM	68.99 ± 0.33	0.02247 ± 0.00013	0.974 ± 0.003	0.296 ± 0.004	-	-1	90.59/86	-	-
XCDM	67.98 ± 0.64	0.02252 ± 0.00013	0.975 ± 0.004	0.304 ± 0.006	-	-0.960 ± 0.023	87.38/85	0.97	-1.29
RVM	67.86 ± 0.47	0.02232 ± 0.00014	0.967 ± 0.004	0.300 ± 0.004	0.00133 ± 0.00040	-1	78.96/85	9.39	7.13
Q_{dm}	67.92 ± 0.46	0.02230 ± 0.00014	0.966 ± 0.004	0.300 ± 0.004	0.00185 ± 0.00057	-1	79.17/85	9.18	6.92
Q_Λ	69.00 ± 0.34	0.02224 ± 0.00016	0.965 ± 0.005	0.297 ± 0.004	0.00669 ± 0.00234	-1	82.48/85	5.87	3.61
w RVM	67.95 ± 0.66	0.02230 ± 0.00015	0.966 ± 0.005	0.300 ± 0.006	0.00138 ± 0.00048	-1.005 ± 0.028	78.93/84	7.11	2.66
wQ_{dm}	67.90 ± 0.66	0.02230 ± 0.00016	0.966 ± 0.005	0.300 ± 0.006	0.00184 ± 0.00066	-0.999 ± 0.028	79.17/84	6.88	2.42
wQ_Λ	67.94 ± 0.65	0.02227 ± 0.00016	0.966 ± 0.005	0.306 ± 0.006	0.00689 ± 0.00237	-0.958 ± 0.022	78.98/84	7.07	2.61

Table 2: The same as Table 1 but adding the H_0^{Riess} local measurement from Riess *et al.* [12].

Owing, however, to the exchange of energy with matter, $\rho_\Lambda = \rho_\Lambda(\zeta)$ is in all cases a *dynamical* function that depends on a cosmic variable $\zeta = \zeta(t)$. We will identify the nature of $\zeta(t)$ later on, but its presence clearly indicates that ρ_Λ is no longer associated to a strictly rigid cosmological constant as in the Λ CDM. The Friedmann and acceleration equations read, however, formally identical to the standard case:

$$3H^2 = 8\pi G (\rho_m + \rho_r + \rho_\Lambda(\zeta)) \quad (1)$$

$$3H^2 + 2\dot{H} = -8\pi G (p_r + p_\Lambda(\zeta)). \quad (2)$$

Here $H = \dot{a}/a$ is the Hubble function, $a(t)$ the scale factor as a function of the cosmic time, ρ_r is the energy density of the radiation component (with pressure $p_r = \rho_r/3$), and $\rho_m = \rho_b + \rho_{dm}$ involves the contributions from baryons and cold DM. The local conservation law associated to the above equations reads:

$$\dot{\rho}_r + 4H\rho_r + \dot{\rho}_m + 3H\rho_m = Q, \quad (3)$$

where

$$Q = -\dot{\rho}_\Lambda - 3H(1+w)\rho_\Lambda. \quad (4)$$

For $w = -1$ the last equation boils down to just $Q = -\dot{\rho}_\Lambda$, which is nonvanishing on account of $\rho_\Lambda(t) = \rho_\Lambda(\zeta(t))$. The simplest case is, of course, that of the concordance model, in which $\rho_\Lambda = \rho_{\Lambda 0} = \text{const}$ and $w = -1$, so that $Q = 0$ trivially. However, for $w \neq -1$ we can also have $Q = 0$ in a nontrivial situation, which follows from solving Eq. (4). It corresponds to the XCDM parametrization [34], in which the DE density is dynamical and self-conserved. It is easily found in terms of the scale factor:

$$\rho_\Lambda^{XCDM}(a) = \rho_{\Lambda 0} a^{-3(1+w)} = \rho_{\Lambda 0} a^{-3\epsilon}, \quad (5)$$

where $\rho_{\Lambda 0}$ is the current value. From (3) it then follows that the total matter component is also conserved. After equality it leads to separate conservation of cold matter and radiation. In general, Q can be a nonvanishing interaction source allowing energy exchange between matter and the quasi-vacuum medium under consideration; Q can either be given by hand (e.g. through an *ad hoc* ansatz), or can be suggested by some specific theoretical framework. In any case the interaction source must satisfy $0 < |Q| \ll \dot{\rho}_m$ since we do not wish to depart too much from the concordance model. Despite matter is exchanging energy with the vacuum or quasi-vacuum medium, we shall assume that radiation and baryons are separately self-conserved, i.e.

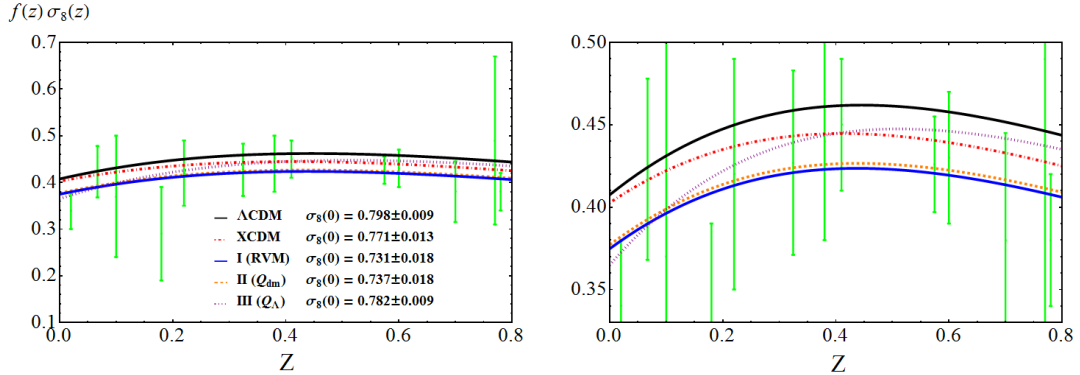


Figure 1: Left: The LSS structure formation data ($f(z)\sigma_8(z)$) versus the predicted curves by Models I, II and III, see equations (8)-(10) for the case $w = -1$, i.e. the dynamical vacuum models (DVMs), using the best-fit values in Table 1. The XCDM curve is also shown. The values of $\sigma_8(0)$ that we obtain for the models are also indicated. **Right:** Zoomed window of the plot on the left, which allows to better distinguish the various models.

$\dot{\rho}_r + 4H\rho_r = 0$ and $\dot{\rho}_b + 3H\rho_b = 0$, so that their energy densities evolve in the standard way: $\rho_r(a) = \rho_{r0} a^{-4}$ and $\rho_b(a) = \rho_{b0} a^{-3}$. The dynamics of ρ_Λ can therefore be associated to the exchange of energy exclusively with the DM (through the nonvanishing source Q) and/or with the possibility that the DE medium is not exactly the vacuum, $w \neq -1$, but close to it $|\epsilon| \ll 1$. Under these conditions, the coupled system of conservation equations (3)-(4) reduces to

$$\dot{\rho}_{dm} + 3H\rho_{dm} = Q \quad (6)$$

$$\dot{\rho}_\Lambda + 3H\epsilon\rho_\Lambda = -Q. \quad (7)$$

In the following we shall for definiteness focus our study of the dynamical vacuum (and quasi-vacuum) models to the three interactive sources:

$$\text{Model I (} w\text{RVM)} : Q = \nu H(3\rho_m + 4\rho_r) \quad (8)$$

$$\text{Model II (} wQ_{dm}) : Q_{dm} = 3\nu_{dm}H\rho_{dm} \quad (9)$$

$$\text{Model III (} wQ_\Lambda) : Q_\Lambda = 3\nu_\Lambda H\rho_\Lambda. \quad (10)$$

Here $\nu_i = \nu, \nu_{dm}, \nu_\Lambda$ are small dimensionless constants, $|\nu_i| \ll 1$, which are determined from the overall fit to the data, see e.g. Tables 1 and 2. The ordinal number names I,II and III will be used for short, but the three model names are preceded by w to recall that, in the general case, the equation of state (EoS) is near the vacuum one (that is, $w = -1 + \epsilon$). These dynamical quasi-vacuum models are also denoted as w DVMs. In the particular case $w = -1$ (i.e. $\epsilon = 0$) we recover the dynamical vacuum models (DVMs), which were previously studied in detail in [33], and in this case the names of the models will not be preceded by w .

In all of the above DVMs, the cosmic variable ζ can be taken to be the scale factor, $\zeta = a(t)$, since they are all analytically solvable in terms of it, as we shall see in a moment. Model I is the running vacuum model (RVM), see [15, 32, 33, 36]. It is special in that the interaction source indicated in (8) is not *ad hoc* but follows from an expression for the dynamical vacuum energy density, $\rho_\Lambda(\zeta)$, in which ζ is not just the scale factor but the full Hubble rate: $\zeta = H(a)$. The

explicit RVM form reads

$$\rho_\Lambda(H) = \frac{3}{8\pi G} (c_0 + \nu H^2). \quad (11)$$

The additive constant $c_0 = H_0^2 (\Omega_\Lambda^0 - \nu)$ is fixed from the condition $\rho_\Lambda(H_0) = \rho_{\Lambda 0}$, with $\Omega_\Lambda^0 = 1 - \Omega_m^0 - \Omega_r^0$. Combining the Friedmann and acceleration equations (1)-(2), we find $\dot{H} = -(4\pi G/3)(3\rho_m + 4\rho_r + 3\epsilon\rho_\Lambda)$, and upon differentiating (11) with respect to the cosmic time we are led to $\dot{\rho}_\Lambda = -\nu H(3\rho_m + 4\rho_r + 3\epsilon\rho_\Lambda)$. Thus, for $\epsilon = 0$ (vacuum case) we indeed find $\dot{\rho}_\Lambda = -Q$ for Q as in (8). However, for the quasi-vacuum case ($0 < |\epsilon| \ll 1$) Eq. (7) does not hold if $\rho_\Lambda(H)$ adopts the form (11). This RVM form is in fact specific to the pure vacuum EoS, and it can be motivated in QFT in curved spacetime though a renormalization group equation for $\rho_\Lambda(H)$, what explains the RVM name [15]. In it, ν plays the role of β -function for the running of ρ_Λ with the Hubble rate. Thus, we naturally expect $|\nu| \ll 1$ in QFT, see [15,37]. Interestingly, the RVM form (11) can actually be extended with higher powers of H^n (typically $n = 4$) to provide an effective description of the cosmic evolution from the inflationary universe up to our days [36,41]. Models II and III are purely phenomenological models instead, in which the interaction source Q is introduced by hand, see e.g. Refs. [25,38–40] and references therein.

The energy densities for the w DVMs can be computed straightforwardly. For simplicity, we shall quote here the leading parts only. The exact formulas containing the radiation terms are more cumbersome. In the numerical analysis we have included the full expressions. Details will be shown elsewhere. For the matter densities, we find:

$$\begin{aligned} \rho_{dm}^I(a) &= \rho_{dm0} a^{-3(1-\nu)} + \rho_{b0} (a^{-3(1-\nu)} - a^{-3}) \\ \rho_{dm}^{II}(a) &= \rho_{dm0} a^{-3(1-\nu_{dm})} \\ \rho_{dm}^{III}(a) &= \rho_{dm0} a^{-3} + \frac{\nu_\Lambda}{\nu_\Lambda + w} \rho_{\Lambda 0} (a^{-3} - a^{-3(\epsilon+\nu_\Lambda)}), \end{aligned} \quad (12)$$

and for the quasi-vacuum energy densities:

$$\begin{aligned} \rho_\Lambda^I(a) &= \rho_{\Lambda 0} a^{-3\epsilon} - \frac{\nu \rho_{m0}}{\nu + w} (a^{-3(1-\nu)} - a^{-3\epsilon}) \\ \rho_\Lambda^{II}(a) &= \rho_{\Lambda 0} a^{-3\epsilon} - \frac{\nu_{dm} \rho_{dm0}}{\nu_{dm} + w} (a^{-3(1-\nu_{dm})} - a^{-3\epsilon}) \\ \rho_\Lambda^{III}(a) &= \rho_{\Lambda 0} a^{-3(\epsilon+\nu_\Lambda)}. \end{aligned} \quad (13)$$

Two specific dimensionless parameters enter each formula, $\nu_i = (\nu, \nu_{dm}, \nu_\Lambda)$ and $w = -1 + \epsilon$. They are part of the fitting vector of free parameters for each model, as explained in detail in the caption of Table 1. For $\nu_i \rightarrow 0$ the models become noninteracting and they all reduce to the Λ CDM model case (5). For $w = -1$ we recover the DVMs results previously studied in [33]. Let us also note that for $\nu_i > 0$ the vacuum decays into DM (which is thermodynamically favorable [33]) whereas for $\nu_i < 0$ is the other way around. Furthermore, when w enters the fit, the effective behavior of the w DVMs is quintessence-like for $w > -1$ (i.e. $\epsilon > 0$) and phantom-like for $w < -1$ ($\epsilon < 0$).

Given the energy densities (12) and (13), the Hubble function immediately follows. For example, for Model I:

$$H^2(a) = H_0^2 \left[a^{-3\epsilon} + \frac{w}{w + \nu} \Omega_m^0 (a^{-3(1-\nu)} - a^{-3\epsilon}) \right]. \quad (14)$$

Model	H_0 (km/s/Mpc)	ω_b	n_s	Ω_m^0	ν_i	w	χ_{\min}^2/dof	ΔAIC	ΔBIC
Λ CDM	68.23 ± 0.38	0.02234 ± 0.00013	0.968 ± 0.004	0.306 ± 0.005	-	-1	13.85/11	-	-
RVM	67.70 ± 0.69	0.02227 ± 0.00016	0.965 ± 0.005	0.306 ± 0.005	0.0010 ± 0.0010	-1	13.02/10	-3.84	-1.88
Q_Λ	68.34 ± 0.40	0.02226 ± 0.00016	0.965 ± 0.005	0.305 ± 0.005	0.0030 ± 0.0030	-1	12.91/10	-3.73	-1.77
w RVM	66.34 ± 2.30	0.02228 ± 0.00016	0.966 ± 0.005	0.313 ± 0.012	0.0017 ± 0.0016	-0.956 ± 0.071	12.65/9	-9.30	-4.22
wQ_Λ	66.71 ± 1.77	0.02226 ± 0.00016	0.965 ± 0.005	0.317 ± 0.014	0.0070 ± 0.0054	-0.921 ± 0.082	12.06/9	-8.71	-3.63
Λ CDM*	68.46 ± 0.37	0.02239 ± 0.00013	0.969 ± 0.004	0.303 ± 0.005	-	-1	21.76/12	-	-
RVM*	68.48 ± 0.67	0.02240 ± 0.00015	0.969 ± 0.005	0.303 ± 0.005	0.0000 ± 0.0010	-1	21.76/11	-4.36	-2.77
Q_Λ^*	68.34 ± 0.39	0.02224 ± 0.00016	0.966 ± 0.005	0.302 ± 0.005	0.0034 ± 0.0030	-1	20.45/11	-3.05	-1.46
Ia (w RVM*)	70.95 ± 1.46	0.02231 ± 0.00016	0.967 ± 0.005	0.290 ± 0.008	-0.0008 ± 0.0010	-1.094 ± 0.050	18.03/10	-5.97	-1.82
IIIa (wQ_Λ^*)	70.27 ± 1.33	0.02228 ± 0.00016	0.966 ± 0.005	0.291 ± 0.010	-0.0006 ± 0.0042	-1.086 ± 0.065	18.64/10	-6.58	-2.43

Table 3: Best-fit values for the Λ CDM and models RVM, Q_Λ , w RVM and wQ_Λ by making use of the CMB+BAO data only. In contrast to Tables 1-2, we fully exclude now the LSS data (see [30,33] for the complete reference list) to test its effect. The starred/non-starred cases correspond respectively to adding or not the local value H_0^{Riess} from [12] as data point in the fit. The AIC and BIC differences of the starred models are computed with respect to the Λ CDM*. We can see that all scenarios in this table are disfavored since $\Delta AIC, \Delta BIC < 0$. See the text for further details.

Similar formulas can be obtained for Models II and III. For $w = -1$ they all reduce to the DVM forms previously found in [33]. And of course they all ultimately boil down to the Λ CDM form in the limit $(w, \nu_i) \rightarrow (-1, 0)$.

3 Structure formation: the role of the LSS data

The analysis of structure formation plays a crucial role in comparing the various models. For the Λ CDM and XCDM we use the standard perturbations equation [4]

$$\ddot{\delta}_m + 2H\dot{\delta}_m - 4\pi G\rho_m\delta_m = 0, \quad (15)$$

with, however, the Hubble function corresponding to each one of these models. For the w DVMs, a step further is needed: the perturbation equation not only involves the modified Hubble function but the equation itself becomes modified. Trading the cosmic time for the scale factor and extending the analysis of [33,42,43] for the case $w \neq -1$ ($\epsilon \neq 0$), we find

$$\delta_m'' + \frac{A(a)}{a}\delta_m' + \frac{B(a)}{a^2}\delta_m = 0, \quad (16)$$

where the prime denotes differentiation with respect to the scale factor, and the functions $A(a)$ and $B(a)$ are found to be as follows:

$$A(a) = 3 + \frac{aH'}{H} + \frac{\Psi}{H} - 3r\epsilon \quad (17)$$

$$B(a) = -\frac{4\pi G\rho_m}{H^2} + 2\frac{\Psi}{H} + \frac{a\Psi'}{H} - 15r\epsilon - 9\epsilon^2r^2 + 3\epsilon(1+r)\frac{\Psi}{H} - 3r\epsilon\frac{aH'}{H}. \quad (18)$$

Here $r \equiv \rho_\Lambda/\rho_m$ and $\Psi \equiv -\dot{\rho}_\Lambda/\rho_m$. For $\nu_i = 0$ we have $\Psi = 3Hr\epsilon$, and after a straightforward calculation one can show that (16) can be brought to the standard form Eq. (15).

To solve the above perturbation equations we have to fix the initial conditions on δ_m and δ_m' for each model at high redshift, namely when non-relativistic matter dominates over radiation and DE, see [33]. Functions (17) and (18) are then approximately constant and Eq. (16) admits

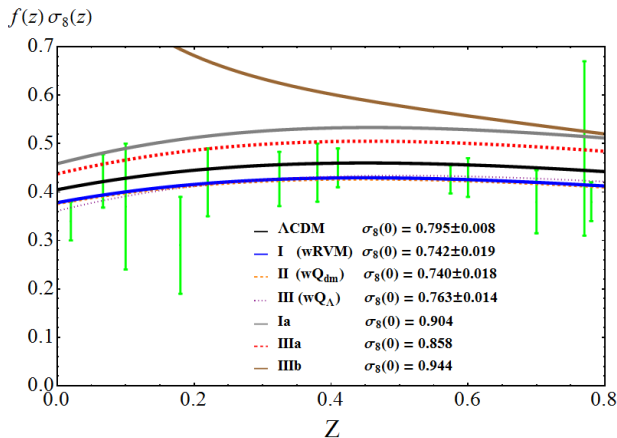


Figure 2: The LSS structure formation data ($f(z)\sigma_8(z)$) and the theoretical predictions for models (8)-(10), using the best-fit values in Tables 2 and 3. The curves for the cases Ia, IIIa correspond to special scenarios for Models I and III where the agreement with the Riess *et al.* local value H_0^{Riess} [12] is better (cf. Table 3). The price, however, is that the concordance with the LSS data is now spoiled. Case IIIb is our theoretical prediction for the scenario proposed in [25], aimed at optimally relaxing the tension with H_0^{Riess} . Unfortunately, the last three scenarios lead to phantom-like DE and are in serious disagreement with the LSS data.

power-law solutions $\delta_m(a) = a^s$. Explicit calculation shows that the values of s for each model turn out to be:

$$\begin{aligned}
 s^{\text{I}} &= 1 + \frac{3}{5}\nu \left(\frac{1}{w} - 4 \right) + \mathcal{O}(\nu^2) \\
 s^{\text{II}} &= 1 - \frac{3}{5}\nu_{dm} \left(1 + 3\frac{\Omega_{dm}^0}{\Omega_m^0} - \frac{1}{w} \right) + \mathcal{O}(\nu_{dm}^2) \\
 s^{\text{III}} &= 1.
 \end{aligned} \tag{19}$$

We can check that for $w = -1$ all of the above equations (16)-(19) render the DVM results previously found in [33]. The generalization to $w \neq -1$ has introduced nontrivial extra terms.

The analysis of the linear LSS regime is usually implemented with the help of the weighted linear growth $f(z)\sigma_8(z)$, where $f(z) = d \ln \delta_m / d \ln a$ is the growth factor and $\sigma_8(z)$ is the rms mass fluctuation on $R_8 = 8 h^{-1}$ Mpc scales. It is computed as follows (see e.g. [30, 33]):

$$\sigma_8(z) = \sigma_{8,\Lambda} \frac{\delta_m(z)}{\delta_m^\Lambda(0)} \sqrt{\frac{\int_0^\infty k^{n_s+2} T^2(\mathbf{p}, k) W^2(kR_8) dk}{\int_0^\infty k^{n_{s,\Lambda}+2} T^2(\mathbf{p}_\Lambda, k) W^2(kR_{8,\Lambda}) dk}}, \tag{20}$$

where W is a top-hat smoothing function and $T(\mathbf{p}, k)$ the transfer function. The fitting parameters for each model are contained in \mathbf{p} . Following the mentioned references, we have defined as fiducial model the Λ CDM at fixed parameter values from the Planck 2015 TT, TE, EE+lowP+lensing data [5]. These fiducial values are collected in \mathbf{p}_Λ . In Figs. 1-2 we display $f(z)\sigma_8(z)$ for the various models using the fitted values of Tables 1-3. We remark that our BAO and LSS data include the bispectrum data points from Ref. [44] –see [33] for a full-fledged explanation of our data sets. In the next section, we discuss our results for the various models and assess their ability to improve the Λ CDM fit as well as their impact on the H_0 tension.

4 Discussion

Following [33] (see Appendix B in it) the statistical analysis of the various models is performed in terms of a joint likelihood function, which is the product of the likelihoods for each data source and includes the corresponding covariance matrices. As indicated in the caption of Table 1, the Λ CDM has 4 parameters, whereas the XCDM and the DVMs have 5, and finally any of the w DVM has 6. Thus, for a fairer comparison of the various nonstandard models with the concordance Λ CDM we have to invoke efficient criteria in which the presence of extra parameters in a given model is conveniently penalized so as to achieve a balanced comparison with the model having less parameters. The Akaike information criterion (AIC) and the Bayesian information criterion (BIC) are known to be extremely valuable tools for a fair statistical analysis of this kind. They can be thought of as a modern quantitative formulation of Occam’s razor. They read [45–47]:

$$\text{AIC} = \chi_{\min}^2 + \frac{2nN}{N - n - 1}, \quad \text{BIC} = \chi_{\min}^2 + n \ln N, \quad (21)$$

where n is the number of independent fitting parameters and N the number of data points. The bigger are the (positive) differences ΔAIC and ΔBIC with respect to the model having smaller values of AIC and BIC the higher is the evidence against the model with larger AIC and BIC. Take, for instance, Tables 1 and 2, where in all cases the less favored model is the Λ CDM (thus with larger AIC and BIC). For ΔAIC and ΔBIC in the range 6 – 10 one speaks of “strong evidence” against the Λ CDM, and hence in favor of the nonstandard models being considered. This is typically the situation for the RVM and Q_{dm} vacuum models in Table 2 and for the three w DVMs in Table 1. Neither the XCDM nor the Q_{Λ} vacuum model attain the “strong evidence” threshold in Tables 1 or 2. The XCDM parametrization, which is used as a baseline for comparison of the dynamical DE models, is nevertheless capable of detecting significant signs of dynamical DE, mainly in Table 1 (in which H_0^{Riess} is excluded), but not so in Table 2 (where H_0^{Riess} is included). In contrast, model Q_{Λ} does not change much from Table 1 to Table 2.

In actual fact, the vacuum model III (Q_{Λ}) tends to remain always fairly close to the Λ CDM. Its dynamics is weaker than that of the main DVMs (RVM and Q_{dm}). Being $|\nu_i| \ll 1$ for all the DVMs, the evolution of its vacuum energy density is approximately logarithmic: $\rho_{\Lambda}^{\text{III}} \sim \rho_{\Lambda 0}(1 - 3\nu_{\Lambda} \ln a)$, as it follows from (13) with $\epsilon = 0$. Thus, it is significantly milder in comparison to that of the main DVMs, for which $\rho_{\Lambda}^{\text{I,II}} \sim \rho_{\Lambda 0} [1 + (\Omega_m^0/\Omega_{\Lambda}^0)\nu_i(a^{-3} - 1)]$. The performance of Q_{Λ} can only be slightly better than that of Λ CDM, a fact that may have not been noted in previous studies – see [20, 25, 38–40] and references therein.

According to the same jargon, when the differences ΔAIC and ΔBIC are both above 10 one speaks of “very strong evidence” against the unfavored model (the Λ CDM, in this case), wherefore in favor of the dynamical vacuum and quasi-vacuum models. It is certainly the case of the RVM and Q_{dm} models in Table 1, which are singled out as being much better than the Λ CDM in their ability to describe the overall observations. From Table 1 we can see that the best-fit values of ν_i for these models are secured at a confidence level of $\sim 3.8\sigma$. These two models are indeed the most conspicuous ones in our entire analysis, and remain strongly favored even if H_0^{Riess} [12] is included (cf. Table 2). In the last case, the best-fit values of ν_i for the two models are still supported at a fairly large c.l. ($\sim 3.2\sigma$), showing that the dynamical vacuum is a real option.

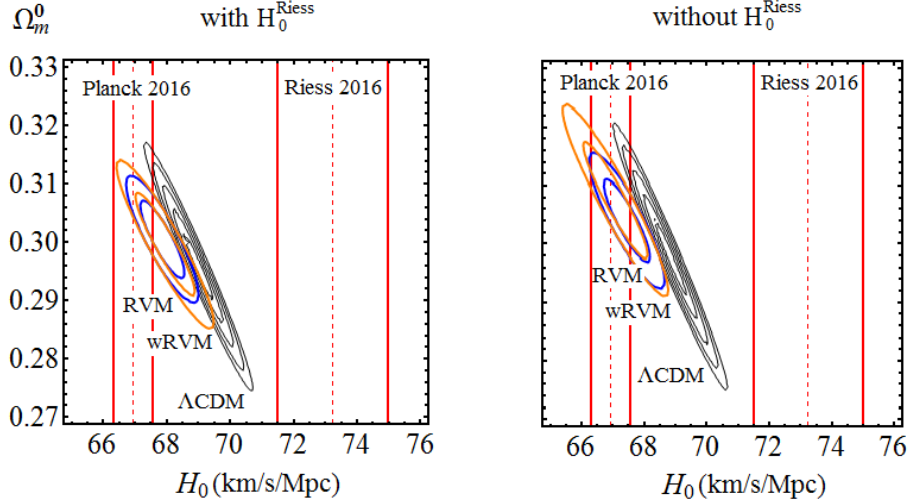


Figure 3: Contour plots for RVM (blue) and w RVM (orange) up to 2σ , and for the Λ CDM (black) up to 5σ in the (H_0, Ω_m^0) -plane. Shown are the two relevant cases under study: the plot on the left is for when the local H_0 value of Riess *et al.* [12] is included in the fit (cf. Table 2), and the plot on the right is for when that local value is *not* included (cf. Table 1). Any attempt at reaching the H_0^{Riess} neighborhood enforces to pick too small values $\Omega_m^0 < 0.27$ through extended contours that go beyond 5σ c.l. We also observe that the two (w)RVMs are much more compatible (already at 1σ) with the H_0^{Planck} range than the Λ CDM. The latter, instead, requires 5σ contours to reach the H_0^{Planck} 1σ region when H_0^{Riess} is included in the fit, and 4σ contours when it is *not* included. Thus, remarkably, in both cases when the full data string SNIa+BAO+ $H(z)$ +LSS+CMB enters the fit the Λ CDM has difficulties to overlap also with the H_0^{Planck} range at 1σ , in contrast to the RVM and w RVM.

In Fig. 1 we confront the various models with the LSS data when the local measurement H_0^{Riess} is not included in our fit. The differences can be better appraised in the plot on the right, where we observe that the RVM and Q_{dm} curves stay significantly lower than the Λ CDM one (hence matching better the data than the Λ CDM), whereas those of XCDM and Q_Λ remain in between.

Concerning the w DVMs, namely the quasi-vacuum models in which an extra parameter is at play (the EoS parameter w), we observe a significant difference as compared to the DVMs (with vacuum EoS): they *all* provide a similarly good fit quality, clearly superior to that of the Λ CDM (cf. Tables 1 and 2) but below that of the main DVMs (RVM and Q_{dm}), whose performance is outstanding.

In Table 3, in an attempt to draw our fit nearer and nearer to H_0^{Riess} [12], we test the effect of ignoring the LSS structure formation data, thus granting more freedom to the fit parameter space. We perform this test using the Λ CDM and models (w)RVM and (w) Q_Λ (i.e. models I and III and testing both the vacuum and quasi-vacuum options), and we fit them to the CMB+BAO data only. We can see that the fit values for H_0 increase in all starred scenarios (i.e. those involving the H_0^{Riess} data point in the fit), and specially for the cases Ia and IIIa in Table 3. Nonetheless, these lead to $\nu_i < 0$ and $w < -1$ (and hence imply phantom-like DE); and, what is worse, the agreement with the LSS data is ruined (cf. Fig. 2) since the corresponding curves are shifted too high (beyond the Λ CDM one). In the same figure we superimpose one more scenario, called IIIb, corresponding to a rather acute phantom behavior ($w = -1.184 \pm 0.064$). The latter was recently explored in [25] so as to maximally relax the H_0 tension – see also [20]. Unfortunately, we find

(see Fig. 2) that the associated LSS curve is completely strayed since it fails to minimally describe the $f\sigma_8$ data. Finally, in Fig. 3 we demonstrate in a very visual way that, in the context of the overall SNIa+BAO+ $H(z)$ +LSS+CMB observations, whether including or not including the data point H_0^{Riess} (cf. Tables 1 and 2), it becomes impossible to getting closer to the local measurement H_0^{Riess} unless we go beyond the 5σ contours and end up with a too low value $\Omega_m^0 < 0.27$. These results are aligned with those of [48], in which the authors are also unable to accommodate the H_0^{Riess} value when a string of SNIa+BAO+ $H(z)$ +LSS+CMB data (similar but *not* equal to the one used by us) is taken into account. Moreover, we observe in Fig. 3 not only that both the RVM and w RVM remain much closer to H_0^{Planck} than to H_0^{Riess} , but also that they are overlapping with the H_0^{Planck} range much better than the Λ CDM does. The latter is seen to have serious difficulties in reaching the Planck range unless we use the extremely elongated 5σ contours shown in Fig. 3.

Many other works in the literature have studied the existing H_0 tension. For instance, in [27] the authors find $H_0 = 69.13 \pm 2.34$ km/s/Mpc assuming the Λ CDM model. Such result almost coincides with the central values of H_0 that we obtain in Tables 1 and 2 for the Λ CDM. This fact, added to the larger uncertainties of the result, helps to relax the tension. Let us, however, notice that the value of [27] has been obtained using BAO data only, what explains the larger uncertainty that they find. In our case, we have considered a much more complete data set, which includes CMB and LSS data as well. This is what has allowed us to better constrain H_0 with smaller errors and conclude that when a larger data set (SNIa+BAO+ $H(z)$ +LSS+CMB) is used, the fitted value of the Hubble parameter for the Λ CDM is incompatible with the Planck best-fit value at a $4 - 5\sigma$ c.l. Thus, the Λ CDM model seems to be in conflict not only with the local HST estimation of H_0 , but also with the Planck one!

In principle, we must still remain open to the possibility that the H_0^{Planck} and/or H_0^{Riess} measurements are affected by some kind of (unknown) systematic errors, although some of these possibilities may be on the way of being ruled out by recent works. For instance, in [49] the authors study the systematic errors in Planck’s data by comparing them with the South Pole Telescope data. Their conclusion is that there is no evidence of systematic errors in Planck’s results. If confirmed, the class of the (w)RVMs studied here would offer a viable solution to both the H_0 and σ_8 existing tensions in the data, which are both unaccountable within the Λ CDM.

Another interesting result is the “blinded” determination of H_0 from [26], based on a reanalysis of the SNIa and Cepheid variables data from the older work by Riess et al. [13]. These authors find $H_0 = 72.5 \pm 3.2$ km/s/Mpc, which should be compared with $H_0 = 73.8 \pm 2.4$ km/s/Mpc [13]. Obviously, the tension with H_0^{Planck} diminished since the central value decreased and in addition the uncertainty has grown by $\sim 33\%$. We should now wait for a similar reanalysis to be made on the original sample used in [12], i.e. the one supporting the value H_0^{Riess} , as planned in [26]. Finally, let us mention other works, see e.g. [23,28], in which a value closer to H_0^{Riess} is found and the tension is not so severely loosened; or the recent work [50], which excludes systematic bias or uncertainty in the Cepheid calibration step of the distance ladder measurement by [12]. Quite obviously, the search for a final solution to the H_0 tension is still work in progress.

5 Conclusions

Our analysis of the current cosmological data SNIa+BAO+ $H(z)$ +LSS+CMB disfavors the hypothesis $\Lambda = \text{const.}$ in a very significant way. We find that the class of dynamical vacuum or quasi-vacuum models (w DVMs) can improve significantly the overall fit. At the same time they can cope with the Riess *et al.* local measurement H_0^{Riess} [12] and still provide a much better fit than the concordance model at $\sim 3\sigma$ c.l. However, the fit quality to the overall cosmological observations increases to the maximum level, viz. up to $\sim 4\sigma$ c.l., only when the local H_0^{Riess} measurement is not taken into account. Thus, the CMB determination H_0^{Planck} is preferred, but if the eventual discovery of a systematic error in one of the two measurements would definitely decide in favor of the other, our analysis shows that the overall fit quality would always be better with a non rigid (hence dynamical) vacuum option. Remarkably, we find that not only the CMB and BAO, but also the LSS data, are essential to grant these results. If the latter are not considered in the fit analysis and w is left free, the models may accommodate the H_0^{Riess} measurement only at the expense of a phantom-like behavior of the DE ($w < -1$), what amounts to destroy the agreement with the LSS data. When these data are restored, an excellent fit quality to the overall observations can be achieved both with and without including the local H_0^{Riess} measurement, specially with the pure vacuum option $w = -1$. This result is bolstered by outstanding records of the information criteria, rendering ΔAIC and ΔBIC in the range of strong to very strong evidence in favor of the main dynamical vacuum models and against the concordance model. In short, we contend that significant signs of dynamical vacuum energy are encoded in the current cosmological data, which the standard ΛCDM model is unable to accommodate. Such distinct signs of vacuum dynamics tend to support the Planck preferred range of H_0 values and can better accommodate the tension with the distance ladder measurements.

6 Acknowledgements

We are partially supported by MINECO FPA2016-76005-C2-1-P, Consolider CSD2007-00042, 2014-SGR-104 (Generalitat de Catalunya) and MDM-2014-0369 (ICCUB).

References

- [1] A.G. Riess *et al.*, *Astron. J.* **116** (1998) 1009.
- [2] S. Perlmutter *et al.*, *Astrophys. J.* **517** (1999) 565.
- [3] S. Weinberg, *Rev. Mod. Phys.* **61** (1989) 1.
- [4] P.J.E. Peebles, *Principles of Physical Cosmology*, Princeton Univ. Press, Princeton (1993).
- [5] Planck XIII (2015) results, P.A.R Ade *et al.*, *Cosmological parameters*, *Astron. Astrophys.* **594** (2016) A13.
- [6] P.J.E. Peebles & B. Ratra, *Rev. Mod. Phys.* **75** (2003) 559.

- [7] L. Amendola & S. Tsujikawa, *Dark Energy*, Cambridge Univ. Press, Cambridge (2010) & (2015).
- [8] A. Sandage, *Astrophys. J.* **133** (1961) 355.
- [9] G.A. Tammann & A. Sandage, *The Hubble Constant and HST*. In: Macchetto F. (eds), *The Impact of HST on European Astronomy*, Astrophysics and Space Science Proceedings, Springer, Dordrecht (2010) 289.
- [10] G.A. Tammann & B. Reindl, *IAU Symp.* **289** (2013) 13; *Astron. Astrophys.* **549** (2013) A136.
- [11] Planck XLVI intermediate results, N. Aghanim *et al.*, *Reduction of large-scale systematic effects in HFI polarization maps and estimation of the reionization optical depth*, *Astron. Astrophys.* **596** (2016) A107.
- [12] A.G. Riess *et al.*, *Astrophys. J.* **826** (2016) 56.
- [13] A.G. Riess *et al.*, *Astrophys. J.* **730** (2011) 119, Erratum: *Astrophys. J.* **732** (2011) 129
- [14] T. Padmanabhan, *Phys. Rept.* **380** (2003) 235.
- [15] J. Solà, *J. Phys. Conf. Ser.* **453** (2013) 012015.
- [16] W. Baade, *Astrophys. J.* **100** (1944) 137.
- [17] G.A. Tammann, *Publ. Astron. Soc. Pac.* **108** (1996) 1083.
- [18] G. Chen & B. Ratra, *Publ. Astron. Soc. Pac.* **123** (2011) 1127.
- [19] S. Bethapudi & S. Desai, *Eur. Phys. J. Plus.* **132** (2017) 78.
- [20] E.D. Valentino, A. Melchiorri & J. Silk, *Phys. Lett. B* **761** (2016) 242.
- [21] J.L. Bernal, L. Verde & A.G. Riess, *JCAP* **1610** (2016) 019.
- [22] A. Shafieloo & D.K. Hazra, *JCAP* **1704** (2017) 012.
- [23] W. Cardona, M. Kunz & V. Pettorino, *JCAP* **1703** (2017) 056.
- [24] E.D. Valentino, A. Melchiorri, E.V. Linder & J. Silk, *Constraining Dark Energy Dynamics in Extended Parameter Space*, arXiv:1704.00762.
- [25] E.D. Valentino, A. Melchiorri & O. Mena, *Can interacting dark energy solve the H_0 tension?*, arXiv:1704.08342.
- [26] B.R. Zhang *et al.*, *A blinded determination of H_0 from low-redshift Type Ia supernovae*, DOI: 10.1093/mnras/stx1600, arXiv:1706.07573.
- [27] Y. Wang, X. Lixin & G.B. Zhao, *A measurement of the Hubble constant using galaxy redshift surveys*, arXiv:1706.09149.

- [28] S.M. Feeney, D.J. Mortlock & N. Dalmasso, *Clarifying the Hubble constant tension with a Bayesian hierarchical model of the local distance ladder*, arXiv:1707.00007.
- [29] J. Solà, A. Gómez-Valent & J. de Cruz Pérez, *Astrophys. J.* **811** (2015) L14.
- [30] J. Solà, A. Gómez-Valent & J. de Cruz Pérez, *Astrophys. J.* **836** (2017) 43.
- [31] J. Solà, A. Gómez-Valent & J. de Cruz Pérez, *Mod. Phys. Lett. A* **32** (2017) 1750054.
- [32] J. Solà, *Int. J. Mod. Phys. A* **31** (2016) 1630035.
- [33] J. Solà, J. de Cruz Pérez & A. Gómez-Valent, *Towards the firsts compelling signs of vacuum dynamics in modern cosmological observations*, arXiv:1703.08218; J. Solà, J. de Cruz Pérez, A. Gómez-Valent & R.C. Nunes, *Dynamical Vacuum against a rigid Cosmological Constant*, arXiv:1606.00450.
- [34] S.M. Turner & M. White, *Phys. Rev. D* **56** (1997) R4439.
- [35] Y. Wang & M. Dai, *Phys. Rev. D* **94** (2016) 083521.
- [36] J. Solà & A. Gómez-Valent, *Int. J. Mod. Phys. D* **24** (2015) 1541003.
- [37] J. Solà, *J. Phys. A.* **41** (2008) 164066.
- [38] V. Salvatelli *et al.*, *Phys. Rev. Lett.* **113** (2014) 181301.
- [39] R. Murgia, S. Gariazzo & N. Fornengo, *JCAP* **1604** (2016) 014.
- [40] Y.H. Li, J.F. Zhang & X. Zhang, *Phys. Rev. D* **93** (2016) 023002.
- [41] J.A.S. Lima, S. Basilakos & J. Solà, *MNRAS* **431** (2013) 923.
- [42] A. Gómez-Valent, J. Solà & S. Basilakos, *JCAP* **1501** (2015) 004.
- [43] A. Gómez-Valent & J. Solà, *MNRAS* **448** (2015) 2810.
- [44] H. Gil-Marín *et al.*, *MNRAS* **465** (2017) 1757.
- [45] H. Akaike, *IEEE Trans. Autom. Control.* **19** (1974) 716.
- [46] G. Schwarz, *Annals of Statistics* **6** (1978) 461.
- [47] R.E. Kass & A. Raftery, *J. Amer. Statist. Assoc.* **90** (1995) 773.
- [48] Z. Zhai, M. Blanton, A. Slosar & J. Tinker, *An evaluation of cosmological models from expansion and growth of structure measurements*, arXiv:1705.10031.
- [49] A. Aylor *et al.*, *A comparison of cosmological parameters determined from CMB temperature power spectra from the South Pole Telescope and the Planck Satellite*, arXiv:1706.10286.
- [50] B. Follin and L. Knox, *Insensitivity of The Distance Ladder Hubble Constant Determination to Cepheid Calibration Modeling Choices*, arXiv:1707.01175.